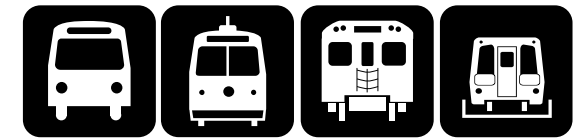


TORONTO TRANSIT COMMISSION



Service Summary

June 22, 2014
to
July 19, 2014

Available Online



SERVICE SUMMARY – Introduction

This is a summary of all transit service operated by the Toronto Transit Commission for the period indicated. All rapid transit, streetcar, bus, and community bus routes and services are listed. The summary identifies the routes, gives the names and destinations, the garage or carhouse from which the service is operated, the characteristics of the service, and the times of the first and last trips on each route. The headway operated on each route is shown, together with the combined or average headway on the route, if more than one branch is operated. The number and type of vehicles operated on the route are listed, as well as the round-trip driving time, the total terminal time, and the average speed of the route (driving time only, not including terminal time).

The first and last trip times shown are the departure times for the first or last trip which covers the entire branch. In some cases, earlier or later trips are operated which cover only part of the routing, and the times for these trips are not shown.

Additional notes are shown for routes which interline with other routes, which are temporarily operating over different routings, or which are temporarily operating with buses instead of streetcars.

Headways are shown in minutes and seconds. Running times and terminal times are shown in minutes. Distances are shown in kilometres, and speeds are shown in kilometres per hour.

The map on the cover is a current map of the TTC route network for the period covered by this summary.

At the end of the document is a summary of the number of vehicles and trains operated, by time period, a list of all TTC routes (in alphabetical order, in numerical order, and grouped by division), a list of all connections at rapid transit stations, and a list of transit vehicles.

This document is available on the ttc.ca Internet web site at:

http://www3.ttc.ca/About_the_TTC/Transit_Planning/index.jsp

and on the internal TTC Intranet (TTC computers only) at:

<http://home.ttc.ca/serviceplanning/> then "Route and System Information"

TTC board periods in 2014

January 5 to February 15, 2014

February 16 to March 29, 2014

March 30 to May 10, 2014

May 11 to June 21, 2014

June 22 to August 2, 2014

August 3 to August 30, 2014

August 31 to October 11, 2014

October 12 to November 22, 2014

November 23 to December 20, 2014

December 21, 2014 to January 3, 2015

Abbreviations

| | | |
|-----------------------------------|----------|--------------|
| Avg spd..... Average speed (km/h) | NB | Northbound |
| Dep | SB | Southbound |
| RT | EB | Eastbound |
| Term | WB..... | Westbound |
| Veh type ... | | Vehicle type |

Division abbreviations

| | | | | | |
|--------------|-----------------|-----------|--------------|--------------|---------------|
| Arw..... | Arrow Road | Mal | Malvern | Rus | Russell |
| Bir | Birchmount | MtD | Mount Dennis | Wil | Wilson Bus |
| DanSub | Danforth Subway | Qsy | Queensway | WilSub | Wilson Subway |
| Egl | Eglinton | Ron..... | Roncesvalles | W-T | Wheel-Trans |

Vehicle abbreviations

6carHT Six-car train of H- or T- or TR-series 23-metre subway cars
4carT..... Four-car train of T-series 23-metre subway cars
4carS..... Four-car train of S-series 13-metre Scarborough RT cars
CLRV 15-metre high-floor streetcar (*Canadian Light Rail Vehicle*)
ALRV Articulated 23-metre high-floor streetcar (*Articulated Light Rail Vehicle*)
LF..... 12-metre low-floor accessible bus (*New Flyer D40LF, Orion VII*)
Lift 12-metre high-floor lift-equipped accessible bus (*Orion V with lift and Nova RTS with lift*)
Artic..... 18-metre low-floor articulated accessible bus (*Nova*)
CB 8-metre low-floor accessible Community Bus (*Friendly Bus*)
WT 7- or 8-metre low-floor accessible Wheel-Trans bus (*Elf, Friendly Bus*)

Time period definitions

Service is shown by time period. The approximate times for these periods are listed below. Some variation exists between routes, and these times should be used as a guide only.

| MONDAY TO FRIDAY | | SATURDAY and SUNDAY | |
|----------------------------|---------------|---------------------|-----------------------------|
| Morning peak period | 600a to 900a | Early morning | 600a to 800a |
| Midday | 900a to 300p | Morning | 800a to 1200noon |
| Afternoon peak period..... | 300p to 700p | Afternoon | 1200noon to 700p |
| Early evening | 700p to 1000p | Early evening | 700p to 1000p |
| Late evening | 1000p to 100a | Late evening | 1000p to 100a |
| Overnight..... | 130a to 530a | Overnight | 130a to 530a (900a Sundays) |

Holiday service in 2014

| | | | |
|---|-----------------|---|-----------------|
| New Year's Day, Wed., Jan. 1, 2014..... | Sunday service | Labour Day, Monday, September 1 | Holiday service |
| Family Day, Monday, February 17..... | Holiday service | Thanksgiving Day, Monday, Oct. 13 | Holiday service |
| Good Friday, Friday, April 18 | Holiday service | Christmas Day, Thursday, Dec. 25..... | Sunday service |
| Victoria Day, Monday, May 19 | Holiday service | Boxing Day, Friday, Dec. 26 | Holiday service |
| Canada Day, Tuesday, July 1..... | Holiday service | New Year's Day, Thurs., Jan. 1, 2015 | Sunday service |
| Simcoe Day, Monday, August 4 | Holiday service | | |

"Holiday service" means that routes which operate on Sundays will operate at the same levels of service as on Sundays, but service will start earlier in the morning, at about the same time as on Saturdays.



SERVICE SUMMARY

June 22 to July 19, 2014

| Route | RT dist (km) and date of last change | Veh type | No. of Veh | Service interval | Run time (min) | Term time (min) | Avg spd (km/h) | Veh type | No. of Veh | Service interval | Run time (min) | Term time (min) | Avg spd (km/h) | Veh type | No. of Veh | Service interval | Run time (min) | Term time (min) | Avg spd (km/h) | Veh type | No. of Veh | Service interval | Run time (min) | Term time (min) | Avg spd (km/h) | Veh type | No. of Veh | Service interval | Run time (min) | Term time (min) | Avg spd (km/h) | First dep NB or WB | First dep SB or EB | Last dep NB or WB | Last dep SB or EB | | | | |
|---|--------------------------------------|-----------------------------------|------------|------------------|----------------|-----------------|----------------|----------|------------|------------------|----------------|----------------------|----------------|----------|------------|------------------|-------------------------------------|-----------------|----------------|----------|------------|-----------------------------|----------------|-----------------|----------------|----------|----------------------------|------------------|----------------|-----------------|----------------|--------------------|--------------------|-------------------|-------------------|------|------|------|------|
| RAPID TRANSIT SERVICES | | | | | | | | | | | | | | | | | | | | | | | | | | | | | | | | | | | | | | | |
| 2 BLOOR-DANFORTH | DanSub | | | | | | | | | | | | | | | | | | | | | | | | | | | | | | | | | | | | | | |
| Monday to Friday | 23-Jun-14 | Monday-Friday morning peak period | | | | | | | | | | Monday-Friday midday | | | | | Monday-Friday afternoon peak period | | | | | Monday-Friday early evening | | | | | Monday-Friday late evening | | | | | | | | | | | | |
| 2 Kipling Stn – Kennedy Stn | 52.46 | 6carHT | 38 | 2' 40" | 101 | 0 | 31.2 | 6carHT | 29 | 3' 35" | 104 | 0 | 30.4 | 6carHT | 35 | 2' 52" | 100 | 0 | 31.4 | 6carHT | 26 | 3' 50" | 100 | 0 | 31.6 | 6carHT | 20 | 4' 52" | 97 | 0 | 32.4 | 546a | 541a | 131a | 131a | | | | |
| Saturday | 19-May-07 | Saturday early morning | | | | | | | | | | Saturday morning | | | | | Saturday afternoon | | | | | Saturday early evening | | | | | Saturday late evening | | | | | | | | | | | | |
| 2 Kipling Stn – Kennedy Stn | 52.46 | 6carHT | 20 | 4' 52" | 97 | 0 | 32.3 | 6carHT | 20 | 4' 52" | 97 | 0 | 32.3 | 6carHT | 21 | 4' 43" | 99 | 0 | 31.8 | 6carHT | 20 | 4' 52" | 97 | 0 | 32.3 | 6carHT | 20 | 4' 52" | 97 | 0 | 32.3 | 548a | 548a | 131a | 131a | | | | |
| Sunday | 13-May-07 | Sunday morning | | | | | | | | | | Sunday afternoon | | | | | Sunday early evening | | | | | Sunday late evening | | | | | | | | | | | | | | | | | |
| 2 Kipling Stn – Kennedy Stn | 52.46 | | | | | | | | | | | 6carHT | 20 | 4' 52" | 97 | 0 | 32.3 | 6carHT | 20 | 4' 52" | 97 | 0 | 32.3 | 6carHT | 20 | 4' 52" | 97 | 0 | 32.3 | 6carHT | 20 | 4' 52" | 97 | 0 | 32.3 | 848a | 848a | 131a | 131a |
| 300 BLOOR-DANFORTH | | | | | | | | | | | | | | | | | | | | | | | | | | | | | | | | | | | | | | | |
| Overnight, 7 days a week | MtD/Bir/ Egl/Osy 05-Jan-14 | Monday-Friday overnight | | | | | | | | | | Saturday overnight | | | | | Sunday overnight | | | | | Sunday morning 600a-900a | | | | | | | | | | | | | | | | | |
| 300A Pearson Airport – Warden | 75.97 | LF | 5 | 30' 00" | 150 | 0 | 30.4 | LF | 5 | 30' 00" | 150 | 0 | 30.4 | LF | 5 | 30' 00" | 150 | 0 | 30.4 | LF | 13 | 12' 00" | 150 | 6 | 30.4 | | | | | | | | | | | | | | |
| 300B West Mall – Warden | 50.95 | LF | 4 | 30' 00" | 120 | 0 | 25.5 | LF | 4 | 30' 00" | 120 | 0 | 25.5 | LF | 4 | 30' 00" | 120 | 0 | 25.5 | LF | 10 | 12' 00" | 120 | 0 | 25.5 | | | | | | | | | | | | | | |
| Combined/Average | | | | | 9 | 15' 00" | | | | 9 | 15' 00" | | | | 9 | 15' 00" | | | | 23 | 6' 00" | | | | | | | | | | | | | | | | | | |
| 3 SCARBOROUGH RT | | | | | | | | | | | | | | | | | | | | | | | | | | | | | | | | | | | | | | | |
| Monday to Friday | DanSub 04-Sep-12 | Monday-Friday morning peak period | | | | | | | | | | Monday-Friday midday | | | | | Monday-Friday afternoon peak period | | | | | Monday-Friday early evening | | | | | Monday-Friday late evening | | | | | | | | | | | | |
| 3 Kennedy Stn – McCowan Stn | 12.81 | 4carS | 6 | 4' 30" | 27 | 0 | 28.5 | 4carS | 4 | 6' 45" | 27 | 0 | 28.5 | 4carS | 6 | 4' 30" | 27 | 0 | 28.5 | 4carS | 4 | 6' 45" | 27 | 0 | 28.5 | 4carS | 4 | 6' 45" | 27 | 0 | 28.5 | 545a | 600a | 116a | 130a | | | | |
| Saturday | 08-Sep-12 | Saturday early morning | | | | | | | | | | Saturday morning | | | | | Saturday afternoon | | | | | Saturday early evening | | | | | Saturday late evening | | | | | | | | | | | | |
| 3 Kennedy Stn – McCowan Stn | 12.81 | 4carS | 4 | 6' 45" | 27 | 0 | 28.5 | 4carS | 4 | 6' 45" | 27 | 0 | 28.5 | 4carS | 4 | 6' 45" | 27 | 0 | 28.5 | 4carS | 4 | 6' 45" | 27 | 0 | 28.5 | 4carS | 4 | 6' 45" | 27 | 0 | 28.5 | 548a | 602a | 116a | 130a | | | | |
| Sunday | 02-Sep-12 | Sunday morning | | | | | | | | | | Sunday afternoon | | | | | Sunday early evening | | | | | Sunday late evening | | | | | | | | | | | | | | | | | |
| 3 Kennedy Stn – McCowan Stn | 12.81 | | | | | | | | | | | 4carS | 4 | 6' 45" | 27 | 0 | 28.5 | 4carS | 4 | 6' 45" | 27 | 0 | 28.5 | 4carS | 4 | 6' 45" | 27 | 0 | 28.5 | 4carS | 4 | 6' 45" | 27 | 0 | 28.5 | 858a | 911a | 116a | 130a |
| McCowan to Kennedy is WB; Kennedy to McCowan is EB | | | | | | | | | | | | | | | | | | | | | | | | | | | | | | | | | | | | | | | |
| 4 SHEPPARD SUBWAY | | | | | | | | | | | | | | | | | | | | | | | | | | | | | | | | | | | | | | | |
| Monday to Friday | WilSub 25-Nov-02 | Monday-Friday morning peak period | | | | | | | | | | Monday-Friday midday | | | | | Monday-Friday afternoon peak period | | | | | Monday-Friday early evening | | | | | Monday-Friday late evening | | | | | | | | | | | | |
| 4 Sheppard-Yonge Stn – Don Mills Stn | 10.94 | 4carT | 4 | 5' 30" | 22 | 0 | 29.8 | 4carT | 4 | 5' 30" | 22 | 0 | 29.8 | 4carT | 4 | 5' 30" | 22 | 0 | 29.8 | 4carT | 4 | 5' 30" | 22 | 0 | 29.8 | 4carT | 4 | 5' 30" | 22 | 0 | 29.8 | 531a | 542a | 225a | 214a | | | | |
| Saturday | 30-Nov-02 | Saturday early morning | | | | | | | | | | Saturday morning | | | | | Saturday afternoon | | | | | Saturday early evening | | | | | Saturday late evening | | | | | | | | | | | | |
| 4 Sheppard-Yonge Stn – Don Mills Stn | 10.94 | 4carT | 4 | 5' 30" | 22 | 0 | 29.8 | 4carT | 4 | 5' 30" | 22 | 0 | 29.8 | 4carT | 4 | 5' 30" | 22 | 0 | 29.8 | 4carT | 4 | 5' 30" | 22 | 0 | 29.8 | 4carT | 4 | 5' 30" | 22 | 0 | 29.8 | 547a | 558a | 225a | 214a | | | | |
| Sunday | 24-Nov-02 | Sunday morning | | | | | | | | | | Sunday afternoon | | | | | Sunday early evening | | | | | Sunday late evening | | | | | | | | | | | | | | | | | |
| 4 Sheppard-Yonge Stn – Don Mills Stn | 10.94 | | | | | | | | | | | 4carT | 4 | 5' 30" | 22 | 0 | 29.8 | 4carT | 4 | 5' 30" | 22 | 0 | 29.8 | 4carT | 4 | 5' 30" | 22 | 0 | 29.8 | 4carT | 4 | 5' 30" | 22 | 0 | 29.8 | 849a | 900a | 225a | 214a |



TORONTO TRANSIT COMMISSION

SERVICE SUMMARY

June 22 to July 19, 2014

| Route | RT dist (km) and date of last change | Veh type | No. of Veh | Service interval | Run time (min) | Term time (min) | Avg spd (km/h) | Veh type | No. of Veh | Service interval | Run time (min) | Term time (min) | Avg spd (km/h) | Veh type | No. of Veh | Service interval | Run time (min) | Term time (min) | Avg spd (km/h) | Veh type | No. of Veh | Service interval | Run time (min) | Term time (min) | Avg spd (km/h) | Veh type | No. of Veh | Service interval | Run time (min) | Term time (min) | Avg spd (km/h) | First dep NB or WB | First dep SB or EB | Last dep NB or WB | Last dep SB or EB | | | | | | | | | | | | | | | | | | | | | | | | |
|--|--------------------------------------|--|------------|-------------------|----------------|-----------------|----------------|----------|------------|------------------|-------------------------------------|-----------------|----------------|--|------------|------------------|----------------|-----------------|----------------|--|------------|------------------|----------------|-----------------|----------------|----------|------------|------------------|------------------------------------|-----------------|----------------|--------------------|--------------------|-------------------|-------------------|--|------|-----------------------------------|----|--------|-----|------|------|--------|----|--------|-----|---|------|--------|----|--------|-----|---|------|------|------|-------|-------|
| 1 YONGE-UNIVERSITY-SPADINA SUBWAY | WilSub/Egl/MtD/Wil | Temporary late evening closure for tunnel liner replacement, Sunday to Friday. Trains replaced by buses north of Eglinton Station after approximately 12:30 a.m. | | | | | | | | | | | | | | | | | | | | | | | | | | | | | | | | | | | | | | | | | | | | | | | | | | | | | | | | | |
| Monday to Friday | 23-Jun-14 | Monday-Friday morning peak period | | | | | | | | | Monday-Friday midday | | | | | | | | | Monday-Friday afternoon peak period | | | | | | | | | Monday-Friday early evening | | | | | | | | | Monday-Friday late evening | | | | | | | | | | | | | | | | | | | | | |
| 1 Finch Stn – Downsview Stn | 60.45 | 6carHT | 25 | 4' 42" | 118 | 0 | 30.9 | 6carHT | 33 | 3' 36" | 119 | 0 | 30.6 | 6carHT | 47 | 2' 31" | 118 | 0 | 30.7 | 6carHT | 33 | 3' 30" | 116 | 0 | 31.4 | 6carHT | 23 | 4' 52" | 112 | 0 | 32.4 | 603a | 540a | 1141p | 1215a | | | | | | | | | | | | | | | | | | | | | | | | |
| 1 Finch Stn – St Clair West Stn | 45.06 | 6carHT | 19 | 4' 42" | 89 | 0 | 30.3 | | | | | | | | | | | | | | | | | | | | | | | | | | | | | | | | | | | | | | | | | | | | | | | | | | | | |
| Gap Trains | | 6carHT | 2 | Gap Trains | | | | | | | | | | | | | | | | | | | | | | | | | | | | | | | | | | | | | | | | | | | | | | | | | | | | | | | |
| 1 Eglinton Stn – Downsview Stn | 43.46 | | | | | | | | | | | | | | | | | | | | | | | | | 6carHT | 18 | 4' 52" | 88 | 0 | 29.8 | | | | | | | | | | | 118a | 128a | | | | | | | | | | | | | | | | |
| 1 Eglinton Stn – Finch Stn replacement bus | 22.49 | | | | | | | | | | | | | | | | | | | | | | | | | LF | 18 | 3' 00" | 54 | 0 | 25.0 | 1213a | 1208a | 210a | 150a | | | | | | | | | | | | | | | | | | | | | | | | |
| Combined/Average | | 46 | | | 2' 21" | | | 33 | | | 3' 36" | | | 48 | | | 2' 31" | | | 33 | | | 3' 30" | | | | | | | | | | | | | | | | | | | | | | | | | | | | | | | | | | | | |
| Saturday | 05-Apr-14 | Saturday early morning | | | | | | | | | Saturday morning | | | | | | | | | Saturday afternoon | | | | | | | | | Saturday early evening | | | | | | | | | Saturday late evening | | | | | | | | | | | | | | | | | | | | | |
| 1 Finch Stn – Downsview Stn | 60.45 | 6carHT | 23 | 4' 52" | 112 | 0 | 32.4 | 6carHT | 31 | 3' 42" | 115 | 0 | 31.6 | 6carHT | 31 | 3' 42" | 115 | 0 | 31.6 | 6carHT | 23 | 4' 52" | 112 | 0 | 32.4 | 6carHT | 23 | 4' 52" | 112 | 0 | 32.4 | 600a | 557a | 118a | 116a | | | | | | | | | | | | | | | | | | | | | | | | |
| Sunday | 30-Mar-14 | Sunday morning | | | | | | | | | Sunday afternoon | | | | | | | | | Sunday early evening | | | | | | | | | Sunday late evening | | | | | | | | | | | | | | | | | | | | | | | | | | | | | | |
| 1 Finch Stn – Downsview Stn | 60.45 | | | | | | | | | | | | | | | | | | | | | | | | | 6carHT | 25 | 4' 30" | 113 | 0 | 32.2 | 6carHT | 27 | 4' 10" | 113 | 0 | 32.2 | 6carHT | 23 | 4' 52" | 112 | 0 | 32.4 | 6carHT | 23 | 4' 52" | 112 | 0 | 32.4 | 6carHT | 23 | 4' 52" | 112 | 0 | 32.4 | 900a | 857a | 1141p | 1215a |
| 1 Eglinton Stn – Downsview Stn | 43.46 | | | | | | | | | | | | | | | | | | | | | | | | | | | | | | | | | | | | | | | | | | | | | | | | | | | | | | | | | | |
| 1 Eglinton Stn – Finch Stn replacement bus | 22.49 | | | | | | | | | | | | | | | | | | | | | | | | | LF | 12 | 4' 30" | 54 | 0 | 25.0 | 1213a | 1208a | 210a | 150a | Finch to Downsview is SB; Downsview to Finch is NB | | | | | | | | | | | | | | | | | | | | | | | |
| 320 YONGE | Egl/MtD/Wil | Monday-Friday overnight 130a-330a | | | | | | | | | | | | | | | | | | Monday-Friday overnight 330a-600a | | | | | | | | | | | | | | | | | | | | | | | | | | | | | | | | | | | | | | | |
| Overnight, Monday to Friday | 15-Oct-13 | LF | 26 | 3' 30" | 91 | 0 | 23.7 | LF | 6 | 15' 00" | 90 | 0 | 24.0 | Additional service operates 500a to 600a | | | | | | | | | | | | | | | | | | | | | | | | | | | | | | | | | | | | | | | | | | | | | |
| 320 Queens Quay – Steeles | 35.97 | | | | | | | | | | | | | | | | | | | | | | | | | | | | | | | | | | | | | | | | | | | | | | | | | | | | | | | | | | |
| Overnight, Saturday | 19-Oct-13 | Saturday overnight 130a-330a | | | | | | | | | Saturday overnight 330a-600a | | | | | | | | | | | | | | | | | | | | | | | | | | | | | | | | | | | | | | | | | | | | | | | | |
| 320 Queens Quay – Steeles | 35.97 | LF | 26 | 3' 30" | 91 | 0 | 23.7 | LF | 6 | 15' 00" | 90 | 0 | 24.0 | Additional service operates 500a to 600a | | | | | | | | | | | | | | | | | | | | | | | | | | | | | | | | | | | | | | | | | | | | | |
| Overnight, Sunday | 13-Oct-13 | Sunday overnight 130a-330a | | | | | | | | | Sunday overnight 330a-600a | | | | | | | | | Sunday morning 600a-900a | | | | | | | | | | | | | | | | | | | | | | | | | | | | | | | | | | | | | | | |
| 320 Queens Quay – Steeles | 35.97 | LF | 6 | 15' 00" | 90 | 0 | 24.0 | LF | 6 | 15' 00" | 90 | 0 | 24.0 | LF | 32 | 3' 00" | 96 | 0 | 22.5 | | | | | | | | | | | | | | | | | | | | | | | | | | | | | | | | | | | | | | | | |



SERVICE SUMMARY

June 22 to July 19, 2014

| Route | RT dist (km) and date of last change | Veh type | No. of Veh | Service interval | Run time (min) | Term time (min) | Avg spd (km/h) | Veh type | No. of Veh | Service interval | Run time (min) | Term time (min) | Avg spd (km/h) | Veh type | No. of Veh | Service interval | Run time (min) | Term time (min) | Avg spd (km/h) | Veh type | No. of Veh | Service interval | Run time (min) | Term time (min) | Avg spd (km/h) | Veh type | No. of Veh | Service interval | Run time (min) | Term time (min) | Avg spd (km/h) | First dep NB or WB | First dep SB or EB | Last dep NB or WB | Last dep SB or EB | |
|---|--------------------------------------|--|------------|------------------|----------------|-----------------|----------------------|----------|------------|------------------|----------------|-------------------------------------|----------------|----------|------------|------------------|-----------------------------|-----------------|----------------|----------|------------|----------------------------|----------------|-----------------|----------------|----------|------------|------------------|----------------|-----------------|----------------|--------------------|--------------------|-------------------|-------------------|--|
| STREETCAR SERVICES | | | | | | | | | | | | | | | | | | | | | | | | | | | | | | | | | | | | |
| 511 BATHURST | Ron | Includes additional service due to Waterfront Toronto construction on the 509 HARBOURFRONT and 510 SPADINA routes. | | | | | | | | | | | | | | | | | | | | | | | | | | | | | | | | | | |
| Monday to Friday | 23-Jun-14 | Monday-Friday morning peak period | | | | | Monday-Friday midday | | | | | Monday-Friday afternoon peak period | | | | | Monday-Friday early evening | | | | | Monday-Friday late evening | | | | | | | | | | | | | | |
| 511 Bathurst Stn – Exhibition | 9.41 | CLRV | 14 | 3' 40" | 46 | 5 | 12.3 | CLRV | 14 | 3' 40" | 48 | 3 | 11.8 | CLRV | 15 | 3' 40" | 48 | 7 | 11.8 | CLRV | 10 | 4' 45" | 44 | 4 | 13.0 | CLRV | 8 | 5' 15" | 40 | 2 | 14.1 | 520a | 520a | 130a | 130a | |
| Saturday | 28-Jun-14 | Saturday early morning | | | | | Saturday morning | | | | | Saturday afternoon | | | | | Saturday early evening | | | | | Saturday late evening | | | | | | | | | | | | | | |
| 511 Bathurst Stn – Exhibition | 9.41 | CLRV | 8 | 5' 15" | 42 | 0 | 13.4 | CLRV | 12 | 4' 15" | 46 | 5 | 12.3 | CLRV | 12 | 4' 15" | 46 | 5 | 12.3 | CLRV | 10 | 5' 00" | 43 | 7 | 13.1 | CLRV | 9 | 5' 00" | 40 | 5 | 14.1 | 523a | 501a | 132a | 128a | |
| Sunday | 22-Jun-14 | Sunday morning | | | | | Sunday afternoon | | | | | Sunday early evening | | | | | Sunday late evening | | | | | | | | | | | | | | | | | | | |
| 511 Bathurst Stn – Exhibition | 9.41 | ALRV | 8 | 6' 00" | 45 | 3 | 12.5 | ALRV | 10 | 5' 00" | 45 | 5 | 12.5 | ALRV | 8 | 5' 15" | 40 | 2 | 14.1 | ALRV | 8 | 5' 15" | 40 | 2 | 14.1 | ALRV | 8 | 5' 15" | 40 | 2 | 14.1 | 850a | 828a | 130a | 130a | |
| Overnight service on Bathurst Street provided by 310 BATHURST | | | | | | | | | | | | | | | | | | | | | | | | | | | | | | | | | | | | |
| 506 CARLTON | Ron/Rus | Monday-Friday morning peak period | | | | | Monday-Friday midday | | | | | Monday-Friday afternoon peak period | | | | | Monday-Friday early evening | | | | | Monday-Friday late evening | | | | | | | | | | | | | | |
| 506 High Park – Main Street Stn | 29.63 | CLRV | 30 | 4' 00" | 117 | 3 | 15.2 | CLRV | 25 | 5' 15" | 124 | 8 | 14.4 | CLRV | 26 | 5' 10" | 127 | 8 | 14.0 | CLRV | 16 | 7' 30" | 117 | 3 | 15.2 | CLRV | 11 | 10' 00" | 106 | 4 | 16.8 | 530a | 515a | 1207a | 100a | |
| Saturday | 30-Nov-13 | Saturday early morning | | | | | Saturday morning | | | | | Saturday afternoon | | | | | Saturday early evening | | | | | Saturday late evening | | | | | | | | | | | | | | |
| 506 High Park – Main Street Stn | 29.63 | CLRV | 14 | 7' 09" | 100 | 0 | 17.8 | CLRV | 16 | 7' 00" | 110 | 2 | 16.2 | CLRV | 22 | 6' 00" | 123 | 9 | 14.5 | CLRV | 14 | 8' 00" | 110 | 2 | 16.2 | CLRV | 13 | 8' 30" | 106 | 5 | 16.8 | 543a | 518a | 1207a | 102a | |
| Sunday | 24-Nov-13 | Sunday early morning | | | | | Sunday morning | | | | | Sunday afternoon | | | | | Sunday early evening | | | | | Sunday late evening | | | | | | | | | | | | | | |
| 506 High Park – Main Street Stn | 29.63 | CLRV | 9 | 10' 00" | 90 | 0 | 19.8 | CLRV | 12 | 8' 00" | 95 | 1 | 18.7 | CLRV | 16 | 7' 20" | 115 | 2 | 15.5 | CLRV | 10 | 11' 00" | 110 | 0 | 16.2 | CLRV | 9 | 11' 00" | 99 | 0 | 18.0 | 530a | 533a | 1207a | 1256a | |
| 306 CARLTON | Ron/Rus | Monday-Friday overnight | | | | | Saturday overnight | | | | | Sunday overnight | | | | | | | | | | | | | | | | | | | | | | | | |
| 306 Dundas West Stn – Main Street Stn | 29.63 | CLRV | 3 | 30' 00" | 90 | 0 | 19.8 | CLRV | 3 | 30' 00" | 90 | 0 | 19.8 | CLRV | 3 | 30' 00" | 90 | 0 | 19.8 | | | | | | | | | | | | | | | | | |
| 502 DOWNTOWNER and 503 KINGSTON RD | Bir/Egl | Buses replace streetcars during TTC Trackwork at Queen & Broadview. | | | | | | | | | | | | | | | | | | | | | | | | | | | | | | | | | | |
| Monday to Friday | 23-Jun-14 | Monday-Friday morning peak period | | | | | Monday-Friday midday | | | | | Monday-Friday afternoon peak period | | | | | | | | | | | | | | | | | | | | | | | | |
| 502 McCaul – Victoria Park | 18.76 | LF | 10 | 10' 00" | 93 | 7 | 12.1 | LF | 7 | 14' 00" | 93 | 5 | 12.1 | LF | 10 | 10' 00" | 93 | 7 | 12.1 | | | | | | | | | | | | | | | | | |
| 503 York – Victoria Park | 17.94 | LF | 8 | 10' 00" | 78 | 2 | 13.8 | | | | | | | LF | 8 | 10' 00" | 78 | 2 | 13.8 | | | | | | | | | | | | | | | | | |
| | | | 18 | 5' 00" | | | | | 7 | 14' 00" | | | | | 18 | 5' 00" | | | | | | | | | | | | | | | | | | | | |
| Evening and weekend service on Kingston Road provided by 22 COXWELL. Overnight service on Kingston Road provided by 322 COXWELL. | | | | | | | | | | | | | | | | | | | | | | | | | | | | | | | | | | | | |
| 505 DUNDAS | Ron/Rus | Monday-Friday morning peak period | | | | | Monday-Friday midday | | | | | Monday-Friday afternoon peak period | | | | | Monday-Friday early evening | | | | | Monday-Friday late evening | | | | | | | | | | | | | | |
| 505 Dundas West Stn – Broadview Stn | 21.47 | CLRV | 17 | 5' 50" | 94 | 5 | 13.7 | CLRV | 16 | 6' 30" | 96 | 8 | 13.4 | CLRV | 20 | 5' 20" | 100 | 7 | 12.9 | CLRV | 11 | 8' 00" | 83 | 5 | 15.5 | CLRV | 7 | 12' 00" | 78 | 6 | 16.5 | 520a | 520a | 1253a | 1249a | |
| Saturday | 17-May-14 | Saturday early morning | | | | | Saturday morning | | | | | Saturday afternoon | | | | | Saturday early evening | | | | | Saturday late evening | | | | | | | | | | | | | | |
| 505 Dundas West Stn – Broadview Stn | 21.47 | CLRV | 9 | 10' 00" | 84 | 6 | 15.3 | CLRV | 16 | 6' 45" | 104 | 4 | 12.4 | CLRV | 25 | 4' 40" | 105 | 12 | 12.3 | CLRV | 8 | 12' 00" | 91 | 5 | 14.2 | CLRV | 7 | 12' 00" | 78 | 6 | 16.5 | 527a | 536a | 1251a | 1251a | |
| Sunday | 11-May-14 | Sunday early morning | | | | | Sunday morning | | | | | Sunday afternoon | | | | | Sunday early evening | | | | | Sunday late evening | | | | | | | | | | | | | | |
| 505 Dundas West Stn – Broadview Stn | 21.47 | CLRV | 4 | 20' 00" | 80 | 0 | 16.1 | CLRV | 12 | 8' 00" | 92 | 4 | 14.0 | CLRV | 18 | 5' 40" | 94 | 8 | 13.7 | CLRV | 8 | 12' 00" | 91 | 5 | 14.2 | CLRV | 6 | 14' 00" | 78 | 6 | 16.5 | 530a | 530a | 1246a | 1249a | |



SERVICE SUMMARY

June 22 to July 19, 2014

| Route | RT dist (km) and date of last change | Veh type | No. of Veh | Service interval | Run time (min) | Term time (min) | Avg spd (km/h) | Veh type | No. of Veh | Service interval | Run time (min) | Term time (min) | Avg spd (km/h) | Veh type | No. of Veh | Service interval | Run time (min) | Term time (min) | Avg spd (km/h) | Veh type | No. of Veh | Service interval | Run time (min) | Term time (min) | Avg spd (km/h) | Veh type | No. of Veh | Service interval | Run time (min) | Term time (min) | Avg spd (km/h) | First dep NB or WB | First dep SB or EB | Last dep NB or WB | Last dep SB or EB | | | | | | | | | | | | | | | | | | | | | | | | |
|---|--------------------------------------|---|------------|-----------------------|----------------|-----------------|----------------|----------|-------------------------------------|------------------|----------------|-----------------|----------------|----------|------------|-------------------------------------|----------------|-----------------|----------------|----------|------------|------------------|-----------------------------|-----------------|----------------|----------|------------|------------------|----------------|----------------------------|----------------|--------------------|--------------------|-------------------|-------------------|--|--|--|--|--|--|--|--|--|--|--|--|--|--|--|--|--|--|--|--|--|--|--|--|
| 509 HARBOURFRONT | Qsy/Will | Full bus replacement due to Waterfront Toronto - Queens Quay West reconstruction project. | | | | | | | | | | | | | | | | | | | | | | | | | | | | | | | | | | | | | | | | | | | | | | | | | | | | | | | | | |
| Monday to Friday | 12-May-14 | Monday-Friday morning peak period | | | | | | | Monday-Friday midday | | | | | | | Monday-Friday afternoon peak period | | | | | | | Monday-Friday early evening | | | | | | | Monday-Friday late evening | | | | | | | | | | | | | | | | | | | | | | | | | | | | | |
| 509 Exhibition – Union Station | 9.30 | LF/Lift | 18 | 3' 00" | 50 | 4 | 11.2 | LF/Lift | 11 | 5' 00" | 50 | 5 | 11.2 | LF/Lift | 18 | 3' 15" | 52 | 7 | 10.7 | LF/Lift | 12 | 4' 15" | 46 | 5 | 12.1 | LF/Lift | 9 | 5' 00" | 42 | 3 | 13.3 | 600a | 548a | 116a | 122a | | | | | | | | | | | | | | | | | | | | | | | | |
| Saturday | 17-May-14 | Saturday early morning | | | | | | | Saturday morning | | | | | | | Saturday afternoon | | | | | | | Saturday early evening | | | | | | | Saturday late evening | | | | | | | | | | | | | | | | | | | | | | | | | | | | | |
| 509 Exhibition – Union Station | 9.30 | LF/Lift | 7 | 5' 30" | 38 | 1 | 14.7 | LF/Lift | 12 | 4' 30" | 50 | 4 | 11.2 | LF/Lift | 18 | 3' 15" | 52 | 7 | 10.7 | LF/Lift | 13 | 4' 30" | 52 | 7 | 10.7 | LF/Lift | 10 | 5' 00" | 46 | 4 | 12.1 | 610a | 550a | 115a | 120a | | | | | | | | | | | | | | | | | | | | | | | | |
| Sunday | 11-May-14 | Sunday early morning | | | | | | | Sunday morning | | | | | | | Sunday afternoon | | | | | | | Sunday early evening | | | | | | | Sunday late evening | | | | | | | | | | | | | | | | | | | | | | | | | | | | | |
| 509 Exhibition – Union Station | 9.30 | | | | | | | LF/Lift | 10 | 4' 30" | 42 | 3 | 13.3 | LF/Lift | 15 | 3' 30" | 48 | 5 | 11.6 | LF/Lift | 13 | 4' 00" | 48 | 4 | 11.6 | LF/Lift | 10 | 5' 00" | 46 | 4 | 12.1 | 841a | 845a | 115a | 120a | | | | | | | | | | | | | | | | | | | | | | | | |
| 509 Spadina – Union Station | 4.33 | LF/Lift | 4 | 6' 00" | 21 | 3 | 12.4 | | | | | | | | | | | | | | | | | | | | | | | | | | | | | | | | | | | | | | | | | | | | | | | | | | | | |
| 504 KING | Ron/Rus | Includes temporary additional running time westbound at Spadina. During Queens Quay construction, all 510 SPADINA cars turn at Charlotte & King increasing traffic congestion in the area. Russell Carhouse access via Gerrard and Coxwell during TTC Trackwork at Queen & Broadview. | | | | | | | | | | | | | | | | | | | | | | | | | | | | | | | | | | | | | | | | | | | | | | | | | | | | | | | | | |
| Monday to Friday | 23-Jun-14 | Monday-Friday morning peak period | | | | | | | Monday-Friday midday | | | | | | | Monday-Friday afternoon peak period | | | | | | | Monday-Friday early evening | | | | | | | Monday-Friday late evening | | | | | | | | | | | | | | | | | | | | | | | | | | | | | |
| 504 Dundas West Stn – Broadview Stn | 25.62 | CLRV | 30 | 4' 00" | 112 | 8 | 13.7 | CLRV | 30 | 3' 45" | 106 | 7 | 14.5 | CLRV | 45 | 2' 50" | 120 | 8 | 12.8 | CLRV | 27 | 4' 00" | 101 | 7 | 15.2 | CLRV | 14 | 6' 45" | 90 | 5 | 17.1 | 500a | 457a | 205a | 205a | | | | | | | | | | | | | | | | | | | | | | | | |
| 504 Dundas West Stn – Broadview Stn | 25.62 | ALRV | 3 | trips | | | | | | | | | | | | | | | | | | | | | | | | | | | | | | | | | | | | | | | | | | | | | | | | | | | | | | | |
| 504 Dundas West Stn – Broadview Stn | 25.62 | CLRV | 10 | trips | | | | | | | | | | | | | | | | | | | | | | | | | | | | | | | | | | | | | | | | | | | | | | | | | | | | | | | |
| 504 Dundas West Stn – Parliament | 21.19 | CLRV | 3 | trips | | | | | | | | | | | | | | | | | | | | | | | | | | | | | | | | | | | | | | | | | | | | | | | | | | | | | | | |
| 504 Roncesvalles & Queen – Broadview Stn. | 22.30 | CLRV | 3 | trips | | | | | | | | | | | | | | | | | | | | | | | | | | | | | | | | | | | | | | | | | | | | | | | | | | | | | | | |
| 504 Ronces. & Queen – Broadview & Queen | 16.99 | | | | | | | | | | | | | CLRV | 3 | 6 trips | | | | | | | | | | | | | | | | | | | | | | | | | | | | | | | | | | | | | | | | | | | |
| | | Combined/Average | | | | | | | | | | | | | | | | | | | | | | | | | | | | | | | | | | | | | | | | | | | | | | | | | | | | | | | | | |
| See also 508 LAKE SHORE | | | | | | | | | | | | | | | | | | | | | | | | | | | | | | | | | | | | | | | | | | | | | | | | | | | | | | | | | | | |
| Saturday | 28-Jun-14 | Saturday early morning | | | | | | | Saturday morning | | | | | | | Saturday afternoon | | | | | | | Saturday early evening | | | | | | | Saturday late evening | | | | | | | | | | | | | | | | | | | | | | | | | | | | | |
| 504 Dundas West Stn – Broadview Stn | 25.62 | CLRV | 10 | 10' 00" | 95 | 5 | 16.2 | CLRV | 18 | 6' 10" | 103 | 8 | 14.9 | CLRV | 26 | 4' 15" | 103 | 8 | 14.9 | CLRV | 17 | 6' 20" | 103 | 5 | 14.9 | CLRV | 13 | 7' 15" | 88 | 7 | 17.5 | 500a | 455a | 230a | 250a | | | | | | | | | | | | | | | | | | | | | | | | |
| Sunday | 22-Jun-14 | Sunday early morning | | | | | | | Sunday morning | | | | | | | Sunday afternoon | | | | | | | Sunday early evening | | | | | | | Sunday late evening | | | | | | | | | | | | | | | | | | | | | | | | | | | | | |
| 504 Dundas West Stn – Broadview Stn | 25.62 | CLRV | 9 | 10' 00" | 90 | 0 | 17.1 | CLRV | 20 | 5' 15" | 101 | 4 | 15.2 | CLRV | 19 | 5' 45" | 101 | 9 | 15.3 | CLRV | 10 | 9' 30" | 88 | 7 | 17.5 | CLRV | 9 | 10' 00" | 88 | 2 | 17.5 | 520a | 520a | 220a | 215a | | | | | | | | | | | | | | | | | | | | | | | | |
| Overnight service on Roncesvalles Avenue provided by 313 JANE and overnight service on Broadview Avenue provided by 303 DON MILLS | | | | | | | | | | | | | | | | | | | | | | | | | | | | | | | | | | | | | | | | | | | | | | | | | | | | | | | | | | | |
| 503 KINGSTON RD | Egl | See 502 DOWNTOWNER | | | | | | | | | | | | | | | | | | | | | | | | | | | | | | | | | | | | | | | | | | | | | | | | | | | | | | | | | |
| 503 York – Victoria Park | | | | | | | | | | | | | | | | | | | | | | | | | | | | | | | | | | | | | | | | | | | | | | | | | | | | | | | | | | | |
| 508 LAKE SHORE | Ron | | | | | | | | | | | | | | | | | | | | | | | | | | | | | | | | | | | | | | | | | | | | | | | | | | | | | | | | | | |
| Monday to Friday | 31-Mar-14 | Monday-Friday morning peak period | | | | | | | Monday-Friday afternoon peak period | | | | | | | | | | | | | | | | | | | | | | | | | | | | | | | | | | | | | | | | | | | | | | | | | | |
| 508 Long Branch – Parliament | 18.80 | CLRV | 3 | Three EB trips | | | | | | | | | | | | | | | | | | | | | | | | | | | | | | | | | | | | | | | | | | | | | | | | | | | | | | | |
| 508 Church – Long Branch | 17.40 | | | | | | | | | | | | | CLRV | 6 | Six WB trips | | | | | | | | | | | | | | | | | | | | | | | | | | | | | | | | | | | | | | | | | | | |



SERVICE SUMMARY

June 22 to July 19, 2014

| Route | RT dist (km) and date of last change | Veh type | No. of Veh | Service interval | Run time (min) | Term time (min) | Avg spd (km/h) | Veh type | No. of Veh | Service interval | Run time (min) | Term time (min) | Avg spd (km/h) | Veh type | No. of Veh | Service interval | Run time (min) | Term time (min) | Avg spd (km/h) | Veh type | No. of Veh | Service interval | Run time (min) | Term time (min) | Avg spd (km/h) | Veh type | No. of Veh | Service interval | Run time (min) | Term time (min) | Avg spd (km/h) | First dep NB or WB | First dep SB or EB | Last dep NB or WB | Last dep SB or EB | | | |
|--------------------------------------|--------------------------------------|---|--------------------------------------|------------------|----------------|-----------------|----------------|----------|----------------------|------------------|----------------|-----------------|----------------|----------|------------|--------------------------------------|----------------|-----------------|----------------|----------|------------|------------------|-----------------------------|-----------------|----------------|----------|------------|------------------|----------------|----------------------------|----------------|--------------------|--------------------|-------------------|-------------------|--------------|---------------|--------------|
| 501 QUEEN | Ron/Rus/Egl | During TTC Trackwork at Queen & Broadview 501 Streetcars divert via Parliament, Gerrard and Coxwell both ways. Buses serve Queen Street between Boardview and Coxwell, except in the immediate area of the trackwork. | | | | | | | | | | | | | | | | | | | | | | | | | | | | | | | | | | | | |
| Monday to Friday | 23-Jun-14 | Monday-Friday morning peak period | | | | | | | Monday-Friday midday | | | | | | | Monday-Friday afternoon peak period | | | | | | | Monday-Friday early evening | | | | | | | Monday-Friday late evening | | | | | | | | |
| 501 Long Branch – Neville Park | 52.06 | ALRV | 20 | 10' 30" | 204 | 6 | 15.3 | ALRV | 18 | 12' 20" | 210 | 12 | 14.9 | ALRV | 23 | 10' 00" | 216 | 14 | 14.5 | ALRV | 20 | 11' 00" | 210 | 10 | 14.9 | ALRV | 11 | 18' 00" | 180 | 18 | 17.4 | 510a | 523a | 1227a | 1245a | | | |
| 501 Humber – Neville Park | 36.52 | ALRV | 15 | 10' 30" | 154 | 4 | 14.2 | ALRV | 14 | 12' 20" | 162 | 11 | 13.5 | ALRV | 17 | 10' 00" | 164 | 6 | 13.4 | ALRV | 15 | 11' 00" | 162 | 3 | 13.5 | ALRV | 8 | 18' 00" | 136 | 8 | 16.1 | 457a | 500a | 1245a | 1258a | | | |
| 501 Humber – Parliament | 22.8 | CLRV | 5 | trippers | | | | | | | | | | | | | | | | | | | | | | | | | | | | | | | | | | |
| Combined/Average | | | 40 | 5' 15" | | | | | 32 | 6' 10" | | | | | 40 | 5' 00" | | | | | 35 | 5' 30" | | | | | 19 | 9' 00" | | | | | | | | | | |
| 501 University – Kingston Rd & Queen | 14.67 | | see 502 & 503 buses for peak service | | | | | | LF | 5 | 14' 00" | 60 | 10 | 14.7 | | see 502 & 503 buses for peak service | | | | | | LF | 8 | 8' 00" | 63 | 1 | 14.0 | | LF | 6 | 9' 00" | 53 | 1 | 16.6 | 902a 700p | 848a 628p | 348p 1236a | 348p 132a |
| Saturday | 28-Jun-14 | Saturday early morning | | | | | | | Saturday morning | | | | | | | Saturday afternoon | | | | | | | Saturday early evening | | | | | | | Saturday late evening | | | | | | | | |
| 501 Long Branch – Neville Park | 52.06 | ALRV | 12 | 15' 00" | 175 | 5 | 17.8 | ALRV | 15 | 14' 00" | 196 | 14 | 15.9 | ALRV | 23 | 10' 00" | 214 | 16 | 14.6 | ALRV | 13 | 15' 00" | 190 | 5 | 16.4 | ALRV | 10.5 | 18' 00" | 178 | 11 | 17.5 | 457a | 526a | 1255a | 1229a | | | |
| 501 Humber – Neville Park | 36.52 | ALRV | 9 | 15' 00" | 130 | 5 | 16.9 | ALRV | 11 | 14' 00" | 150 | 4 | 14.6 | ALRV | 17 | 10' 00" | 162 | 8 | 13.5 | ALRV | 10 | 15' 00" | 142 | 8 | 15.4 | ALRV | 7.5 | 18' 00" | 133 | 2 | 16.5 | 512a | 500a | 1246a | 100a | | | |
| Combined/Average | | | 21 | 7' 30" | | | | | 26 | 7' 00" | | | | | 40 | 5' 00" | | | | | 23 | 7' 30" | | | | | 18 | 9' 00" | | | | | | | | | | |
| 501 University – Kingston Rd & Queen | 14.67 | LF | 6 | 9' 00" | 51 | 3 | 17.3 | LF | 7 | 8' 00" | 55 | 1 | 16.0 | LF | 10 | 6' 30" | 61 | 4 | 14.4 | LF | 7 | 8' 00" | 55 | 1 | 16.0 | LF | 6 | 9' 00" | 53 | 1 | 16.6 | 537a | 526a | 100a | 108a | | | |
| Sunday | 22-Jun-14 | Sunday early morning | | | | | | | Sunday morning | | | | | | | Sunday afternoon | | | | | | | Sunday early evening | | | | | | | Sunday late evening | | | | | | | | |
| 501 Long Branch – Neville Park | 52.06 | ALRV | 9 | 20' 00" | 176 | 4 | 17.7 | ALRV | 10 | 20' 00" | 188 | 12 | 16.6 | ALRV | 17 | 12' 00" | 198 | 6 | 15.8 | ALRV | 11 | 18' 00" | 190 | 8 | 16.4 | ALRV | 9.5 | 20' 00" | 178 | 12 | 17.5 | 457a | 526a | 1246a | 1227a | | | |
| 501 Humber – Neville Park | 36.52 | ALRV | 7 | 20' 00" | 130 | 10 | 16.9 | ALRV | 8 | 20' 00" | 142 | 18 | 15.4 | ALRV | 13 | 12' 00" | 150 | 6 | 14.6 | ALRV | 8 | 18' 00" | 142 | 2 | 15.4 | ALRV | 7.5 | 20' 00" | 132 | 18 | 16.6 | 530a | 505a | 1256a | 1240a | | | |
| Combined/Average | | | 16 | 10' 00" | | | | | 18 | 10' 00" | | | | | 30 | 6' 00" | | | | | 19 | 9' 00" | | | | | 17 | 10' 00" | | | | | | | | | | |
| 501 University – Kingston Rd & Queen | 14.67 | LF | 5 | 10' 00" | 50 | 0 | 17.6 | LF | 6 | 10' 00" | 55 | 5 | 16.0 | LF | 8 | 7' 30" | 55 | 5 | 16.0 | LF | 6 | 9' 00" | 54 | 0 | 16.3 | LF | 5 | 10' 00" | 50 | 0 | 17.6 | 533a | 528a | 100a | 108a | | | |
| 301 QUEEN | Ron/Rus/Egl | During TTC Trackwork at Queen & Broadview 501 Streetcars divert via Parliament, Gerrard and Coxwell both ways. Buses serve Queen Street between Boardview and Coxwell, except in the immediate area of the trackwork. | | | | | | | | | | | | | | | | | | | | | | | | | | | | | | | | | | | | |
| Overnight | 22-Jun-14 | Monday-Friday overnight | | | | | | | Saturday overnight | | | | | | | Sunday overnight | | | | | | | | | | | | | | | | | | | | | | |
| 301 Long Branch – Neville Park | 33.35 | ALRV | 5 | 30' 00" | 150 | 0 | 13.3 | ALRV | 5 | 30' 00" | 150 | 0 | 13.3 | ALRV | 5 | 30' 00" | 150 | 0 | 13.3 | | | | | | | | | | | | | | | | | | | |
| 301 University – Kingston Rd & Queen | 17.53 | LF | 2 | 30' 00" | 56 | 4 | 18.8 | LF | 2 | 30' 00" | 56 | 4 | 18.8 | LF | 2 | 30' 00" | 56 | 4 | 18.8 | | | | | | | | | | | | | | | | | | | |
| 512 ST CLAIR | Ron | | | | | | | | | | | | | | | | | | | | | | | | | | | | | | | | | | | | | |
| Monday to Friday | 23-Jun-14 | Monday-Friday morning peak period | | | | | | | Monday-Friday midday | | | | | | | Monday-Friday afternoon peak period | | | | | | | Monday-Friday early evening | | | | | | | Monday-Friday late evening | | | | | | | | |
| 512 Keele – St Clair Stn | 13.99 | CLRV | 24 | 2' 40" | 56 | 8 | 15.0 | CLRV | 13 | 5' 05" | 56 | 10 | 15.0 | CLRV | 18 | 3' 45" | 58 | 10 | 14.5 | CLRV | 10 | 6' 00" | 56 | 4 | 15.0 | CLRV | 7 | 7' 45" | 52 | 3 | 16.2 | 510a | 500a | 200a | 150a | | | |
| Saturday | 30-Nov-13 | Saturday early morning | | | | | | | Saturday morning | | | | | | | Saturday afternoon | | | | | | | Saturday early evening | | | | | | | Saturday late evening | | | | | | | | |
| 512 Keele – St Clair Stn | 13.99 | CLRV | 6 | 8' 40" | 50 | 2 | 16.8 | CLRV | 11 | 5' 30" | 56 | 5 | 15.0 | CLRV | 16 | 4' 00" | 58 | 6 | 14.5 | CLRV | 9 | 6' 30" | 54 | 5 | 15.5 | CLRV | 6 | 9' 00" | 52 | 2 | 16.1 | 511a | 500a | 201a | 150a | | | |
| Sunday | 13-Oct-13 | Sunday early morning | | | | | | | Sunday morning | | | | | | | Sunday afternoon | | | | | | | Sunday early evening | | | | | | | Sunday late evening | | | | | | | | |
| 512 Keele – St Clair Stn | 13.99 | CLRV | 5 | 10' 00" | 48 | 2 | 17.5 | CLRV | 8 | 7' 30" | 56 | 4 | 15.0 | CLRV | 11 | 5' 45" | 58 | 6 | 14.5 | CLRV | 7 | 8' 00" | 54 | 2 | 15.5 | CLRV | 6 | 9' 00" | 52 | 2 | 16.1 | 520a | 457a | 201a | 151a | | | |
| 312 ST CLAIR | Arw | | | | | | | | | | | | | | | | | | | | | | | | | | | | | | | | | | | | | |
| Overnight, 7 days a week | 20-Jun-10 | Monday-Friday overnight | | | | | | | Saturday overnight | | | | | | | Sunday overnight | | | | | | | | | | | | | | | | | | | | | | |
| 312 Jane Stn – St Clair Stn | 21.71 | LF | 2 | 30' 00" | 60 | 0 | 21.7 | LF | 2 | 30' 00" | 60 | 0 | 21.7 | LF | 2 | 30' 00" | 60 | 0 | 21.7 | | | | | | | | | | | | | | | | | | | |



SERVICE SUMMARY

June 22 to July 19, 2014

| Route | RT dist (km) and date of last change | Veh type | No. of Veh | Service interval | Run time (min) | Term time (min) | Avg spd (km/h) | Veh type | No. of Veh | Service interval | Run time (min) | Term time (min) | Avg spd (km/h) | Veh type | No. of Veh | Service interval | Run time (min) | Term time (min) | Avg spd (km/h) | Veh type | No. of Veh | Service interval | Run time (min) | Term time (min) | Avg spd (km/h) | Veh type | No. of Veh | Service interval | Run time (min) | Term time (min) | Avg spd (km/h) | First dep NB or WB | First dep SB or EB | Last dep NB or WB | Last dep SB or EB | |
|----------------------------------|--------------------------------------|---|------------|------------------|----------------|-----------------|----------------|----------|----------------------|------------------|----------------|-----------------|----------------|----------|------------|-------------------------------------|----------------|-----------------|----------------|----------|------------|------------------|-----------------------------|-----------------|----------------|----------|------------|------------------|----------------|----------------------------|----------------|--------------------|--------------------|-------------------|-------------------|--|
| 510 SPADINA | Rus/MtD | Due to Trackwork buses are operating between King and Queens Quay Loop, and service on Queens Quay West is provided by the 509 HARBOURFRONT bus. Russell Carhouse access via Gerrard and Coxwell during TTC Trackwork at Queen & Broadview. | | | | | | | | | | | | | | | | | | | | | | | | | | | | | | | | | | |
| Monday to Friday | 23-Jun-14 | Monday-Friday morning peak period | | | | | | | Monday-Friday midday | | | | | | | Monday-Friday afternoon peak period | | | | | | | Monday-Friday early evening | | | | | | | Monday-Friday late evening | | | | | | |
| 510 Spadina Stn – King | 6.31 | CLRV | 12 | 2 ' 30 " | 28 | 2 | 13.5 | CLRV | 16 | 1 ' 56 " | 28 | 3 | 13.5 | CLRV | 18 | 2 ' 00 " | 31 | 5 | 12.2 | CLRV | 16 | 2 ' 15 " | 31 | 5 | 12.2 | CLRV | 5 | 6 ' 00 " | 28 | 2 | 13.5 | 450a | 500a | 230a | 215a | |
| 510 King – Queens Quay & Spadina | 2.83 | LF | 5 | 6 ' 00 " | 27 | 3 | 6.3 | LF | 5 | 6 ' 00 " | 26 | 4 | 6.5 | LF | 5 | 6 ' 00 " | 27 | 3 | 6.3 | LF | 4 | 6 ' 00 " | 20 | 4 | 8.5 | LF | 3 | 6 ' 00 " | 18 | 0 | 9.4 | 457a | 511a | 224a | 217a | |
| Saturday | 28-Jun-14 | Saturday early morning | | | | | | | Saturday morning | | | | | | | Saturday afternoon | | | | | | | Saturday early evening | | | | | | | Saturday late evening | | | | | | |
| 510 Spadina Stn – King | 6.31 | CLRV | 5 | 6 ' 00 " | 27 | 3 | 14.0 | CLRV | 12 | 2 ' 30 " | 27 | 3 | 14.0 | CLRV | 18 | 2 ' 00 " | 33 | 3 | 11.5 | CLRV | 12 | 2 ' 30 " | 28 | 2 | 13.5 | CLRV | 5 | 6 ' 00 " | 28 | 2 | 13.5 | 450a | 500a | 233a | 245a | |
| 510 King – Queens Quay & Spadina | 2.83 | LF | 3 | 6 ' 00 " | 16 | 2 | 10.6 | LF | 4 | 6 ' 00 " | 22 | 2 | 7.7 | LF | 4 | 6 ' 00 " | 22 | 2 | 7.7 | LF | 4 | 6 ' 00 " | 20 | 4 | 8.5 | LF | 3 | 6 ' 00 " | 16 | 2 | 10.6 | 524a | 519a | 224a | 231a | |
| Sunday | 22-Jun-14 | Sunday early morning | | | | | | | Sunday morning | | | | | | | Sunday afternoon | | | | | | | Sunday early evening | | | | | | | Sunday late evening | | | | | | |
| 510 Spadina Stn – King | 6.31 | CLRV | 2 | 15 ' 00 " | 28 | 2 | 13.5 | CLRV | 12 | 2 ' 50 " | 30 | 4 | 12.6 | CLRV | 15 | 2 ' 10 " | 30 | 3 | 12.6 | CLRV | 5 | 6 ' 00 " | 28 | 2 | 13.5 | CLRV | 5 | 6 ' 00 " | 28 | 2 | 13.5 | 448a | 500a | 233a | 245a | |
| 510 King – Queens Quay & Spadina | 2.83 | LF | 2 | 10 ' 00 " | 16 | 4 | 10.6 | LF | 3 | 8 ' 00 " | 20 | 4 | 8.5 | LF | 4 | 6 ' 00 " | 20 | 4 | 8.5 | LF | 3 | 6 ' 00 " | 18 | 0 | 9.4 | LF | 3 | 6 ' 00 " | 16 | 2 | 10.6 | 524a | 520a | 224a | 231a | |

Union Stn-Spadina Stn is NB
Spadina Stn-Union Stn is SB

| | |
|-------------------------|-----------|
| 535 STANDBY CARS | Rus |
| Monday to Friday | 01-Apr-13 |
| Standby cars | |

| | | |
|-------------------------------------|---|------------------|
| Monday-Friday afternoon peak period | | |
| CLRV | 2 | Russell carhouse |



SERVICE SUMMARY

June 22 to July 19, 2014

| Route | RT dist (km) and date of last change | Veh type | No. of Veh | Service interval | Run time (min) | Term time (min) | Avg spd (km/h) | Veh type | No. of Veh | Service interval | Run time (min) | Term time (min) | Avg spd (km/h) | Veh type | No. of Veh | Service interval | Run time (min) | Term time (min) | Avg spd (km/h) | Veh type | No. of Veh | Service interval | Run time (min) | Term time (min) | Avg spd (km/h) | Veh type | No. of Veh | Service interval | Run time (min) | Term time (min) | Avg spd (km/h) | First dep NB or WB | First dep SB or EB | Last dep NB or WB | Last dep SB or EB | | | | | | |
|---|--------------------------------------|-----------------------------------|------------|------------------|----------------|-----------------|----------------|----------|------------|------------------|----------------|----------------------|----------------|----------|------------|------------------|----------------|-------------------------------------|----------------|----------|------------|------------------|----------------|-----------------------------|----------------|----------|------------|------------------|----------------|----------------------------|----------------|--------------------|--------------------|-------------------|-------------------|-------|-------|------|------|-------|-------|
| ALL SERVICES | | | | | | | | | | | | | | | | | | | | | | | | | | | | | | | | | | | | | | | | | |
| 192 AIRPORT ROCKET | Qsy | | | | | | | | | | | | | | | | | | | | | | | | | | | | | | | | | | | | | | | | |
| Monday to Friday | 23-Jun-14 | Monday-Friday morning peak period | | | | | | | | | | Monday-Friday midday | | | | | | Monday-Friday afternoon peak period | | | | | | Monday-Friday early evening | | | | | | Monday-Friday late evening | | | | | | | | | | | |
| 192 Kipling Stn – Pearson Airport | 28.88 | LF | 6 | 8'00" | 39 | 9 | 44.4 | LF | 7 | 7'00" | 39 | 10 | 44.4 | LF | 7 | 7'00" | 39 | 10 | 44.4 | LF | 5 | 9'00" | 35 | 10 | 49.5 | LF | 2 | 20'00" | 32 | 8 | 54.2 | 518a | 540a | 213a | 159a | | | | | | |
| After 12:00 Midnight | | | | | | | | | | | | | | | | | | | | | | | | | | | | | | | | | | | | | | | | | |
| Saturday | 17-May-14 | Saturday early morning | | | | | | | | | | Saturday morning | | | | | | Saturday afternoon | | | | | | Saturday early evening | | | | | | Saturday late evening | | | | | | | | | | | |
| 192 Kipling Stn – Pearson Airport | 28.88 | LF | 4 | 10'00" | 34 | 6 | 51.0 | LF | 4 | 10'00" | 34 | 6 | 51.0 | LF | 4 | 10'00" | 34 | 6 | 51.0 | LF | 4 | 10'00" | 34 | 6 | 51.0 | LF | 3 | 13'30" | 32 | 9 | 54.2 | 518a | 541a | 215a | 234a | | | | | | |
| After 12:00 Midnight | | | | | | | | | | | | | | | | | | | | | | | | | | | | | | | | | | | | | | | | | |
| Sunday | 11-May-14 | Sunday morning | | | | | | | | | | Sunday afternoon | | | | | | Sunday early evening | | | | | | Sunday late evening | | | | | | | | | | | | | | | | | |
| 192 Kipling Stn – Pearson Airport | 28.88 | | | | | | | LF | 4 | 10'00" | 32 | 8 | 54.2 | LF | 4 | 10'00" | 34 | 6 | 51.0 | LF | 4 | 10'00" | 34 | 6 | 51.0 | LF | 3 | 13'30" | 32 | 9 | 54.2 | 800a | 820a | 215a | 234a | | | | | | |
| After 12:00 Midnight | | | | | | | | | | | | | | | | | | | | | | | | | | | | | | | | | | | | | | | | | |
| Overnight service to Pearson Airport provided by 300A BLOOR-DANFORTH | | | | | | | | | | | | | | | | | | | | | | | | | | | | | | | | | | | | | | | | | |
| 117 ALNESS | Wii | | | | | | | | | | | | | | | | | | | | | | | | | | | | | | | | | | | | | | | | |
| Monday to Friday | 23-Jun-14 | Monday-Friday morning peak period | | | | | | | | | | Monday-Friday midday | | | | | | Monday-Friday afternoon peak period | | | | | | | | | | | | | | | | | | | | | | | |
| 117A Downsview Stn – Steeles via Martin Ross and Alness | 10.70 | | | | | | | LF | 2 | 20'00" | 40 | 0 | 16.1 | | | | | | | | | | | | | | | | | | | | 900a | 920a | 220p | 240p | | | | | |
| 117B Downsview Stn – Steeles via Flint Rd and Alness | 11.84 | LF | 3 | 13'30" | 40 | 1 | 17.8 | | | | | | | LF | 4 | 12'00" | 48 | 0 | 14.8 | | | | | | | | | | | | | | 520a | 537a | 845a | 905a | | | | | |
| Operates WB via busway, NB via Alness in the AM peak and Midday. Operates SB via Alness and EB via busway in the PM peak. | | | | | | | | | | | | | | | | | | | | | | | | | | | | | | | | | | | | | | | | | |
| 99 ARROW RD | Arw | | | | | | | | | | | | | | | | | | | | | | | | | | | | | | | | | | | | | | | | |
| Monday to Friday | 06-Jan-14 | Monday-Friday morning peak period | | | | | | | | | | Monday-Friday midday | | | | | | Monday-Friday afternoon peak period | | | | | | Monday-Friday early evening | | | | | | Monday-Friday late evening | | | | | | | | | | | |
| 99 Arrow Rd – Jane | 8.00 | | | | | | | LF | 1 | 20'00" | 20 | 0 | 24.0 | | | | | | | LF | 1 | 20'00" | 20 | 0 | 24.0 | LF | 1 | 20'00" | 20 | 0 | 24.0 | LF | 1 | 20'00" | 20 | 0 | 24.0 | 400a | 412a | 540a | 552a |
| See 84A SHEPPARD WEST | | | | | | | | | | | | | | | | | | | | | | | | | | | | | | | | | | | | | | | | | |
| | | | | | | | | | | | | | | | | | | | | | | | | | | | | | | | | | | 920a | 932a | 240p | 252p | | | | |
| | | | | | | | | | | | | | | | | | | | | | | | | | | | | | | | | | | 500p | 512p | 1042p | 1054p | | | | |
| Saturday | 02-Apr-05 | Saturday early morning | | | | | | | | | | Saturday morning | | | | | | Saturday afternoon | | | | | | Saturday early evening | | | | | | Saturday late evening | | | | | | | | | | | |
| 99 Arrow Rd – Jane | 8.00 | LF | 1 | 20'00" | 20 | 0 | 24.0 | LF | 1 | 20'00" | 20 | 0 | 24.0 | LF | 1 | 20'00" | 20 | 0 | 24.0 | LF | 1 | 20'00" | 20 | 0 | 24.0 | LF | 1 | 20'00" | 20 | 0 | 24.0 | LF | 1 | 20'00" | 20 | 0 | 24.0 | 400a | 412a | 1042p | 1054p |
| Sunday | 05-Jan-14 | Sunday early morning | | | | | | | | | | Sunday morning | | | | | | Sunday afternoon | | | | | | Sunday early evening | | | | | | Sunday late evening | | | | | | | | | | | |
| 99 Arrow Rd – Jane | 8.00 | LF | 1 | 20'00" | 20 | 0 | 24.0 | LF | 1 | 20'00" | 20 | 0 | 24.0 | LF | 1 | 20'00" | 20 | 0 | 24.0 | LF | 1 | 20'00" | 20 | 0 | 24.0 | LF | 1 | 20'00" | 20 | 0 | 24.0 | LF | 1 | 20'00" | 20 | 0 | 24.0 | 400a | 409a | 1020p | 1032p |
| 5 AVENUE RD | Wii | | | | | | | | | | | | | | | | | | | | | | | | | | | | | | | | | | | | | | | | |
| Monday to Friday | 23-Jun-14 | Monday-Friday morning peak period | | | | | | | | | | Monday-Friday midday | | | | | | Monday-Friday afternoon peak period | | | | | | Monday-Friday early evening | | | | | | | | | | | | | | | | | |
| 5A Eglinton Stn – Queen's Park | 11.92 | LF | 4 | 12'00" | 48 | 0 | 14.9 | | | | | | | LF | 3 | 16'00" | 48 | 0 | 14.9 | LF | 2 | 24'00" | 45 | 3 | 15.9 | | | | | | | | | | 618a | 554a | 916a | 848a | | | |
| 5B Eglinton Stn – Gerrard | 13.39 | | | | | | | LF | 2 | 30'00" | 51 | 9 | 15.8 | | | | | | | | | | | | | | | | | | | | | 312p | 300p | 958p | 1000p | | | | |
| | | | | | | | | | | | | | | | | | | | | | | | | | | | | | | | | | | 925a | 900a | 255p | 230p | | | | |
| Saturday | 28-Jun-14 | Saturday early morning | | | | | | | | | | Saturday morning | | | | | | Saturday afternoon | | | | | | | | | | | | | | | | | | | | | | | |
| 5A Eglinton Stn – Queen's Park | 11.92 | LF | 2 | 20'00" | 40 | 0 | 17.9 | LF | 2 | 20'00" | 40 | 0 | 17.9 | LF | 2 | 20'00" | 40 | 0 | 17.9 | | | | | | | | | | | | | | | | 600a | 540a | 700p | 700p | | | |
| Sunday | 22-Jun-14 | Sunday morning | | | | | | | | | | Sunday afternoon | | | | | | | | | | | | | | | | | | | | | | | | | | | | | |
| 5A Eglinton Stn – Queen's Park | 11.92 | | | | | | | LF | 2 | 20'00" | 40 | 0 | 17.9 | LF | 2 | 20'00" | 40 | 0 | 17.9 | | | | | | | | | | | | | | | | 835a | 815a | 715p | 715p | | | |

**TORONTO TRANSIT COMMISSION****SERVICE SUMMARY**

June 22 to July 19, 2014

| Route | RT dist (km) and date of last change | Veh type | No. of Veh | Service interval | Run time (min) | Term time (min) | Avg spd (km/h) | Veh type | No. of Veh | Service interval | Run time (min) | Term time (min) | Avg spd (km/h) | Veh type | No. of Veh | Service interval | Run time (min) | Term time (min) | Avg spd (km/h) | Veh type | No. of Veh | Service interval | Run time (min) | Term time (min) | Avg spd (km/h) | Veh type | No. of Veh | Service interval | Run time (min) | Term time (min) | Avg spd (km/h) | First dep NB or WB | First dep SB or EB | Last dep NB or WB | Last dep SB or EB | | |
|---------------------------------|--------------------------------------|--|---|------------------|----------------|-----------------|----------------|----------|------------|------------------|----------------|-----------------|----------------|----------|------------|------------------|----------------|-----------------|----------------|----------|------------|------------------|----------------|-----------------|----------------|----------|------------|------------------|----------------|-----------------|----------------|--------------------|--------------------|-------------------|-------------------|-------|-------|
| 61 AVENUE RD NORTH | Wil | | | | | | | | | | | | | | | | | | | | | | | | | | | | | | | | | | | | |
| Monday to Friday | 23-Jun-14 | | Monday-Friday morning peak period | | | | | | | | | | | | | | | | | | | | | | | | | | | | | | | | | | |
| 61 Eglinton Stn – Highway 401 | 10.85 | LF | 4 | 12'00" | 44 | 4 | 14.8 | LF | 3 | 15'00" | 40 | 5 | 16.3 | LF | 4 | 12'00" | 44 | 4 | 14.8 | LF | 2 | 20'00" | 40 | 0 | 16.3 | LF | 1.5 | 30'00" | 35 | 5 | 18.6 | 552a | 526a | 120a | 107a | | |
| | | | Alternates trips with 51 LESLIE | | | | | | | | | | | | | | | | | | | | | | | | | | | | | | | | | | |
| Saturday | 28-Jun-14 | | Saturday early morning | | | | | | | | | | | | | | | | | | | | | | | | | | | | | | | | | | |
| 61 Eglinton Stn – Highway 401 | 10.85 | LF | 2 | 20'00" | 35 | 5 | 18.6 | LF | 2 | 20'00" | 40 | 0 | 16.3 | LF | 2 | 20'00" | 40 | 0 | 16.3 | LF | 2 | 20'00" | 35 | 5 | 18.6 | LF | 1.5 | 30'00" | 35 | 5 | 18.6 | 540a | 558a | 100a | 1247a | | |
| | | | Alternates trips with 51 LESLIE | | | | | | | | | | | | | | | | | | | | | | | | | | | | | | | | | | |
| Sunday | 22-Jun-14 | | Sunday morning | | | | | | | | | | | | | | | | | | | | | | | | | | | | | | | | | | |
| 61 Eglinton Stn – Highway 401 | 10.85 | | | | | | | LF | 2 | 20'00" | 40 | 0 | 16.3 | LF | 2 | 20'00" | 40 | 0 | 16.3 | LF | 2 | 20'00" | 35 | 5 | 18.6 | | | | | | | | | 805a | 748a | 1005p | 944p |
| 511 BATHURST | Ron | Includes additional service due to Waterfront Toronto construction on the 509 HARBOURFRONT and 510 SPADINA routes. | | | | | | | | | | | | | | | | | | | | | | | | | | | | | | | | | | | |
| Monday to Friday | 23-Jun-14 | | Monday-Friday morning peak period | | | | | | | | | | | | | | | | | | | | | | | | | | | | | | | | | | |
| 511 Bathurst Stn – Exhibition | 9.41 | CLRV | 14 | 3'40" | 46 | 5 | 12.3 | CLRV | 14 | 3'40" | 48 | 3 | 11.8 | CLRV | 15 | 3'40" | 48 | 7 | 11.8 | CLRV | 10 | 4'45" | 44 | 4 | 13.0 | CLRV | 8 | 5'15" | 40 | 2 | 14.1 | 520a | 520a | 130a | 130a | | |
| Saturday | 28-Jun-14 | | Saturday early morning | | | | | | | | | | | | | | | | | | | | | | | | | | | | | | | | | | |
| 511 Bathurst Stn – Exhibition | 9.41 | CLRV | 8 | 5'15" | 42 | 0 | 13.4 | CLRV | 12 | 4'15" | 46 | 5 | 12.3 | CLRV | 12 | 4'15" | 46 | 5 | 12.3 | CLRV | 10 | 5'00" | 43 | 7 | 13.1 | CLRV | 9 | 5'00" | 40 | 5 | 14.1 | 523a | 501a | 132a | 128a | | |
| Sunday | 22-Jun-14 | | Sunday morning | | | | | | | | | | | | | | | | | | | | | | | | | | | | | | | | | | |
| 511 Bathurst Stn – Exhibition | 9.41 | | | | | | | ALRV | 8 | 6'00" | 45 | 3 | 12.5 | ALRV | 10 | 5'00" | 45 | 5 | 12.5 | ALRV | 8 | 5'15" | 40 | 2 | 14.1 | ALRV | 8 | 5'15" | 40 | 2 | 14.1 | 850a | 828a | 130a | 130a | | |
| | | | Overnight service on Bathurst Street provided by 310 BATHURST | | | | | | | | | | | | | | | | | | | | | | | | | | | | | | | | | | |
| 7 BATHURST | Wil | Additional running time during City Construction between Bloor and Davenport, and between St Clair and Eglinton. | | | | | | | | | | | | | | | | | | | | | | | | | | | | | | | | | | | |
| Monday to Friday | 12-May-14 | | Monday-Friday morning peak period | | | | | | | | | | | | | | | | | | | | | | | | | | | | | | | | | | |
| 7 Bathurst Stn – Steeles | 29.74 | Artic | 15 | 9'10" | 130 | 8 | 13.7 | Artic | 13 | 9'00" | 112 | 5 | 15.9 | Artic | 18 | 7'45" | 136 | 4 | 13.1 | Artic | 10 | 10'30" | 101 | 4 | 17.7 | Artic | 7 | 12'00" | 81 | 3 | 22.0 | 525a | 440a | 140a | 1259a | | |
| Saturday | 17-May-14 | | Saturday early morning | | | | | | | | | | | | | | | | | | | | | | | | | | | | | | | | | | |
| 7 Bathurst Stn – Steeles | 29.74 | LF | 8 | 12'00" | 93 | 3 | 19.2 | LF | 13 | 9'00" | 113 | 4 | 15.8 | LF | 16 | 7'30" | 115 | 5 | 15.5 | LF | 11 | 9'30" | 100 | 5 | 17.8 | LF | 9 | 10'00" | 85 | 5 | 21.0 | 519a | 435a | 134a | 1250a | | |
| Sunday | 11-May-12 | | Sunday morning | | | | | | | | | | | | | | | | | | | | | | | | | | | | | | | | | | |
| 7 Bathurst Stn – Steeles | 29.74 | | | | | | | LF | 11 | 10'00" | 106 | 4 | 16.8 | LF | 13 | 9'00" | 113 | 4 | 15.8 | LF | 11 | 9'00" | 95 | 4 | 18.8 | LF | 6 | 12'30" | 72 | 3 | 24.8 | 858a | 810a | 134a | 1252a | | |
| 310 BATHURST | Wil | | | | | | | | | | | | | | | | | | | | | | | | | | | | | | | | | | | | |
| Overnight, 7 days a week | 11-Jan-14 | | Monday-Friday overnight | | | | | | | | | | | | | | | | | | | | | | | | | | | | | | | | | | |
| 310 Exhibition – Steeles | 38.79 | Artic | 3 | 30'00" | 90 | 0 | 25.9 | LF | 5 | 20'00" | 95 | 5 | 24.5 | LF | 3 | 30'00" | 90 | 0 | 25.9 | | | | | | | | | | | | | | | | | | |
| 160 BATHURST NORTH | Wil | Service outside Toronto north of Steeles Avenue is provided under contract to York Region | | | | | | | | | | | | | | | | | | | | | | | | | | | | | | | | | | | |
| Monday to Friday | 21-Jun-10 | | Monday-Friday morning peak period | | | | | | | | | | | | | | | | | | | | | | | | | | | | | | | | | | |
| 160 Wilson Stn – Centre St | 22.58 | LF | 4 | 20'00" | 77 | 3 | 17.6 | LF | 3 | 25'00" | 72 | 3 | 18.8 | LF | 4 | 21'00" | 84 | 0 | 16.1 | LF | 3 | 24'00" | 72 | 0 | 18.8 | | | | | | | | | 523a | 603a | 930p | 1006p |
| Saturday | 15-Oct-11 | | Saturday early morning | | | | | | | | | | | | | | | | | | | | | | | | | | | | | | | | | | |
| 160 Wilson Stn – Centre St | 22.58 | LF | 2 | 36'00" | 69 | 3 | 19.6 | LF | 2 | 36'00" | 69 | 3 | 19.6 | LF | 2 | 36'00" | 69 | 3 | 19.6 | | | | | | | | | | | | | | | 515a | 557a | 600p | 603p |
| Sunday | 09-Oct-11 | | Sunday morning | | | | | | | | | | | | | | | | | | | | | | | | | | | | | | | | | | |
| 160 Wilson Stn – Centre St | 22.58 | | | | | | | LF | 2 | 36'00" | 69 | 3 | 19.6 | LF | 2 | 36'00" | 69 | 3 | 19.6 | | | | | | | | | | | | | | | 815a | 900a | 600p | 603p |



SERVICE SUMMARY

June 22 to July 19, 2014

Table with columns for Route, RT dist (km) and date of last change, Veh type, No. of Veh, Service interval, Run time (min), Term time (min), Avg spd (km/h), and various service details for routes 6 BAY, 11 BAYVIEW, 28 BAYVIEW SOUTH, and 9 BELLAMY.



SERVICE SUMMARY

June 22 to July 19, 2014

| Route | RT dist (km) and date of last change | Veh type | No. of Veh | Service interval | Run time (min) | Term time (min) | Avg spd (km/h) | Veh type | No. of Veh | Service interval | Run time (min) | Term time (min) | Avg spd (km/h) | Veh type | No. of Veh | Service interval | Run time (min) | Term time (min) | Avg spd (km/h) | Veh type | No. of Veh | Service interval | Run time (min) | Term time (min) | Avg spd (km/h) | Veh type | No. of Veh | Service interval | Run time (min) | Term time (min) | Avg spd (km/h) | First dep NB or WB | First dep SB or EB | Last dep NB or WB | Last dep SB or EB | |
|---|--------------------------------------|--|-----------------------------------|------------------|----------------|-----------------|----------------|----------|----------------------|------------------|----------------|-----------------|----------------|----------|------------|-------------------------------------|----------------|-----------------|----------------|----------|------------|------------------|-----------------------------|-----------------|----------------|----------|------------|------------------|----------------|----------------------------|----------------|--------------------|--------------------|-------------------|-------------------|--|
| 17 BIRCHMOUNT | Bir | Service outside Toronto north of Steeles Avenue is provided under contract to York Region. Additional running due to City Construction between Eglinton and St. Clair. | | | | | | | | | | | | | | | | | | | | | | | | | | | | | | | | | | |
| Monday to Friday | 23-Jun-14 | Monday-Friday morning peak period | | | | | | | Monday-Friday midday | | | | | | | Monday-Friday afternoon peak period | | | | | | | Monday-Friday early evening | | | | | | | Monday-Friday late evening | | | | | | |
| 17A Warden Stn – 14th Ave | 32.87 | LF | 1 | 21'00" | 105 | 0 | 18.8 | LF | 1 | 27'00" | 110 | 7 | 17.9 | LF | 1 | 27'00" | 110 | 7 | 17.9 | LF | 1 | 27'00" | 110 | 7 | 17.9 | LF | 1 | 27'00" | 110 | 7 | 17.9 | 514a | 539a | 844p | 937a | |
| 17B Warden Stn – Steeles via Wintermute | 27.38 | LF | 12 | 7'00" | 84 | 0 | 19.6 | LF | 10 | 9'00" | 89 | 1 | 18.5 | LF | 10 | 9'00" | 89 | 1 | 18.5 | LF | 10 | 9'00" | 89 | 1 | 18.5 | LF | 10 | 9'00" | 89 | 1 | 18.5 | 235p | 337p | 545p | 646p | |
| 17C Warden Stn – Steeles and Warden | 28.40 | LF | 7 | 13'00" | 88 | 3 | 19.4 | LF | 7 | 12'00" | 82 | 2 | 20.8 | LF | 3 | 22'00" | 66 | 0 | 25.8 | LF | 3 | 22'00" | 66 | 0 | 25.8 | LF | 3 | 22'00" | 66 | 0 | 25.8 | 542a | 451a | 837p | 932a | |
| Combined/Average | | | 13 | 7'00" | | | | 7 | 13'00" | | | | | 11 | 9'00" | | | | | 7 | 12'00" | | | | | 3 | 22'00" | | | | | 245p | 329p | 639p | 715p | |
| | | | Every 3rd 17B operates as a 17A | | | | | | | | | | | | | | | | | | | | | | | | | | | | | | | | | |
| Saturday | 28-Jun-14 | Saturday early morning | | | | | | | Saturday morning | | | | | | | Saturday afternoon | | | | | | | Saturday early evening | | | | | | | Saturday late evening | | | | | | |
| 17C Warden Stn – Steeles and Warden | 28.40 | LF | 3 | 20'00" | 60 | 0 | 28.4 | LF | 6 | 14'30" | 82 | 5 | 20.8 | LF | 6 | 14'30" | 82 | 5 | 20.8 | LF | 4 | 18'00" | 72 | 0 | 23.7 | LF | 3 | 22'00" | 66 | 0 | 25.8 | 518a | 552a | 105a | 1250a | |
| Sunday | 22-Jun-14 | Sunday morning | | | | | | | Sunday afternoon | | | | | | | Sunday early evening | | | | | | | Sunday late evening | | | | | | | | | | | | | |
| 17C Warden Stn – Steeles and Warden | 28.40 | LF | 4 | 20'30" | 82 | 0 | 20.8 | LF | 5 | 17'00" | 82 | 3 | 20.8 | LF | 3 | 24'00" | 72 | 0 | 23.7 | LF | 2 | 30'00" | 60 | 0 | 28.4 | LF | 2 | 30'00" | 60 | 0 | 28.4 | 832a | 841a | 100a | 1230a | |
| 2 BLOOR-DANFORTH | DanSub | Service outside Toronto north of Steeles Avenue is provided under contract to York Region. Additional running due to City Construction between Eglinton and St. Clair. | | | | | | | | | | | | | | | | | | | | | | | | | | | | | | | | | | |
| Monday to Friday | 23-Jun-14 | Monday-Friday morning peak period | | | | | | | Monday-Friday midday | | | | | | | Monday-Friday afternoon peak period | | | | | | | Monday-Friday early evening | | | | | | | Monday-Friday late evening | | | | | | |
| 2 Kipling Stn – Kennedy Stn | 52.46 | 6carHT | 38 | 2'40" | 101 | 0 | 31.2 | 6carHT | 29 | 3'35" | 104 | 0 | 30.4 | 6carHT | 35 | 2'52" | 100 | 0 | 31.4 | 6carHT | 26 | 3'50" | 100 | 0 | 31.6 | 6carHT | 20 | 4'52" | 97 | 0 | 32.4 | 546a | 541a | 131a | 131a | |
| Saturday | 19-May-07 | Saturday early morning | | | | | | | Saturday morning | | | | | | | Saturday afternoon | | | | | | | Saturday early evening | | | | | | | Saturday late evening | | | | | | |
| 2 Kipling Stn – Kennedy Stn | 52.46 | 6carHT | 20 | 4'52" | 97 | 0 | 32.3 | 6carHT | 20 | 4'52" | 97 | 0 | 32.3 | 6carHT | 21 | 4'43" | 99 | 0 | 31.8 | 6carHT | 20 | 4'52" | 97 | 0 | 32.3 | 6carHT | 20 | 4'52" | 97 | 0 | 32.3 | 548a | 548a | 131a | 131a | |
| Sunday | 13-May-07 | Sunday morning | | | | | | | Sunday afternoon | | | | | | | Sunday early evening | | | | | | | Sunday late evening | | | | | | | | | | | | | |
| 2 Kipling Stn – Kennedy Stn | 52.46 | 6carHT | 20 | 4'52" | 97 | 0 | 32.3 | 6carHT | 20 | 4'52" | 97 | 0 | 32.3 | 6carHT | 20 | 4'52" | 97 | 0 | 32.3 | 6carHT | 20 | 4'52" | 97 | 0 | 32.3 | 6carHT | 20 | 4'52" | 97 | 0 | 32.3 | 848a | 848a | 131a | 131a | |
| 300 BLOOR-DANFORTH | Mid/Bir/ Egl/Qsy | Service outside Toronto north of Steeles Avenue is provided under contract to York Region. Additional running due to City Construction between Eglinton and St. Clair. | | | | | | | | | | | | | | | | | | | | | | | | | | | | | | | | | | |
| Overnight, 7 days a week | 22-Jun-14 | Monday-Friday overnight | | | | | | | Saturday overnight | | | | | | | Sunday overnight | | | | | | | Sunday Morning | | | | | | | | | | | | | |
| 300A Pearson Airport – Warden | 75.97 | LF | 5 | 30'00" | 150 | 0 | 30.4 | LF | 5 | 30'00" | 150 | 0 | 30.4 | LF | 5 | 30'00" | 150 | 0 | 30.4 | LF | 13 | 12'00" | 150 | 6 | 30.4 | LF | 10 | 12'00" | 120 | 0 | 25.5 | | | | | |
| 300B West Mall – Warden | 50.95 | LF | 4 | 30'00" | 120 | 0 | 25.5 | LF | 4 | 30'00" | 120 | 0 | 25.5 | LF | 4 | 30'00" | 120 | 0 | 25.5 | LF | 10 | 12'00" | 120 | 0 | 25.5 | LF | 10 | 12'00" | 120 | 0 | 25.5 | | | | | |
| Combined/Average | | | 9 | 15'00" | | | | 9 | 15'00" | | | | | 9 | 15'00" | | | | | 23 | 6'00" | | | | | | | | | | | | | | | |
| 49 BLOOR WEST | Qsy | Service outside Toronto north of Steeles Avenue is provided under contract to York Region. Additional running due to City Construction between Eglinton and St. Clair. | | | | | | | | | | | | | | | | | | | | | | | | | | | | | | | | | | |
| Monday to Friday | 23-Jun-14 | Monday-Friday morning peak period | | | | | | | Monday-Friday midday | | | | | | | Monday-Friday afternoon peak period | | | | | | | Monday-Friday early evening | | | | | | | Monday-Friday late evening | | | | | | |
| 49 Kipling Stn – Markland Wood | 9.40 | LF | 4 | 7'30" | 28 | 2 | 20.1 | LF | 2 | 15'00" | 24 | 6 | 23.5 | LF | 3 | 10'00" | 30 | 0 | 18.8 | LF | 2 | 15'00" | 24 | 6 | 23.5 | LF | 1 | 30'00" | 22 | 8 | 25.6 | 600a | 540a | 121a | 131a | |
| Saturday | 27-Nov-10 | Saturday early morning | | | | | | | Saturday morning | | | | | | | Saturday afternoon | | | | | | | Saturday early evening | | | | | | | Saturday late evening | | | | | | |
| 49 Kipling Stn – Markland Wood | 9.40 | LF | 1 | 24'00" | 22 | 2 | 25.6 | LF | 1 | 24'00" | 22 | 2 | 25.6 | LF | 1 | 24'00" | 22 | 2 | 25.6 | LF | 1 | 30'00" | 22 | 8 | 25.6 | LF | 1 | 30'00" | 22 | 8 | 25.6 | 606a | 545a | 120a | 130a | |
| Sunday | 22-Jun-14 | Sunday morning | | | | | | | Sunday afternoon | | | | | | | Sunday early evening | | | | | | | Sunday late evening | | | | | | | | | | | | | |
| 49 Kipling Stn – Markland Wood | 9.40 | LF | 0.8 | 30'00" | 22 | 2 | 25.6 | LF | 0.8 | 30'00" | 22 | 2 | 25.6 | LF | 1 | 30'00" | 22 | 8 | 25.6 | LF | 1 | 30'00" | 22 | 8 | 25.6 | LF | 1 | 30'00" | 22 | 8 | 25.6 | 920a | 900a | 120a | 130a | |
| | | | Alternates trips with 30B LAMBTON | | | | | | | | | | | | | | | | | | | | | | | | | | | | | | | | | |

Overnight service east of West Mall provided by 300 BLOOR-DANFORTH



SERVICE SUMMARY

June 22 to July 19, 2014

| Route | RT dist (km) and date of last change | Veh type | No. of Veh | Service interval | Run time (min) | Term time (min) | Avg spd (km/h) | Veh type | No. of Veh | Service interval | Run time (min) | Term time (min) | Avg spd (km/h) | Veh type | No. of Veh | Service interval | Run time (min) | Term time (min) | Avg spd (km/h) | Veh type | No. of Veh | Service interval | Run time (min) | Term time (min) | Avg spd (km/h) | Veh type | No. of Veh | Service interval | Run time (min) | Term time (min) | Avg spd (km/h) | First dep NB or WB | First dep SB or EB | Last dep NB or WB | Last dep SB or EB | | | | |
|--|--------------------------------------|---|------------|------------------|----------------|-----------------|----------------|----------|----------------------|------------------|----------------|-----------------|----------------|----------|------------|-------------------------------------|----------------|-----------------|----------------|----------|------------|------------------|-----------------------------|-----------------|----------------|----------|------------|------------------|----------------|----------------------------|----------------|--------------------|--------------------|-------------------|-------------------|-------|-------|-------|-------|
| 21 BRIMLEY | Bir | Additional running time due to City Construction on Eglinton between Midland and Brimley. | | | | | | | | | | | | | | | | | | | | | | | | | | | | | | | | | | | | | |
| Monday to Friday | 23-Jun-14 | Monday-Friday morning peak period | | | | | | | Monday-Friday midday | | | | | | | Monday-Friday afternoon peak period | | | | | | | Monday-Friday early evening | | | | | | | Monday-Friday late evening | | | | | | | | | |
| 21 Kennedy Stn – Steeles | 27.49 | | | | | | | | | | | | | LF | 7 | 12' 00" | 82 | 2 | 20.1 | LF | 3 | 30' 00" | 76 | 14 | 21.7 | | | | | | | | | | | | | | |
| 21A Kennedy Stn – Scarborough Centre Stn | 13.24 | LF | 3 | 15' 20" | 46 | 0 | 17.3 | LF | 3 | 15' 20" | 46 | 0 | 17.3 | LF | 4 | 13' 00" | 52 | 0 | 15.3 | | | | | | | | | | | | | | | | | | | | |
| 21B Scarborough Centre Stn – Steeles | 14.23 | LF | 6 | 6' 40" | 40 | 0 | 21.3 | LF | 3 | 14' 00" | 40 | 2 | 21.3 | LF | 5 | 9' 00" | 45 | 0 | 19.0 | | | | | | | | | | | | | | | | | | | | |
| Combined/Average | | | 9 | | | | | 6 | | | | | 9 | | | | | | | | | | | | | | | | | | | | | | | | | | |
| Saturday | 28-Jun-14 | Saturday early morning | | | | | | | Saturday morning | | | | | | | Saturday afternoon | | | | | | | Saturday early evening | | | | | | | Saturday late evening | | | | | | | | | |
| 21 Kennedy Stn – Steeles | 27.49 | LF | 3 | 30' 00" | 76 | 14 | 21.7 | LF | 4 | 20' 30" | 82 | 0 | 20.1 | LF | 6 | 13' 40" | 82 | 0 | 20.1 | LF | 4 | 20' 30" | 82 | 0 | 20.1 | LF | 3 | 30' 00" | 76 | 14 | 21.7 | | | 557a | 640a | 100a | 105a | | |
| Sunday | 22-Jun-14 | Sunday morning | | | | | | | Sunday afternoon | | | | | | | Sunday early evening | | | | | | | Sunday late evening | | | | | | | | | | | | | | | | |
| 21 Kennedy Stn – Steeles | 27.49 | | | | | | | LF | 4 | 20' 30" | 82 | 0 | 20.1 | LF | 5 | 16' 30" | 82 | 1 | 20.1 | LF | 3 | 30' 00" | 76 | 14 | 21.7 | LF | 3 | 30' 00" | 76 | 14 | 21.7 | | | 801a | 801a | 100a | 105a | | |
| 8 BROADVIEW | Bir | | | | | | | | | | | | | | | | | | | | | | | | | | | | | | | | | | | | | | |
| Monday to Friday | 24-Nov-08 | Monday-Friday morning peak period | | | | | | | Monday-Friday midday | | | | | | | Monday-Friday afternoon peak period | | | | | | | Monday-Friday early evening | | | | | | | Monday-Friday late evening | | | | | | | | | |
| 8 Broadview Stn – Coxwell | 8.38 | LF | 1 | 30' 00" | 30 | 0 | 16.8 | LF | 1 | 30' 00" | 30 | 0 | 16.8 | LF | 1 | 30' 00" | 30 | 0 | 16.8 | LF | 1 | 30' 00" | 30 | 0 | 16.8 | LF | 1 | 30' 00" | 24 | 6 | 21.0 | | | 630a | 615a | 1255a | 115a | | |
| Saturday | 14-May-11 | Saturday early morning | | | | | | | Saturday morning | | | | | | | Saturday afternoon | | | | | | | Saturday early evening | | | | | | | | | | | | | | | | |
| 8 Broadview Stn – Coxwell | 8.38 | LF | 1 | 30' 00" | 30 | 0 | 16.8 | LF | 1 | 30' 00" | 30 | 0 | 16.8 | LF | 1 | 30' 00" | 30 | 0 | 16.8 | LF | 1 | 30' 00" | 24 | 6 | 21.0 | | | | | | | | | 630a | 615a | 1003p | 1015p | | |
| Sunday | 08-May-11 | Sunday morning | | | | | | | Sunday afternoon | | | | | | | Sunday early evening | | | | | | | | | | | | | | | | | | | | | | | |
| 8 Broadview Stn – Coxwell | 8.38 | | | | | | | LF | 1 | 30' 00" | 24 | 6 | 21.0 | LF | 1 | 30' 00" | 24 | 6 | 21.0 | LF | 1 | 30' 00" | 24 | 6 | 21.0 | | | | | | | | | | | 903a | 845a | 1003p | 1015p |
| 50 BURNHAMTHORPE | Qsy | | | | | | | | | | | | | | | | | | | | | | | | | | | | | | | | | | | | | | |
| Monday to Friday | 23-Jun-14 | Monday-Friday morning peak period | | | | | | | Monday-Friday midday | | | | | | | Monday-Friday afternoon peak period | | | | | | | Monday-Friday early evening | | | | | | | Monday-Friday late evening | | | | | | | | | |
| 50 Islington Stn – Mill Rd | 11.44 | LF | 4 | 10' 00" | 40 | 0 | 17.2 | LF | 2 | 20' 00" | 36 | 4 | 19.1 | LF | 3 | 13' 00" | 39 | 0 | 17.6 | LF | 2 | 15' 00" | 30 | 0 | 22.9 | LF | 1 | 30' 00" | 26 | 4 | 26.4 | | | 545a | 530a | 115a | 100a | | |
| Saturday | 16-Oct-10 | Saturday early morning | | | | | | | Saturday morning | | | | | | | Saturday afternoon | | | | | | | Saturday early evening | | | | | | | Saturday late evening | | | | | | | | | |
| 50 Islington Stn – Mill Rd | 11.44 | LF | 2 | 15' 00" | 26 | 4 | 26.4 | LF | 2 | 20' 00" | 30 | 10 | 22.9 | LF | 2 | 20' 00" | 30 | 10 | 22.9 | LF | 1 | 30' 00" | 26 | 4 | 26.4 | LF | 1 | 30' 00" | 26 | 4 | 26.4 | | | 620a | 620a | 115a | 100a | | |
| Sunday | 03-Jan-10 | Sunday morning | | | | | | | Sunday afternoon | | | | | | | Sunday early evening | | | | | | | Sunday late evening | | | | | | | | | | | | | | | | |
| 50 Islington Stn – Mill Rd | 11.44 | | | | | | | LF | 2 | 17' 30" | 30 | 5 | 22.9 | LF | 2 | 17' 30" | 30 | 5 | 22.9 | LF | 1 | 30' 00" | 26 | 4 | 26.4 | LF | 1 | 30' 00" | 26 | 4 | 26.4 | | | 815a | 830a | 115a | 100a | | |
| 120 CALVINGTON | Arw | | | | | | | | | | | | | | | | | | | | | | | | | | | | | | | | | | | | | | |
| Monday to Friday | 09-May-11 | Monday-Friday morning peak period | | | | | | | Monday-Friday midday | | | | | | | Monday-Friday afternoon peak period | | | | | | | Monday-Friday early evening | | | | | | | | | | | | | | | | |
| 120 Wilson Stn – Sheppard & Jane via deHavilland | 20.65 | LF | 2 | 30' 00" | 60 | 0 | 20.7 | LF | 2 | 30' 00" | 60 | 0 | 20.7 | LF | 2 | 30' 00" | 60 | 0 | 20.7 | LF | 2 | 30' 00" | 60 | 0 | 20.7 | | | | | | | | | | | | | | |
| Saturday | 14-May-11 | Saturday early morning | | | | | | | Saturday morning | | | | | | | Saturday afternoon | | | | | | | Saturday early evening | | | | | | | | | | | | | | | | |
| 120 Wilson Stn – Sheppard & Jane via deHavilland | 20.65 | LF | 2 | 30' 00" | 60 | 0 | 20.7 | LF | 2 | 30' 00" | 60 | 0 | 20.7 | LF | 2 | 30' 00" | 60 | 0 | 20.7 | LF | 2 | 30' 00" | 60 | 0 | 20.7 | | | | | | | | | | | | | | |
| Sunday | 08-May-11 | Sunday morning | | | | | | | Sunday afternoon | | | | | | | Sunday early evening | | | | | | | | | | | | | | | | | | | | | | | |
| 120 Wilson Stn – Sheppard & Jane via deHavilland | 20.65 | | | | | | | LF | 2 | 30' 00" | 60 | 0 | 20.7 | LF | 2 | 30' 00" | 60 | 0 | 20.7 | LF | 2 | 30' 00" | 60 | 0 | 20.7 | | | | | | | | | | | | | | |



SERVICE SUMMARY

June 22 to July 19, 2014

| Route | RT dist (km) and date of last change | Veh type | No. of Veh | Service interval | Run time (min) | Term time (min) | Avg spd (km/h) | Veh type | No. of Veh | Service interval | Run time (min) | Term time (min) | Avg spd (km/h) | Veh type | No. of Veh | Service interval | Run time (min) | Term time (min) | Avg spd (km/h) | Veh type | No. of Veh | Service interval | Run time (min) | Term time (min) | Avg spd (km/h) | Veh type | No. of Veh | Service interval | Run time (min) | Term time (min) | Avg spd (km/h) | First dep NB or WB | First dep SB or EB | Last dep NB or WB | Last dep SB or EB |
|---------------------------------------|--------------------------------------|--|------------|------------------|----------------|-----------------|----------------|----------|------------|----------------------|----------------|-----------------|----------------|-------------------------------------|------------|------------------|----------------|-----------------------------|----------------|----------|------------|----------------------------|----------------|-----------------|----------------|----------|------------|------------------|----------------|-----------------|----------------|--------------------|--------------------|-------------------|-------------------|
| 506 CARLTON | Ron/Rus | | | | | | | | | | | | | | | | | | | | | | | | | | | | | | | | | | |
| Monday to Friday | 23-Jun-14 | Monday-Friday morning peak period | | | | | | | | Monday-Friday midday | | | | Monday-Friday afternoon peak period | | | | Monday-Friday early evening | | | | Monday-Friday late evening | | | | | | | | | | | | | |
| 506 High Park – Main Street Stn | 29.63 | CLRV | 30 | 4'00" | 117 | 3 | 15.2 | CLRV | 25 | 5'15" | 124 | 8 | 14.4 | CLRV | 26 | 5'10" | 127 | 8 | 14.0 | CLRV | 16 | 7'30" | 117 | 3 | 15.2 | CLRV | 11 | 10'00" | 106 | 4 | 16.8 | 530a | 515a | 1207a | 100a |
| Saturday | 30-Nov-13 | Saturday early morning | | | | | | | | Saturday morning | | | | Saturday afternoon | | | | Saturday early evening | | | | Saturday late evening | | | | | | | | | | | | | |
| 506 High Park – Main Street Stn | 29.63 | CLRV | 14 | 7'09" | 100 | 0 | 17.8 | CLRV | 16 | 7'00" | 110 | 2 | 16.2 | CLRV | 22 | 6'00" | 123 | 9 | 14.5 | CLRV | 14 | 8'00" | 110 | 2 | 16.2 | CLRV | 13 | 8'30" | 106 | 5 | 16.8 | 543a | 518a | 1207a | 102a |
| Sunday | 24-Nov-13 | Sunday early morning | | | | | | | | Sunday morning | | | | Sunday afternoon | | | | Sunday early evening | | | | Sunday late evening | | | | | | | | | | | | | |
| 506 High Park – Main Street Stn | 29.63 | CLRV | 9 | 10'00" | 90 | 0 | 19.8 | CLRV | 12 | 8'00" | 95 | 1 | 18.7 | CLRV | 16 | 7'20" | 115 | 2 | 15.5 | CLRV | 10 | 11'00" | 110 | 0 | 16.2 | CLRV | 9 | 11'00" | 99 | 0 | 18.0 | 530a | 533a | 1207a | 1256a |
| 306 CARLTON | Ron/Rus | | | | | | | | | | | | | | | | | | | | | | | | | | | | | | | | | | |
| Overnight, 7 days a week | 24-Nov-13 | Monday-Friday overnight | | | | | | | | Saturday overnight | | | | Sunday overnight | | | | | | | | | | | | | | | | | | | | | |
| 306 Dundas West Stn – Main Street Stn | 29.63 | CLRV | 3 | 30'00" | 90 | 0 | 19.8 | CLRV | 3 | 30'00" | 90 | 0 | 19.8 | CLRV | 3 | 30'00" | 90 | 0 | 19.8 | | | | | | | | | | | | | | | | |
| 172 CHERRY STREET | Bir | Temporary route to cover the west end of the 72 PAPE service as construction continues on downtown projects including the Union Station Second Platform. | | | | | | | | | | | | | | | | | | | | | | | | | | | | | | | | | |
| Monday to Friday | 23-Jun-14 | Monday-Friday morning peak period | | | | | | | | Monday-Friday midday | | | | Monday-Friday afternoon peak period | | | | Monday-Friday early evening | | | | Monday-Friday late evening | | | | | | | | | | | | | |
| 172A St Andrew Stn - Commissioners | 7.44 | LF | 3 | 14'00" | 36 | 6 | 12.4 | LF | 2 | 20'00" | 40 | 0 | 15.2 | LF | 3 | 15'00" | 44 | 1 | 13.8 | LF | 2 | 20'00" | 40 | 0 | 15.2 | LF | 2 | 20'00" | 34 | 6 | 17.8 | 523a | 530a | 811a | 750a |
| 172B St Andrew Stn - Cherry Beach | 10.11 | LF | 2 | 20'00" | 40 | 0 | 15.2 | LF | 3 | 15'00" | 44 | 1 | 13.8 | LF | 2 | 20'00" | 40 | 0 | 15.2 | LF | 2 | 20'00" | 40 | 0 | 15.2 | LF | 2 | 20'00" | 34 | 6 | 17.8 | 826a | 804a | 138a | 118a |
| Saturday | 17-May-14 | Saturday early morning | | | | | | | | Saturday morning | | | | Saturday afternoon | | | | Saturday early evening | | | | Saturday late evening | | | | | | | | | | | | | |
| 172A St Andrew Stn - Commissioners | 7.44 | LF | 1 | 30'00" | 30 | 0 | 14.9 | LF | 2 | 20'00" | 40 | 0 | 15.2 | LF | 2 | 20'00" | 40 | 0 | 15.2 | LF | 2 | 20'00" | 34 | 6 | 17.8 | LF | 2 | 20'00" | 34 | 6 | 17.8 | 553a | 608a | 853a | 838a |
| 172B St Andrew Stn - Cherry Beach | 10.11 | LF | 2 | 20'00" | 40 | 0 | 15.2 | LF | 2 | 20'00" | 40 | 0 | 15.2 | LF | 2 | 20'00" | 40 | 0 | 15.2 | LF | 2 | 20'00" | 34 | 6 | 17.8 | LF | 2 | 20'00" | 34 | 6 | 17.8 | 910a | 853a | 131a | 110a |
| Sunday | 11-May-14 | Sunday morning | | | | | | | | Sunday afternoon | | | | Sunday early evening | | | | Sunday late evening | | | | | | | | | | | | | | | | | |
| 172A St Andrew Stn - Commissioners | 7.44 | LF | 2 | 20'00" | 40 | 0 | 15.2 | LF | 2 | 20'00" | 40 | 0 | 15.2 | LF | 1 | 30'00" | 30 | 0 | 20.2 | LF | 1 | 30'00" | 30 | 0 | 20.2 | LF | 1 | 30'00" | 30 | 0 | 20.2 | 753a | 808a | 853a | 838a |
| 172B St Andrew Stn - Cherry Beach | 10.11 | LF | 2 | 20'00" | 40 | 0 | 15.2 | LF | 2 | 20'00" | 40 | 0 | 15.2 | LF | 1 | 30'00" | 30 | 0 | 20.2 | LF | 1 | 30'00" | 30 | 0 | 20.2 | LF | 1 | 30'00" | 30 | 0 | 20.2 | 913a | 856a | 131a | 116a |
| 126 CHRISTIE | MtD | | | | | | | | | | | | | | | | | | | | | | | | | | | | | | | | | | |
| Monday to Friday | 06-Sep-11 | Monday-Friday morning peak period | | | | | | | | Monday-Friday midday | | | | Monday-Friday afternoon peak period | | | | Monday-Friday early evening | | | | Monday-Friday late evening | | | | | | | | | | | | | |
| 126 Christie Stn – St Clair West Stn | 6.12 | LF | 2 | 15'00" | 30 | 0 | 12.2 | LF | 1 | 30'00" | 26 | 4 | 14.1 | LF | 2 | 15'00" | 30 | 0 | 12.2 | LF | 1 | 30'00" | 24 | 6 | 15.3 | LF | 1 | 30'00" | 24 | 6 | 15.3 | 600a | 545a | 100a | 1245a |
| Saturday | 08-Aug-09 | Saturday early morning | | | | | | | | Saturday morning | | | | Saturday afternoon | | | | Saturday afternoon | | | | Saturday afternoon | | | | | | | | | | | | | |
| 126 Christie Stn – St Clair West Stn | 6.12 | LF | 1 | 30'00" | 24 | 6 | 15.3 | LF | 1 | 30'00" | 26 | 4 | 14.1 | LF | 1 | 30'00" | 26 | 4 | 14.1 | LF | 1 | 30'00" | 24 | 6 | 15.3 | LF | 1 | 30'00" | 24 | 6 | 15.3 | 600a | 545a | 100a | 1245a |
| Sunday | 02-Aug-09 | Sunday morning | | | | | | | | Sunday afternoon | | | | Sunday afternoon | | | | Sunday afternoon | | | | | | | | | | | | | | | | | |
| 126 Christie Stn – St Clair West Stn | 6.12 | LF | 1 | 30'00" | 24 | 6 | 15.3 | LF | 1 | 30'00" | 24 | 6 | 15.3 | LF | 1 | 30'00" | 24 | 6 | 15.3 | LF | 1 | 30'00" | 24 | 6 | 15.3 | LF | 1 | 30'00" | 24 | 6 | 15.3 | 830a | 845a | 100a | 1245a |
| 20 CLIFFSIDE | Bir | | | | | | | | | | | | | | | | | | | | | | | | | | | | | | | | | | |
| Monday to Friday | 23-Jun-14 | Monday-Friday morning peak period | | | | | | | | Monday-Friday midday | | | | Monday-Friday afternoon peak period | | | | Monday-Friday early evening | | | | Monday-Friday late evening | | | | | | | | | | | | | |
| 20 Kennedy Stn – Main Street Stn | 19.75 | LF | 5 | 13'15" | 66 | 0 | 18.0 | LF | 4 | 17'30" | 70 | 0 | 16.9 | LF | 5 | 14'00" | 70 | 0 | 16.9 | LF | 3 | 21'00" | 63 | 0 | 18.8 | LF | 1.5 | 30'00" | 48 | 1 | 24.7 | 520a | 450a | 100a | 105a |
| | | Alternates trips with 62 MORTIMER | | | | | | | | | | | | | | | | | | | | | | | | | | | | | | | | | |
| Saturday | 08-Sep-12 | Saturday early morning | | | | | | | | Saturday morning | | | | Saturday afternoon | | | | Saturday early evening | | | | Saturday afternoon | | | | | | | | | | | | | |
| 20 Kennedy Stn – Main Street Stn | 19.75 | LF | 3 | 20'00" | 60 | 0 | 19.8 | LF | 4 | 18'00" | 65 | 7 | 18.2 | LF | 4 | 18'00" | 65 | 7 | 18.2 | LF | 3 | 20'00" | 60 | 0 | 19.8 | LF | | | | | | 530a | 500a | 1010p | 1000p |
| Sunday | 08-May-11 | Sunday morning | | | | | | | | Sunday afternoon | | | | Sunday early evening | | | | Sunday afternoon | | | | | | | | | | | | | | | | | |
| 20 Kennedy Stn – Main Street Stn | 19.75 | LF | 3 | 20'00" | 60 | 0 | 19.8 | LF | 3 | 20'00" | 60 | 0 | 19.8 | LF | 1.65 | 30'00" | 48 | 1 | 24.6 | LF | | | | | | LF | | | | | | 907a | 900a | 1000p | 1000p |
| | | Alternates trips with 62 MORTIMER | | | | | | | | | | | | | | | | | | | | | | | | | | | | | | | | | |



SERVICE SUMMARY

June 22 to July 19, 2014

| Route | RT dist (km) and date of last change | Veh type | No. of Veh | Service interval | Run time (min) | Term time (min) | Avg spd (km/h) | Veh type | No. of Veh | Service interval | Run time (min) | Term time (min) | Avg spd (km/h) | Veh type | No. of Veh | Service interval | Run time (min) | Term time (min) | Avg spd (km/h) | Veh type | No. of Veh | Service interval | Run time (min) | Term time (min) | Avg spd (km/h) | Veh type | No. of Veh | Service interval | Run time (min) | Term time (min) | Avg spd (km/h) | First dep NB or WB | First dep SB or EB | Last dep NB or WB | Last dep SB or EB | | | | | | | |
|---|--------------------------------------|---|------------|--|----------------|-----------------|----------------|----------|---|------------------|----------------------------|-----------------|----------------|----------|------------|---|----------------|--|----------------|----------|------------|------------------|-----------------------------|-----------------|------------------------------------|----------|------------|------------------|----------------|----------------------------|----------------|------------------------------------|--------------------|-------------------|-------------------|--|--|--|-----------|--|-----------|--|
| 87 COSBURN | | Bir | | | | | | | | | | | | | | | | | | | | | | | | | | | | | | | | | | | | | | | | |
| Monday to Friday | | 23-Jun-13 | | | | | | | | | | | | | | | | | | | | | | | | | | | | | | | | | | | | | | | | |
| | | Monday-Friday morning peak period | | | | | | | Monday-Friday midday | | | | | | | Monday-Friday afternoon peak period | | | | | | | Monday-Friday early evening | | | | | | | Monday-Friday late evening | | | | | | | | | | | | |
| 87A Broadview Stn – Main Street Stn via East York Acres | | 14.81 | | | | | | | | | LF 4 15 ' 00 " 54 6 16.5 | | | | | | | LF 4 12 ' 30 " 50 0 17.8 | | | | | | | | | | | | | | 935a 921a | | 252p 308p | | | | | | | | |
| 87B Broadview Stn – Coxwell | | 8.53 | | LF 3 10 ' 00 " 29 1 17.6 | | | | | | | | | | | | | | | | | | | | | | | | | | | | 647p 620p | | 918p 905p | | | | | | | | |
| 87C Broadview Stn – Main Street Stn | | 14.40 | | LF 6 10 ' 00 " 55 5 15.7 | | | | | | | LF 9 6 ' 00 " 54 0 16.0 | | | | | | | LF 2 22 ' 30 " 41 4 21.1 | | | | | | | LF 2 22 ' 30 " 2 22 ' 30 " | | | | | | | 535a 550a | | 908a 854a | | | | | | | | |
| Combined/Average | | | | 9 5 ' 00 " | | | | | | | 4 15 ' 00 " | | | | | | | 4 12 ' 30 " | | | | | | | 2 22 ' 30 " | | | | | | | 550a 605a | | 130a 128a | | | | | | | | |
| Saturday | | 28-Jun-14 | | | | | | | | | | | | | | | | | | | | | | | | | | | | | | | | | | | | | | | | |
| | | Saturday early morning | | | | | | | Saturday morning | | | | | | | Saturday afternoon | | | | | | | Saturday early evening | | | | | | | Saturday late evening | | | | | | | | | | | | |
| 87A Broadview Stn – Main Street Stn via East York Acres | | 14.81 | | | | | | | | | LF 2 25 ' 00 " 50 0 17.8 | | | | | | | LF 4 12 ' 30 " 50 0 17.8 | | | | | | | LF 2 25 ' 00 " 50 0 17.8 | | | | | | | | | | | | | | 945a 920a | | 930p 900p | |
| 87C Broadview Stn – Main Street Stn | | 14.40 | | LF 2 25 ' 00 " 50 0 17.3 | | | | | | | | | | | | | | | | | | | | | LF 1.5 30 ' 00 " 45 0 19.2 | | | | | | | LF 1.5 30 ' 00 " 45 0 19.2 | | | | | | | 600a 600a | | 100a 123a | |
| | | | | | | | | | | | | | | | | | | | | | | | | | Alternates trips with 113 DANFORTH | | | | | | | Alternates trips with 113 DANFORTH | | | | | | | | | | |
| Sunday | | 22-Jun-13 | | | | | | | | | | | | | | | | | | | | | | | | | | | | | | | | | | | | | | | | |
| | | Sunday morning | | | | | | | Sunday afternoon | | | | | | | Sunday early evening | | | | | | | Sunday late evening | | | | | | | | | | | | | | | | | | | |
| 87A Broadview Stn – Main Street Stn via East York Acres | | 14.81 | | LF 2 25 ' 00 " 50 0 17.8 | | | | | | | LF 2 25 ' 00 " 50 0 17.8 | | | | | | | | | | | | | | | | | | | | | 945a 920a | | 605p 630p | | | | | | | | |
| 87C Broadview Stn – Main Street Stn | | 14.40 | | | | | | | | | | | | | | | | LF 1.5 30 ' 00 " 45 0 19.2 | | | | | | | LF 1.5 30 ' 00 " 45 0 19.2 | | | | | | | 830a 830a | | 130a 123a | | | | | | | | |
| | | | | | | | | | | | | | | | | | | Alternates trips with 113 DANFORTH | | | | | | | Alternates trips with 113 DANFORTH | | | | | | | | | | | | | | | | | |
| Overnight service west of Coxwell Avenue provided by 322 COXWELL | | | | | | | | | | | | | | | | | | | | | | | | | | | | | | | | | | | | | | | | | | |
| 22 COXWELL | | Bir | | | | | | | | | | | | | | | | | | | | | | | | | | | | | | | | | | | | | | | | |
| Monday to Friday | | 23-Jun-14 | | | | | | | | | | | | | | | | | | | | | | | | | | | | | | | | | | | | | | | | |
| | | Monday-Friday morning peak period | | | | | | | Monday-Friday midday | | | | | | | Monday-Friday afternoon peak period | | | | | | | Monday-Friday early evening | | | | | | | Monday-Friday late evening | | | | | | | | | | | | |
| 22A Coxwell Stn – Victoria Park | | 11.07 | | See 502 DOWNTOWNER and 503 KINGSTON RD | | | | | | | See 502 DOWNTOWNER | | | | | | | See 502 DOWNTOWNER and 503 KINGSTON RD | | | | | | | LF 4 10 ' 00 " 40 0 16.6 | | | | | | | LF 3 12 ' 00 " 36 0 18.5 | | | | | | | 700p 650p | | 138a 210a | |
| 22B Coxwell Stn – Queen | | 4.36 | | LF 3 8 ' 00 " 24 0 10.9 | | | | | | | LF 3 8 ' 00 " 24 0 10.9 | | | | | | | LF 3 8 ' 00 " 24 0 10.9 | | | | | | | | | | | | | | 521a 511a | | 658p 640p | | | | | | | | |
| Saturday | | 28-Jun-14 | | | | | | | | | | | | | | | | | | | | | | | | | | | | | | | | | | | | | | | | |
| | | Saturday early morning | | | | | | | Saturday morning | | | | | | | Saturday afternoon | | | | | | | Saturday early evening | | | | | | | Saturday late evening | | | | | | | | | | | | |
| 22A Coxwell Stn – Victoria Park | | 11.07 | | LF 3 12 ' 00 " 36 0 18.5 | | | | | | | LF 4 11 ' 00 " 44 0 15.1 | | | | | | | LF 5 9 ' 00 " 44 1 15.1 | | | | | | | LF 4 12 ' 00 " 44 4 15.1 | | | | | | | LF 3 15 ' 00 " 36 9 18.5 | | | | | | | 547a 529a | | 148a 210a | |
| Sunday | | 22-Jun-14 | | | | | | | | | | | | | | | | | | | | | | | | | | | | | | | | | | | | | | | | |
| | | Sunday morning | | | | | | | Sunday afternoon | | | | | | | Sunday early evening | | | | | | | Sunday late evening | | | | | | | | | | | | | | | | | | | |
| 22A Coxwell Stn – Victoria Park | | 11.07 | | LF 3 15 ' 00 " 40 5 16.6 | | | | | | | LF 4 10 ' 00 " 40 0 16.6 | | | | | | | LF 3 15 ' 00 " 40 5 16.6 | | | | | | | LF 3 15 ' 00 " 36 9 18.5 | | | | | | | 905a 900a | | 148a 210a | | | | | | | | |
| 322 COXWELL | | Bir | | | | | | | | | | | | | | | | | | | | | | | | | | | | | | | | | | | | | | | | |
| Overnight, 7 days a week | | 30-Mar-14 | | | | | | | | | | | | | | | | | | | | | | | | | | | | | | | | | | | | | | | | |
| 322 Broadview Stn via Cosburn – Victoria Park Stn via Kingston Rd | | 22.61 | | LF 1.6 30 ' 00 " 46 2 29.5 | | | | | | | LF 1.6 30 ' 00 " 46 2 29.5 | | | | | | | LF 1.6 30 ' 00 " 46 2 29.5 | | | | | | | | | | | | | | | | | | | | | | | | |
| | | Alternates trips with 324 VICTORIA PARK | | | | | | | Alternates trips with 324 VICTORIA PARK | | | | | | | Alternates trips with 324 VICTORIA PARK | | | | | | | | | | | | | | | | | | | | | | | | | | |
| 42 CUMMER | | Wil | | | | | | | | | | | | | | | | | | | | | | | | | | | | | | | | | | | | | | | | |
| Monday to Friday | | 23-Jun-14 | | | | | | | | | | | | | | | | | | | | | | | | | | | | | | | | | | | | | | | | |
| | | Monday-Friday morning peak period | | | | | | | Monday-Friday midday | | | | | | | Monday-Friday afternoon peak period | | | | | | | Monday-Friday early evening | | | | | | | Monday-Friday late evening | | | | | | | | | | | | |
| 42A Finch Stn – Middlefield | | 31.20 | | LF 4 22 ' 30 " 87 3 21.5 | | | | | | | LF 3.5 24 ' 00 " 84 0 22.3 | | | | | | | LF 3.5 28 ' 00 " 89 9 21.0 | | | | | | | LF 4 20 ' 00 " 80 0 23.4 | | | | | | | 705a 641a | | 1010p 950p | | | | | | | | |
| 42B Finch Stn – Kennedy | | 23.16 | | LF 3 22 ' 30 " 67 1 20.7 | | | | | | | LF 2.5 24 ' 00 " 60 0 23.2 | | | | | | | LF 2.5 28 ' 00 " 67 3 20.7 | | | | | | | LF 3 20 ' 00 " 58 2 24.0 | | | | | | | 528a 607a | | 110a 120a | | | | | | | | |
| 42C Finch Stn – Victoria Park | | 18.41 | | LF 5 11 ' 15 " 54 2 20.5 | | | | | | | | | | | | | | LF 4 14 ' 00 " 54 2 20.5 | | | | | | | | | | | | | | 632a 646a | | 859a 827a | | | | | | | | |
| Combined/Average | | | | 12 5 ' 38 " | | | | | | | 6 12 ' 00 " | | | | | | | 10 7 ' 00 " | | | | | | | 7 10 ' 00 " | | | | | | | 3 20 ' 00 " | | | | | | | 333p 305p | | 701p 633p | |
| Saturday | | 13-Oct-12 | | | | | | | | | | | | | | | | | | | | | | | | | | | | | | | | | | | | | | | | |
| | | Saturday early morning | | | | | | | Saturday morning | | | | | | | Saturday afternoon | | | | | | | Saturday early evening | | | | | | | Saturday late evening | | | | | | | | | | | | |
| 42B Finch Stn – Kennedy | | 23.16 | | LF 3 20 ' 00 " 55 5 25.3 | | | | | | | LF 4 15 ' 00 " 60 0 23.2 | | | | | | | LF 5 12 ' 00 " 60 0 23.2 | | | | | | | LF 4 15 ' 00 " 56 4 24.8 | | | | | | | LF 3 20 ' 00 " 56 4 24.8 | | | | | | | 600a 600a | | 100a 110a | |
| Sunday | | 07-Oct-12 | | | | | | | | | | | | | | | | | | | | | | | | | | | | | | | | | | | | | | | | |
| | | Sunday morning | | | | | | | Sunday afternoon | | | | | | | Sunday early evening | | | | | | | Sunday late evening | | | | | | | | | | | | | | | | | | | |
| 42B Finch Stn – Kennedy | | 23.16 | | LF 4 15 ' 00 " 55 5 25.3 | | | | | | | LF 4 15 ' 00 " 60 0 23.2 | | | | | | | LF 3 20 ' 00 " 58 2 24.0 | | | | | | | LF 2 30 ' 00 " 55 5 25.3 | | | | | | | 745a 815a | | 100a 100a | | | | | | | | |



SERVICE SUMMARY

June 22 to July 19, 2014

| Route | RT dist (km) and date of last change | Veh type | No. of Veh | Service interval | Run time (min) | Term time (min) | Avg spd (km/h) | Veh type | No. of Veh | Service interval | Run time (min) | Term time (min) | Avg spd (km/h) | Veh type | No. of Veh | Service interval | Run time (min) | Term time (min) | Avg spd (km/h) | Veh type | No. of Veh | Service interval | Run time (min) | Term time (min) | Avg spd (km/h) | Veh type | No. of Veh | Service interval | Run time (min) | Term time (min) | Avg spd (km/h) | First dep NB or WB | First dep SB or EB | Last dep NB or WB | Last dep SB or EB | | | |
|--|--------------------------------------|---|------------|-----------------------------------|----------------|-----------------|----------------|-----------|------------|------------------|----------------------|-----------------|----------------|-----------|------------|------------------|----------------|-------------------------------------|----------------|-----------|------------|------------------|----------------|-----------------|-----------------------------|-----------|------------|------------------|----------------|-----------------|----------------|----------------------------|--------------------|-------------------|-------------------|--|--|--|
| 113 DANFORTH | | Bir | | | | | | | | | | | | | | | | | | | | | | | | | | | | | | | | | | | | |
| Monday to Friday | | 04-Sep-12 | | | | | | | | | | | | | | | | | | | | | | | | | | | | | | | | | | | | |
| 113 Main Street Stn – Kennedy Stn | | 15.03 | | | | | | | | | | | | | | | | | | | | | | | | | | | | | | | | | | | | |
| | | | | Monday-Friday morning peak period | | | | | | | Monday-Friday midday | | | | | | | Monday-Friday afternoon peak period | | | | | | | Monday-Friday early evening | | | | | | | Monday-Friday late evening | | | | | | |
| LF | 4 | 13 ' 00 " | 52 | 0 | 17.3 | LF | 2 | 30 ' 00 " | 57 | 3 | 15.8 | LF | 4 | 15 ' 00 " | 60 | 0 | 15.0 | LF | 2 | 24 ' 00 " | 48 | 0 | 18.8 | LF | 2 | 24 ' 00 " | 48 | 0 | 18.8 | 540a | 514a | 140a | 116a | | | | | |
| Saturday | | 09-Sep-06 | | | | | | | | | | | | | | | | | | | | | | | | | | | | | | | | | | | | |
| 113 Main Street Stn – Kennedy Stn | | 15.03 | | | | | | | | | | | | | | | | | | | | | | | | | | | | | | | | | | | | |
| | | | | Saturday early morning | | | | | | | Saturday morning | | | | | | | Saturday afternoon | | | | | | | Saturday early evening | | | | | | | Saturday late evening | | | | | | |
| LF | 2 | 24 ' 00 " | 48 | 0 | 18.8 | LF | 3 | 18 ' 00 " | 54 | 0 | 16.7 | LF | 3 | 18 ' 00 " | 54 | 0 | 16.7 | LF | 2 | 30 ' 00 " | 56 | 4 | 16.1 | LF | 1.5 | 30 ' 00 " | 45 | 0 | 20.0 | 551a | 515a | 137a | 115a | | | | | |
| Alternates trips with 87 COSBURN | | | | | | | | | | | | | | | | | | | | | | | | | | | | | | | | | | | | | | |
| Sunday | | 17-Feb-08 | | | | | | | | | | | | | | | | | | | | | | | | | | | | | | | | | | | | |
| 113 Main Street Stn – Kennedy Stn | | 15.03 | | | | | | | | | | | | | | | | | | | | | | | | | | | | | | | | | | | | |
| | | | | Sunday morning | | | | | | | Sunday afternoon | | | | | | | Sunday early evening | | | | | | | Sunday late evening | | | | | | | | | | | | | |
| LF | 2 | 24 ' 00 " | 48 | 0 | 18.8 | LF | 3 | 20 ' 00 " | 48 | 12 | 18.8 | LF | 1.5 | 30 ' 00 " | 45 | 0 | 20.0 | LF | 1.5 | 30 ' 00 " | 45 | 0 | 20.0 | LF | 1.5 | 30 ' 00 " | 45 | 0 | 20.0 | 812a | 742a | 138a | 115a | | | | | |
| Alternates trips with 87 COSBURN | | | | | | | | | | | | | | | | | | | | | | | | | | | | | | | | | | | | | | |
| Overnight service on Danforth Avenue provided by 300 BLOOR-DANFORTH and overnight service on Danforth Road provided by 302 DANFORTH RD-McCOWAN | | | | | | | | | | | | | | | | | | | | | | | | | | | | | | | | | | | | | | |
| 302 DANFORTH RD-McCOWAN | | Bir | | | | | | | | | | | | | | | | | | | | | | | | | | | | | | | | | | | | |
| Overnight, 7 days a week | | 17-Feb-08 | | | | | | | | | | | | | | | | | | | | | | | | | | | | | | | | | | | | |
| 302 Danforth Ave – Steeles | | 33.15 | | | | | | | | | | | | | | | | | | | | | | | | | | | | | | | | | | | | |
| | | | | Monday-Friday overnight | | | | | | | Saturday overnight | | | | | | | Sunday overnight | | | | | | | | | | | | | | | | | | | | |
| LF | 2 | 30 ' 00 " | 60 | 0 | 33.2 | LF | 2 | 30 ' 00 " | 60 | 0 | 33.2 | LF | 2 | 30 ' 00 " | 60 | 0 | 33.2 | | | | | | | | | | | | | | | | | | | | | |
| 127 DAVENPORT | | MtD | | | | | | | | | | | | | | | | | | | | | | | | | | | | | | | | | | | | |
| Monday to Friday | | 24-Nov-08 | | | | | | | | | | | | | | | | | | | | | | | | | | | | | | | | | | | | |
| 127 Spadina Stn – St Clair & Old Weston Rd | | 12.15 | | | | | | | | | | | | | | | | | | | | | | | | | | | | | | | | | | | | |
| | | | | Monday-Friday morning peak period | | | | | | | Monday-Friday midday | | | | | | | Monday-Friday afternoon peak period | | | | | | | Monday-Friday early evening | | | | | | | Monday-Friday late evening | | | | | | |
| LF | 3 | 17 ' 00 " | 50 | 1 | 14.6 | LF | 2 | 22 ' 30 " | 45 | 0 | 16.2 | LF | 2 | 25 ' 00 " | 50 | 0 | 14.6 | LF | 2 | 22 ' 30 " | 45 | 0 | 16.2 | LF | 2 | 22 ' 30 " | 45 | 0 | 18.2 | 545a | 609a | 110a | 110a | | | | | |
| Saturday | | 29-Nov-08 | | | | | | | | | | | | | | | | | | | | | | | | | | | | | | | | | | | | |
| 127 Spadina Stn – St Clair & Old Weston Rd | | 12.15 | | | | | | | | | | | | | | | | | | | | | | | | | | | | | | | | | | | | |
| | | | | Saturday early morning | | | | | | | Saturday morning | | | | | | | Saturday afternoon | | | | | | | Saturday early evening | | | | | | | Saturday late evening | | | | | | |
| LF | 2 | 22 ' 30 " | 45 | 0 | 16.2 | LF | 2 | 22 ' 30 " | 45 | 0 | 16.2 | LF | 2 | 22 ' 30 " | 45 | 0 | 16.2 | LF | 2 | 22 ' 30 " | 45 | 0 | 16.2 | LF | 2 | 20 ' 00 " | 40 | 0 | 18.2 | 600a | 622a | 110a | 110a | | | | | |
| Sunday | | 08-May-11 | | | | | | | | | | | | | | | | | | | | | | | | | | | | | | | | | | | | |
| 127 Spadina Stn – St Clair & Old Weston Rd | | 12.15 | | | | | | | | | | | | | | | | | | | | | | | | | | | | | | | | | | | | |
| | | | | Sunday morning | | | | | | | Sunday afternoon | | | | | | | Sunday early evening | | | | | | | | | | | | | | | | | | | | |
| LF | 2 | 22 ' 30 " | 45 | 0 | 16.2 | LF | 2 | 22 ' 30 " | 45 | 0 | 16.2 | LF | 2 | 20 ' 00 " | 40 | 0 | 18.2 | 905a | 842a | 1010p | 950p | | | | | | | | | | | | | | | | | |
| 28 DAVISVILLE | | Effective June 22, 2014 Monday through Friday peak period service on Davisville operates as a branch of 11 BAYVIEW. Saturday, Sunday and Holiday service to the Brick Works now operates under the route name 28 BAYVIEW SOUTH. | | | | | | | | | | | | | | | | | | | | | | | | | | | | | | | | | | | | |
| 23 DAWES | | Bir | | | | | | | | | | | | | | | | | | | | | | | | | | | | | | | | | | | | |
| Monday to Friday | | 23-Jun-14 | | | | | | | | | | | | | | | | | | | | | | | | | | | | | | | | | | | | |
| 23 Main Street Stn – St Clair | | 7.55 | | | | | | | | | | | | | | | | | | | | | | | | | | | | | | | | | | | | |
| | | | | Monday-Friday morning peak period | | | | | | | Monday-Friday midday | | | | | | | Monday-Friday afternoon peak period | | | | | | | Monday-Friday early evening | | | | | | | Monday-Friday late evening | | | | | | |
| LF | 5 | 6 ' 00 " | 30 | 0 | 15.1 | LF | 3 | 10 ' 00 " | 30 | 0 | 15.1 | LF | 4 | 7 ' 30 " | 30 | 0 | 15.1 | LF | 3 | 10 ' 00 " | 30 | 0 | 15.1 | LF | 2 | 15 ' 00 " | 30 | 0 | 15.1 | 529a | 517a | 145a | 130a | | | | | |
| Saturday | | 07-Sep-06 | | | | | | | | | | | | | | | | | | | | | | | | | | | | | | | | | | | | |
| 23 Main Street Stn – St Clair | | 7.55 | | | | | | | | | | | | | | | | | | | | | | | | | | | | | | | | | | | | |
| | | | | Saturday early morning | | | | | | | Saturday morning | | | | | | | Saturday afternoon | | | | | | | Saturday early evening | | | | | | | Saturday late evening | | | | | | |
| LF | 2 | 13 ' 00 " | 26 | 0 | 17.4 | LF | 3 | 10 ' 00 " | 30 | 0 | 15.1 | LF | 3 | 10 ' 00 " | 30 | 0 | 15.1 | LF | 3 | 10 ' 00 " | 30 | 0 | 15.1 | LF | 2 | 15 ' 00 " | 30 | 0 | 15.1 | 537a | 550a | 145a | 130a | | | | | |
| Sunday | | 01-Sep-10 | | | | | | | | | | | | | | | | | | | | | | | | | | | | | | | | | | | | |
| 23 Main Street Stn – St Clair | | 7.55 | | | | | | | | | | | | | | | | | | | | | | | | | | | | | | | | | | | | |
| | | | | Sunday morning | | | | | | | Sunday afternoon | | | | | | | Sunday early evening | | | | | | | Sunday late evening | | | | | | | | | | | | | |
| LF | 2 | 12 ' 00 " | 24 | 0 | 18.9 | LF | 3 | 10 ' 00 " | 30 | 0 | 15.1 | LF | 2 | 15 ' 00 " | 30 | 0 | 15.1 | LF | 1 | 30 ' 00 " | 30 | 0 | 15.1 | 840a | 852a | 100a | 115a | | | | | | | | | | | |



SERVICE SUMMARY

June 22 to July 19, 2014

| Route | RT dist (km) and date of last change | Veh type | No. of Veh | Service interval | Run time (min) | Term (min) | Avg spd (km/h) | Veh type | No. of Veh | Service interval | Run time (min) | Term (min) | Avg spd (km/h) | Veh type | No. of Veh | Service interval | Run time (min) | Term (min) | Avg spd (km/h) | Veh type | No. of Veh | Service interval | Run time (min) | Term (min) | Avg spd (km/h) | Veh type | No. of Veh | Service interval | Run time (min) | Term (min) | Avg spd (km/h) | First dep NB or WB | First dep SB or EB | Last dep NB or WB | Last dep SB or EB | | | | | | | | | | | | |
|---|--------------------------------------|--|------------|------------------|----------------|------------|----------------|----------|------------|--|----------------|------------|----------------|--|------------|------------------|----------------|------------------------------------|----------------|----------|------------|-----------------------------------|----------------|------------|----------------|----------|------------|------------------|----------------|------------|----------------|--------------------|--------------------|-------------------|-------------------|---------------------|-----|--|--|--|--|--|--|--|--|--|--|
| | | | | | | | | | | | | | | | | | | | | | | | | | | | | | | | | | | | | 25 DON MILLS | Egl | | | | | | | | | | |
| Monday to Friday | 23-Jun-14 | Monday-Friday morning peak period | | | | | | | | Monday-Friday midday | | | | Monday-Friday afternoon peak period | | | | Monday-Friday early evening | | | | Monday-Friday late evening | | | | | | | | | | | | | | | | | | | | | | | | | |
| 25 Pape Stn – Steeles | 32.70 | LF | 30 | 3 ' 40 " | 107 | 3 | 18.3 | LF | 18 | 6 ' 00 " | 105 | 3 | 18.7 | LF | 30 | 4 ' 10 " | 123 | 2 | 16.0 | LF | 14 | 7 ' 00 " | 97 | 1 | 20.2 | LF | 9 | 9 ' 40 " | 86 | 1 | 22.8 | 440a | 520a | 149a | 111a | | | | | | | | | | | | |
| Saturday | 13-Oct-12 | Saturday early morning | | | | | | | | Saturday morning | | | | Saturday afternoon | | | | Saturday early evening | | | | Saturday late evening | | | | | | | | | | | | | | | | | | | | | | | | | |
| 25 Pape Stn – Steeles | 32.70 | LF | 9 | 10 ' 00 " | 90 | 0 | 21.8 | LF | 19 | 5 ' 30 " | 102 | 3 | 19.2 | LF | 19 | 5 ' 30 " | 102 | 3 | 19.2 | LF | 9 | 10 ' 00 " | 84 | 6 | 23.4 | LF | 9 | 10 ' 00 " | 84 | 6 | 23.4 | 440a | 520a | 149a | 110a | | | | | | | | | | | | |
| Sunday | 02-Sep-12 | Sunday early morning | | | | | | | | Sunday morning | | | | Sunday afternoon | | | | Sunday early evening | | | | Sunday late evening | | | | | | | | | | | | | | | | | | | | | | | | | |
| 25 Pape Stn – Steeles | 32.70 | LF | 3 | 30 ' 00 " | 90 | 0 | 21.8 | LF | 12 | 8 ' 30 " | 98 | 4 | 20.0 | LF | 18 | 5 ' 40 " | 98 | 4 | 20.0 | LF | 8 | 10 ' 00 " | 80 | 0 | 24.5 | LF | 7 | 12 ' 00 " | 80 | 4 | 24.5 | 440a | 520a | 149a | 110a | | | | | | | | | | | | |
| 303 DON MILLS | Egl | | | | | | | | | | | | | | | | | | | | | | | | | | | | | | | | | | | | | | | | | | | | | | |
| Overnight, 7 days a week | 04-Sep-05 | Monday-Friday overnight | | | | | | | | Saturday overnight | | | | Sunday overnight | | | | | | | | | | | | | | | | | | | | | | | | | | | | | | | | | |
| 303 Steeles – Queen via Broadview | 47.04 | LF | 3 | 30 ' 00 " | 90 | 0 | 31.4 | LF | 3 | 30 ' 00 " | 90 | 0 | 31.4 | LF | 3 | 30 ' 00 " | 90 | 0 | 31.4 | | | | | | | | | | | | | | | | | | | | | | | | | | | | |
| 108 DOWNSVIEW | Arw | | | | | | | | | | | | | | | | | | | | | | | | | | | | | | | | | | | | | | | | | | | | | | |
| Monday to Friday | 23-Jun-14 | Monday-Friday morning peak period | | | | | | | | Monday-Friday midday | | | | Monday-Friday afternoon peak period | | | | Monday-Friday early evening | | | | Monday-Friday late evening | | | | | | | | | | | | | | | | | | | | | | | | | |
| 108A Downsview Stn – Jane via Grandravine | 15.26 | LF | 4 | 13 ' 00 " | 50 | 2 | 18.3 | LF | 2.5 | 18 ' 00 " | 43 | 2 | 21.3 | LF | 3 | 16 ' 00 " | 48 | 0 | 19.1 | LF | 2.5 | 18 ' 00 " | 43 | 2 | 21.3 | LF | 1.5 | 30 ' 00 " | 41 | 4 | 22.3 | 624a | 559a | 105a | 106a | | | | | | | | | | | | |
| 108B Downsview Stn – Jane via Arleta | 16.91 | LF | 4 | 13 ' 00 " | 50 | 2 | 20.3 | LF | 2.5 | 18 ' 00 " | 43 | 2 | 23.6 | LF | 3 | 16 ' 00 " | 48 | 0 | 21.1 | LF | 2.5 | 18 ' 00 " | 43 | 2 | 23.6 | LF | 1.5 | 30 ' 00 " | 41 | 4 | 24.7 | 612a | 545a | 1245a | 1251a | | | | | | | | | | | | |
| Combined/Average | | | 8 | 6 ' 30 " | | | | | 5 | 9 ' 00 " | | | | | 6 | 8 ' 00 " | | | | 5 | 9 ' 00 " | | | | | | 3 | 15 ' 00 " | | | | | | | | | | | | | | | | | | | |
| Saturday | 28-Jun-13 | Saturday early morning | | | | | | | | Saturday morning | | | | Saturday afternoon | | | | Saturday early evening | | | | Saturday late evening | | | | | | | | | | | | | | | | | | | | | | | | | |
| 108A Downsview Stn – Jane via Grandravine | 15.26 | LF | 1.5 | 30 ' 00 " | 40 | 5 | 22.9 | LF | 2 | 24 ' 00 " | 43 | 5 | 21.3 | LF | 3 | 15 ' 00 " | 44 | 1 | 20.8 | LF | 1.5 | 30 ' 00 " | 40 | 5 | 22.9 | LF | 1.5 | 30 ' 00 " | 40 | 5 | 22.9 | 600a | 630a | 1245a | 1250a | | | | | | | | | | | | |
| 108B Downsview Stn – Jane via Arleta | 16.91 | LF | 1.5 | 30 ' 00 " | 40 | 5 | 25.4 | LF | 2 | 24 ' 00 " | 43 | 5 | 23.6 | LF | 3 | 15 ' 00 " | 44 | 1 | 23.1 | LF | 1.5 | 30 ' 00 " | 40 | 5 | 25.4 | LF | 1.5 | 30 ' 00 " | 40 | 5 | 25.4 | 545a | 615a | 105a | 105a | | | | | | | | | | | | |
| Combined/Average | | | 3 | 15 ' 00 " | | | | | 4 | 12 ' 00 " | | | | | 6 | 7 ' 30 " | | | | 3 | 15 ' 00 " | | | | | | 3 | 15 ' 00 " | | | | | | | | | | | | | | | | | | | |
| Sunday | 22-Jun-14 | Sunday morning | | | | | | | | Sunday afternoon | | | | Sunday early evening | | | | Sunday late evening | | | | | | | | | | | | | | | | | | | | | | | | | | | | | |
| 108A Downsview Stn – Jane via Grandravine | 15.26 | | | | | | | LF | 1.5 | 30 ' 00 " | 40 | 5 | 22.9 | LF | 2.5 | 18 ' 00 " | 44 | 1 | 20.8 | LF | 1.5 | 30 ' 00 " | 40 | 5 | 22.9 | | | | | | | 912a | 905a | 936p | 956p | | | | | | | | | | | | |
| 108B Downsview Stn – Jane via Arleta | 16.91 | | | | | | | LF | 1.5 | 30 ' 00 " | 40 | 5 | 25.4 | LF | 2.5 | 18 ' 00 " | 44 | 1 | 23.1 | LF | 1.5 | 30 ' 00 " | 40 | 5 | 25.4 | LF | 2 | 20 ' 00 " | 40 | 0 | 25.4 | 830a | 825a | 105a | 105a | | | | | | | | | | | | |
| Combined/Average | | | | | | | | | 3 | 15 ' 00 " | | | | | 5 | 9 ' 00 " | | | | 3 | 15 ' 00 " | | | | | | 2 | 20 ' 00 " | | | | | | | | | | | | | | | | | | | |
| 101 DOWNSVIEW PARK | Arw | | | | | | | | | | | | | | | | | | | | | | | | | | | | | | | | | | | | | | | | | | | | | | |
| Monday to Friday | 12-May-14 | Monday-Friday morning peak period | | | | | | | | Monday-Friday midday | | | | Monday-Friday afternoon peak period | | | | Monday-Friday early evening | | | | | | | | | | | | | | | | | | | | | | | | | | | | | |
| 101 Downsview Stn – Downsview Park | 5.64 | LF | 1 | 20 ' 00 " | 20 | 0 | 16.9 | LF | 1 | 20 ' 00 " | 20 | 0 | 16.9 | LF | 1 | 20 ' 00 " | 20 | 0 | 16.9 | LF | 1 | 20 ' 00 " | 20 | 0 | 16.9 | | | | | | | 600a | 610a | 1000p | 1010p | | | | | | | | | | | | |
| Saturday | 25-Jun-11 | Saturday morning | | | | | | | | Saturday afternoon | | | | Saturday early evening | | | | | | | | | | | | | | | | | | | | | | | | | | | | | | | | | |
| 101 Downsview Stn – Downsview Park | 5.64 | | | | | | | LF | 1 | 20 ' 00 " | 20 | 0 | 16.9 | LF | 1 | 20 ' 00 " | 20 | 0 | 16.9 | LF | 1 | 20 ' 00 " | 20 | 0 | 16.9 | | | | | | | 900a | 910a | 1000p | 1010p | | | | | | | | | | | | |
| Sunday | 19-Jun-11 | Sunday morning | | | | | | | | Sunday afternoon | | | | Sunday early evening | | | | | | | | | | | | | | | | | | | | | | | | | | | | | | | | | |
| 101 Downsview Stn – Downsview Park | 5.64 | | | | | | | LF | 1 | 20 ' 00 " | 20 | 0 | 16.9 | LF | 1 | 20 ' 00 " | 20 | 0 | 16.9 | LF | 1 | 20 ' 00 " | 20 | 0 | 16.9 | | | | | | | 940a | 950a | 1000p | 1010p | | | | | | | | | | | | |
| 142 DOWNTOWN/ AVENUE RD EXPRESS | Wil | | | | | | | | | | | | | | | | | | | | | | | | | | | | | | | | | | | | | | | | | | | | | | |
| Monday to Friday | 23-Jun-14 | Monday-Friday morning peak period | | | | | | | | Monday-Friday afternoon peak period | | | | | | | | | | | | | | | | | | | | | | | | | | | | | | | | | | | | | |
| 142 Downtown – Highway 401 | 24.41 | LF | 3 | 30 ' 00 " | 90 | 0 | 16.3 | | | | | | | LF | 3 | 30 ' 00 " | 90 | 0 | 16.3 | | | | | | | | | | | | | | 705a | 630a | 740a | 830a | | | | | | | | | | | |
| | | | | | | | | | | | | | | | | | | | | | | | | | | | | | | | | 400p | 442p | 630p | 542p | | | | | | | | | | | | |
| 143 DOWNTOWN/ BEACH EXPRESS | Bir | | | | | | | | | | | | | | | | | | | | | | | | | | | | | | | | | | | | | | | | | | | | | | |
| Monday to Friday | 12-May-14 | Monday-Friday morning peak period | | | | | | | | Monday-Friday afternoon peak period | | | | | | | | | | | | | | | | | | | | | | | | | | | | | | | | | | | | | |
| 143 Downtown – Neville Park | 20.37 | LF | 4 | Nine WB trips | | | | | | | | | | LF | 4 | Eight EB trips | | | | | | | | | | | | | | | | | 700a | 410p | 900a | 630p | | | | | | | | | | | |



SERVICE SUMMARY

June 22 to July 19, 2014

| Route | RT dist (km) and date of last change | Veh type | No. of Veh | Service interval | Run time (min) | Term time (min) | Avg spd (km/h) | Veh type | No. of Veh | Service interval | Run time (min) | Term time (min) | Avg spd (km/h) | Veh type | No. of Veh | Service interval | Run time (min) | Term time (min) | Avg spd (km/h) | Veh type | No. of Veh | Service interval | Run time (min) | Term time (min) | Avg spd (km/h) | Veh type | No. of Veh | Service interval | Run time (min) | Term time (min) | Avg spd (km/h) | First dep NB or WB | First dep SB or EB | Last dep NB or WB | Last dep SB or EB | | |
|---|--------------------------------------|---|-----------------------------------|------------------|----------------|-----------------|----------------|----------|-------------------------------------|------------------|----------------|-----------------|----------------|-----------|-------------------------------------|------------------|----------------|-----------------|----------------|----------|-----------------------------|------------------|----------------|-----------------|----------------|----------|----------------------------|------------------|----------------|-----------------|----------------|--------------------|--------------------|-------------------|-------------------|------|--|
| 144 DOWNTOWN/ DON VALLEY EXPRESS | Egl | | | | | | | | | | | | | | | | | | | | | | | | | | | | | | | | | | | | |
| Monday to Friday | 04-Jan-10 | | Monday-Friday morning peak period | | | | | | Monday-Friday afternoon peak period | | | | | | | | | | | | | | | | | | | | | | | | | | | | |
| 144 Downtown – Wynford and Underhill | 39.75 | | | | | | | | | | | | | LF | 4 | | | | | | | | | | | | | | | | | | | 410p | | 640p | |
| 144A Underhill – Downtown | 41.02 | LF | 5 | | | | | | | | | | | | | | | | | | | | | | | | | | | | | | | | | | |
| 144B Wynford – Downtown | 32.19 | LF | 4 | | | | | | | | | | | | | | | | | | | | | | | | | | | | | | | | | | |
| Combined/Average | | | 9 | | | | | | | | | | | | 4 | | | | | | | | | | | | | | | | | | | | | | |
| 145 DOWNTOWN/ HUMBER BAY EXPRESS | Qsy | | | | | | | | | | | | | | | | | | | | | | | | | | | | | | | | | | | | |
| Monday to Friday | 22-Nov-10 | | Monday-Friday morning peak period | | | | | | Monday-Friday afternoon peak period | | | | | | | | | | | | | | | | | | | | | | | | | | | | |
| 145 Kipling – Downtown | 28.81 | LF | | | | | | | | | | | | LF | | | | | | | | | | | | | | | | | | | | | | | |
| 145A Royal York – Downtown | 27.85 | LF | | | | | | | | | | | | LF | | | | | | | | | | | | | | | | | | | | | | | |
| Combined/Average | | | 3 | | | | | | | | | | | 3 | | | | | | | | | | | | | | | | | | | | | | | |
| 141 DOWNTOWN/ MT PLEASANT EXPRESS | MtD | | | | | | | | | | | | | | | | | | | | | | | | | | | | | | | | | | | | |
| Monday to Friday | 04-Sep-12 | | Monday-Friday morning peak period | | | | | | Monday-Friday afternoon peak period | | | | | | | | | | | | | | | | | | | | | | | | | | | | |
| 141 Downtown – Eglinton | 20.12 | LF | 3 | | | | | | | | | | | LF | 2 | | | | | | | | | | | | | | | | | | | | | | |
| 502 DOWNTOWNER and 503 KINGSTON RD | Bir/Egl | Buses replace streetcars during TTC Trackwork at Queen & Broadview. | | | | | | | | | | | | | | | | | | | | | | | | | | | | | | | | | | | |
| Monday to Friday | 23-Jun-14 | | Monday-Friday morning peak period | | | | | | Monday-Friday midday | | | | | | Monday-Friday afternoon peak period | | | | | | | | | | | | | | | | | | | | | | |
| 502 McCaul – Victoria Park | 18.76 | LF | 10 | 10 ' 00 " | 93 | 7 | 12.1 | LF | 7 | 14 ' 00 " | 93 | 5 | 12.1 | LF | 10 | 10 ' 00 " | 93 | 7 | 12.1 | | | | | | | | | | | | | | | | | | |
| 503 York – Victoria Park | 17.94 | LF | 8 | 10 ' 00 " | 78 | 2 | 13.8 | | | | | | | LF | 8 | 10 ' 00 " | 78 | 2 | 13.8 | | | | | | | | | | | | | | | | | | |
| Combined/Average | | | 18 | 5 ' 00 " | | | | | 7 | 14 ' 00 " | | | | 18 | 5 ' 00 " | | | | | | | | | | | | | | | | | | | | | | |
| Evening and weekend service on Kingston Road provided by 22 COXWELL. Overnight service on Kingston Road provided by 322 COXWELL. | | | | | | | | | | | | | | | | | | | | | | | | | | | | | | | | | | | | | |
| 125 DREWRY | Wil | | | | | | | | | | | | | | | | | | | | | | | | | | | | | | | | | | | | |
| Monday to Friday | 23-Jun-14 | | Monday-Friday morning peak period | | | | | | Monday-Friday midday | | | | | | Monday-Friday afternoon peak period | | | | | | Monday-Friday early evening | | | | | | Monday-Friday late evening | | | | | | | | | | |
| 125 Finch Stn – Bathurst (Torresdale) | 7.92 | LF | 4 | 7 ' 30 " | 30 | 0 | 15.8 | LF | 1 | 30 ' 00 " | 28 | 2 | 17.0 | LF | 3 | 10 ' 00 " | 30 | 0 | 15.8 | LF | 2 | 15 ' 00 " | 25 | 5 | 19.0 | LF | 1 | 30 ' 00 " | 25 | 5 | 19.0 | | | | | | |
| Saturday | 13-Oct-10 | | Saturday early morning | | | | | | Saturday morning | | | | | | Saturday afternoon | | | | | | Saturday early evening | | | | | | Saturday late evening | | | | | | | | | | |
| 125 Finch Stn – Bathurst (Torresdale) | 7.92 | LF | 1 | 30 ' 00 " | 25 | 5 | 19.0 | LF | 2 | 15 ' 00 " | 28 | 2 | 17.0 | LF | 2 | 15 ' 00 " | 28 | 2 | 17.0 | LF | 1 | 30 ' 00 " | 25 | 5 | 19.0 | LF | 1 | 30 ' 00 " | 25 | 5 | 19.0 | | | | | | |
| Sunday | 03-Jan-10 | | Sunday morning | | | | | | Sunday afternoon | | | | | | Sunday early evening | | | | | | Sunday late evening | | | | | | | | | | | | | | | | |
| 125 Finch Stn – Bathurst (Torresdale) | 7.92 | | | | | | | LF | 1 | 30 ' 00 " | 28 | 2 | 17.0 | LF | 1 | 30 ' 00 " | 28 | 2 | 17.0 | LF | 1 | 30 ' 00 " | 25 | 5 | 19.0 | LF | 1 | 30 ' 00 " | 25 | 5 | 19.0 | | | | | | |



SERVICE SUMMARY

June 22 to July 19, 2014

| Route | RT dist (km) and date of last change | Veh type | No. of Veh | Service interval | Run time (min) | Term time (min) | Avg spd (km/h) | Veh type | No. of Veh | Service interval | Run time (min) | Term time (min) | Avg spd (km/h) | Veh type | No. of Veh | Service interval | Run time (min) | Term time (min) | Avg spd (km/h) | Veh type | No. of Veh | Service interval | Run time (min) | Term time (min) | Avg spd (km/h) | Veh type | No. of Veh | Service interval | Run time (min) | Term time (min) | Avg spd (km/h) | First dep NB or WB | First dep SB or EB | Last dep NB or WB | Last dep SB or EB | |
|--|--------------------------------------|--|------------|------------------|----------------|-----------------|----------------|----------|----------------------|------------------|----------------|-----------------|----------------|-----------|------------------|-------------------------------------|----------------|-----------------|----------------|-----------|------------------|------------------|-----------------------------|-----------------|----------------|----------|------------|------------------|----------------|----------------------------|----------------|--------------------|--------------------|-------------------|-------------------|-------|
| 29 DUFFERIN | Wil | Due to City Water Main Construction, southbound buses are diverted between College and Queen. <i>Italicised branch names are for internal use only</i> | | | | | | | | | | | | | | | | | | | | | | | | | | | | | | | | | | |
| Monday to Friday | 23-Jun-14 | Monday-Friday morning peak period | | | | | | | Monday-Friday midday | | | | | | | Monday-Friday afternoon peak period | | | | | | | Monday-Friday early evening | | | | | | | Monday-Friday late evening | | | | | | |
| <i>29 Wilson Stn-Exhibition (Dufferin Gate)</i> | 25.70 | | | | | | | Artic | 14 | 8 ' 00 " | 106 | 6 | 14.5 | | | | | | | | | | | | | | | | | | 822a | 846a | 256p | 337p | | |
| <i>29 To Exhibition (Dufferin Gate)</i> | | | | | | | | | | | | | | | | | | | | | | | | | | | | | | | | | | | | |
| <i>29 To Wilson Stn</i> | | | | | | | | | | | | | | | | | | | | | | | | | | | | | | | | | | | | |
| <i>29B Tycos Dr - Exhibition (Dufferin Gate)</i> | 19.16 | Artic | 11 | 7 ' 00 " | 71 | 6 | 16.2 | | | | | | Artic | 12 | 7 ' 10 " | 83 | 3 | 13.9 | | | | | | | | | | | | | | 636a | 647a | 815a | 853a | |
| <i>29B To Tycos</i> | | | | | | | | | | | | | | | | | | | | | | | | | | | | | | | | | | | | |
| <i>29C Wilson Stn-Exhibition (Princes' Gate)</i> | 29.25 | Artic | 16 | 7 ' 00 " | 108 | 4 | 16.3 | Artic | 15 | 8 ' 00 " | 113 | 7 | 15.5 | Artic | 17 | 7 ' 10 " | 115 | 7 | 15.3 | Artic | 20 | 5 ' 00 " | 94 | 6 | 18.7 | Artic | 10 | 8 ' 00 " | 77 | 3 | 22.8 | 527a | 445a | 155a | 137a | |
| <i>29C To Exhibition (Princes' Gate)</i> | | | | | | | | | | | | | | | | | | | | | | | | | | | | | | | | | | | | |
| <i>29 To Wilson Stn</i> | | | | | | | | | | | | | | | | | | | | | | | | | | | | | | | | | | | | |
| Combined/Average | | | 27 | 3 ' 30 " | | | | | 29 | 4 ' 00 " | | | | 29 | 3 ' 35 " | | | | | 20 | 5 ' 00 " | | | | | | 10 | 8 ' 00 " | | | | | | | | |
| Saturday | 28-Jun-14 | Saturday early morning | | | | | | | Saturday morning | | | | | | | Saturday afternoon | | | | | | | Saturday early evening | | | | | | | Saturday late evening | | | | | | |
| <i>29 Wilson Stn-Exhibition (Dufferin Gate)</i> | 25.70 | | | | | | | Artic | 11 | 10 ' 30 " | 109 | 7 | 14.1 | Artic | 19 | 6 ' 00 " | 111 | 3 | 13.9 | | | | | | | | | | | | | 843a | 756a | 734p | 644p | |
| <i>29 To Exhibition (Dufferin Gate)</i> | | | | | | | | | | | | | | | | | | | | | | | | | | | | | | | | | | | | |
| <i>29 To Wilson Stn</i> | | | | | | | | | | | | | | | | | | | | | | | | | | | | | | | | | | | | |
| <i>29C Wilson Stn-Exhibition (Princes' Gate)</i> | 29.25 | Artic | 12 | 7 ' 45 " | 89 | 4 | 19.7 | Artic | 12 | 10 ' 30 " | 120 | 6 | 14.6 | Artic | 21 | 6 ' 00 " | 122 | 4 | 14.4 | Artic | 12 | 8 ' 15 " | 94 | 5 | 18.7 | Artic | 8 | 10 ' 30 " | 82 | 2 | 21.4 | 525a | 500a | 206a | 143a | |
| <i>29C To Exhibition (Princes' Gate)</i> | | | | | | | | | | | | | | | | | | | | | | | | | | | | | | | | | | | | |
| <i>29 To Wilson Stn</i> | | | | | | | | | | | | | | | | | | | | | | | | | | | | | | | | | | | | |
| Combined/Average | | | 12 | 7 ' 45 " | | | | | 23 | 5 ' 15 " | | | | 40 | 3 ' 00 " | | | | | 12 | 8 ' 15 " | | | | | | 8 | 10 ' 30 " | | | | | | | | |
| Sunday | 22-Jun-14 | Sunday early morning | | | | | | | Sunday morning | | | | | | | Sunday afternoon | | | | | | | Sunday early evening | | | | | | | Sunday late evening | | | | | | |
| <i>29 Wilson Stn-Exhibition (Dufferin Gate)</i> | 25.70 | | | | | | | Lift | 10 | 10 ' 00 " | 97 | 3 | 15.9 | Lift | 16 | 6 ' 15 " | 97 | 3 | 15.9 | | | | | | | | | | | | | 909a | 830a | 727p | 646p | |
| <i>29 To Exhibition (Dufferin Gate)</i> | | | | | | | | | | | | | | | | | | | | | | | | | | | | | | | | | | | | |
| <i>29 To Wilson Stn</i> | | | | | | | | | | | | | | | | | | | | | | | | | | | | | | | | | | | | |
| <i>29C Wilson Stn-Exhibition (Princes' Gate)</i> | 29.25 | Lift | 8 | 10 ' 00 " | 76 | 4 | 23.1 | Lift | 11 | 10 ' 00 " | 107 | 3 | 16.4 | Lift | 18 | 6 ' 15 " | 107 | 6 | 16.4 | Lift | 9 | 10 ' 00 " | 86 | 4 | 20.4 | Lift | 8 | 10 ' 00 " | 80 | 0 | 21.9 | 545a | 505a | 148a | 146a | |
| <i>29C To Exhibition (Princes' Gate)</i> | | | | | | | | | | | | | | | | | | | | | | | | | | | | | | | | | | | | |
| <i>29 To Wilson Stn</i> | | | | | | | | | | | | | | | | | | | | | | | | | | | | | | | | | | | | |
| Combined/Average | | | 8 | 10 ' 00 " | | | | | 21 | 5 ' 00 " | | | | 34 | 3 ' 08 " | | | | | 9 | 10 ' 00 " | | | | | | 8 | 10 ' 00 " | | | | | | | | |
| 329 DUFFERIN | Wil | Overnight, 7 days a week | | | | | | | | | | | | | | | | | | | | | | | | | | | | | | | | | | |
| Overnight, 7 days a week | 30-Mar-14 | Monday-Friday overnight | | | | | | | Saturday overnight | | | | | | | Sunday overnight | | | | | | | | | | | | | | | | | | | | |
| <i>329 Wilson Stn - Exhibition</i> | 29.25 | LF | 3 | 30 ' 00 " | 77 | 13 | 22.8 | LF | 3 | 30 ' 00 " | 77 | 13 | 22.8 | LF | 3 | 30 ' 00 " | 77 | 13 | 22.8 | | | | | | | | | | | | | | | | | |
| 105 DUFFERIN NORTH | Wil | Service outside Toronto north of Steeles Avenue is provided under contract to York Region. | | | | | | | | | | | | | | | | | | | | | | | | | | | | | | | | | | |
| Monday to Friday | 23-Jun-14 | Monday-Friday morning peak period | | | | | | | Monday-Friday midday | | | | | | | Monday-Friday afternoon peak period | | | | | | | Monday-Friday early evening | | | | | | | Monday-Friday late evening | | | | | | |
| <i>105A Downsview Stn - Rutherford</i> | 23.58 | LF | 2.5 | 28 ' 00 " | 61 | 9 | 23.2 | LF | 2 | 30 ' 00 " | 54 | 6 | 26.2 | LF | 3.5 | 24 ' 00 " | 75 | 9 | 18.9 | LF | 2 | 30 ' 00 " | 55 | 5 | 25.7 | | | | | | | 600a | 527a | 1100p | 1131p | |
| <i>105B Downsview Stn - Major Mackenzie</i> | 27.93 | LF | 2.5 | 28 ' 00 " | 69 | 1 | 24.3 | | | | | | | LF | 3.5 | 24 ' 00 " | 83 | 1 | 20.2 | | | | | | | | | | | | | 634a | 707a | 618p | 702p | |
| <i>105C Downsview Stn - Steeles</i> | 9.93 | | | | | | | LF | 1 | 30 ' 00 " | 25 | 5 | 23.8 | | | | | | | LF | 1 | 30 ' 00 " | 28 | 2 | 21.3 | LF | 1 | 30 ' 00 " | 30 | 0 | 19.9 | 919a | 1005a | 215p | 331p | |
| <i>105C To Exhibition (Princes' Gate)</i> | | | | | | | | | | | | | | | | | | | | | | | | | | | | | | | | | | | | |
| Combined/Average | | | 5 | 14 ' 00 " | | | | | 3 | 15 ' 00 " | | | | 7 | 12 ' 00 " | | | | | 3 | 15 ' 00 " | | | | | | 1 | 30 ' 00 " | | | | | | | | |
| Saturday | 28-Jun-14 | Saturday early morning | | | | | | | Saturday morning | | | | | | | Saturday afternoon | | | | | | | Saturday early evening | | | | | | | Saturday late evening | | | | | | |
| <i>105A Downsview Stn - Rutherford</i> | 23.58 | LF | 2 | 30 ' 00 " | 55 | 5 | 25.7 | LF | 2 | 30 ' 00 " | 55 | 5 | 25.7 | LF | 2 | 30 ' 00 " | 55 | 5 | 25.7 | LF | 2 | 30 ' 00 " | 55 | 5 | 25.7 | | | | | | | 601a | 531a | 1000p | 1031p | |
| <i>105C Downsview Stn - Steeles</i> | 9.93 | | | | | | | LF | 1 | 30 ' 00 " | 28 | 2 | 21.3 | LF | 1 | 30 ' 00 " | 28 | 2 | 21.3 | | | | | | | LF | 1 | 30 ' 00 " | 30 | 0 | 19.9 | 915a | 930a | 645p | 601a | |
| <i>105C To Exhibition (Princes' Gate)</i> | | | | | | | | | | | | | | | | | | | | | | | | | | | | | | | | | | | | |
| Combined/Average | | | 2 | 30 ' 00 " | | | | | 3 | 15 ' 00 " | | | | 3 | 15 ' 00 " | | | | | 2 | 30 ' 00 " | | | | | | 1 | 30 ' 00 " | | | | | | | | |
| Sunday | 22-Jun-14 | | | | | | | | Sunday morning | | | | | | | Sunday afternoon | | | | | | | Sunday early evening | | | | | | | | | | | | | |
| <i>105A Downsview Stn - Rutherford</i> | 23.58 | | | | | | | LF | 2 | 30 ' 00 " | 55 | 5 | 25.7 | LF | 2 | 30 ' 00 " | 55 | 5 | 25.7 | LF | 2 | 30 ' 00 " | 55 | 5 | 25.7 | | | | | | | | 900a | 831a | 1000p | 1031p |



SERVICE SUMMARY

June 22 to July 19, 2014

| Route | RT dist (km) and date of last change | Veh type | No. of Veh | Service interval | Run time (min) | Term time (min) | Avg spd (km/h) | Veh type | No. of Veh | Service interval | Run time (min) | Term time (min) | Avg spd (km/h) | Veh type | No. of Veh | Service interval | Run time (min) | Term time (min) | Avg spd (km/h) | Veh type | No. of Veh | Service interval | Run time (min) | Term time (min) | Avg spd (km/h) | Veh type | No. of Veh | Service interval | Run time (min) | Term time (min) | Avg spd (km/h) | First dep NB or WB | First dep SB or EB | Last dep NB or WB | Last dep SB or EB | | | |
|--|--------------------------------------|--|------------|------------------|----------------|-----------------|----------------|----------|----------------------|------------------|----------------|-----------------|----------------|----------|------------|-------------------------------------|----------------|-----------------|----------------|----------|------------|------------------|-----------------------------|-----------------|----------------|----------|------------|------------------|----------------|----------------------------|----------------|--------------------|--------------------|-------------------|-------------------|--|--|--|
| 505 DUNDAS | Ron/Rus | Russell Carhouse access via Gerrard and Coxwell during TTC Trackwork at Queen & Broadview. | | | | | | | | | | | | | | | | | | | | | | | | | | | | | | | | | | | | |
| Monday to Friday | 23-Jun-14 | Monday-Friday morning peak period | | | | | | | Monday-Friday midday | | | | | | | Monday-Friday afternoon peak period | | | | | | | Monday-Friday early evening | | | | | | | Monday-Friday late evening | | | | | | | | |
| 505 Dundas West Stn – Broadview Stn | 21.47 | CLRV | 17 | 5 ' 50 " | 94 | 5 | 13.7 | CLRV | 16 | 6 ' 30 " | 96 | 8 | 13.4 | CLRV | 20 | 5 ' 20 " | 100 | 7 | 12.9 | CLRV | 11 | 8 ' 00 " | 83 | 5 | 15.5 | CLRV | 7 | 12 ' 00 " | 78 | 6 | 16.5 | 520a | 520a | 1253a | 1249a | | | |
| Saturday | 17-May-14 | Saturday early morning | | | | | | | Saturday morning | | | | | | | Saturday afternoon | | | | | | | Saturday early evening | | | | | | | Saturday late evening | | | | | | | | |
| 505 Dundas West Stn – Broadview Stn | 21.47 | CLRV | 9 | 10 ' 00 " | 84 | 6 | 15.3 | CLRV | 16 | 6 ' 45 " | 104 | 4 | 12.4 | CLRV | 25 | 4 ' 40 " | 105 | 12 | 12.3 | CLRV | 8 | 12 ' 00 " | 91 | 5 | 14.2 | CLRV | 7 | 12 ' 00 " | 78 | 6 | 16.5 | 527a | 536a | 1251a | 1251a | | | |
| Sunday | 11-May-14 | Sunday early morning | | | | | | | Sunday morning | | | | | | | Sunday afternoon | | | | | | | Sunday early evening | | | | | | | Sunday late evening | | | | | | | | |
| 505 Dundas West Stn – Broadview Stn | 21.47 | CLRV | 4 | 20 ' 00 " | 80 | 0 | 16.1 | CLRV | 12 | 8 ' 00 " | 92 | 4 | 14.0 | CLRV | 18 | 5 ' 40 " | 94 | 8 | 13.7 | CLRV | 8 | 12 ' 00 " | 91 | 5 | 14.2 | CLRV | 6 | 14 ' 00 " | 78 | 6 | 16.5 | 530a | 530a | 1246a | 1249a | | | |
| 26 DUPONT | Qsy | | | | | | | | | | | | | | | | | | | | | | | | | | | | | | | | | | | | | |
| Monday to Friday | 23-Jun-14 | Monday-Friday morning peak period | | | | | | | Monday-Friday midday | | | | | | | Monday-Friday afternoon peak period | | | | | | | Monday-Friday early evening | | | | | | | | | | | | | | | |
| 26 St George Stn – Jane Stn | 19.09 | LF | 5 | 16 ' 00 " | 75 | 5 | 15.3 | LF | 4 | 20 ' 00 " | 68 | 12 | 16.8 | LF | 5 | 17 ' 00 " | 80 | 5 | 14.3 | LF | 3 | 20 ' 00 " | 60 | 0 | 19.1 | | | | | | | | | | | | | |
| Saturday | 23-Feb-13 | Saturday early morning | | | | | | | Saturday morning | | | | | | | Saturday afternoon | | | | | | | Saturday early evening | | | | | | | | | | | | | | | |
| 26 St George Stn – Jane Stn | 19.09 | LF | 2 | 30 ' 00 " | 60 | 0 | 19.1 | LF | 3 | 24 ' 00 " | 72 | 0 | 15.9 | LF | 3 | 24 ' 00 " | 72 | 0 | 15.9 | LF | 3 | 24 ' 00 " | 72 | 0 | 15.9 | | | | | | | | | | | | | |
| Sunday | 17-Feb-13 | Sunday early morning | | | | | | | Sunday morning | | | | | | | Sunday afternoon | | | | | | | Sunday early evening | | | | | | | | | | | | | | | |
| 26 St George Stn – Jane Stn | 19.09 | LF | 2 | 30 ' 00 " | 60 | 0 | 19.1 | LF | 2 | 30 ' 00 " | 60 | 0 | 19.1 | LF | 2 | 30 ' 00 " | 60 | 0 | 19.1 | LF | 2 | 30 ' 00 " | 60 | 0 | 19.1 | | | | | | | | | | | | | |
| 111 EAST MALL | Qsy | | | | | | | | | | | | | | | | | | | | | | | | | | | | | | | | | | | | | |
| Monday to Friday | 23-Jun-14 | Monday-Friday morning peak period | | | | | | | Monday-Friday midday | | | | | | | Monday-Friday afternoon peak period | | | | | | | Monday-Friday early evening | | | | | | | Monday-Friday late evening | | | | | | | | |
| 111 Kipling Stn – Eglinton | 17.93 | LF | 4 | 12 ' 00 " | 46 | 2 | 23.4 | LF | 5 | 10 ' 00 " | 46 | 4 | 23.4 | LF | 6 | 9 ' 00 " | 49 | 5 | 22.0 | LF | 4 | 12 ' 00 " | 45 | 3 | 23.9 | LF | 2 | 20 ' 00 " | 36 | 4 | 29.9 | 525a | 510a | 120a | 103a | | | |
| Saturday | 20-Feb-10 | Saturday early morning | | | | | | | Saturday morning | | | | | | | Saturday afternoon | | | | | | | Saturday early evening | | | | | | | Saturday late evening | | | | | | | | |
| 111 Kipling Stn – Eglinton | 17.93 | LF | 2 | 20 ' 00 " | 40 | 0 | 26.9 | LF | 3.5 | 15 ' 00 " | 52 | 0 | 20.6 | LF | 5 | 11 ' 00 " | 47 | 8 | 22.9 | LF | 2 | 20 ' 00 " | 39 | 1 | 27.6 | LF | 2 | 20 ' 00 " | 36 | 4 | 29.9 | 551a | 610a | 102a | 1247a | | | |
| | | Alternates trips with 123 SHORNCLIFFE | | | | | | | | | | | | | | | | | | | | | | | | | | | | | | | | | | | | |
| Sunday | 30-Mar-14 | Sunday morning | | | | | | | Sunday afternoon | | | | | | | Sunday early evening | | | | | | | Sunday late evening | | | | | | | | | | | | | | | |
| 111 Kipling Stn – Eglinton | 17.93 | | | | | | | LF | 3 | 15 ' 00 " | 45 | 0 | 23.9 | LF | 4 | 13 ' 00 " | 47 | 5 | 22.9 | LF | 2 | 20 ' 00 " | 39 | 1 | 27.6 | LF | 2 | 20 ' 00 " | 36 | 4 | 29.9 | 820a | 849a | 103a | 1247a | | | |
| 404 EAST YORK COMMUNITY BUS | W-T | | | | | | | | | | | | | | | | | | | | | | | | | | | | | | | | | | | | | |
| Monday to Friday | Mar/05 | Monday-Friday morning peak period | | | | | | | Monday-Friday midday | | | | | | | Monday-Friday afternoon peak period | | | | | | | Monday-Friday early evening | | | | | | | Monday-Friday late evening | | | | | | | | |
| 404 East General Hospital – Shoppers World via Victoria Park Stn | | | | | | | | CB | 1 | 75 ' 00 " | 75 | 0 | | CB | 1 | 75 ' 00 " | 75 | 0 | | | | | | | | | | | | | | | | | | | | |
| 34 EGLINTON EAST | Egl | Additional running time due to Metrolinx Eglinton-Crosstown LRT construction. | | | | | | | | | | | | | | | | | | | | | | | | | | | | | | | | | | | | |
| Monday to Friday | 12-May-14 | Monday-Friday morning peak period | | | | | | | Monday-Friday midday | | | | | | | Monday-Friday afternoon peak period | | | | | | | Monday-Friday early evening | | | | | | | Monday-Friday late evening | | | | | | | | |
| 34 Eglinton Stn – Kennedy Stn | 23.33 | LF | 24 | 4 ' 00 " | 91 | 5 | 15.4 | LF | 12 | 7 ' 45 " | 89 | 4 | 15.7 | LF | 24 | 4 ' 00 " | 93 | 3 | 15.1 | LF | 14 | 6 ' 15 " | 86 | 2 | 16.3 | LF | 5 | 14 ' 00 " | 70 | 0 | 20.0 | 500a | 500a | 210a | 200a | | | |
| Saturday | 17-May-14 | Saturday early morning | | | | | | | Saturday morning | | | | | | | Saturday afternoon | | | | | | | Saturday early evening | | | | | | | Saturday late evening | | | | | | | | |
| 34 Eglinton Stn – Kennedy Stn | 23.33 | LF | 6 | 12 ' 00 " | 72 | 0 | 19.4 | LF | 14 | 6 ' 15 " | 86 | 2 | 16.3 | LF | 14 | 6 ' 15 " | 86 | 2 | 16.3 | LF | 8 | 9 ' 30 " | 74 | 2 | 18.9 | LF | 4 | 15 ' 00 " | 60 | 0 | 23.3 | 501a | 514a | 210a | 200a | | | |
| Sunday | 11-May-14 | Sunday morning | | | | | | | Sunday afternoon | | | | | | | Sunday early evening | | | | | | | Sunday late evening | | | | | | | | | | | | | | | |
| 34 Eglinton Stn – Kennedy Stn | 23.33 | | | | | | | LF | 9 | 9 ' 30 " | 82 | 4 | 17.1 | LF | 10 | 8 ' 30 " | 82 | 3 | 17.1 | LF | 5 | 15 ' 00 " | 74 | 1 | 18.9 | LF | 3 | 20 ' 00 " | 60 | 0 | 23.3 | 702a | 715a | 220a | 150a | | | |
| 305 EGLINTON EAST | Egl | | | | | | | | | | | | | | | | | | | | | | | | | | | | | | | | | | | | | |
| Overnight, 7 days a week | 14-Feb-10 | Monday-Friday overnight | | | | | | | Saturday overnight | | | | | | | Sunday overnight | | | | | | | | | | | | | | | | | | | | | | |
| 305 Eglinton Stn – Rouge Hill GO Stn | 48.20 | LF | 3.5 | 30 ' 00 " | 105 | 0 | 27.5 | LF | 3.5 | 30 ' 00 " | 105 | 0 | 27.5 | LF | 3.5 | 30 ' 00 " | 105 | 0 | 27.5 | | | | | | | | | | | | | | | | | | | |
| | | Alternates trips with 354 LAWRENCE EAST | | | | | | | | | | | | | | | | | | | | | | | | | | | | | | | | | | | | |



SERVICE SUMMARY

June 22 to July 19, 2014

| Route | RT dist (km) and date of last change | Veh type | No. of Veh | Service interval | Run time (min) | Term time (min) | Avg spd (km/h) | Veh type | No. of Veh | Service interval | Run time (min) | Term time (min) | Avg spd (km/h) | Veh type | No. of Veh | Service interval | Run time (min) | Term time (min) | Avg spd (km/h) | Veh type | No. of Veh | Service interval | Run time (min) | Term time (min) | Avg spd (km/h) | Veh type | No. of Veh | Service interval | Run time (min) | Term time (min) | Avg spd (km/h) | First dep NB or WB | First dep SB or EB | Last dep NB or WB | Last dep SB or EB | | | | |
|--|--------------------------------------|-----------|--|------------------|----------------|-----------------|----------------|----------|------------|------------------|----------------|-----------------|-----------------------------------|----------|------------|------------------|----------------|-------------------------------------|----------------|----------|------------|------------------|-----------------------------------|-----------------|----------------|----------|------------|-----------------------------------|----------------|-----------------|----------------|--------------------|--------------------|-------------------|-------------------|------|-------|------|------|
| 32 EGLINTON WEST | | MtD | Running time increase for construction of Eglinton Crosstown LRT. Also see 773 SERVICE RELIEF buses. | | | | | | | | | | | | | | | | | | | | | | | | | | | | | | | | | | | | |
| Monday to Friday | | 23-Jun-14 | Monday-Friday morning peak period | | | | | | | | | | Monday-Friday midday | | | | | Monday-Friday afternoon peak period | | | | | Monday-Friday early evening | | | | | Monday-Friday late evening | | | | | | | | | | | |
| 32A Eglinton Stn – Renforth & Skymark | 34.65 | LF | 26 | 5' 00" | 129 | 1 | 16.1 | LF | 10 | 12' 00" | 118 | 2 | 17.6 | LF | 19 | 7' 00" | 128 | 5 | 16.2 | LF | 13 | 9' 15" | 117 | 4 | 17.8 | LF | 7.5 | 12' 00" | 90 | 0 | 22.0 | 442a | 516a | 908p | 1000p | | | | |
| 32B Eglinton Stn – Renforth | 32.99 | | | | | | | | | | | | | | | | | | | | | | | | | LF | 7.5 | 12' 00" | 90 | 0 | 22.0 | 918p | 1015p | 120a | 115a | | | | |
| 32C Eglinton Stn – Jane & Lawrence via Trethewey | 20.18 | LF | 19 | 5' 00" | 95 | 0 | 12.7 | LF | 8 | 12' 00" | 94 | 2 | 12.9 | LF | 15 | 7' 00" | 99 | 6 | 12.2 | LF | 10 | 9' 15" | 92 | 1 | 13.2 | LF | 6.5 | 12' 00" | 70 | 8 | 17.3 | 547a | 535a | 110a | 130a | | | | |
| 32D Eglinton West Stn – Jane & Emmett | 13.21 | LF | 6 | 10' 00" | 57 | 3 | 13.9 | LF | 5 | 12' 00" | 60 | 0 | 13.2 | LF | 9 | 7' 00" | 61 | 2 | 13.0 | LF | 2 | 30' 00" | 56 | 4 | 14.2 | | | | | | | 630a | 601a | 955p | 957p | | | | |
| Combined/Average | | | 51 | 2' 00" | | | | 23 | 4' 00" | | | | 43 | 2' 20" | | | | | 25 | 4' 00" | | | | | | 14 | 6' 00" | | | | | | | | | | | | |
| Saturday | | 28-Jun-14 | Saturday early morning | | | | | | | | | | Saturday morning | | | | | Saturday afternoon | | | | | Saturday early evening | | | | | Saturday late evening | | | | | | | | | | | |
| 32B Eglinton Stn – Renforth | 32.99 | LF | 6 | 15' 00" | 90 | 0 | 22.0 | LF | 13 | 10' 00" | 127 | 3 | 15.6 | LF | 15 | 9' 00" | 127 | 8 | 15.6 | LF | 6.5 | 16' 00" | 96 | 8 | 20.6 | LF | 6 | 15' 00" | 90 | 0 | 22.0 | 442a | 515a | 120a | 111a | | | | |
| 32C Eglinton Stn – Jane & Lawrence via Trethewey | 20.18 | LF | 5 | 15' 00" | 75 | 0 | 16.1 | LF | 11 | 10' 00" | 106 | 4 | 11.4 | LF | 12 | 9' 00" | 106 | 2 | 11.4 | LF | 4.5 | 16' 00" | 72 | 0 | 16.8 | LF | 5 | 15' 00" | 70 | 5 | 17.3 | 552a | 530a | 110a | 133a | | | | |
| 32D Eglinton West Stn – Jane & Emmett | 13.21 | LF | 2 | 24' 00" | 43 | 5 | 18.4 | LF | 3 | 24' 00" | 72 | 0 | 11.0 | LF | 3 | 24' 00" | 72 | 0 | 11.0 | LF | 2 | 24' 00" | 48 | 0 | 16.5 | | | | | | | 618a | 614a | 1018p | 955p | | | | |
| Combined/Average | | | 13 | 5' 43" | | | | 27 | 4' 08" | | | | 30 | 3' 47" | | | | | 13 | 6' 00" | | | | | | 11 | 7' 30" | | | | | | | | | | | | |
| Sunday | | 22-Jun-14 | Sunday early morning | | | | | | | | | | Sunday morning | | | | | Sunday afternoon | | | | | Sunday early evening | | | | | Sunday late evening | | | | | | | | | | | |
| 32B Eglinton Stn – Renforth | 32.99 | LF | 3.5 | 30' 00" | 90 | 15 | 22.0 | LF | 7 | 15' 00" | 105 | 0 | 18.9 | LF | 10.5 | 11' 00" | 109 | 7 | 18.2 | LF | 5.5 | 18' 00" | 96 | 3 | 20.6 | LF | 4 | 23' 30" | 90 | 4 | 22.0 | 442a | 525a | 103a | 105a | | | | |
| 32C Eglinton Stn – Jane & Lawrence via Trethewey | 20.18 | LF | 2.5 | 30' 00" | 70 | 5 | 17.3 | LF | 6 | 15' 00" | 88 | 2 | 13.8 | LF | 8.5 | 11' 00" | 90 | 4 | 13.5 | LF | 4.5 | 18' 00" | 72 | 9 | 16.8 | LF | 3 | 23' 30" | 70 | 1 | 17.3 | 700a | 740a | 115a | 127a | | | | |
| 32D Eglinton West Stn – Jane & Emmett | 13.21 | | | | | | | LF | 2 | 30' 00" | 54 | 6 | 14.7 | LF | 3 | 20' 00" | 58 | 2 | 13.7 | | | | | | | | | | | | | 900a | 903a | 703p | 714p | | | | |
| Combined/Average | | | 6 | 15' 00" | | | | 15 | 6' 00" | | | | 22 | 4' 19" | | | | | 10 | 9' 00" | | | | | | 7 | 11' 45" | | | | | | | | | | | | |
| 307 EGLINTON WEST | | MtD | | | | | | | | | | | | | | | | | | | | | | | | | | | | | | | | | | | | | |
| Overnight, 7 days a week | | 23-Nov-08 | Monday-Friday overnight | | | | | | | | | | Saturday overnight | | | | | Sunday overnight | | | | | | | | | | | | | | | | | | | | | |
| 307 Eglinton Stn – Pearson Airport | 38.95 | LF | 3 | 30' 00" | 90 | 0 | 26.0 | LF | 3 | 30' 00" | 90 | 0 | 26.0 | LF | 3 | 30' 00" | 90 | 0 | 26.0 | | | | | | | | | | | | | | | | | | | | |
| 405 ETOBICOKE COMMUNITY BUS | | W-T | | | | | | | | | | | | | | | | | | | | | | | | | | | | | | | | | | | | | |
| Monday to Friday | | 24-Oct-05 | | | | | | | | | | | Monday-Friday midday | | | | | Monday-Friday afternoon peak period | | | | | | | | | | | | | | | | | | | | | |
| 405 Richview – Kipling | | | | | | | | CB | 1 | 74' 00" | 74 | 0 | | CB | 1 | 74' 00" | 74 | 0 | | | | | | | | | | | | | | | | | | 922a | 1000a | 516p | 440a |
| 15 EVANS | | Qsy | | | | | | | | | | | | | | | | | | | | | | | | | | | | | | | | | | | | | |
| Monday to Friday | | 23-Jun-14 | Monday-Friday morning peak period | | | | | | | | | | Monday-Friday midday | | | | | Monday-Friday afternoon peak period | | | | | Monday-Friday early evening | | | | | Monday-Friday late evening | | | | | | | | | | | |
| 15 Royal York Stn – Sherway | 16.51 | LF | 3 | 17' 00" | 50 | 1 | 19.8 | LF | 2 | 22' 30" | 45 | 0 | 22.0 | LF | 3 | 17' 00" | 50 | 1 | 19.8 | LF | 1.5 | 30' 00" | 40 | 5 | 24.8 | LF | 1.5 | 30' 00" | 40 | 5 | 24.8 | 600a | 545a | 115a | 105a | | | | |
| | | | Alternates trips with 48 RATHBURN | | | | | | | | | | Alternates trips with 48 RATHBURN | | | | | Alternates trips with 48 RATHBURN | | | | | Alternates trips with 48 RATHBURN | | | | | Alternates trips with 48 RATHBURN | | | | | | | | | | | |
| Saturday | | 29-Nov-08 | Saturday early morning | | | | | | | | | | Saturday morning | | | | | Saturday afternoon | | | | | Saturday early evening | | | | | Saturday late evening | | | | | | | | | | | |
| 15 Royal York Stn – Sherway | 16.51 | LF | 1.5 | 30' 00" | 45 | 0 | 22.0 | LF | 1.5 | 30' 00" | 45 | 0 | 22.0 | LF | 1.5 | 30' 00" | 45 | 0 | 22.0 | LF | 1.5 | 30' 00" | 40 | 5 | 24.8 | LF | 1.5 | 30' 00" | 40 | 5 | 24.8 | 600a | 600a | 100a | 1250a | | | | |
| | | | Alternates trips with 48 RATHBURN | | | | | | | | | | Alternates trips with 48 RATHBURN | | | | | Alternates trips with 48 RATHBURN | | | | | Alternates trips with 48 RATHBURN | | | | | Alternates trips with 48 RATHBURN | | | | | | | | | | | |
| Sunday | | 08-May-11 | | | | | | | | | | | Sunday morning | | | | | Sunday afternoon | | | | | Sunday early evening | | | | | | | | | | | | | | | | |
| 15 Royal York Stn – Sherway | 16.51 | | | | | | | LF | 1.5 | 30' 00" | 40 | 5 | 24.8 | LF | 1.5 | 30' 00" | 40 | 5 | 24.8 | LF | 1.5 | 30' 00" | 40 | 5 | 24.8 | | | | | | | 907a | 900a | 1007p | 1000p | | | | |
| | | | | | | | | | | | | | Alternates trips with 48 RATHBURN | | | | | Alternates trips with 48 RATHBURN | | | | | Alternates trips with 48 RATHBURN | | | | | | | | | | | | | | | | |
| 193 EXHIBITION ROCKET | | Wil | | | | | | | | | | | | | | | | | | | | | | | | | | | | | | | | | | | | | |
| 193 Dundas West Stn – Exhibition | | | Bus service provided only during special events | | | | | | | | | | | | | | | | | | | | | | | | | | | | | | | | | | | | |



SERVICE SUMMARY

June 22 to July 19, 2014

| Route | RT dist (km) and date of last change | Veh type | No. of Veh | Service interval | Run time (min) | Term time (min) | Avg spd (km/h) | Veh type | No. of Veh | Service interval | Run time (min) | Term time (min) | Avg spd (km/h) | Veh type | No. of Veh | Service interval | Run time (min) | Term time (min) | Avg spd (km/h) | Veh type | No. of Veh | Service interval | Run time (min) | Term time (min) | Avg spd (km/h) | Veh type | No. of Veh | Service interval | Run time (min) | Term time (min) | Avg spd (km/h) | First dep NB or WB | First dep SB or EB | Last dep NB or WB | Last dep SB or EB | | | | | | |
|--|--------------------------------------|----------|---|------------------|----------------|-----------------|----------------|---|------------|------------------|----------------|-----------------|--------------------------------------|----------|------------|------------------|----------------|-----------------------------|----------------|----------|------------|------------------|----------------------------|-----------------|----------------|----------|------------|------------------|----------------|-----------------|----------------|--------------------|--------------------|-------------------|-------------------|--|--|--|--|--|--|
| 104 FAYWOOD | Wil | | | | | | | | | | | | | | | | | | | | | | | | | | | | | | | | | | | | | | | | |
| Monday to Friday | 20-Jun-11 | | Monday-Friday morning peak period | | | | | Monday-Friday midday | | | | | Monday-Friday afternoon peak period | | | | | Monday-Friday early evening | | | | | Monday-Friday late evening | | | | | | | | | | | | | | | | | | |
| 104 Wilson Stn – Downsview Stn | 16.24 | LF | 4 | 13' 00" | 48 | 4 | 20.3 | LF | 3 | 15' 00" | 44 | 1 | 22.1 | LF | 4 | 13' 00" | 48 | 4 | 20.3 | LF | 3 | 14' 00" | 38 | 4 | 25.6 | LF | 2 | 20' 00" | 38 | 2 | 25.6 | 548a | 557a | 100a | 119a | | | | | | |
| Saturday | 28-Nov-09 | | Saturday early morning | | | | | Saturday morning | | | | | Saturday afternoon | | | | | Saturday early evening | | | | | Saturday late evening | | | | | | | | | | | | | | | | | | |
| 104 Wilson Stn – Downsview Stn | 16.24 | LF | 3 | 14' 00" | 36 | 6 | 27.1 | LF | 3 | 14' 00" | 38 | 4 | 25.6 | LF | 3 | 14' 00" | 38 | 4 | 25.6 | LF | 3 | 14' 00" | 38 | 4 | 25.6 | LF | 2 | 20' 00" | 38 | 2 | 25.6 | 615a | 636a | 115a | 134a | | | | | | |
| Sunday | 22-Nov-09 | | Sunday morning | | | | | Sunday afternoon | | | | | Sunday early evening | | | | | Sunday late evening | | | | | | | | | | | | | | | | | | | | | | | |
| 104 Wilson Stn – Downsview Stn | 16.24 | | | | | | | LF | 2 | 20' 00" | 38 | 2 | 25.6 | LF | 2 | 20' 00" | 38 | 2 | 25.6 | LF | 2 | 20' 00" | 38 | 2 | 25.6 | LF | 2 | 20' 00" | 38 | 2 | 25.6 | 745a | 805a | 125a | 125a | | | | | | |
| 139 FINCH-DON MILLS | Mal | | | | | | | | | | | | | | | | | | | | | | | | | | | | | | | | | | | | | | | | |
| Monday to Friday | 13-Feb-12 | | Monday-Friday morning peak period | | | | | Monday-Friday midday | | | | | Monday-Friday afternoon peak period | | | | | Monday-Friday early evening | | | | | | | | | | | | | | | | | | | | | | | |
| 139E Don Mills Stn – Neilson & Finch | 27.24 | Lift | 4 | 20' 00" | 76 | 4 | 21.5 | | | | | | | Lift | 4 | 20' 00" | 76 | 4 | 21.5 | | | | | | | | | | | | | | | | | | | | | | |
| 39 FINCH EAST | Mal | | | | | | | | | | | | | | | | | | | | | | | | | | | | | | | | | | | | | | | | |
| Monday to Friday | 23-Jun-14 | | Monday-Friday morning peak period | | | | | Monday-Friday midday | | | | | Monday-Friday afternoon peak period | | | | | Monday-Friday early evening | | | | | Monday-Friday late evening | | | | | | | | | | | | | | | | | | |
| 39A Finch Stn – Neilson | 33.46 | Lift | 24 | 4' 00" | 96 | 0 | 20.9 | Lift | 15 | 5' 45" | 85 | 1 | 23.6 | Lift | 19 | 5' 30" | 100 | 5 | 20.1 | Lift | 11 | 8' 00" | 86 | 2 | 23.3 | Lift | 12 | 6' 00" | 72 | 0 | 27.9 | 455a | 515a | 201a | 225a | | | | | | |
| 39B Finch Stn – Old Finch | 43.12 | Lift | 1 | 16' 00" | 108 | 4 | 24.0 | | | | | | | Lift | 1 | 16' 30" | 112 | 10 | 23.1 | | | | | | | | | | | | | | | | | | | | | | |
| 39C Finch Stn – Seneca College | 11.39 | Lift | 4 | 8' 00" | 32 | 0 | 21.4 | | | | | | | Lift | 3 | 11' 00" | 32 | 1 | 21.4 | | | | | | | | | | | | | | | | | | | | | | |
| 39F Finch Stn – Seneca College Express | | | | | | | | | | | | | | | | | | | | | | | | | | | | | | | | | | | | | | | | | |
| Combined/Average | | | 29 | 2' 40" | | | | 15 | 5' 45" | | | | | 23 | 3' 40" | | | | | 11 | 8' 00" | | | | | | 12 | 6' 00" | | | | | | | | | | | | | |
| | | | 39C/39F buses operate WB as 39C (local) and operate EB as 39F (express) Every 4th 39A operates as a 39B | | | | | 39C/39F buses operate EB as 39C (local) and operate WB as 39F (express) Every 3rd 39A operates as a 39B | | | | | | | | | | | | | | | | | | | | | | | | | | | | | | | | | |
| Saturday | 26-Jun-14 | | Saturday early morning | | | | | Saturday morning | | | | | Saturday afternoon | | | | | Saturday early evening | | | | | Saturday late evening | | | | | | | | | | | | | | | | | | |
| 39A Finch Stn – Neilson | 33.46 | Lift | 12 | 7' 30" | 88 | 2 | 22.8 | Lift | 12 | 7' 30" | 90 | 0 | 22.3 | Lift | 13 | 7' 00" | 91 | 0 | 22.1 | Lift | 9 | 10' 00" | 86 | 4 | 23.3 | Lift | 9 | 8' 00" | 70 | 2 | 28.7 | 501a | 531a | 200a | 200a | | | | | | |
| Sunday | 22-Jun-14 | | Sunday early morning | | | | | Sunday morning | | | | | Sunday afternoon | | | | | Sunday early evening | | | | | Sunday late evening | | | | | | | | | | | | | | | | | | |
| 39A Finch Stn – Neilson | 33.46 | Lift | 9 | 10' 00" | 90 | 0 | 22.3 | Lift | 9 | 10' 00" | 90 | 0 | 22.3 | Lift | 10 | 9' 00" | 90 | 0 | 22.3 | Lift | 12 | 7' 15" | 85 | 2 | 23.8 | Lift | 7 | 10' 00" | 70 | 0 | 28.7 | 500a | 530a | 200a | 225a | | | | | | |
| 308 FINCH EAST | Mal/Arw | | | | | | | | | | | | | | | | | | | | | | | | | | | | | | | | | | | | | | | | |
| Overnight, 7 days a week | 04-Aug-13 | | Monday-Friday overnight | | | | | Saturday overnight | | | | | Sunday overnight | | | | | | | | | | | | | | | | | | | | | | | | | | | | |
| 308 Finch Stn – Markham Rd | 33.57 | LF | 2.5 | 30' 00" | 64 | 11 | 31.5 | LF | 2.5 | 30' 00" | 64 | 11 | 31.5 | LF | 2 | 30' 00" | 64 | 11 | 31.5 | | | | | | | | | | | | | | | | | | | | | | |
| | | | Alternates trips with 309 FINCH WEST | | | | | Alternates trips with 309 FINCH WEST | | | | | Alternates trips with 309 FINCH WEST | | | | | | | | | | | | | | | | | | | | | | | | | | | | |
| 199 FINCH ROCKET | Mal | | | | | | | | | | | | | | | | | | | | | | | | | | | | | | | | | | | | | | | | |
| Monday to Friday | 23-Jun-14 | | Monday-Friday morning peak period | | | | | Monday-Friday midday | | | | | Monday-Friday afternoon peak period | | | | | Monday-Friday early evening | | | | | | | | | | | | | | | | | | | | | | | |
| 199 Finch Stn-Scarborough Centre Stn | 33.02 | Lift | 32 | 2' 55" | 92 | 2 | 21.5 | Lift | 16 | 5' 15" | 80 | 4 | 24.8 | Lift | 19 | 5' 00" | 93 | 2 | 21.3 | Lift | 11 | 7' 20" | 80 | 1 | 24.8 | | | | | | | | | | | | | | | | |
| Saturday | 07-Sep-13 | | Saturday morning | | | | | Saturday afternoon | | | | | Saturday early evening | | | | | | | | | | | | | | | | | | | | | | | | | | | | |
| 199 Finch Stn-Scarborough Centre Stn | 33.02 | | | | | | | Lift | 11 | 8' 00" | 82 | 6 | 24.2 | Lift | 11 | 8' 00" | 84 | 4 | 23.6 | Lift | 8 | 10' 00" | 78 | 2 | 25.4 | | | | | | | | | | | | | | | | |
| Saturday | 01-Sep-13 | | Sunday morning | | | | | Sunday afternoon | | | | | | | | | | | | | | | | | | | | | | | | | | | | | | | | | |
| 199 Finch Stn-Scarborough Centre Stn | 33.02 | | | | | | | Lift | 8 | 10' 00" | 80 | 0 | 24.8 | Lift | 9 | 9' 00" | 78 | 3 | 25.4 | | | | | | | | | | | | | | | | | | | | | | |



SERVICE SUMMARY

June 22 to July 19, 2014

| Route | RT dist (km) and date of last change | Veh type | No. of Veh | Service interval | Run time (min) | Term time (min) | Avg spd (km/h) | Veh type | No. of Veh | Service interval | Run time (min) | Term time (min) | Avg spd (km/h) | Veh type | No. of Veh | Service interval | Run time (min) | Term time (min) | Avg spd (km/h) | Veh type | No. of Veh | Service interval | Run time (min) | Term time (min) | Avg spd (km/h) | Veh type | No. of Veh | Service interval | Run time (min) | Term time (min) | Avg spd (km/h) | First dep NB or WB | First dep SB or EB | Last dep NB or WB | Last dep SB or EB | |
|---|--------------------------------------|--|------------|------------------|----------------|-----------------|----------------|----------|--------------------------------------|------------------|----------------|-----------------|----------------|----------|------------|--------------------------------------|----------------|-----------------|----------------|----------|------------|------------------|-----------------------------------|-----------------|----------------|----------|------------|------------------|----------------|----------------------------|----------------|--------------------|--------------------|-------------------|-------------------|------|
| 36 FINCH WEST | Arw | Running time increase required for construction of the Toronto-York Spadina Subway expansion Monday-Friday and Saturday afternoon, and for City Construction between Highway 27 and Kipling. | | | | | | | | | | | | | | | | | | | | | | | | | | | | | | | | | | |
| Monday to Friday | 23-Jun-14 | Monday-Friday morning peak period | | | | | | | Monday-Friday midday | | | | | | | Monday-Friday afternoon peak period | | | | | | | Monday-Friday early evening | | | | | | | Monday-Friday late evening | | | | | | |
| 36 Finch Stn – Humberwood | 39.97 | LF | 31 | 4 ' 30 " | 133 | 7 | 18.0 | LF | 27 | 5 ' 00 " | 134 | 1 | 17.9 | LF | 30 | 5 ' 00 " | 146 | 4 | 16.4 | LF | 17 | 7 ' 15 " | 118 | 5 | 20.3 | LF | 12 | 7 ' 30 " | 88 | 2 | 27.3 | 515a | 517a | 234a | 146a | |
| 36D Finch Stn – Weston Rd & Milvan | 27.27 | LF | 4 | 22 ' 30 " | 86 | 4 | 19.0 | | | | | | LF | 4 | 25 ' 00 " | 96 | 4 | 17.0 | | | | | | | | | | | | | | 549a | 636a | 852a | 902a | |
| 36F Finch Stn – Weston Rd & Milvan Via Fenmar | 27.78 | LF | 4 | 22 ' 30 " | 88 | 2 | 18.9 | | | | | | LF | 4 | 25 ' 00 " | 98 | 2 | 17.0 | | | | | | | | | | | | | 230p | 320p | 615p | 615p | | |
| Combined/Average | | | 39 | 3 ' 13 " | | | | 27 | 5 ' 00 " | | | | 38 | 3 ' 34 " | | | | | | 17 | 7 ' 15 " | | | | | 12 | 7 ' 30 " | | | | 240p | 331p | 600p | 626p | | |
| Saturday | 17-May-14 | Saturday early morning | | | | | | | Saturday morning | | | | | | | Saturday afternoon | | | | | | | Saturday early evening | | | | | | | Saturday late evening | | | | | | |
| 36 Finch Stn – Humberwood | 39.97 | LF | 11 | 9 ' 00 " | 95 | 4 | 25.2 | LF | 21 | 6 ' 30 " | 134 | 3 | 17.9 | LF | 25 | 5 ' 30 " | 134 | 4 | 17.9 | LF | 10 | 9 ' 00 " | 90 | 0 | 26.6 | LF | 9 | 10 ' 00 " | 90 | 0 | 26.6 | 515a | 535a | 230a | 155a | |
| Sunday | 11-May-14 | Sunday early morning | | | | | | | Sunday morning | | | | | | | Sunday afternoon | | | | | | | Sunday early evening | | | | | | | Sunday late evening | | | | | | |
| 36 Finch Stn – Humberwood | 39.97 | LF | 9 | 10 ' 30 " | 92 | 3 | 26.1 | LF | 17 | 6 ' 45 " | 112 | 3 | 21.4 | LF | 21 | 5 ' 30 " | 112 | 4 | 21.4 | LF | 10 | 9 ' 00 " | 90 | 0 | 26.6 | LF | 8 | 11 ' 15 " | 90 | 0 | 26.6 | 535a | 550a | 230a | 154a | |
| 309 FINCH WEST | Arw/Mal | Running time increase required for construction of the Toronto-York Spadina Subway expansion Monday-Friday and Saturday afternoon, and for City Construction between Highway 27 and Kipling. | | | | | | | | | | | | | | | | | | | | | | | | | | | | | | | | | | |
| Overnight, 7 days a week | 04-Aug-13 | Monday-Friday overnight | | | | | | | Saturday overnight | | | | | | | Sunday overnight | | | | | | | | | | | | | | | | | | | | |
| 309 Finch Stn – Woodbine Racetrack | 45.42 | LF | 3.5 | 30 ' 00 " | 98 | 7 | 27.8 | LF | 3.5 | 30 ' 00 " | 98 | 7 | 27.8 | LF | 3.5 | 30 ' 00 " | 98 | 7 | 27.8 | | | | | | | | | | | | | | | | | |
| | | Alternates trips with 308 FINCH EAST | | | | | | | Alternates trips with 308 FINCH EAST | | | | | | | Alternates trips with 308 FINCH EAST | | | | | | | | | | | | | | | | | | | | |
| 100 FLEMINGTON PARK | Egl | Additional running time due to Metrolinx Eglinton-Crosstown LRT construction. | | | | | | | | | | | | | | | | | | | | | | | | | | | | | | | | | | |
| Monday to Friday | 23-Jun-14 | Monday-Friday morning peak period | | | | | | | Monday-Friday midday | | | | | | | Monday-Friday afternoon peak period | | | | | | | Monday-Friday early evening | | | | | | | Monday-Friday late evening | | | | | | |
| 100A Broadview Stn – Don Mills & Wynford | 20.53 | LF | 20 | 3 ' 15 " | 65 | 0 | 19.0 | | | | | | LF | 12 | 5 ' 30 " | 65 | 1 | 19.0 | | | | | | | | | | | | | | | 622a | 632a | 835a | 908a |
| 100B Broadview Stn – Don Mills & Wynford via Linkwood | 20.63 | LF | | 13 ' 00 " | 65 | 0 | 19.0 | | | | | | LF | | 16 ' 30 " | 65 | 1 | 19.0 | | | | | | | | | | | | | | 344p | 417p | 613p | 712p | |
| 100C Broadview Stn – Eglinton Stn | 31.06 | LF | 4 | 13 ' 00 " | 114 | 3 | 16.3 | LF | 13 | 8 ' 30 " | 108 | 3 | 17.3 | LF | 3 | 16 ' 30 " | 115 | 1 | 16.2 | LF | 13 | 8 ' 00 " | 102 | 2 | 18.3 | LF | 8 | 10 ' 15 " | 82 | 0 | 22.7 | 257p | 332p | 639p | 635p | |
| Combined/Average | | | 24 | 3 ' 15 " | | | | 13 | 8 ' 30 " | | | | 15 | 5 ' 30 " | | | | | | 13 | 8 ' 00 " | | | | | 8 | 10 ' 15 " | | | | 535a | 505a | 124a | 120a | | |
| | | Every 4th 100A operates as a 100B | | | | | | | Every 4th 100A operates as a 100C | | | | | | | Every 3rd 100A operates as a 100B | | | | | | | Every 3rd 100A operates as a 100C | | | | | | | | | | | | | |
| Saturday | 28-Jun-14 | Saturday early morning | | | | | | | Saturday morning | | | | | | | Saturday afternoon | | | | | | | Saturday early evening | | | | | | | Saturday late evening | | | | | | |
| 100C Broadview Stn – Eglinton Stn | 31.06 | LF | 3 | 30 ' 00 " | 90 | 0 | 20.7 | LF | 11 | 9 ' 15 " | 100 | 2 | 18.6 | LF | 11 | 9 ' 15 " | 100 | 2 | 18.6 | LF | 11 | 9 ' 15 " | 100 | 2 | 18.6 | LF | 6 | 14 ' 00 " | 80 | 4 | 23.3 | 615a | 600a | 120a | 126a | |
| Sunday | 22-Jun-14 | Sunday morning | | | | | | | Sunday afternoon | | | | | | | Sunday early evening | | | | | | | Sunday late evening | | | | | | | | | | | | | |
| 100A Broadview Stn – Don Mills & Wynford | 20.53 | | | | | | | LF | 3 | 20 ' 00 " | 55 | 5 | 22.4 | LF | 4 | 17 ' 00 " | 55 | 13 | 22.4 | | | | | | | | LF | 4 | 15 ' 00 " | 60 | 0 | 20.5 | 900a | 930a | 603p | 642p |
| 100C Broadview Stn – Eglinton Stn | 31.06 | | | | | | | LF | 5 | 20 ' 00 " | 100 | 0 | 18.6 | LF | 6 | 17 ' 00 " | 100 | 2 | 18.6 | LF | 9 | 11 ' 00 " | 99 | 0 | 18.8 | | | | | | | 930p | 1030p | 115a | 100a | |
| Combined/Average | | | | | | | | 8 | 10 ' 00 " | | | | 10 | 8 ' 30 " | | | | | | 9 | 11 ' 00 " | | | | | 4 | 15 ' 00 " | | | | 908a | 815a | 919p | 957p | | |
| 33 FOREST HILL | Wil | Running time increase required for construction of the Toronto-York Spadina Subway expansion Monday-Friday and Saturday afternoon, and for City Construction between Highway 27 and Kipling. | | | | | | | | | | | | | | | | | | | | | | | | | | | | | | | | | | |
| Monday to Friday | 09-May-11 | Monday-Friday morning peak period | | | | | | | Monday-Friday midday | | | | | | | Monday-Friday afternoon peak period | | | | | | | | | | | | | | | | | | | | |
| 33 St Clair West Stn - Eglinton (Roselawn) | 7.17 | LF | 1 | 30 ' 00 " | 30 | 0 | 14.3 | LF | 1 | 30 ' 00 " | 30 | 0 | 14.3 | LF | 1 | 30 ' 00 " | 30 | 0 | 14.3 | | | | | | | | | | | | | | | | | |
| 135 GERRARD | Bir | Running time increase required for construction of the Toronto-York Spadina Subway expansion Monday-Friday and Saturday afternoon, and for City Construction between Highway 27 and Kipling. | | | | | | | | | | | | | | | | | | | | | | | | | | | | | | | | | | |
| Monday to Friday | 15-Oct-13 | Monday-Friday morning peak period | | | | | | | Monday-Friday midday | | | | | | | Monday-Friday afternoon peak period | | | | | | | Monday-Friday early evening | | | | | | | Monday-Friday late evening | | | | | | |
| 135 Warden Stn – Main Street Stn | 10.81 | LF | 2 | 18 ' 00 " | 36 | 0 | 18.0 | LF | 2 | 18 ' 00 " | 36 | 0 | 18.0 | LF | 2 | 18 ' 00 " | 36 | 0 | 18.0 | LF | 1 | 30 ' 00 " | 30 | 0 | 21.6 | LF | 0.87 | 30 ' 00 " | 26 | 0 | 25.0 | 540a | 514a | 116a | 140a | |
| | | Alternates trips with 70 O'CONNOR | | | | | | | | | | | | | | | | | | | | | | | | | | | | | | | | | | |
| Saturday | 14-May-11 | Saturday early morning | | | | | | | Saturday morning | | | | | | | Saturday afternoon | | | | | | | Saturday early evening | | | | | | | | | | | | | |
| 135 Warden Stn – Main Street Stn | 10.81 | LF | 1 | 30 ' 00 " | 30 | 0 | 21.6 | LF | 2 | 20 ' 00 " | 35 | 5 | 18.5 | LF | 2 | 20 ' 00 " | 35 | 5 | 18.5 | LF | 1 | 30 ' 00 " | 30 | 0 | 21.6 | | | | | | | 615a | 600a | 1005p | 1020p | |
| Sunday | 08-May-11 | Sunday morning | | | | | | | Sunday afternoon | | | | | | | | | | | | | | | | | | | | | | | | | | | |
| 135 Warden Stn – Main Street Stn | 10.81 | | | | | | | LF | 1 | 30 ' 00 " | 30 | 0 | 21.6 | LF | 1 | 30 ' 00 " | 30 | 0 | 21.6 | | | | | | | | | | | | | | 855a | 910a | 700p | 715p |



TORONTO TRANSIT COMMISSION

SERVICE SUMMARY

June 22 to July 19, 2014

| Route | RT dist (km) and date of last change | Veh type | No. of Veh | Service interval | Run time (min) | Term time (min) | Avg spd (km/h) | Veh type | No. of Veh | Service interval | Run time (min) | Term time (min) | Avg spd (km/h) | Veh type | No. of Veh | Service interval | Run time (min) | Term time (min) | Avg spd (km/h) | Veh type | No. of Veh | Service interval | Run time (min) | Term time (min) | Avg spd (km/h) | Veh type | No. of Veh | Service interval | Run time (min) | Term time (min) | Avg spd (km/h) | First dep NB or WB | First dep SB or EB | Last dep NB or WB | Last dep SB or EB |
|---|--|-----------------------------------|---|------------------|----------------------|-----------------------|----------------------|---|---------------|----------------------|----------------------|-----------------------|----------------------|-------------------------------------|---------------|------------------|----------------------|-----------------------------|----------------------|-------------|---------------|----------------------------|----------------------|-----------------------|----------------------|-------------|---------------|------------------|----------------------|-----------------------|----------------------|--------------------------|--------------------------|-------------------------|-------------------------|
| 14 GLENCAIRN | | MtD | | | | | | | | | | | | | | | | | | | | | | | | | | | | | | | | | |
| Monday to Friday | 03-Sep-13 | Monday-Friday morning peak period | | | | | | | | Monday-Friday midday | | | | Monday-Friday afternoon peak period | | | | Monday-Friday early evening | | | | | | | | | | | | | | | | | |
| 14 Davisville Stn – Caledonia | 13.42 | LF | 4 | 15 ' 00 " | 48 | 12 | 16.8 | LF | 2 | 24 ' 00 " | 45 | 3 | 17.9 | LF | 3 | 20 ' 00 " | 48 | 12 | 16.8 | LF | 2 | 20 ' 00 " | 40 | 0 | 20.1 | | | | | | | 600a | 537a | 1005p | 945p |
| Saturday | 08-Sep-11 | Saturday early morning | | | | | | | | Saturday morning | | | | Saturday afternoon | | | | Saturday early evening | | | | | | | | | | | | | | | | | |
| 14 Davisville Stn – Caledonia | 13.42 | LF | 2 | 20 ' 00 " | 40 | 0 | 20.1 | LF | 2 | 24 ' 00 " | 45 | 3 | 17.9 | LF | 2 | 24 ' 00 " | 45 | 3 | 17.9 | LF | 2 | 20 ' 00 " | 40 | 0 | 20.1 | | | | | | | 600a | 540a | 1000p | 940p |
| Sunday | 02-Sep-11 | Sunday morning | | | | | | | | Sunday afternoon | | | | Sunday early evening | | | | | | | | | | | | | | | | | | | | | |
| 14 Davisville Stn – Caledonia | 13.42 | | | | | | | LF | 2 | 20 ' 00 " | 40 | 0 | 20.1 | LF | 2 | 20 ' 00 " | 40 | 0 | 20.1 | LF | 2 | 20 ' 00 " | 40 | 0 | 20.1 | | | | | | | 900a | 835a | 1000p | 940p |
| 122 GRAYDON HALL | | Wil | | | | | | | | | | | | | | | | | | | | | | | | | | | | | | | | | |
| Monday to Friday | 23-Jun-14 | Monday-Friday morning peak period | | | | | | | | Monday-Friday midday | | | | Monday-Friday afternoon peak period | | | | Monday-Friday early evening | | | | Monday-Friday late evening | | | | | | | | | | | | | |
| 122 York Mills Stn – Roywood via Lesmill | 18.76 | LF | 5 | 12 ' 00 " | 58 | 2 | 19.4 | LF | 3 | 17 ' 00 " | 48 | 3 | 23.5 | LF | 4 | 16 ' 00 " | 62 | 2 | 18.2 | LF | 1.5 | 30 ' 00 " | 55 | 0 | 20.5 | LF | 2 | 30 ' 00 " | 48 | 12 | 23.5 | 615a | 615a | 129a | 105a |
| Alternates trips with 115 SILVER HILLS | | | | | | | | | | | | | | | | | | | | | | | | | | | | | | | | | | | |
| Saturday | 14-May-11 | Saturday early morning | | | | | | | | Saturday morning | | | | Saturday afternoon | | | | Saturday early evening | | | | Saturday late evening | | | | | | | | | | | | | |
| 122 York Mills Stn – Roywood via Lesmill | 18.76 | LF | 1.5 | 30 ' 00 " | 50 | 3 | 22.5 | LF | 1.5 | 30 ' 00 " | 50 | 3 | 22.5 | LF | 1.5 | 30 ' 00 " | 50 | 3 | 22.5 | LF | 1.5 | 30 ' 00 " | 45 | 5 | 25.0 | LF | 2 | 30 ' 00 " | 45 | 15 | 25.0 | 610a | 615a | 137a | 115a |
| Alternates trips with 115 SILVER HILLS | | | | | | | | | | | | | | | | | | | | | | | | | | | | | | | | | | | |
| Sunday | 08-May-11 | Sunday morning | | | | | | | | Sunday afternoon | | | | Sunday early evening | | | | Sunday late evening | | | | | | | | | | | | | | | | | |
| 122 York Mills Stn – Roywood via Lesmill | 18.76 | | | | | | | LF | 1.5 | 30 ' 00 " | 50 | 3 | 22.5 | LF | 1.5 | 30 ' 00 " | 50 | 3 | 22.5 | LF | 1.5 | 30 ' 00 " | 45 | 5 | 25.0 | LF | 2 | 30 ' 00 " | 45 | 15 | 25.0 | 910a | 845a | 137a | 115a |
| Alternates trips with 115 SILVER HILLS | | | | | | | | | | | | | | | | | | | | | | | | | | | | | | | | | | | |
| 31 GREENWOOD | | Bir | Additional service during TTC Queen East trackwork | | | | | | | | | | | | | | | | | | | | | | | | | | | | | | | | |
| Monday to Friday | 23-Jun-14 | Monday-Friday morning peak period | | | | | | | | Monday-Friday midday | | | | Monday-Friday afternoon peak period | | | | Monday-Friday early evening | | | | Monday-Friday late evening | | | | | | | | | | | | | |
| 31A Greenwood Stn – Queen | 5.52 | LF | 3 | 8 ' 00 " | 24 | 0 | 13.8 | LF | 3 | 8 ' 00 " | 24 | 0 | 13.8 | LF | 4 | 6 ' 00 " | 24 | 0 | 13.8 | LF | 3 | 7 ' 00 " | 20 | 1 | 16.6 | | | | | | | 800a | 745a | 931p | 918p |
| 31B Greenwood Stn – Eastern | 7.49 | | | | | | | | | | | | | | | | | | | | | | | | | LF | 2 | 12 ' 30 " | 25 | 0 | 18.0 | 530a | 520a | 745a | 730a |
| 4 Trips | | | | | | | | | | | | | | | | | | | | | | | | | | | | | | | | | | | |
| | | | | | | | | 31B operates until 800a, 31 operates after 800a | | | | | | | | | | | | | | | | | | | | | | | | | | | |
| | | | | | | | | 31B operates approx 330p to 415p | | | | | | | | | | | | | | | | | | | | | | | | | | | |
| Saturday | 28-Jun-14 | Saturday early morning | | | | | | | | Saturday morning | | | | Saturday afternoon | | | | Saturday early evening | | | | Saturday late evening | | | | | | | | | | | | | |
| 31A Greenwood Stn – Queen | 5.52 | | | | | | | LF | 2 | 10 ' 00 " | 20 | 0 | 16.6 | LF | 2 | 10 ' 00 " | 20 | 0 | 16.6 | LF | 2 | 10 ' 00 " | 20 | 0 | 16.6 | | | | | | | 812a | 800a | 916p | 902p |
| 31B Greenwood Stn – Eastern | 7.49 | LF | 2 | 12 ' 30 " | 25 | 0 | 18.0 | | | | | | | | | | | | | | | | | | | LF | 2 | 12 ' 30 " | 25 | 0 | 18.0 | 607a | 555a | 759a | 747a |
| 925p 913p 142a 130a | | | | | | | | | | | | | | | | | | | | | | | | | | | | | | | | | | | |
| Sunday | 22-Jun-14 | Sunday early morning | | | | | | | | Sunday morning | | | | Sunday afternoon | | | | Sunday early evening | | | | Sunday late evening | | | | | | | | | | | | | |
| 31A Greenwood Stn – Queen | 5.52 | | | | | | | LF | 2 | 10 ' 00 " | 20 | 0 | 16.6 | LF | 2 | 10 ' 00 " | 20 | 0 | 16.6 | LF | 2 | 10 ' 00 " | 20 | 0 | 16.6 | | | | | | | 850a | 840a | 910p | 900p |
| 31B Greenwood Stn – Eastern | 7.49 | | | | | | | | | | | | | | | | | | | | | | | | | LF | 2 | 12 ' 30 " | 25 | 0 | 18.0 | 922p | 910p | 145a | 133a |
| 509 HARBOURFRONT | | Qsy/Will | Full bus replacement due to Waterfront Toronto - Queens Quay West reconstruction project. | | | | | | | | | | | | | | | | | | | | | | | | | | | | | | | | |
| Monday to Friday | 12-May-14 | Monday-Friday morning peak period | | | | | | | | Monday-Friday midday | | | | Monday-Friday afternoon peak period | | | | Monday-Friday early evening | | | | Monday-Friday late evening | | | | | | | | | | | | | |
| 509 Exhibition – Union Station | 9.30 | LF/Lift | 18 | 3 ' 00 " | 50 | 4 | 11.2 | LF/Lift | 11 | 5 ' 00 " | 50 | 5 | 11.2 | LF/Lift | 18 | 3 ' 15 " | 52 | 7 | 10.7 | LF/Lift | 12 | 4 ' 15 " | 46 | 5 | 12.1 | LF/Lift | 9 | 5 ' 00 " | 42 | 3 | 13.3 | 600a | 548a | 116a | 122a |
| Saturday | 17-May-14 | Saturday early morning | | | | | | | | Saturday morning | | | | Saturday afternoon | | | | Saturday early evening | | | | Saturday late evening | | | | | | | | | | | | | |
| 509 Exhibition – Union Station | 9.30 | LF/Lift | 7 | 5 ' 30 " | 38 | 1 | 14.7 | LF/Lift | 12 | 4 ' 30 " | 50 | 4 | 11.2 | LF/Lift | 18 | 3 ' 15 " | 52 | 7 | 10.7 | LF/Lift | 13 | 4 ' 30 " | 52 | 7 | 10.7 | LF/Lift | 10 | 5 ' 00 " | 46 | 4 | 12.1 | 610a | 550a | 115a | 120a |
| Sunday | 11-May-14 | Sunday early morning | | | | | | | | Sunday morning | | | | Sunday afternoon | | | | Sunday early evening | | | | Sunday late evening | | | | | | | | | | | | | |
| 509 Exhibition – Union Station | 9.30 | | | | | | | LF/Lift | 10 | 4 ' 30 " | 42 | 3 | 13.3 | LF/Lift | 15 | 3 ' 30 " | 48 | 5 | 11.6 | LF/Lift | 13 | 4 ' 00 " | 48 | 4 | 11.6 | LF/Lift | 10 | 5 ' 00 " | 46 | 4 | 12.1 | 841a | 845a | 115a | 120a |
| 509 Spadina – Union Station | 4.33 | LF/Lift | 4 | 6 ' 00 " | 21 | 3 | 12.4 | | | | | | | | | | | | | | | | | | | | | | | | 607a | 555a | 849a | 836a | |



SERVICE SUMMARY

June 22 to July 19, 2014

| Route | RT dist (km) and date of last change | Veh type | No. of Veh | Service interval | Run time (min) | Term time (min) | Avg spd (km/h) | Veh type | No. of Veh | Service interval | Run time (min) | Term time (min) | Avg spd (km/h) | Veh type | No. of Veh | Service interval | Run time (min) | Term time (min) | Avg spd (km/h) | Veh type | No. of Veh | Service interval | Run time (min) | Term time (min) | Avg spd (km/h) | Veh type | No. of Veh | Service interval | Run time (min) | Term time (min) | Avg spd (km/h) | First dep NB or WB | First dep SB or EB | Last dep NB or WB | Last dep SB or EB | | | | | |
|---|--------------------------------------|----------|--|------------------|----------------|-----------------|----------------|--|------------|------------------|----------------|-----------------|-------------------------------------|----------|------------|------------------|----------------|-----------------------------|----------------|----------|------------|------------------|----------------------------|-----------------|----------------|----------|------------|------------------|----------------|-----------------|----------------|--------------------|--------------------|-------------------|-------------------|--|--|--|--|--|
| 38 HIGHLAND CREEK | Mal | | | | | | | | | | | | | | | | | | | | | | | | | | | | | | | | | | | | | | | |
| Monday to Friday | 23-Jun-14 | | Monday-Friday morning peak period | | | | | Monday-Friday midday | | | | | Monday-Friday afternoon peak period | | | | | Monday-Friday early evening | | | | | Monday-Friday late evening | | | | | | | | | | | | | | | | | |
| 38 Scarborough Centre Stn – Rouge Hill GO Stn | 24.01 | LF | 6 | 11' 00" | 66 | 0 | 21.8 | LF | 6 | 10' 00" | 60 | 0 | 24.0 | LF | 7 | 10' 00" | 70 | 0 | 20.6 | LF | 6 | 10' 00" | 60 | 0 | 24.0 | LF | 4 | 13' 00" | 50 | 2 | 28.8 | 457a | 530a | 123a | 150a | | | | | |
| 38B Scarborough Centre Stn – U of T Scarborough | 18.10 | | No Summer Service | | | | | | | | | | | | | | | | | | | | | | | | | | | | | | | | | | | | | |
| Saturday | 28-Jun-14 | | Saturday early morning | | | | | Saturday morning | | | | | Saturday afternoon | | | | | Saturday early evening | | | | | Saturday late evening | | | | | | | | | | | | | | | | | |
| 38 Scarborough Centre Stn – Rouge Hill GO Stn | 24.01 | LF | 5 | 12' 00" | 60 | 0 | 24.0 | LF | 6 | 10' 00" | 60 | 0 | 24.0 | LF | 7 | 9' 00" | 60 | 3 | 24.0 | LF | 6 | 10' 00" | 60 | 0 | 24.0 | LF | 4 | 13' 00" | 50 | 2 | 28.8 | 530a | 600a | 110a | 109a | | | | | |
| Sunday | 22-Jun-14 | | Sunday morning | | | | | Sunday afternoon | | | | | Sunday early evening | | | | | Sunday late evening | | | | | | | | | | | | | | | | | | | | | | |
| 38 Scarborough Centre Stn – Rouge Hill GO Stn | 24.01 | | | | | | | LF | 5 | 12' 00" | 60 | 0 | 24.0 | LF | 6 | 10' 00" | 60 | 0 | 24.0 | LF | 5 | 13' 00" | 60 | 5 | 24.0 | LF | 4 | 13' 00" | 50 | 2 | 28.8 | 824a | 854a | 100a | 100a | | | | | |
| 191 HIGHWAY 27 ROCKET | Arw | | | | | | | | | | | | | | | | | | | | | | | | | | | | | | | | | | | | | | | |
| Monday to Friday | 23-Jun-14 | | Monday-Friday morning peak period | | | | | Monday-Friday midday | | | | | Monday-Friday afternoon peak period | | | | | Monday-Friday early evening | | | | | Monday-Friday late evening | | | | | | | | | | | | | | | | | |
| 191B Kipling Stn – Steeles | 41.23 | | | | | | | LF | 7 | 10' 00" | 70 | 0 | 35.3 | | | | | | | LF | 5 | 14' 00" | 66 | 4 | 37.5 | LF | 4 | 15' 00" | 60 | 0 | 41.2 | 855a | 930a | 155p | 240p | | | | | |
| 191C Kipling Stn – Steeles via Attwell / Royalcrest | 42.05 | LF | 15 | 5' 15" | 76 | 3 | 33.2 | | | | | | | LF | 17 | 5' 15" | 84 | 5 | 30.0 | | | | | | | | | | | | | | | | | | | | | |
| | | | Operates NB via Attwell and Royalcrest | | | | | Operates SB via Royalcrest and Attwell | | | | | Operates NB as 191B | | | | | | | | | | | | | | | | | | | | | | | | | | | |
| Saturday | 28-Jun-14 | | Saturday early morning | | | | | Saturday morning | | | | | Saturday afternoon | | | | | Saturday early evening | | | | | Saturday late evening | | | | | | | | | | | | | | | | | |
| 191B Kipling Stn – Steeles | 41.23 | LF | 2 | 30' 00" | 60 | 0 | 41.2 | LF | 5 | 13' 30" | 66 | 2 | 37.5 | LF | 7 | 10' 00" | 66 | 4 | 37.5 | LF | 3 | 22' 00" | 66 | 0 | 37.5 | LF | 2 | 30' 00" | 60 | 0 | 41.2 | 630a | 600a | 100a | 1230a | | | | | |
| Sunday | 22-Jun-14 | | Sunday morning | | | | | Sunday afternoon | | | | | Sunday early evening | | | | | Sunday late evening | | | | | | | | | | | | | | | | | | | | | | |
| 191B Kipling Stn – Steeles | 41.23 | | | | | | | LF | 3 | 20' 00" | 60 | 0 | 41.2 | LF | 5 | 15' 00" | 66 | 9 | 37.5 | LF | 3 | 22' 00" | 66 | 0 | 37.5 | LF | 2 | 30' 00" | 60 | 0 | 41.2 | 850a | 815a | 100a | 1230a | | | | | |
| 169 HUNTINGWOOD and 10 VAN HORNE | Wil | | | | | | | | | | | | | | | | | | | | | | | | | | | | | | | | | | | | | | | |
| Monday to Friday | 23-Jun-14 | | Monday-Friday morning peak period | | | | | Monday-Friday midday | | | | | Monday-Friday afternoon peak period | | | | | Monday-Friday early evening | | | | | Monday-Friday late evening | | | | | | | | | | | | | | | | | |
| 169A Don Mills Stn – Scarborough Centre Stn via Van Horne | 28.39 | | | | | | | LF | 3 | 30' 00" | 77 | 13 | 22.1 | | | | | | | LF | 3 | 30' 00" | 75 | 15 | 22.7 | | | | | | | | | | | | | | | |
| 169B Don Mills Stn – Scarborough Centre Stn | 24.16 | LF | 4 | 20' 00" | 66 | 14 | 22.0 | | | | | | | LF | 3 | 30' 00" | 73 | 17 | 19.9 | | | | | | | | | | | | | | | | | | | | | |
| 10 Don Mills Stn – Victoria Park | 7.64 | LF | 2 | 15' 00" | 28 | 2 | 16.4 | | | | | | | LF | 3 | 10' 00" | 28 | 2 | 16.4 | | | | | | | LF | 1 | 20' 00" | 20 | 0 | 22.9 | 532a | 545a | 902a | 900a | | | | | |
| | | | | | | | | | | | | | | | | | | | | | | | | | | | | | | | | | | | | | | | | |
| Saturday | 28-Jun-14 | | Saturday early morning | | | | | Saturday morning | | | | | Saturday afternoon | | | | | Saturday early evening | | | | | Saturday late evening | | | | | | | | | | | | | | | | | |
| 169A Don Mills Stn – Scarborough Centre Stn via Van Horne | 28.39 | LF | 3 | 30' 00" | 75 | 15 | 22.7 | LF | 3 | 30' 00" | 75 | 15 | 22.7 | LF | 3 | 30' 00" | 75 | 15 | 22.7 | | | | | | | | | | | | | | | | | | | | | |
| 10 Don Mills Stn – Victoria Park | 7.64 | | | | | | | | | | | | | LF | 1 | 20' 00" | 20 | 0 | 22.9 | LF | 1 | 20' 00" | 20 | 0 | 22.9 | LF | 1 | 20' 00" | 20 | 0 | 22.9 | 750p | 740p | 110a | 120a | | | | | |
| Sunday | 22-Jun-14 | | Sunday morning | | | | | Sunday afternoon | | | | | | | | | | | | | | | | | | | | | | | | | | | | | | | | |
| 10 Don Mills Stn – Victoria Park | 7.64 | | | | | | | LF | 1 | 30' 00" | 24 | 6 | 19.1 | LF | 1 | 30' 00" | 24 | 6 | 19.1 | | | | | | | | | | | | | | | | | | | | | |



SERVICE SUMMARY

June 22 to July 19, 2014

| Route | RT dist (km) and date of last change | Veh type | No. of Veh | Service interval | Run time (min) | Term time (min) | Avg spd (km/h) | Veh type | No. of Veh | Service interval | Run time (min) | Term time (min) | Avg spd (km/h) | Veh type | No. of Veh | Service interval | Run time (min) | Term time (min) | Avg spd (km/h) | Veh type | No. of Veh | Service interval | Run time (min) | Term time (min) | Avg spd (km/h) | Veh type | No. of Veh | Service interval | Run time (min) | Term time (min) | Avg spd (km/h) | First dep NB or WB | First dep SB or EB | Last dep NB or WB | Last dep SB or EB | |
|---|--------------------------------------|-----------------------------------|------------|------------------|----------------|-----------------|----------------|----------|----------------------|------------------|----------------|-----------------|----------------|----------|------------|-------------------------------------|----------------|-----------------|----------------|----------|------------|------------------|-----------------------------|-----------------|----------------|----------|------------|------------------|----------------|----------------------------|----------------|--------------------|--------------------|-------------------|-------------------|------|
| 37 ISLINGTON | | Arw | | | | | | | | | | | | | | | | | | | | | | | | | | | | | | | | | | |
| Monday to Friday | | 23-Jun-14 | | | | | | | | | | | | | | | | | | | | | | | | | | | | | | | | | | |
| | | Monday-Friday morning peak period | | | | | | | Monday-Friday midday | | | | | | | Monday-Friday afternoon peak period | | | | | | | Monday-Friday early evening | | | | | | | Monday-Friday late evening | | | | | | |
| 37A Islington Stn – Woodbine Centre and Humberwood via Rexdale Blvd | 33.25 | LF | 4 | 21 ' 00 " | 84 | 0 | 23.8 | LF | 5.5 | 18 ' 00 " | 84 | 15 | 23.8 | LF | 5 | 18 ' 00 " | 90 | 0 | 22.2 | LF | 4.5 | 23 ' 00 " | 89 | 15 | 22.4 | LF | 3 | 30 ' 00 " | 82 | 8 | 24.3 | 552a | 600a | 115a | 1236a | |
| 37B Islington Stn – Steeles | 28.45 | LF | 13 | 7 ' 00 " | 85 | 6 | 20.1 | LF | 4.5 | 18 ' 00 " | 77 | 4 | 22.2 | LF | 10 | 9 ' 00 " | 85 | 5 | 20.1 | LF | 3.5 | 23 ' 00 " | 80 | 1 | 21.3 | LF | 3 | 30 ' 00 " | 76 | 14 | 22.5 | 545a | 522a | 231a | 145a | |
| Combined/Average | | | 17 | 5 ' 15 " | | | | | 10 | 9 ' 00 " | | | | | 15 | 6 ' 00 " | | | | | 8 | 11 ' 30 " | | | | | 6 | 15 ' 00 " | | | | | | | | |
| Saturday | | 28-Jun-14 | | | | | | | | | | | | | | | | | | | | | | | | | | | | | | | | | | |
| | | Saturday early morning | | | | | | | Saturday morning | | | | | | | Saturday afternoon | | | | | | | Saturday early evening | | | | | | | Saturday late evening | | | | | | |
| 37A Islington Stn – Woodbine Centre and Humberwood via Rexdale Blvd | 33.25 | LF | 3 | 24 ' 00 " | 72 | 0 | 27.7 | LF | 5 | 15 ' 00 " | 72 | 3 | 27.7 | LF | 7 | 13 ' 00 " | 84 | 7 | 23.8 | LF | 6 | 13 ' 00 " | 75 | 3 | 26.6 | LF | 5 | 15 ' 00 " | 72 | 3 | 27.7 | 552a | 612a | 115a | 1237a | |
| 37B Islington Stn – Steeles | 28.45 | LF | 4 | 20 ' 00 " | 80 | 0 | 21.3 | LF | 4 | 20 ' 00 " | 80 | 0 | 21.3 | LF | 4 | 20 ' 00 " | 80 | 0 | 21.3 | LF | 3 | 30 ' 00 " | 75 | 15 | 22.8 | LF | 3 | 30 ' 00 " | 75 | 15 | 22.8 | 548a | 537a | 231a | 145a | |
| Combined/Average | | | 7 | 10 ' 55 " | | | | | 9 | 8 ' 34 " | | | | | 11 | 7 ' 53 " | | | | | 9 | 9 ' 04 " | | | | | 8 | 10 ' 00 " | | | | | | | | |
| Sunday | | 11-May-14 | | | | | | | | | | | | | | | | | | | | | | | | | | | | | | | | | | |
| | | Sunday early morning | | | | | | | Sunday morning | | | | | | | Sunday afternoon | | | | | | | Sunday early evening | | | | | | | Sunday late evening | | | | | | |
| 37A Islington Stn – Woodbine Centre and Humberwood via Rexdale Blvd | 33.25 | LF | 3 | 24 ' 00 " | 70 | 2 | 28.5 | LF | 5 | 15 ' 00 " | 72 | 3 | 27.7 | LF | 7 | 12 ' 00 " | 80 | 4 | 24.9 | LF | 4 | 20 ' 00 " | 75 | 5 | 26.6 | LF | 3 | 30 ' 00 " | 72 | 18 | 27.7 | 552a | 602a | 117a | 1234a | |
| 37B Islington Stn – Steeles | 28.45 | | | | | | | LF | 4 | 20 ' 00 " | 75 | 5 | 22.8 | LF | 4 | 20 ' 00 " | 75 | 5 | 22.8 | LF | 3 | 30 ' 00 " | 75 | 15 | 22.8 | | | | | | | 900a | 830a | 934p | 1018p | |
| 37C Islington Stn – Steeles & Kipling | 31.32 | | | | | | | | | | | | | LF | 3 | 30 ' 00 " | 81 | 9 | 23.2 | | | | | | | LF | 3 | 30 ' 00 " | 81 | 9 | 23.2 | 1004p | 1045p | 231a | 145a | |
| Combined/Average | | | 3 | 24 ' 00 " | | | | | 9 | 8 ' 34 " | | | | | 7 | 7 ' 30 " | | | | | 7 | 12 ' 00 " | | | | | 6 | 15 ' 00 " | | | | | | | | |
| 311 ISLINGTON | | Arw | | | | | | | | | | | | | | | | | | | | | | | | | | | | | | | | | | |
| Overnight, 7 days a week | | 23-Nov-08 | | | | | | | | | | | | | | | | | | | | | | | | | | | | | | | | | | |
| 311 Lake Shore – Steeles | 41.56 | LF | 3 | 30 ' 00 " | 90 | 0 | 27.7 | LF | 3 | 30 ' 00 " | 90 | 0 | 27.7 | LF | 3 | 30 ' 00 " | 90 | 0 | 27.7 | | | | | | | | | | | | | | | | | |
| 110 ISLINGTON SOUTH | | Qsy | | | | | | | | | | | | | | | | | | | | | | | | | | | | | | | | | | |
| Monday to Friday | | 23-Jun-14 | | | | | | | | | | | | | | | | | | | | | | | | | | | | | | | | | | |
| | | Monday-Friday morning peak period | | | | | | | Monday-Friday midday | | | | | | | Monday-Friday afternoon peak period | | | | | | | Monday-Friday early evening | | | | | | | Monday-Friday late evening | | | | | | |
| 110A Islington Stn – Long Branch via Horner and Browns Line | 17.56 | LF | 2.5 | 24 ' 00 " | 53 | 7 | 19.9 | LF | 3 | 18 ' 00 " | 53 | 1 | 19.9 | LF | 2.5 | 24 ' 00 " | 56 | 4 | 18.8 | LF | 3 | 18 ' 00 " | 54 | 0 | 19.5 | LF | 2 | 30 ' 00 " | 50 | 10 | 21.1 | 518a | 555a | 120a | 115a | |
| 110B Islington Stn – Long Branch via Horner and 30th Street | 17.53 | LF | 2.5 | 24 ' 00 " | 53 | 7 | 19.8 | | | | | | | LF | 2.5 | 24 ' 00 " | 56 | 4 | 18.8 | | | | | | | | | | | | | | 608a | 605a | 854a | 912a |
| 110C Islington Stn – Lake Shore | 11.52 | LF | 4 | 12 ' 00 " | 38 | 10 | 18.2 | LF | 2 | 18 ' 00 " | 33 | 3 | 20.9 | LF | 4 | 12 ' 00 " | 40 | 8 | 17.3 | LF | 2 | 18 ' 00 " | 33 | 3 | 20.9 | LF | 1 | 30 ' 00 " | 30 | 0 | 23.0 | 531a | 545a | 245a | 230a | |
| Combined/Average | | | 9 | 6 ' 00 " | | | | | 5 | 9 ' 00 " | | | | | 9 | 6 ' 00 " | | | | | 5 | 9 ' 00 " | | | | | 3 | 15 ' 00 " | | | | | | | | |
| Saturday | | 28-Jun-14 | | | | | | | | | | | | | | | | | | | | | | | | | | | | | | | | | | |
| | | Saturday early morning | | | | | | | Saturday morning | | | | | | | Saturday afternoon | | | | | | | Saturday early evening | | | | | | | Saturday late evening | | | | | | |
| 110A Islington Stn – Long Branch via Horner and Browns Line | 17.56 | LF | 2.5 | 22 ' 00 " | 54 | 1 | 19.5 | LF | 3 | 18 ' 00 " | 54 | 0 | 19.5 | LF | 3 | 18 ' 00 " | 54 | 0 | 19.5 | LF | 2.5 | 20 ' 00 " | 50 | 0 | 21.1 | LF | 2 | 30 ' 00 " | 50 | 10 | 21.1 | 546a | 550a | 1250a | 115a | |
| 110C Islington Stn – Lake Shore | 11.52 | LF | 1.5 | 22 ' 00 " | 33 | 0 | 20.9 | LF | 2 | 18 ' 00 " | 33 | 3 | 20.9 | LF | 2 | 18 ' 00 " | 33 | 3 | 20.9 | LF | 1.5 | 20 ' 00 " | 30 | 0 | 23.0 | LF | 1 | 30 ' 00 " | 30 | 0 | 23.0 | 540a | 601a | 245a | 230a | |
| Combined/Average | | | 4 | 11 ' 00 " | | | | | 5 | 9 ' 00 " | | | | | 5 | 9 ' 00 " | | | | | 4 | 10 ' 00 " | | | | | 3 | 15 ' 00 " | | | | | | | | |
| Sunday | | 22-Jun-14 | | | | | | | | | | | | | | | | | | | | | | | | | | | | | | | | | | |
| | | Sunday morning | | | | | | | Sunday afternoon | | | | | | | Sunday early evening | | | | | | | Sunday late evening | | | | | | | | | | | | | |
| 110A Islington Stn – Long Branch via Horner and Browns Line | 17.56 | | | | | | | LF | 2.5 | 20 ' 00 " | 50 | 0 | 21.1 | LF | 2.5 | 20 ' 00 " | 50 | 0 | 21.1 | LF | 2 | 30 ' 00 " | 50 | 10 | 21.1 | LF | 2 | 30 ' 00 " | 50 | 10 | 21.1 | 835a | 845a | 1250a | 115a | |
| 110C Islington Stn – Lake Shore | 11.52 | | | | | | | LF | 1.5 | 20 ' 00 " | 30 | 0 | 23.0 | LF | 1.5 | 20 ' 00 " | 30 | 0 | 23.0 | LF | 1 | 30 ' 00 " | 30 | 0 | 23.0 | LF | 1 | 30 ' 00 " | 30 | 0 | 23.0 | 830a | 900a | 245a | 230a | |
| Combined/Average | | | | | | | | | 4 | 10 ' 00 " | | | | | 4 | 10 ' 00 " | | | | | 3 | 15 ' 00 " | | | | | 3 | 15 ' 00 " | | | | | | | | |

Overnight service on Islington Avenue provided by 311 ISLINGTON



SERVICE SUMMARY

June 22 to July 19, 2014

| Route | RT dist (km) and date of last change | Veh type | No. of Veh | Service interval | Run time (min) | Term time (min) | Avg spd (km/h) | Veh type | No. of Veh | Service interval | Run time (min) | Term time (min) | Avg spd (km/h) | Veh type | No. of Veh | Service interval | Run time (min) | Term time (min) | Avg spd (km/h) | Veh type | No. of Veh | Service interval | Run time (min) | Term time (min) | Avg spd (km/h) | Veh type | No. of Veh | Service interval | Run time (min) | Term time (min) | Avg spd (km/h) | First dep NB or WB | First dep SB or EB | Last dep NB or WB | Last dep SB or EB | |
|---|--------------------------------------|--|------------|------------------|----------------|-----------------|----------------|---------------------------------|----------------------|------------------|----------------|-----------------|----------------|----------|------------|-------------------------------------|----------------|-----------------|----------------|----------|------------|------------------|-----------------------------|-----------------|----------------|----------|------------|------------------|----------------|----------------------------|----------------|--------------------|--------------------|-------------------|-------------------|--|
| 35 JANE | Arw | Service outside Toronto north of Steeles Avenue is provided under contract to York Region | | | | | | | | | | | | | | | | | | | | | | | | | | | | | | | | | | |
| Monday to Friday | 23-Jun-14 | Monday-Friday morning peak period | | | | | | | Monday-Friday midday | | | | | | | Monday-Friday afternoon peak period | | | | | | | Monday-Friday early evening | | | | | | | Monday-Friday late evening | | | | | | |
| 35A Jane Stn – Steeles via Hullmar | 31.17 | LF | 11 | 10' 00" | 102 | 8 | 18.3 | LF | 6 | 20' 00" | 115 | 5 | 16.3 | LF | 6 | 20' 00" | 111 | 9 | 16.1 | LF | 4 | 22' 00" | 86 | 2 | 20.7 | LF | 10 | 8' 00" | 76 | 4 | 23.4 | 505a 235p | 425a 301p | 900a 655p | 853a 701p | |
| 35B Jane Stn – Pioneer Village & Steeles | 29.71 | LF | | 24' 00" | 97 | 7 | 18.4 | LF | 6 | 20' 00" | 111 | 9 | 16.1 | LF | 4 | 22' 00" | 86 | 2 | 20.7 | LF | | | | | | LF | | | | | | 852a | 919a | 938p | 1020p | |
| 35C Jane Stn – Steeles | 29.69 | LF | 13 | 8' 00" | 97 | 7 | 18.4 | LF | 6 | 20' 00" | 114 | 6 | 15.6 | LF | 4 | 22' 00" | 88 | 0 | 20.2 | LF | 10 | 8' 00" | 76 | 4 | 23.4 | LF | | | | | | 908a | 903a | 215a | 144a | |
| 35D Jane Stn – Langstaff Rd | 40.41 | LF | 13 | 10' 00" | 126 | 4 | 19.2 | LF | 7 | 20' 00" | 138 | 2 | 17.6 | LF | | | | | | LF | | | | | | LF | | | | | | 525a 249p | 620a 326p | 855a 633p | 902a 646p | |
| Combined/Average | | | 24 | 5' 00" | | | | 13 | 8' 00" | | | | 25 | 5' 00" | | | | | 8 | 11' 00" | | | | | 10 | 8' 00" | | | | | | | | | | |
| | | | | | | | | Every 3rd 35C operates as a 35B | | | | | | | | | | | | | | | | | | | | | | | | | | | | |
| Saturday | 05-Apr-14 | Saturday early morning | | | | | | | Saturday morning | | | | | | | Saturday afternoon | | | | | | | Saturday early evening | | | | | | | Saturday late evening | | | | | | |
| 35B Jane Stn – Pioneer Village & Steeles | 29.71 | LF | | 30' 00" | 93 | 2 | 19.1 | LF | 24 | 00" | 93 | 3 | 19.1 | LF | 7.5 | 12' 00" | 86 | 4 | 20.7 | LF | | | | | LF | | | | | | 821a | 859a | 954p | 1036p | | |
| 35C Jane Stn – Steeles | 29.69 | LF | 10 | 8' 00" | 80 | 0 | 22.3 | LF | 10 | 10' 00" | 93 | 7 | 19.2 | LF | 12 | 8' 00" | 93 | 3 | 19.2 | LF | 7.5 | 12' 00" | 86 | 4 | 20.7 | LF | 8 | 10' 00" | 76 | 4 | 23.4 | 512a | 427a | 215a | 142a | |
| Combined/Average | | | 10 | 8' 00" | | | | 10 | 10' 00" | | | | 12 | 8' 00" | | | | | 15 | 6' 00" | | | | | LF | 8 | 10' 00" | 76 | 4 | 23.4 | 8 | 10' 00" | | | | |
| | | | | | | | | Every 3rd 35C operates as a 35B | | | | | | | | | | | | | | | | | | | | | | | | | | | | |
| Sunday | 30-Mar-14 | Sunday early morning | | | | | | | Sunday morning | | | | | | | Sunday afternoon | | | | | | | Sunday early evening | | | | | | | Sunday late evening | | | | | | |
| 35B Jane Stn – Pioneer Village & Steeles | 29.71 | LF | 4 | 22' 00" | 84 | 4 | 21.2 | LF | 4.5 | 21' 00" | 90 | 5 | 19.8 | LF | 6 | 14' 00" | 83 | 1 | 21.5 | LF | | | | | LF | | | | | | 850a | 932a | 951p | 1033p | | |
| 35C Jane Stn – Steeles | 29.69 | LF | 3 | 30' 00" | 74 | 16 | 24.1 | LF | 4 | 22' 00" | 84 | 4 | 21.2 | LF | 4.5 | 21' 00" | 90 | 5 | 19.8 | LF | 6 | 14' 00" | 83 | 1 | 21.5 | LF | 8 | 10' 00" | 76 | 4 | 23.4 | 520a | 427a | 215a | 142a | |
| Combined/Average | | | 3 | 30' 00" | | | | 4 | 22' 00" | | | | 4.5 | 21' 00" | | | | | 6 | 14' 00" | | | | | LF | 8 | 10' 00" | 76 | 4 | 23.4 | 8 | 10' 00" | | | | |
| | | | | | | | | Every 3rd 35C operates as a 35B | | | | | | | | | | | | | | | | | | | | | | | | | | | | |
| 313 JANE | Arw | Rerouted south of Queen, and additional service added due to TTC track construction on Leslie. | | | | | | | | | | | | | | | | | | | | | | | | | | | | | | | | | | |
| Overnight, 7 days a week | 31-Jul-05 | Monday-Friday overnight | | | | | | | Saturday overnight | | | | | | | Sunday overnight | | | | | | | | | | | | | | | | | | | | |
| 313 Steeles – Queen via Dundas and Roncesvalles | 37.42 | LF | 3 | 30' 00" | 90 | 0 | 24.9 | LF | 3 | 30' 00" | 90 | 0 | 24.9 | LF | 3 | 30' 00" | 90 | 0 | 24.9 | LF | | | | | LF | | | | | | | | | | | |
| 195 JANE ROCKET | Arw | | | | | | | | | | | | | | | | | | | | | | | | | | | | | | | | | | | |
| Monday to Friday | 31-Mar-14 | Monday-Friday morning peak period | | | | | | | Monday-Friday midday | | | | | | | Monday-Friday afternoon peak period | | | | | | | Monday-Friday early evening | | | | | | | | | | | | | |
| 195 Jane Stn – York University | 34.28 | LF | 10 | 10' 00" | 93 | 7 | 22.1 | LF | 9 | 10' 00" | 88 | 2 | 23.4 | LF | 11 | 10' 00" | 104 | 6 | 19.8 | LF | 9 | 10' 00" | 86 | 4 | 23.9 | LF | | | | | | 706a | 623a | 1006p | 1000p | |
| Saturday | 05-Apr-14 | Saturday early morning | | | | | | | Saturday morning | | | | | | | Saturday afternoon | | | | | | | | | | | | | | | | | | | | |
| 195 Jane Stn – York University | 34.28 | LF | 9 | 10' 00" | 86 | 4 | 23.9 | LF | 9 | 10' 00" | 88 | 2 | 23.4 | LF | 9 | 10' 00" | 88 | 2 | 23.4 | LF | | | | | LF | | | | | | 700a | 619a | 650p | 700p | | |
| Sunday | 30-Mar-14 | Sunday morning | | | | | | | Sunday afternoon | | | | | | | | | | | | | | | | | | | | | | | | | | | |
| 195 Jane Stn – York University | 34.28 | LF | 9 | 10' 00" | 88 | 2 | 23.4 | LF | 9 | 10' 00" | 88 | 2 | 23.4 | LF | | | | | | LF | | | | | LF | | | | | | 900a | 810a | 700p | 700p | | |
| 83 JONES | Bir | Rerouted south of Queen, and additional service added due to TTC track construction on Leslie. | | | | | | | | | | | | | | | | | | | | | | | | | | | | | | | | | | |
| Monday to Friday | 12-May-14 | Monday-Friday morning peak period | | | | | | | Monday-Friday midday | | | | | | | Monday-Friday afternoon peak period | | | | | | | Monday-Friday early evening | | | | | | | Monday-Friday late evening | | | | | | |
| 83 Donlands Stn – Commissioners | 9.26 | LF | 5 | 11' 00" | 51 | 4 | 10.9 | LF | 4 | 12' 00" | 47 | 1 | 11.8 | LF | 4 | 14' 00" | 51 | 5 | 10.9 | LF | 3 | 15' 00" | 42 | 3 | 13.2 | LF | 3 | 15' 00" | 42 | 3 | 13.2 | 553a | 541a | 121a | 100a | |
| Saturday | 17-May-14 | Saturday early morning | | | | | | | Saturday morning | | | | | | | Saturday afternoon | | | | | | | Saturday early evening | | | | | | | Saturday late evening | | | | | | |
| 83 Donlands Stn – Commissioners | 9.26 | LF | 3 | 15' 00" | 42 | 3 | 13.2 | LF | 3 | 15' 00" | 42 | 3 | 13.2 | LF | 3 | 15' 00" | 42 | 3 | 13.2 | LF | 3 | 15' 00" | 42 | 3 | 13.2 | LF | 3 | 15' 00" | 42 | 3 | 13.2 | 609a | 610a | 121a | 100a | |
| Sunday | 11-May-14 | Sunday morning | | | | | | | Sunday afternoon | | | | | | | Sunday early evening | | | | | | | Sunday late evening | | | | | | | | | | | | | |
| 83 Donlands Stn – Commissioners | 9.26 | LF | 3 | 15' 00" | 42 | 3 | 13.2 | LF | 3 | 15' 00" | 42 | 3 | 13.2 | LF | 3 | 15' 00" | 42 | 3 | 13.2 | LF | 3 | 15' 00" | 42 | 3 | 13.2 | LF | 3 | 15' 00" | 42 | 3 | 13.2 | 851a | 900a | 121a | 100a | |



SERVICE SUMMARY

June 22 to July 19, 2014

| Route | RT dist (km) and date of last change | Veh type | No. of Veh | Service interval | Run time (min) | Term time (min) | Avg spd (km/h) | Veh type | No. of Veh | Service interval | Run time (min) | Term time (min) | Avg spd (km/h) | Veh type | No. of Veh | Service interval | Run time (min) | Term time (min) | Avg spd (km/h) | Veh type | No. of Veh | Service interval | Run time (min) | Term time (min) | Avg spd (km/h) | Veh type | No. of Veh | Service interval | Run time (min) | Term time (min) | Avg spd (km/h) | First dep NB or WB | First dep SB or EB | Last dep NB or WB | Last dep SB or EB | | | | |
|--|--------------------------------------|---|-----------------------------------|------------------|----------------|-----------------|----------------|----------------------|------------|------------------|----------------|-----------------|-------------------------------------|----------|------------|------------------|----------------|-----------------------------|----------------|----------|------------|------------------|----------------------------|-----------------|----------------|----------|------------|------------------|----------------|-----------------|----------------|--------------------|--------------------|-------------------|-------------------|------|--|--|--|
| 40 JUNCTION | Qsy | | | | | | | | | | | | | | | | | | | | | | | | | | | | | | | | | | | | | | |
| Monday to Friday | 03-Sep-13 | | Monday-Friday morning peak period | | | | | Monday-Friday midday | | | | | Monday-Friday afternoon peak period | | | | | Monday-Friday early evening | | | | | Monday-Friday late evening | | | | | | | | | | | | | | | | |
| 40 Dundas West Stn – Runnymede | 6.03 | LF | 4 | 6' 30" | 26 | 0 | 13.9 | LF | 3 | 10' 00" | 30 | 0 | 12.1 | LF | 4 | 7' 30" | 30 | 0 | 12.1 | LF | 2 | 12' 00" | 22 | 2 | 16.4 | LF | 1 | 20' 00" | 16 | 4 | 22.6 | 456a | 505a | 140a | 150a | | | | |
| Saturday | 07-Sep-13 | | Saturday early morning | | | | | Saturday morning | | | | | Saturday afternoon | | | | | Saturday early evening | | | | | Saturday late evening | | | | | | | | | | | | | | | | |
| 40 Dundas West Stn – Runnymede | 6.03 | LF | 2 | 8' 00" | 14 | 2 | 25.8 | LF | 2 | 12' 00" | 22 | 2 | 16.4 | LF | 3 | 10' 00" | 30 | 0 | 12.1 | LF | 2 | 12' 00" | 18 | 6 | 20.1 | LF | 1 | 20' 00" | 16 | 4 | 22.6 | 510a | 503a | 150a | 200a | | | | |
| Sunday | 01-Sep-13 | | Sunday early morning | | | | | Sunday morning | | | | | Sunday afternoon | | | | | Sunday early evening | | | | | Sunday late evening | | | | | | | | | | | | | | | | |
| 40 Dundas West Stn – Runnymede | 6.03 | LF | 1 | 20' 00" | 14 | 6 | 25.8 | LF | 2 | 12' 00" | 20 | 4 | 18.1 | LF | 2 | 12' 00" | 20 | 4 | 18.1 | LF | 2 | 12' 00" | 18 | 6 | 20.1 | LF | 1 | 20' 00" | 14 | 6 | 25.8 | 500a | 507a | 210a | 200a | | | | |
| Overnight service provided by 313 JANE | | | | | | | | | | | | | | | | | | | | | | | | | | | | | | | | | | | | | | | |
| 41 KEELE | MtD | Includes additional running time for construction of the Toronto-York Spadina Subway extension. | | | | | | | | | | | | | | | | | | | | | | | | | | | | | | | | | | | | | |
| Monday to Friday | 23-Jun-14 | | Monday-Friday morning peak period | | | | | Monday-Friday midday | | | | | Monday-Friday afternoon peak period | | | | | Monday-Friday early evening | | | | | Monday-Friday late evening | | | | | | | | | | | | | | | | |
| 41A Keele Stn – York University and Steeles | 32.46 | | | | | | | | | | | | | LF | 8 | 15' 00" | 108 | 12 | 18.0 | LF | 5 | 20' 00" | 90 | 10 | 21.6 | | | | | | | 615p | 719p | 230a | 240a | | | | |
| 41B Keele Stn – Steeles & Petrolia via York University | 33.25 | LF | 14 | 8' 30" | 116 | 3 | 17.2 | LF | 16 | 7' 00" | 109 | 3 | 18.3 | LF | 15 | 9' 00" | 127 | 8 | 15.7 | | | | | | | | | | | | | 425a | 446a | 603p | 708p | | | | |
| 41E Keele Stn – York University Express | 27.36 | LF | 6 | 17' 00" | 99 | 3 | 16.6 | | | | | | LF | 6 | 18' 00" | 106 | 2 | 15.5 | | | | | | | | | | | | | | 603a | 653a | 836a | 835a | | | | |
| Combined/Average | | | 20 | 5' 40" | | | | 16 | 7' 00" | | | | 21 | 6' 00" | | | | | 8 | 15' 00" | | | | | | 5 | 20' 00" | | | | 311p | 235p | 705p | 659p | | | | | |
| Saturday | 28-Jun-14 | | Saturday early morning | | | | | Saturday morning | | | | | Saturday afternoon | | | | | Saturday early evening | | | | | Saturday late evening | | | | | | | | | | | | | | | | |
| 41A Keele Stn – York University and Steeles | 32.46 | LF | 9 | 12' 00" | 102 | 6 | 19.1 | LF | 13 | 9' 15" | 117 | 3 | 16.6 | LF | 17 | 7' 00" | 119 | 0 | 16.4 | LF | 7 | 15' 00" | 97 | 8 | 20.1 | LF | 5 | 18' 00" | 88 | 2 | 22.1 | 455a | 444a | 140a | 150a | | | | |
| Sunday | 22-Jun-14 | | Sunday early morning | | | | | Sunday morning | | | | | Sunday afternoon | | | | | Sunday early evening | | | | | Sunday late evening | | | | | | | | | | | | | | | | |
| 41A Keele Stn – York University and Steeles | 32.46 | LF | 5 | 20' 00" | 92 | 8 | 21.2 | LF | 11 | 10' 00" | 100 | 10 | 19.5 | LF | 13 | 9' 15" | 116 | 4 | 16.8 | LF | 5 | 20' 00" | 94 | 6 | 20.7 | LF | 4 | 22' 00" | 88 | 0 | 22.1 | 630a | 547a | 140a | 220a | | | | |
| 107 KEELE NORTH | Wil | Service outside Toronto north of Steeles Avenue, all late evening and weekend service in Toronto, and all midday service in Toronto on the 107B branch is provided under contract to York Region. | | | | | | | | | | | | | | | | | | | | | | | | | | | | | | | | | | | | | |
| | | Running time increase required for construction of the Toronto-York Spadina Subway expansion. | | | | | | | | | | | | | | | | | | | | | | | | | | | | | | | | | | | | | |
| Monday to Friday | 15-Oct-13 | | Monday-Friday morning peak period | | | | | Monday-Friday midday | | | | | Monday-Friday afternoon peak period | | | | | Monday-Friday early evening | | | | | Monday-Friday late evening | | | | | | | | | | | | | | | | |
| 107B Downsview Stn – Rutherford Go Stn via Chesswood and York University | 33.76 | Lift | 6 | 18' 00" | 107 | 1 | 18.9 | Lift | 3 | 32' 00" | 82 | 14 | 24.7 | Lift | 5 | 22' 00" | 108 | 2 | 18.8 | | | | | | | | | | | | | | 555a | 637a | 629p | 730p | | | |
| 107B Downsview Stn – Rutherford Go Stn via Chesswood | 32.32 | Lift | Two NB Trips | | | | | | | | | | | | | | | | | | | | | | | | | | | | | | | | | | | | |
| 107C Downsview Stn – Teston Rd | 35.92 | | | | | | | | | | | | | Lift | 4 | 24' 00" | 94 | 2 | 22.9 | Lift | 2 | 40' 00" | 75 | 5 | 28.7 | | | | | | | 712p | 740p | 1200a | 1243a | | | | |
| 107C Downsview Stn – Teston Rd via York University | 37.37 | Lift | 7 | 18' 00" | 117 | 9 | 19.2 | Lift | 3 | 32' 00" | 93 | 3 | 24.1 | Lift | 6 | 22' 00" | 125 | 7 | 17.9 | | | | | | | | | | | | | | 551a | 507a | 612p | 721p | | | |
| Combined/Average | | | 13 | 9' 00" | | | | 6 | 16' 00" | | | | 11 | 11' 00" | | | | | 4 | 24' 00" | | | | | | 2 | 40' 00" | | | | | | | | | | | | |
| Buses operate southbound via York University beginning at 7.00a | | | | | | | | | | | | | | | | | | | | | | | | | | | | | | | | | | | | | | | |
| Buses operate via York University SB before noon, and NB after noon. | | | | | | | | | | | | | | | | | | | | | | | | | | | | | | | | | | | | | | | |
| Buses operate northbound via York University | | | | | | | | | | | | | | | | | | | | | | | | | | | | | | | | | | | | | | | |
| Saturday | 12-May-12 | | Saturday early morning | | | | | Saturday morning | | | | | Saturday afternoon | | | | | Saturday early evening | | | | | Saturday late evening | | | | | | | | | | | | | | | | |
| 107C Downsview Stn – Teston Rd | 35.92 | Lift | 1.5 | 60' 00" | 88 | 2 | 24.5 | Lift | 2 | 60' 00" | 96 | 24 | 22.5 | Lift | 2 | 60' 00" | 96 | 24 | 22.5 | Lift | 1.5 | 60' 00" | 80 | 10 | 26.9 | Lift | 1 | 80' 00" | 75 | 5 | 28.7 | 730a | 730a | 1040p | 1124p | | | | |
| 107D Downsview Stn – McNaughton | 32.22 | Lift | 1.5 | 60' 00" | 88 | 2 | 22.0 | Lift | 2 | 60' 00" | 96 | 24 | 20.1 | Lift | 2 | 60' 00" | 96 | 24 | 20.1 | Lift | 1.5 | 60' 00" | 80 | 10 | 24.2 | Lift | 1 | 80' 00" | 75 | 5 | 25.8 | 600a | 645a | 920p | 1000p | | | | |
| Combined/Average | | | 3 | 30' 00" | | | | 4 | 30' 00" | | | | 4 | 30' 00" | | | | | 3 | 30' 00" | | | | | | 2 | 40' 00" | | | | | | | | | | | | |
| Sunday | 17-Jun-12 | | Sunday morning | | | | | Sunday afternoon | | | | | Sunday early evening | | | | | Sunday late evening | | | | | | | | | | | | | | | | | | | | | |
| 107C Downsview Stn – Teston Rd | 35.92 | Lift | 1.5 | 60' 00" | 80 | 10 | 26.9 | Lift | 1.5 | 60' 00" | 83 | 7 | 26.0 | Lift | 1 | 80' 00" | 75 | 5 | 28.7 | Lift | 1 | 80' 00" | 75 | 5 | 28.7 | Lift | 1 | 80' 00" | 75 | 5 | 28.7 | 900a | 841a | 1040p | 1123p | | | | |
| 107D Downsview Stn – McNaughton | 32.22 | Lift | 1.5 | 60' 00" | 83 | 7 | 23.3 | Lift | 1.5 | 60' 00" | 83 | 7 | 23.3 | Lift | 1 | 80' 00" | 75 | 5 | 25.8 | Lift | 1 | 80' 00" | 75 | 5 | 25.8 | Lift | 1 | 80' 00" | 75 | 5 | 25.8 | 930a | 911a | 1000p | 1040p | | | | |
| Combined/Average | | | 3 | 30' 00" | | | | 3 | 30' 00" | | | | 3 | 30' 00" | | | | | 2 | 40' 00" | | | | | | 2 | 40' 00" | | | | | | | | | | | | |



SERVICE SUMMARY

June 22 to July 19, 2014

| Route | RT dist (km) and date of last change | Veh type | No. of Veh | Service interval | Run time (min) | Term time (min) | Avg spd (km/h) | Veh type | No. of Veh | Service interval | Run time (min) | Term time (min) | Avg spd (km/h) | Veh type | No. of Veh | Service interval | Run time (min) | Term time (min) | Avg spd (km/h) | Veh type | No. of Veh | Service interval | Run time (min) | Term time (min) | Avg spd (km/h) | Veh type | No. of Veh | Service interval | Run time (min) | Term time (min) | Avg spd (km/h) | First dep NB or WB | First dep SB or EB | Last dep NB or WB | Last dep SB or EB | | | | | | |
|---|--------------------------------------|---|-----------------------------------|------------------|----------------|-----------------|----------------------|----------|------------|------------------|-------------------------------------|-----------------|----------------|----------|-----------------------------|------------------|----------------|-----------------|----------------------------|----------|------------|------------------|----------------|-----------------|----------------|----------|------------|------------------|----------------|-----------------|----------------|--------------------|--------------------|-------------------|-------------------|--|--|--|--|--|--|
| 43 KENNEDY | Egl | | | | | | | | | | | | | | | | | | | | | | | | | | | | | | | | | | | | | | | | |
| Monday to Friday | 23-Jun-14 | | Monday-Friday morning peak period | | | | Monday-Friday midday | | | | Monday-Friday afternoon peak period | | | | Monday-Friday early evening | | | | Monday-Friday late evening | | | | | | | | | | | | | | | | | | | | | | |
| 43A Kennedy Stn – Steeles | 23.76 | LF | 8 | 10' 00" | 78 | 2 | 18.3 | LF | 7 | 11' 00" | 75 | 2 | 19.0 | LF | 10 | 9' 00" | 86 | 4 | 16.6 | LF | 5 | 15' 00" | 70 | 5 | 20.4 | LF | 5 | 12' 00" | 60 | 0 | 23.8 | 525a | 530a | 220a | 140a | | | | | | |
| 43B Kennedy Stn – Scarborough Centre Stn via Progress | 14.23 | LF | 5 | 10' 00" | 48 | 2 | 17.8 | LF | 5 | 11' 00" | 45 | 10 | 19.0 | LF | 3 | 18' 00" | 50 | 4 | 17.1 | LF | 3 | 15' 00" | 42 | 3 | 20.3 | | | | | | | 605a | 533a | 1007p | 1013p | | | | | | |
| Combined/Average | | | 13 | 5' 00" | | | | 12 | 5' 30" | | | | 13 | 6' 00" | | | | | | 8 | 7' 30" | | | | | 5 | 12' 00" | | | | | | | | | | | | | | |
| Saturday | 28-Jun-14 | | Saturday early morning | | | | Saturday morning | | | | Saturday afternoon | | | | Saturday early evening | | | | Saturday late evening | | | | | | | | | | | | | | | | | | | | | | |
| 43A Kennedy Stn – Steeles | 23.76 | LF | 4 | 15' 00" | 60 | 0 | 23.8 | LF | 6.5 | 12' 30" | 80 | 2 | 17.9 | LF | 6.5 | 12' 30" | 80 | 2 | 17.9 | LF | 3 | 20' 00" | 60 | 0 | 23.8 | LF | 3 | 20' 00" | 60 | 0 | 23.8 | 540a | 610a | 220a | 150a | | | | | | |
| 43B Kennedy Stn – Scarborough Centre Stn via Progress | 14.23 | LF | 3 | 15' 00" | 40 | 5 | 21.3 | LF | 3.5 | 12' 30" | 42 | 2 | 20.3 | LF | 3.5 | 12' 30" | 42 | 2 | 20.3 | LF | 2 | 20' 00" | 40 | 0 | 21.3 | | | | | | | 550a | 610a | 1010p | 1010p | | | | | | |
| Combined/Average | | | 7 | 7' 30" | | | | 10 | 6' 15" | | | | 10 | 6' 15" | | | | | | 5 | 10' 00" | | | | | 3 | 20' 00" | | | | | | | | | | | | | | |
| Sunday | 22-Jun-14 | | Sunday morning | | | | Sunday afternoon | | | | Sunday early evening | | | | Sunday late evening | | | | | | | | | | | | | | | | | | | | | | | | | | |
| 43A Kennedy Stn – Steeles | 23.76 | LF | 8 | 8' 45" | 65 | 5 | 21.9 | LF | 8 | 8' 45" | 68 | 2 | 21.0 | LF | 4 | 15' 00" | 54 | 6 | 26.4 | LF | 4 | 15' 00" | 54 | 6 | 26.4 | LF | 4 | 15' 00" | 54 | 6 | 26.4 | 800a | 813a | 220a | 144a | | | | | | |
| 504 KING | Ron/Rus | Includes temporary additional running time westbound at Spadina. During Queens Quay construction, all 510 SPADINA cars turn at Charlotte & King increasing traffic congestion in the area. Russell Carhouse access via Gerrard and Coxwell during TTC Trackwork at Queen & Broadview. | | | | | | | | | | | | | | | | | | | | | | | | | | | | | | | | | | | | | | | |
| Monday to Friday | 23-Jun-14 | | Monday-Friday morning peak period | | | | Monday-Friday midday | | | | Monday-Friday afternoon peak period | | | | Monday-Friday early evening | | | | Monday-Friday late evening | | | | | | | | | | | | | | | | | | | | | | |
| 504 Dundas West Stn – Broadview Stn | 25.62 | CLRV | 30 | 4' 00" | 112 | 8 | 13.7 | CLRV | 30 | 3' 45" | 106 | 7 | 14.5 | CLRV | 45 | 2' 50" | 120 | 8 | 12.8 | CLRV | 27 | 4' 00" | 101 | 7 | 15.2 | CLRV | 14 | 6' 45" | 90 | 5 | 17.1 | 500a | 457a | 205a | 205a | | | | | | |
| 504 Dundas West Stn – Broadview Stn | 25.62 | ALRV | 3 | trips | | | | | | | | | | | | | | | | | | | | | | | | | | | | | | | | | | | | | |
| 504 Dundas West Stn – Parliament | 21.19 | CLRV | 3 | trips | | | | | | | | | | | | | | | | | | | | | | | | | | | | | | | | | | | | | |
| 504 Roncesvalles & Queen – Broadview Stn. | 22.30 | CLRV | 3 | trips | | | | | | | | | | | | | | | | | | | | | | | | | | | | | | | | | | | | | |
| 504 Ronces. & Queen – Broadview & Queen | 16.99 | CLRV | 3 | trips | | | | | | | | | | CLRV | 3 | 6 trips | | | | | | | | | | | | | | | | | | | | | | | | | |
| Combined/Average | | | 49 | | | | | | | | | | | 48 | | | | | | | | | | | | | | | | | | | | | | | | | | | |
| See also 508 LAKE SHORE | | | | | | | | | | | | | | | | | | | | | | | | | | | | | | | | | | | | | | | | | |
| Saturday | 28-Jun-14 | | Saturday early morning | | | | Saturday morning | | | | Saturday afternoon | | | | Saturday early evening | | | | Saturday late evening | | | | | | | | | | | | | | | | | | | | | | |
| 504 Dundas West Stn – Broadview Stn | 25.62 | CLRV | 10 | 10' 00" | 95 | 5 | 16.2 | CLRV | 18 | 6' 10" | 103 | 8 | 14.9 | CLRV | 26 | 4' 15" | 103 | 8 | 14.9 | CLRV | 17 | 6' 20" | 103 | 5 | 14.9 | CLRV | 13 | 7' 15" | 88 | 7 | 17.5 | 500a | 455a | 230a | 250a | | | | | | |
| Sunday | 22-Jun-14 | | Sunday early morning | | | | Sunday morning | | | | Sunday afternoon | | | | Sunday early evening | | | | Sunday late evening | | | | | | | | | | | | | | | | | | | | | | |
| 504 Dundas West Stn – Broadview Stn | 25.62 | CLRV | 9 | 10' 00" | 90 | 0 | 17.1 | CLRV | 20 | 5' 15" | 101 | 4 | 15.2 | CLRV | 19 | 5' 45" | 101 | 9 | 15.3 | CLRV | 10 | 9' 30" | 88 | 7 | 17.5 | CLRV | 9 | 10' 00" | 88 | 2 | 17.5 | 520a | 520a | 220a | 215a | | | | | | |

Overnight service on Roncesvalles Avenue provided by 313 JANE and overnight service on Broadview Avenue provided by 303 DON MILLS



SERVICE SUMMARY

June 22 to July 19, 2014

| Route | RT dist (km) and date of last change | Veh type | No. of Veh | Service interval | Run time (min) | Term time (min) | Avg spd (km/h) | Veh type | No. of Veh | Service interval | Run time (min) | Term time (min) | Avg spd (km/h) | Veh type | No. of Veh | Service interval | Run time (min) | Term time (min) | Avg spd (km/h) | Veh type | No. of Veh | Service interval | Run time (min) | Term time (min) | Avg spd (km/h) | Veh type | No. of Veh | Service interval | Run time (min) | Term time (min) | Avg spd (km/h) | First dep NB or WB | First dep SB or EB | Last dep NB or WB | Last dep SB or EB | |
|---|--------------------------------------|---|------------|------------------|----------------|-----------------|----------------|----------|----------------------|------------------|----------------|-----------------|----------------|----------|------------|-------------------------------------|----------------|-----------------|----------------|----------|------------|------------------|-----------------------------|-----------------|----------------|----------|------------|------------------|----------------|----------------------------|----------------|--------------------|--------------------|-------------------|-------------------|--|
| 12 KINGSTON RD | Bir | Additional running time during City Construction on Kingston Road between Victoria Park and Warden. | | | | | | | | | | | | | | | | | | | | | | | | | | | | | | | | | | |
| Monday to Friday | 23-Dec-13 | Monday-Friday morning peak period | | | | | | | Monday-Friday midday | | | | | | | Monday-Friday afternoon peak period | | | | | | | Monday-Friday early evening | | | | | | | Monday-Friday late evening | | | | | | |
| 12A Victoria Park Stn – Kennedy Stn via Variety Village and Brimley | 22.81 | LF | 5.5 | 15' 00" | 80 | 3 | 17.1 | LF | 3.5 | 25' 00" | 77 | 11 | 17.8 | LF | 4.5 | 19' 00" | 84 | 2 | 16.3 | LF | 3.5 | 25' 00" | 77 | 11 | 17.8 | LF | 3 | 20' 00" | 60 | 0 | 22.8 | 559a | 554a | 110a | 100a | |
| 12C Victoria Park Stn – St Clair | 16.68 | LF | 4.5 | 15' 00" | 59 | 9 | 17.0 | LF | 2.5 | 25' 00" | 56 | 7 | 17.9 | LF | 3.5 | 19' 00" | 60 | 7 | 16.7 | LF | 2.5 | 25' 00" | 56 | 7 | 17.9 | | | | | | | 514a | 547a | 955p | 950p | |
| Combined/Average | | | 10 | 7' 30" | | | | | 6 | 12' 30" | | | | | 8 | 9' 30" | | | | | 6 | 12' 30" | | | | | | 3 | 0' 00" | | | | | | | |
| Before 9:00 am, 12 operates Kingston Rd, Brimley, Barkdene, Brooklawn, St Clair, Brimley and Kingston Rd After 9:00 am, 12 operates Kingston Rd, Brimley, St Clair, Brooklawn, Barkdene, Brimley and Kingston Rd | | | | | | | | | | | | | | | | | | | | | | | | | | | | | | | | | | | | |
| Saturday | 28-Jun-14 | Saturday early morning | | | | | | | Saturday morning | | | | | | | Saturday afternoon | | | | | | | Saturday early evening | | | | | | | Saturday late evening | | | | | | |
| 12A Victoria Park Stn – Kennedy Stn via Variety Village and Brimley | 22.81 | LF | 2 | 38' 30" | 77 | 0 | 17.8 | LF | 2 | 38' 30" | 77 | 0 | 17.8 | LF | 2.5 | 31' 00" | 77 | 1 | 17.8 | LF | 2 | 37' 30" | 72 | 3 | 19.0 | LF | 2 | 30' 00" | 60 | 0 | 22.8 | 525a | 603a | 100a | 100a | |
| 12B Victoria Park Stn – Kennedy Stn via Brimley | 22.81 | LF | 2 | 38' 30" | 77 | 0 | 17.8 | LF | 2 | 38' 30" | 77 | 0 | 17.8 | LF | 2.5 | 31' 00" | 77 | 1 | 17.8 | LF | 2 | 37' 30" | 72 | 3 | 19.0 | | | | | | 544a | 622a | 1030p | 1000p | | |
| Combined/Average | | | 4 | 19' 15" | | | | | 4 | 19' 15" | | | | | 5 | 15' 30" | | | | | 4 | 18' 45" | | | | | | 2 | 30' 00" | | | | | | | |
| Sunday | 22-Jun-14 | Sunday morning | | | | | | | Sunday afternoon | | | | | | | Sunday early evening | | | | | | | Sunday late evening | | | | | | | | | | | | | |
| 12A Victoria Park Stn – Kennedy Stn via Variety Village and Brimley | 22.81 | | | | | | | LF | 2 | 38' 30" | 77 | 0 | 17.8 | LF | 2.5 | 31' 00" | 77 | 1 | 17.8 | LF | 1.5 | 40' 00" | 60 | 0 | 22.8 | LF | 2 | 30' 00" | 60 | 0 | 22.8 | 824a | 745a | 100a | 100a | |
| 12B Victoria Park Stn – Kennedy Stn via Brimley | 22.81 | | | | | | | LF | 2 | 38' 30" | 77 | 0 | 17.8 | LF | 2.5 | 31' 00" | 77 | 1 | 17.8 | LF | 1.5 | 40' 00" | 60 | 0 | 22.8 | | | | | | 802a | 805a | 1030p | 1000p | | |
| Combined/Average | | | | | | | | | 4 | 19' 15" | | | | | 5 | 15' 30" | | | | | 3 | 20' 00" | | | | | | 2 | 30' 00" | | | | | | | |
| Overnight service on Victoria Park Avenue provided by 324 VICTORIA PARK | | | | | | | | | | | | | | | | | | | | | | | | | | | | | | | | | | | | |
| 503 KINGSTON RD | Egl | 67.5 | | | | | | | | | | | | | | | | | | | | | | | | | | | | | | | | | | |
| 503 York – Victoria Park | | See 502 DOWNTOWNER | | | | | | | | | | | | | | | | | | | | | | | | | | | | | | | | | | |
| 7.5 | | | | | | | | | | | | | | | | | | | | | | | | | | | | | | | | | | | | |
| 45 KIPLING | Qsy | Additional running time during City Construction between Dixon and Bloor. | | | | | | | | | | | | | | | | | | | | | | | | | | | | | | | | | | |
| Monday to Friday | 23-Jun-14 | Monday-Friday morning peak period | | | | | | | Monday-Friday midday | | | | | | | Monday-Friday afternoon peak period | | | | | | | Monday-Friday early evening | | | | | | | Monday-Friday late evening | | | | | | |
| 45 Kipling Stn – Steeles | 29.34 | LF | 4 | 22' 00" | 83 | 5 | 21.2 | LF | 7 | 11' 00" | 75 | 2 | 23.5 | LF | 6 | 15' 00" | 89 | 1 | 19.8 | LF | 9 | 9' 00" | 77 | 4 | 22.9 | LF | 6 | 11' 00" | 61 | 5 | 28.9 | 430a | 445a | 220a | 210a | |
| 45B Kipling Stn – Carlingview via Belfield | 25.04 | LF | 3 | 22' 00" | 66 | 0 | 22.8 | LF | 3 | 22' 00" | 59 | 7 | 25.5 | LF | 5 | 15' 00" | 69 | 6 | 21.8 | | | | | | | | | | | | 520a | 550a | 556p | 637p | | |
| 45E Kipling Stn – Steeles Express | 29.34 | LF | 14 | 5' 30" | 77 | 0 | 22.9 | | | | | | LF | 10 | 8' 30" | 82 | 3 | 21.5 | | | | | | | | | | | | 625a | 600a | 907a | 857a | | | |
| Combined/Average | | | 21 | 3' 40" | | | | | 10 | 7' 20" | | | | | 21 | 3' 59" | | | | | 9 | 9' 00" | | | | | | 6 | 11' 00" | | | 406p | 327p | 759p | 752p | |
| Saturday | 17-May-14 | Saturday early morning | | | | | | | Saturday morning | | | | | | | Saturday afternoon | | | | | | | Saturday early evening | | | | | | | Saturday late evening | | | | | | |
| 45 Kipling Stn – Steeles | 29.34 | LF | 5 | 13' 00" | 65 | 0 | 27.1 | LF | 8 | 10' 00" | 80 | 0 | 22.0 | LF | 9 | 9' 00" | 80 | 1 | 22.0 | LF | 7 | 10' 00" | 66 | 4 | 26.7 | LF | 4 | 17' 00" | 61 | 7 | 28.9 | 543a | 543a | 139a | 207a | |
| Sunday | 22-Jun-14 | Sunday morning | | | | | | | Sunday afternoon | | | | | | | Sunday early evening | | | | | | | Sunday late evening | | | | | | | | | | | | | |
| 45 Kipling Stn – Steeles | 29.34 | | | | | | | LF | 8 | 10' 00" | 77 | 3 | 22.9 | LF | 8 | 10' 00" | 78 | 2 | 22.6 | LF | 6 | 12' 00" | 68 | 4 | 25.9 | LF | 4 | 17' 00" | 61 | 7 | 28.9 | 800a | 807a | 105a | 133a | |
| 44 KIPLING SOUTH | Qsy | | | | | | | | | | | | | | | | | | | | | | | | | | | | | | | | | | | |
| Monday to Friday | 23-Jun-14 | Monday-Friday morning peak period | | | | | | | Monday-Friday midday | | | | | | | Monday-Friday afternoon peak period | | | | | | | Monday-Friday early evening | | | | | | | Monday-Friday late evening | | | | | | |
| 44 Kipling Stn – Lake Shore | 10.38 | LF | 6 | 6' 00" | 36 | 0 | 17.3 | LF | 5 | 7' 30" | 36 | 2 | 17.3 | LF | 7 | 5' 30" | 36 | 3 | 17.3 | LF | 3 | 12' 00" | 30 | 6 | 20.8 | LF | 2 | 15' 00" | 30 | 0 | 20.8 | 501a | 516a | 217a | 232a | |
| Saturday | 05-Apr-14 | Saturday early morning | | | | | | | Saturday morning | | | | | | | Saturday afternoon | | | | | | | Saturday early evening | | | | | | | Saturday late evening | | | | | | |
| 44 Kipling Stn – Lake Shore | 10.38 | LF | 2 | 15' 00" | 30 | 0 | 20.8 | LF | 2 | 15' 00" | 30 | 0 | 20.8 | LF | 4 | 9' 00" | 34 | 2 | 18.3 | LF | 2 | 15' 00" | 30 | 0 | 20.8 | LF | 1 | 30' 00" | 29 | 1 | 21.5 | 503a | 518a | 217a | 232a | |
| Sunday | 02-Sep-12 | Sunday morning | | | | | | | Sunday afternoon | | | | | | | Sunday early evening | | | | | | | Sunday late evening | | | | | | | | | | | | | |
| 44 Kipling Stn – Lake Shore | 10.38 | | | | | | | LF | 2 | 15' 00" | 30 | 0 | 20.8 | LF | 2 | 15' 00" | 30 | 0 | 20.8 | LF | 2 | 15' 00" | 30 | 0 | 20.8 | LF | 1 | 30' 00" | 29 | 1 | 21.5 | 847a | 902a | 1247a | 202a | |



SERVICE SUMMARY

June 22 to July 19, 2014

| Route | RT dist (km) and date of last change | Veh type | No. of Veh | Service interval | Run time (min) | Term time (min) | Avg spd (km/h) | Veh type | No. of Veh | Service interval | Run time (min) | Term time (min) | Avg spd (km/h) | Veh type | No. of Veh | Service interval | Run time (min) | Term time (min) | Avg spd (km/h) | Veh type | No. of Veh | Service interval | Run time (min) | Term time (min) | Avg spd (km/h) | Veh type | No. of Veh | Service interval | Run time (min) | Term time (min) | Avg spd (km/h) | First dep NB or WB | First dep SB or EB | Last dep NB or WB | Last dep SB or EB | | |
|---|--------------------------------------|---|------------|--|----------------|-----------------|----------------|----------|------------|------------------|--|-----------------|----------------|----------|------------|------------------|----------------|--|----------------|----------|------------|------------------|----------------|-----------------|------------------------------------|----------|------------|------------------|----------------|-----------------|----------------|-----------------------------------|--------------------|-------------------|-------------------|-------|-------|
| 508 LAKE SHORE | Ron | | | | | | | | | | | | | | | | | | | | | | | | | | | | | | | | | | | | |
| Monday to Friday | 31-Mar-14 | | | Monday-Friday morning peak period | | | | | | | Monday-Friday afternoon peak period | | | | | | | | | | | | | | | | | | | | | | | | | | |
| 508 Long Branch – Parliament | 18.80 | CLRV | 3 | | | | | | | | | | | | | | | | | | | | | | | | | | | | | | | 726a | 751a | | |
| 508 Church – Long Branch | 17.40 | | | | | | | | | | | | | CLRV | 6 | | | | | | | | | | | | | | | | | | 423p | 538p | | | |
| 30 LAMBTON | Qsy | Temporary routing change during pavement rehabilitation at High Park Station. | | | | | | | | | | | | | | | | | | | | | | | | | | | | | | | | | | | |
| Monday to Friday | 23-Jun-14 | | | Monday-Friday morning peak period | | | | | | | Monday-Friday midday | | | | | | | Monday-Friday afternoon peak period | | | | | | | Monday-Friday early evening | | | | | | | Monday-Friday late evening | | | | | |
| 30A Kipling Stn – High Park Stn | 18.39 | LF | 3 | 20'00" | 53 | 7 | 20.8 | LF | 2 | 30'00" | 49 | 11 | 22.5 | LF | 3 | 20'00" | 53 | 7 | 20.8 | LF | 2 | 30'00" | 56 | 4 | 19.7 | LF | 2 | 30'00" | 44 | 16 | 25.1 | 520a | 540a | 1258a | 105a | | |
| Saturday | 28-Jun-14 | | | Saturday early morning | | | | | | | Saturday morning | | | | | | | Saturday afternoon | | | | | | | Saturday early evening | | | | | | | Saturday late evening | | | | | |
| 30A Kipling Stn – High Park Stn | 18.39 | LF | 2 | 30'00" | 44 | 16 | 25.1 | | | | | | | LF | 2 | 30'00" | 48 | 12 | 23.0 | LF | 2 | 30'00" | 44 | 16 | 25.1 | | | | | | | | | 530a | 600a | 1000a | 930a |
| 30B Kipling Stn – High Park via High Park Stn | 19.20 | | | | | | | LF | 3 | 24'00" | 65 | 7 | 17.7 | LF | 3 | 24'00" | 65 | 7 | 17.7 | | | | | | | | | | | | | | | 705p | 635p | 100a | 100a |
| | | | | | | | | | | | | | | | | | | | | | | | | | | | | | | | | | 1021a | 948a | 647p | 611p | |
| Sunday | 22-Jun-14 | | | Sunday morning | | | | | | | Sunday afternoon | | | | | | | Sunday early evening | | | | | | | | | | | | | | | | | | | |
| 30A Kipling Stn – High Park Stn | 18.39 | | | | | | | | | | | | | LF | 2 | 30'00" | 48 | 12 | 23.0 | | | | | | | | | | | | | | | 830a | 900a | 1022a | 953a |
| 30B Kipling Stn – High Park via High Park Stn | 19.20 | | | | | | | LF | 2.2 | 30'00" | 66 | 0 | 17.5 | LF | 2.2 | 30'00" | 66 | 0 | 17.5 | | | | | | | | | | | | | | | 705p | 642p | 1005p | 1005p |
| | | | | | | | | | | | | | | | | | | | | | | | | | | | | | | | | | 1044a | 1012a | 644p | 612p | |
| | | | | | | | | | | | | | | | | | | | | | | | | | | | | | | | | | | | | | |
| 47 LANSLOWNE | MtD | | | | | | | | | | | | | | | | | | | | | | | | | | | | | | | | | | | | |
| Monday to Friday | 23-Jun-14 | | | Monday-Friday morning peak period | | | | | | | Monday-Friday midday | | | | | | | Monday-Friday afternoon peak period | | | | | | | Monday-Friday early evening | | | | | | | Monday-Friday late evening | | | | | |
| 47A Queen – St Clair | 8.51 | LF | 4 | 9'00" | 36 | 0 | 14.2 | LF | 2.5 | 15'00" | 36 | 2 | 14.2 | LF | 3 | 13'00" | 36 | 3 | 14.2 | LF | 2 | 18'00" | 36 | 0 | 14.2 | LF | 1.5 | 20'00" | 30 | 0 | 17.0 | 500a | 445a | 145a | 128a | | |
| 47B Queen – Yorkdale Stn via Caledonia and Bridgeland | 25.11 | LF | 5 | 18'00" | 86 | 4 | 17.5 | LF | 5.5 | 15'00" | 80 | 3 | 18.8 | LF | 3.5 | 26'00" | 91 | 0 | 16.6 | LF | 5 | 18'00" | 78 | 12 | 19.3 | LF | 3.5 | 20'00" | 69 | 1 | 21.8 | 530a | 512a | 1258a | 1253a | | |
| 47C Queen – Yorkdale Stn via Caledonia and Orfus | 24.46 | LF | 5 | 18'00" | 86 | 4 | 17.1 | LF | | | | | LF | 3.5 | 26'00" | 91 | 0 | 16.1 | | | | | | | | | | | | | | | 539a | 532a | 857a | 908a | |
| Combined/Average | | | | 14 | 4'30" | | | | 8 | 7'30" | | | | | 10 | 6'30" | | | | | 7 | 9'00" | | | | | 5 | 10'00" | | | | | 319p | 245p | 621p | 614p | |
| Saturday | 28-Jun-14 | | | Saturday early morning | | | | | | | Saturday early morning | | | | | | | Saturday afternoon | | | | | | | Saturday early evening | | | | | | | Saturday late evening | | | | | |
| 47A Queen – St Clair | 8.51 | LF | 2.5 | 18'00" | 36 | 9 | 14.2 | LF | 2.5 | 18'00" | 36 | 9 | 14.2 | LF | 3 | 18'00" | 44 | 10 | 11.6 | LF | 2 | 20'00" | 36 | 4 | 14.2 | LF | 1 | 30'00" | 30 | 0 | 17.0 | 559a | 627a | 145a | 128a | | |
| 47B Queen – Yorkdale Stn via Caledonia and Bridgeland | 25.11 | LF | 4.5 | 18'00" | 80 | 1 | 18.8 | LF | 4.5 | 18'00" | 80 | 1 | 18.8 | LF | 5 | 18'00" | 88 | 2 | 17.1 | LF | 4 | 20'00" | 78 | 2 | 19.3 | LF | 3 | 30'00" | 69 | 21 | 21.8 | 549a | 516a | 1258a | 1253a | | |
| Combined/Average | | | | 7 | 9'00" | | | | 7 | 9'00" | | | | | 8 | 9'00" | | | | | 6 | 10'00" | | | | | 4 | 15'00" | | | | | | | | | |
| Sunday | 22-Jun-14 | | | Sunday early morning | | | | | | | Sunday early morning | | | | | | | Sunday afternoon | | | | | | | Sunday early evening | | | | | | | Sunday late evening | | | | | |
| 47A Queen – St Clair | 8.51 | LF | 2 | 20'00" | 36 | 4 | 14.2 | LF | 2 | 20'00" | 36 | 4 | 14.2 | LF | 2.5 | 18'00" | 36 | 9 | 14.2 | LF | 2 | 20'00" | 36 | 4 | 14.2 | LF | 1 | 30'00" | 30 | 0 | 17.0 | 548a | 530a | 145a | 128a | | |
| 47B Queen – Yorkdale Stn via Caledonia and Bridgeland | 25.11 | | | | | | | LF | 4 | 20'00" | 78 | 2 | 19.3 | LF | 4.5 | 18'00" | 78 | 3 | 19.3 | LF | 4 | 20'00" | 78 | 2 | 19.3 | LF | 3 | 30'00" | 69 | 21 | 21.8 | 808a | 755a | 1258a | 1253a | | |
| Combined/Average | | | | 2 | 20'00" | | | | 6 | 10'00" | | | | | 7 | 9'00" | | | | | 6 | 10'00" | | | | | 4 | 15'00" | | | | | | | | | |



SERVICE SUMMARY

June 22 to July 19, 2014

| Route | RT dist (km) and date of last change | Veh type | No. of Veh | Service interval | Run time (min) | Term time (min) | Avg spd (km/h) | Veh type | No. of Veh | Service interval | Run time (min) | Term time (min) | Avg spd (km/h) | Veh type | No. of Veh | Service interval | Run time (min) | Term time (min) | Avg spd (km/h) | Veh type | No. of Veh | Service interval | Run time (min) | Term time (min) | Avg spd (km/h) | Veh type | No. of Veh | Service interval | Run time (min) | Term time (min) | Avg spd (km/h) | First dep NB or WB | First dep SB or EB | Last dep NB or WB | Last dep SB or EB | |
|--|--------------------------------------|---|------------|------------------|----------------|-----------------|----------------|----------|---|------------------|----------------|-----------------|----------------|----------|------------|---|----------------|-----------------|----------------|----------|------------|------------------|-----------------------------|-----------------|----------------|----------|------------|------------------|----------------|----------------------------|----------------|--------------------|--------------------|-------------------|-------------------|------|
| 54 LAWRENCE EAST | Egl | Additional running time due to Metrolinx Eglinton-Crosstown LRT construction, and for City Construction between Markham Rd and Kingston Rd. | | | | | | | | | | | | | | | | | | | | | | | | | | | | | | | | | | |
| Monday to Friday | 12-May-14 | Monday-Friday morning peak period | | | | | | | Monday-Friday midday | | | | | | | Monday-Friday afternoon peak period | | | | | | | Monday-Friday early evening | | | | | | | Monday-Friday late evening | | | | | | |
| 54A Eglinton Stn – Starspray Blvd | 53.90 | LF | 21 | 9' 00" | 184 | 5 | 17.6 | LF | 15 | 12' 00" | 178 | 2 | 18.2 | LF | 19 | 10' 15" | 191 | 4 | 16.9 | LF | 10 | 15' 45" | 156 | 2 | 20.7 | LF | 6.5 | 20' 00" | 123 | 7 | 26.3 | 515a | 518a | 142a | 210a | |
| 54B Eglinton Stn – Orton Park | 40.09 | LF | 17 | 9' 00" | 147 | 6 | 16.4 | LF | 12 | 12' 00" | 141 | 3 | 17.1 | LF | 15 | 10' 15" | 151 | 3 | 15.9 | LF | 9 | 15' 45" | 134 | 8 | 18.0 | LF | 5.5 | 20' 00" | 105 | 5 | 22.9 | 515a | 604a | 146a | 155a | |
| 54E Lawrence East Stn – Starspray Blvd Express | 26.96 | LF | 8 | 9' 00" | 69 | 3 | 23.4 | | | | | | LF | 8 | 10' 15" | 74 | 8 | 21.9 | | | | | | | | | | | | | | 632a | 700a | 847a | 830a | |
| Combined/Average | | | 46 | 3' 00" | | | | 27 | 6' 00" | | | | 42 | 3' 25" | | | | | 19 | 7' 53" | | | | | | 12 | 10' 00" | | | | | | 342p | 325p | 647p | 700p |
| Saturday | 17-May-14 | Saturday early morning | | | | | | | Saturday morning | | | | | | | Saturday afternoon | | | | | | | Saturday early evening | | | | | | | Saturday late evening | | | | | | |
| 54A Eglinton Stn – Starspray Blvd | 53.90 | LF | 5 | 30' 00" | 150 | 0 | 21.6 | LF | 11 | 15' 30" | 166 | 5 | 19.5 | LF | 12 | 14' 00" | 168 | 0 | 19.3 | LF | 7 | 20' 00" | 135 | 5 | 24.0 | LF | 4.5 | 30' 00" | 123 | 12 | 26.3 | 528a | 608a | 132a | 130a | |
| 54B Eglinton Stn – Orton Park | 40.09 | LF | 4 | 30' 00" | 120 | 0 | 20.0 | LF | 9 | 15' 30" | 134 | 6 | 18.0 | LF | 10 | 14' 00" | 136 | 4 | 17.7 | LF | 6 | 20' 00" | 115 | 5 | 20.9 | LF | 3.5 | 30' 00" | 105 | 0 | 22.9 | 553a | 623a | 107a | 215a | |
| Combined/Average | | | 9 | 15' 00" | | | | 20 | 7' 45" | | | | 22 | 7' 00" | | | | | 13 | 10' 00" | | | | | | 8 | 15' 00" | | | | | | | | | |
| Sunday | 11-May-14 | Sunday early morning | | | | | | | Sunday morning | | | | | | | Sunday afternoon | | | | | | | Sunday early evening | | | | | | | Sunday late evening | | | | | | |
| 54A Eglinton Stn – Starspray Blvd | 53.90 | LF | 4.5 | 30' 00" | 135 | 0 | 24.0 | LF | 11 | 15' 00" | 158 | 7 | 20.5 | LF | 11 | 15' 00" | 158 | 7 | 20.5 | LF | 7 | 20' 00" | 134 | 6 | 24.1 | LF | 4.5 | 30' 00" | 121 | 14 | 26.7 | 723a | 715a | 130a | 130a | |
| 54B Eglinton Stn – Orton Park | 40.09 | LF | 3.5 | 30' 00" | 105 | 0 | 22.9 | LF | 9 | 15' 00" | 131 | 4 | 18.4 | LF | 9 | 15' 00" | 131 | 4 | 18.4 | LF | 6 | 20' 00" | 116 | 4 | 20.7 | LF | 3.5 | 30' 00" | 105 | 0 | 22.9 | 635a | 730a | 107a | 215a | |
| Combined/Average | | | 8 | 15' 00" | | | | 20 | 7' 30" | | | | 20 | 7' 30" | | | | | 13 | 10' 00" | | | | | | 8 | 15' 00" | | | | | | | | | |
| 54 operates north via Scarborough Golf Club Road before 300p, north via Orton Park Road after 300p Overnight service east of Kingston Road provided by 305 EGLINTON EAST. | | | | | | | | | | | | | | | | | | | | | | | | | | | | | | | | | | | | |
| 354 LAWRENCE EAST | Egl | Monday-Friday overnight | | | | | | | Saturday overnight | | | | | | | Sunday overnight | | | | | | | | | | | | | | | | | | | | |
| Overnight, 7 days a week | 14-Feb-10 | Monday-Friday overnight | | | | | | | Saturday overnight | | | | | | | Sunday overnight | | | | | | | | | | | | | | | | | | | | |
| 354 Eglinton Stn – of T Scarborough | 51.50 | LF | 3.5 | 30' 00" | 96 | 9 | 32.2 | LF | 3.5 | 30' 00" | 96 | 9 | 32.2 | LF | 3.5 | 30' 00" | 96 | 9 | 32.2 | | | | | | | | | | | | | | | | | |
| | | Alternates trips with 305 EGLINTON EAST | | | | | | | Alternates trips with 305 EGLINTON EAST | | | | | | | Alternates trips with 305 EGLINTON EAST | | | | | | | | | | | | | | | | | | | | |
| 400 LAWRENCE MANOR COMMUNITY BUS | W-T | | | | | | | | | | | | | | | | | | | | | | | | | | | | | | | | | | | |
| Monday to Friday | 2-Sep-97 | | | | | | | | Monday-Friday midday | | | | | | | Monday-Friday afternoon peak period | | | | | | | | | | | | | | | | | | | | |
| 400 Baycrest – Lawrence West Stn | | | | | | | | | CB 1 60' 00" 60 0 | | | | | | | CB 1 60' 00" 60 0 | | | | | | | | | | | | | | 1000a 930a 500p 430p | | | | | | |



SERVICE SUMMARY

June 22 to July 19, 2014

| Route | RT dist (km) and date of last change | Veh type | No. of Veh | Service interval | Run time (min) | Term time (min) | Avg spd (km/h) | Veh type | No. of Veh | Service interval | Run time (min) | Term time (min) | Avg spd (km/h) | Veh type | No. of Veh | Service interval | Run time (min) | Term time (min) | Avg spd (km/h) | Veh type | No. of Veh | Service interval | Run time (min) | Term time (min) | Avg spd (km/h) | Veh type | No. of Veh | Service interval | Run time (min) | Term time (min) | Avg spd (km/h) | First dep NB or WB | First dep SB or EB | Last dep NB or WB | Last dep SB or EB | | |
|--|--------------------------------------|---|---------------------------------|------------------|----------------|-----------------|----------------|----------|----------------------|---------------------------------|----------------|-----------------|----------------|----------|------------|-------------------------------------|----------------|-----------------|----------------|----------|------------|------------------|-----------------------------|-----------------|----------------|----------|------------|------------------|----------------|----------------------------|----------------|--------------------|--------------------|-------------------|-------------------|--|--|
| 52 LAWRENCE WEST | MtD | Service outside Toronto west of Pearson Airport is provided under contract to the City of Mississauga | | | | | | | | | | | | | | | | | | | | | | | | | | | | | | | | | | | |
| Monday to Friday | 23-Jun-14 | Monday-Friday morning peak period | | | | | | | Monday-Friday midday | | | | | | | Monday-Friday afternoon peak period | | | | | | | Monday-Friday early evening | | | | | | | Monday-Friday late evening | | | | | | | |
| 52A Lawrence Stn – Pearson Airport via Dixon Rd | 42.13 | LF | 20 | 7' 00" | 135 | 5 | 18.7 | LF | 9 | 15' 00" | 131 | 4 | 19.3 | LF | 24 | 6' 30" | 150 | 6 | 16.9 | LF | 8 | 15' 00" | 115 | 5 | 22.0 | LF | 5 | 21' 00" | 105 | 0 | 24.1 | 512a | 518a | 117a | 157a | | |
| 52B Lawrence Stn – Westwood via Dixon Rd | 47.55 | LF | 1 | 21' 00" | 153 | 8 | 18.6 | LF | 10 | 15' 00" | 149 | 1 | 19.1 | LF | 1 | 19' 30" | 153 | 1 | 18.6 | LF | 9 | 15' 00" | 127 | 8 | 22.5 | LF | 6 | 21' 00" | 117 | 9 | 24.4 | 545a | 541a | 1254a | 123a | | |
| 52F Lawrence Stn – Royal York | 22.49 | LF | 6 | 14' 00" | 84 | 0 | 16.1 | LF | 6 | 15' 00" | 85 | 5 | 15.9 | LF | 8 | 13' 00" | 97 | 7 | 13.9 | | | | | | | | | | | | | | | | | | |
| 52G Lawrence West Stn – Martin Grove via Westway | 23.02 | LF | 6 | 14' 00" | 77 | 7 | 17.9 | LF | 5 | 15' 00" | 74 | 1 | 18.7 | LF | 7 | 13' 00" | 82 | 9 | 16.8 | LF | 4 | 15' 00" | 60 | 0 | 23.0 | LF | 3 | 21' 00" | 57 | 6 | 24.2 | 535a | 454a | 214a | 126a | | |
| Combined/Average | | | 33 | 3' 30" | | | | 30 | 3' 45" | | | | 40 | 3' 15" | | | | | 21 | 5' 00" | | | | | | 14 | 7' 00" | | | | | | | | | | |
| | | | Every 3rd 52A operates as a 52B | | | | | | | Every 3rd 52A operates as a 52B | | | | | | | | | | | | | | | | | | | | | | | | | | | |
| Saturday | 28-Jun-14 | Saturday early morning | | | | | | | Saturday morning | | | | | | | Saturday afternoon | | | | | | | Saturday early evening | | | | | | | Saturday late evening | | | | | | | |
| 52A Lawrence Stn – Pearson Airport via Dixon Rd | 42.13 | LF | 4.5 | 24' 00" | 106 | 2 | 23.8 | LF | 6 | 21' 00" | 126 | 0 | 20.1 | LF | 8 | 17' 00" | 133 | 3 | 19.0 | LF | 5.5 | 22' 00" | 117 | 4 | 21.6 | LF | 4 | 30' 00" | 111 | 9 | 22.8 | 512a | 545a | 1245a | 151a | | |
| 52D Lawrence Stn – McNaughton via Dixon Rd | 44.28 | LF | 5.5 | 24' 00" | 111 | 21 | 23.9 | LF | 6 | 21' 00" | 124 | 2 | 21.4 | LF | 8 | 17' 00" | 132 | 4 | 20.1 | LF | 5.5 | 22' 00" | 116 | 5 | 22.9 | LF | 4 | 30' 00" | 111 | 9 | 23.9 | 524a | 640a | 102a | 202a | | |
| 52F Lawrence Stn – Royal York | 22.49 | | | | | | | LF | 4 | 21' 00" | 76 | 8 | 17.8 | LF | 5 | 17' 00" | 84 | 1 | 16.1 | | | | | | | | | | | | | | | | | | |
| 52G Lawrence West Stn – Martin Grove via Westway | 23.02 | LF | 3 | 24' 00" | 54 | 18 | 25.6 | LF | 6 | 10' 30" | 61 | 2 | 22.6 | LF | 9 | 8' 30" | 74 | 3 | 18.7 | LF | 6 | 11' 00" | 62 | 4 | 22.3 | LF | 3 | 20' 00" | 57 | 3 | 24.2 | 545a | 522a | 144a | 138a | | |
| Combined/Average | | | 13 | 8' 00" | | | | 22 | 4' 12" | | | | 30 | 3' 24" | | | | | 17 | 5' 30" | | | | | | 11 | 8' 34" | | | | | | | | | | |
| Sunday | 30-Mar-14 | Sunday early morning | | | | | | | Sunday morning | | | | | | | Sunday afternoon | | | | | | | Sunday early evening | | | | | | | Sunday late evening | | | | | | | |
| 52A Lawrence Stn – Pearson Airport via Dixon Rd | 42.13 | LF | 4 | 30' 00" | 112 | 8 | 22.6 | LF | 5 | 24' 00" | 119 | 1 | 21.2 | LF | 8 | 16' 00" | 126 | 2 | 20.1 | LF | 4 | 30' 00" | 112 | 8 | 22.6 | LF | 4 | 30' 00" | 111 | 9 | 22.8 | 535a | 538a | 110a | 214a | | |
| 52D Lawrence Stn – McNaughton via Dixon Rd | 44.28 | LF | 4 | 30' 00" | 115 | 5 | 23.1 | LF | 5 | 24' 00" | 119 | 1 | 22.3 | LF | 8 | 16' 00" | 126 | 2 | 21.1 | LF | 4 | 30' 00" | 112 | 8 | 23.7 | LF | 4 | 30' 00" | 111 | 9 | 23.9 | 550a | 655a | 1255a | 1255a | | |
| 52G Lawrence West Stn – Martin Grove via Westway | 23.02 | LF | 4 | 15' 00" | 57 | 3 | 24.2 | LF | 6 | 12' 00" | 60 | 12 | 23.0 | LF | 10 | 8' 00" | 72 | 8 | 19.2 | LF | 4 | 15' 00" | 54 | 6 | 25.6 | LF | 3 | 18' 00" | 54 | 0 | 25.6 | 659a | 703a | 116a | 108a | | |
| Combined/Average | | | 12 | 7' 30" | | | | 16 | 6' 00" | | | | 26 | 4' 00" | | | | | 12 | 7' 30" | | | | | | 11 | 8' 11" | | | | | | | | | | |
| 352 LAWRENCE WEST | MtD | | | | | | | | | | | | | | | | | | | | | | | | | | | | | | | | | | | | |
| Overnight, 7 days a week | 29-Jul-12 | Monday-Friday overnight | | | | | | | Saturday overnight | | | | | | | Sunday overnight | | | | | | | | | | | | | | | | | | | | | |
| 352 Lawrence Stn – Royal York | 22.14 | LF | 2 | 30' 00" | 60 | 0 | 22.1 | LF | 2 | 30' 00" | 60 | 0 | 22.1 | LF | 2 | 30' 00" | 60 | 0 | 22.1 | | | | | | | | | | | | | | | | | | |
| 162 LAWRENCE-DONWAY | Wil | | | | | | | | | | | | | | | | | | | | | | | | | | | | | | | | | | | | |
| Monday to Friday | 01-Apr-13 | Monday-Friday morning peak period | | | | | | | Monday-Friday midday | | | | | | | Monday-Friday afternoon peak period | | | | | | | | | | | | | | | | | | | | | |
| 162 Lawrence Stn – Don Mills | 20.13 | LF | 2 | 30' 00" | 60 | 0 | 20.1 | LF | 2 | 30' 00" | 60 | 0 | 20.1 | LF | 2 | 30' 00" | 60 | 0 | 20.1 | | | | | | | | | | | | | | | | | | |
| 56 LEASIDE | Wil | Additional running time due to Metrolinx Eglinton-Crosstown LRT construction. | | | | | | | | | | | | | | | | | | | | | | | | | | | | | | | | | | | |
| Monday to Friday | 23-Jun-14 | Monday-Friday morning peak period | | | | | | | Monday-Friday midday | | | | | | | Monday-Friday afternoon peak period | | | | | | | Monday-Friday early evening | | | | | | | | | | | | | | |
| 56A Donlands Stn – Eglinton Stn | 15.32 | LF | 3 | 22' 45" | 64 | 4 | 14.4 | LF | 4 | 17' 00" | 62 | 6 | 14.8 | LF | 3 | 22' 45" | 63 | 5 | 14.6 | LF | 2 | 30' 00" | 52 | 8 | 17.7 | | | | | | | | | | | | |
| 56B Donlands Stn – Brentcliffe | 10.15 | LF | 2 | 22' 45" | 37 | 9 | 16.5 | | | | | | LF | 2 | 22' 45" | 37 | 9 | 16.5 | | | | | | | | | | | | | | | | | | | |
| Combined/Average | | | 5 | 11' 22" | | | | 4 | 17' 00" | | | | 5 | 11' 23" | | | | | 2 | 30' 00" | | | | | | | | | | | | | | | | | |
| Saturday | 28-Jun-14 | Saturday early morning | | | | | | | Saturday morning | | | | | | | Saturday afternoon | | | | | | | | | | | | | | | | | | | | | |
| 56A Donlands Stn – Eglinton Stn | 15.32 | LF | 3 | 24' 00" | 59 | 13 | 15.6 | LF | 3 | 24' 00" | 59 | 13 | 15.6 | LF | 3 | 24' 00" | 61 | 11 | 15.1 | | | | | | | | | | | | | | | | | | |
| Sunday | 22-Jun-14 | | | | | | | | Sunday morning | | | | | | | Sunday afternoon | | | | | | | | | | | | | | | | | | | | | |
| 56A Donlands Stn – Eglinton Stn | 15.32 | | | | | | | LF | 2 | 30' 00" | 54 | 6 | 17.0 | LF | 2 | 30' 00" | 54 | 6 | 17.0 | | | | | | | | | | | | | | | | | | |



SERVICE SUMMARY

June 22 to July 19, 2014

| Route | RT dist (km) and date of last change | Veh type | No. of Veh | Service interval | Run time (min) | Term time (min) | Avg spd (km/h) | Veh type | No. of Veh | Service interval | Run time (min) | Term time (min) | Avg spd (km/h) | Veh type | No. of Veh | Service interval | Run time (min) | Term time (min) | Avg spd (km/h) | Veh type | No. of Veh | Service interval | Run time (min) | Term time (min) | Avg spd (km/h) | Veh type | No. of Veh | Service interval | Run time (min) | Term time (min) | Avg spd (km/h) | First dep NB or WB | First dep SB or EB | Last dep NB or WB | Last dep SB or EB | |
|---|--------------------------------------|---|------------|------------------|----------------|-----------------|----------------|----------|----------------------|------------------|----------------|-----------------|----------------|----------|------------|-------------------------------------|----------------|-----------------|----------------|----------|------------|------------------|-----------------------------|-----------------|----------------|----------|------------|------------------|----------------|----------------------------|----------------|--------------------|--------------------|-------------------|-------------------|--|
| 51 LESLIE | Wil | Additional running time due to Metrolinx Eglinton-Crosstown LRT construction. | | | | | | | | | | | | | | | | | | | | | | | | | | | | | | | | | | |
| Monday to Friday | 12-May-14 | Monday-Friday morning peak period | | | | | | | Monday-Friday midday | | | | | | | Monday-Friday afternoon peak period | | | | | | | Monday-Friday early evening | | | | | | | Monday-Friday late evening | | | | | | |
| 51 Eglinton Stn – Steeles | 34.07 | LF | 8 | 14'00" | 112 | 0 | 18.3 | LF | 4 | 25'00" | 97 | 3 | 21.1 | LF | 8 | 15'00" | 118 | 2 | 17.3 | LF | 4 | 24'00" | 88 | 8 | 23.2 | LF | 2.5 | 30'00" | 75 | 5 | 27.3 | 510a | 550a | 100a | 1240a | |
| Alternates trips with 61 AVENUE RD NORTH | | | | | | | | | | | | | | | | | | | | | | | | | | | | | | | | | | | | |
| Saturday | 17-May-14 | Saturday early morning | | | | | | | Saturday morning | | | | | | | Saturday afternoon | | | | | | | Saturday early evening | | | | | | | Saturday late evening | | | | | | |
| 51 Eglinton Stn – Steeles | 34.07 | LF | 3 | 30'00" | 84 | 6 | 24.3 | LF | 4 | 24'00" | 90 | 6 | 22.7 | LF | 4 | 24'00" | 90 | 6 | 22.7 | LF | 3 | 30'00" | 82 | 8 | 24.9 | LF | 2.5 | 30'00" | 75 | 5 | 27.3 | 537a | 622a | 110a | 1250a | |
| Alternates trips with 61 AVENUE RD NORTH | | | | | | | | | | | | | | | | | | | | | | | | | | | | | | | | | | | | |
| Sunday | 11-May-14 | Sunday morning | | | | | | | Sunday afternoon | | | | | | | Sunday early evening | | | | | | | | | | | | | | | | | | | | |
| 51 Eglinton Stn – Steeles | 34.07 | | | | | | | LF | 4 | 24'00" | 90 | 6 | 22.7 | LF | 4 | 24'00" | 90 | 6 | 22.7 | LF | 3 | 30'00" | 83 | 7 | 24.6 | | | | | | | | | | | |
| Alternates trips with 61 AVENUE RD NORTH | | | | | | | | | | | | | | | | | | | | | | | | | | | | | | | | | | | | |
| 64 MAIN | Bir | Monday-Friday morning peak period | | | | | | | Monday-Friday midday | | | | | | | Monday-Friday afternoon peak period | | | | | | | Monday-Friday early evening | | | | | | | Monday-Friday late evening | | | | | | |
| Monday to Friday | 23-Dec-13 | LF | 4 | 8'00" | 32 | 0 | 12.6 | LF | 3 | 10'00" | 30 | 0 | 13.4 | LF | 4 | 8'00" | 32 | 0 | 12.6 | LF | 2 | 15'00" | 30 | 0 | 13.4 | LF | 1 | 30'00" | 30 | 0 | 13.4 | 557a | 541a | 110a | 125a | |
| 64 Queen – Eastdale | 6.71 | | | | | | | | | | | | | | | | | | | | | | | | | | | | | | | | | | | |
| Saturday | 28-Dec-13 | Saturday early morning | | | | | | | Saturday morning | | | | | | | Saturday afternoon | | | | | | | Saturday early evening | | | | | | | Saturday late evening | | | | | | |
| 64 Queen – Eastdale | 6.71 | LF | 2 | 15'00" | 30 | 0 | 13.4 | LF | 2 | 15'00" | 30 | 0 | 13.4 | LF | 2 | 15'00" | 30 | 0 | 13.4 | LF | 1 | 30'00" | 30 | 0 | 13.4 | LF | 1 | 30'00" | 30 | 0 | 13.4 | 545a | 600a | 110a | 125a | |
| Sunday | 22-Jun-14 | Sunday morning | | | | | | | Sunday afternoon | | | | | | | Sunday early evening | | | | | | | Sunday late evening | | | | | | | | | | | | | |
| 64 Queen – Eastdale | 6.71 | | | | | | | LF | 2 | 15'00" | 30 | 0 | 13.4 | LF | 2 | 15'00" | 30 | 0 | 13.4 | LF | 1 | 30'00" | 30 | 0 | 13.4 | LF | 1 | 30'00" | 30 | 0 | 13.4 | 840a | 825a | 110a | 125a | |
| Alternates trips with 61 AVENUE RD NORTH | | | | | | | | | | | | | | | | | | | | | | | | | | | | | | | | | | | | |
| 59 MAPLE LEAF | Arw | Temporary routing change and additional running time in some periods due to Metrolinx construction along the Kitchener/Georgetown GO rail line. | | | | | | | | | | | | | | | | | | | | | | | | | | | | | | | | | | |
| Monday to Friday | 23-Jun-14 | Monday-Friday morning peak period | | | | | | | Monday-Friday midday | | | | | | | Monday-Friday afternoon peak period | | | | | | | Monday-Friday early evening | | | | | | | Monday-Friday late evening | | | | | | |
| 59A Lawrence West Stn – Weston Rd via Benton/Culford and Gary Drive | 21.28 | LF | 6 | 12'00" | 69 | 3 | 18.5 | LF | 3 | 23'00" | 65 | 4 | 19.6 | LF | 6 | 14'00" | 81 | 3 | 15.8 | LF | 2 | 30'00" | 60 | 0 | 21.3 | LF | 2 | 30'00" | 60 | 0 | 21.3 | 555a | 558a | 100a | 1230a | |
| Saturday | 11-Jan-14 | Saturday early morning | | | | | | | Saturday morning | | | | | | | Saturday afternoon | | | | | | | Saturday early evening | | | | | | | Saturday late evening | | | | | | |
| 59A Lawrence West Stn – Weston Rd via Benton/Culford and Gary Drive | 21.28 | LF | 2 | 30'00" | 60 | 0 | 21.3 | LF | 2 | 30'00" | 60 | 0 | 21.3 | LF | 3 | 22'00" | 63 | 3 | 20.3 | LF | 2 | 30'00" | 60 | 0 | 21.3 | LF | 2 | 30'00" | 60 | 0 | 21.3 | 600a | 600a | 100a | 1230a | |
| Sunday | 05-Jan-14 | Sunday morning | | | | | | | Sunday afternoon | | | | | | | Sunday early evening | | | | | | | | | | | | | | | | | | | | |
| 59A Lawrence West Stn – Weston Rd via Benton/Culford and Gary Drive | 21.28 | | | | | | | LF | 2 | 30'00" | 60 | 0 | 21.3 | LF | 3 | 22'00" | 63 | 3 | 20.3 | LF | 2 | 30'00" | 60 | 0 | 21.3 | | | | | | | | | | | |
| Alternates trips with 61 AVENUE RD NORTH | | | | | | | | | | | | | | | | | | | | | | | | | | | | | | | | | | | | |



SERVICE SUMMARY

June 22 to July 19, 2014

| Route | RT dist (km) and date of last change | Veh type | No. of Veh | Service interval | Run time (min) | Term time (min) | Avg spd (km/h) | Veh type | No. of Veh | Service interval | Run time (min) | Term time (min) | Avg spd (km/h) | Veh type | No. of Veh | Service interval | Run time (min) | Term time (min) | Avg spd (km/h) | Veh type | No. of Veh | Service interval | Run time (min) | Term time (min) | Avg spd (km/h) | Veh type | No. of Veh | Service interval | Run time (min) | Term time (min) | Avg spd (km/h) | First dep NB or WB | First dep SB or EB | Last dep NB or WB | Last dep SB or EB | |
|---|--------------------------------------|---|------------|------------------|----------------|-----------------|----------------|----------|-----------------------------------|------------------|----------------|-----------------|----------------|----------|------------|-------------------------------------|----------------|-----------------|----------------|----------|------------|------------------|-----------------------------------|-----------------|----------------|----------|------------|------------------|----------------|----------------------------|----------------|--------------------|--------------------|-------------------|-------------------|--|
| 102 MARKHAM RD | Bir | Service outside Toronto north of Steeles Avenue is provided under contract to York Region. Temporary running time increase and diversion during York Region construction between Highway 7 and 14th Avenue. | | | | | | | | | | | | | | | | | | | | | | | | | | | | | | | | | | |
| Monday to Friday | 06-Jan-14 | Monday-Friday morning peak period | | | | | | | Monday-Friday midday | | | | | | | Monday-Friday afternoon peak period | | | | | | | Monday-Friday early evening | | | | | | | Monday-Friday late evening | | | | | | |
| 102A Warden Stn – Progress (Centennial College) | 23.71 | LF | 6 | 12' 00" | 70 | 2 | 20.3 | LF | 5 | 14' 30" | 72 | 1 | 19.8 | LF | 7 | 12' 00" | 78 | 6 | 18.2 | LF | 4 | 18' 00" | 65 | 7 | 21.9 | LF | 2 | 30' 00" | 50 | 10 | 28.4 | 608a | 645a | 100a | 126a | |
| 102B Warden Stn – McNicoll | 32.88 | | | | | | | LF | 3.5 | 29' 00" | 90 | 12 | 21.9 | | | | | | | LF | 2.5 | 36' 00" | 87 | 3 | 22.7 | LF | 3 | 30' 00" | 82 | 8 | 24.1 | 902a | 935a | 1239a | 1253a | |
| 102C Warden Stn – Passmore | 35.78 | LF | 4.5 | 24' 00" | 100 | 8 | 21.5 | | | | | | LF | 4.5 | 24' 00" | 108 | 0 | 19.9 | | | | | | | | LF | 3 | 30' 00" | 82 | 8 | 24.1 | 509a | 500a | 616p | 710p | |
| 102D Warden Stn – Mount Joy GO Stn | 61.14 | LF | 7.5 | 24' 00" | 167 | 13 | 22.0 | LF | 5.5 | 29' 00" | 153 | 7 | 24.0 | LF | 7.5 | 24' 00" | 173 | 7 | 21.2 | LF | 4.5 | 36' 00" | 156 | 6 | 23.5 | | | | | | | 451a | 614a | 1010p | 1128p | |
| Combined/Average | | | 18 | 6' 00" | | | | 14 | 7' 15" | | | | 19 | 6' 00" | | | | | 11 | 9' 00" | | | | | | 5 | 15' 00" | | | | | | | | | |
| | | 102D NB trips operate via Dynamic. | | | | | | | | | | | | | | 102D SB trips operate via Dynamic. | | | | | | | | | | | | | | | | | | | | |
| Saturday | 19-Oct-13 | Saturday early morning | | | | | | | Saturday morning | | | | | | | Saturday afternoon | | | | | | | Saturday early evening | | | | | | | Saturday late evening | | | | | | |
| 102B Warden Stn – McNicoll | 32.88 | LF | 6 | 15' 00" | 85 | 5 | 23.2 | LF | 9 | 10' 30" | 92 | 3 | 21.4 | LF | 11 | 10' 00" | 101 | 9 | 19.5 | LF | 8 | 11' 00" | 83 | 5 | 23.8 | LF | 6 | 15' 00" | 83 | 7 | 23.8 | 535a | 552a | 101a | 129a | |
| 102D Warden Stn – Mount Joy GO Stn | 61.14 | | | | | | | LF | 2 | 42' 00" | 164 | 15 | 22.4 | LF | 2 | 40' 00" | 172 | 18 | 21.3 | LF | 2 | 33' 00" | 147 | 7 | 25.0 | | | | | | | 719a | 852a | 1034p | 1150p | |
| Combined/Average | | | 6 | 15' 00" | | | | 11 | 10' 30" | | | | 13 | 10' 00" | | | | 10 | 11' 00" | | | | | | | 6 | 15' 00" | | | | | | | | | |
| | | Every 4th 102B operates as a 102D | | | | | | | Every 4th 102B operates as a 102D | | | | | | | Every 4th 102B operates as a 102D | | | | | | | Every 3rd 102B operates as a 102D | | | | | | | | | | | | | |
| Sunday | 29-Jul-12 | Sunday early morning | | | | | | | Sunday morning | | | | | | | Sunday afternoon | | | | | | | Sunday early evening | | | | | | | Sunday late evening | | | | | | |
| 102B Warden Stn – McNicoll | 32.88 | LF | 3 | 30' 00" | 80 | 10 | 24.7 | LF | 8 | 11' 00" | 88 | 0 | 22.4 | LF | 10 | 10' 00" | 97 | 3 | 20.3 | LF | 7 | 12' 00" | 82 | 2 | 24.1 | LF | 4 | 20' 00" | 75 | 5 | 26.3 | 723a | 722a | 109a | 129a | |
| 102D Warden Stn – Mount Joy GO Stn | 61.14 | LF | 1 | 60' 00" | 136 | 4 | 27.0 | LF | 2 | 44' 00" | 160 | 16 | 22.9 | LF | 2 | 40' 00" | 164 | 16 | 22.4 | LF | 1 | 72' 00" | 146 | 10 | 25.1 | | | | | | | 805a | 941a | 941p | 1056p | |
| Combined/Average | | | 4 | 30' 00" | | | | 10 | 11' 00" | | | | 12 | 10' 00" | | | | 8 | 12' 00" | | | | | | | 4 | 20' 00" | | | | | | | | | |
| | | Every 2nd 102B operates as a 102D | | | | | | | Every 4th 102B operates as a 102D | | | | | | | Every 4th 102B operates as a 102D | | | | | | | Every 6th 102B operates as a 102D | | | | | | | | | | | | | |
| 46 MARTIN GROVE | Arw | Additional running time during City Construction on Kipling. | | | | | | | | | | | | | | | | | | | | | | | | | | | | | | | | | | |
| Monday to Friday | 23-Jun-14 | Monday-Friday morning peak period | | | | | | | Monday-Friday midday | | | | | | | Monday-Friday afternoon peak period | | | | | | | Monday-Friday early evening | | | | | | | Monday-Friday late evening | | | | | | |
| 46 Kipling Stn – Steeles | 31.38 | LF | 7 | 13' 30" | 94 | 1 | 20.0 | LF | 5 | 18' 00" | 90 | 0 | 20.9 | LF | 7 | 13' 30" | 94 | 1 | 20.0 | LF | 5 | 16' 00" | 80 | 0 | 23.5 | LF | 3 | 25' 00" | 75 | 0 | 25.1 | 451a | 503a | 130a | 1243a | |
| Saturday | 17-May-14 | Saturday early morning | | | | | | | Saturday morning | | | | | | | Saturday afternoon | | | | | | | Saturday early evening | | | | | | | Saturday late evening | | | | | | |
| 46 Kipling Stn – Steeles | 31.38 | LF | 4 | 20' 00" | 75 | 5 | 25.1 | LF | 5 | 15' 00" | 75 | 0 | 25.1 | LF | 5 | 16' 00" | 79 | 1 | 23.8 | LF | 4 | 20' 00" | 74 | 6 | 25.4 | LF | 3 | 30' 00" | 74 | 16 | 25.4 | 513a | 555a | 130a | 1243a | |
| Sunday | 11-May-14 | Sunday morning | | | | | | | Sunday afternoon | | | | | | | Sunday early evening | | | | | | | Sunday late evening | | | | | | | | | | | | | |
| 46 Kipling Stn – Steeles | 31.38 | | | | | | | LF | 5 | 16' 00" | 79 | 1 | 23.8 | LF | 5 | 16' 00" | 79 | 1 | 23.8 | LF | 4 | 20' 00" | 75 | 5 | 25.1 | LF | 3 | 30' 00" | 75 | 15 | 25.1 | 840a | 800a | 130a | 1243a | |
| 16 McCOWAN | Bir | | | | | | | | | | | | | | | | | | | | | | | | | | | | | | | | | | | |
| Monday to Friday | 23-Jun-14 | Monday-Friday morning peak period | | | | | | | Monday-Friday midday | | | | | | | Monday-Friday afternoon peak period | | | | | | | Monday-Friday early evening | | | | | | | Monday-Friday late evening | | | | | | |
| 16 Warden Stn – Scarborough Centre Stn | 18.33 | LF | 7 | 9' 00" | 62 | 1 | 17.7 | LF | 6 | 10' 00" | 59 | 1 | 18.6 | LF | 7 | 9' 30" | 65 | 2 | 16.9 | LF | 5 | 11' 00" | 52 | 3 | 21.2 | LF | 3 | 15' 00" | 45 | 0 | 24.4 | 515a | 520a | 124a | 146a | |
| Saturday | 11-Jan-14 | Saturday early morning | | | | | | | Saturday morning | | | | | | | Saturday afternoon | | | | | | | Saturday early evening | | | | | | | Saturday late evening | | | | | | |
| 16 Warden Stn – Scarborough Centre Stn | 18.33 | LF | 3 | 15' 00" | 45 | 0 | 24.4 | LF | 5 | 12' 00" | 60 | 0 | 18.3 | LF | 6 | 10' 00" | 60 | 0 | 18.3 | LF | 4 | 12' 00" | 45 | 3 | 24.4 | LF | 3 | 15' 00" | 45 | 0 | 24.4 | 523a | 545a | 130a | 153a | |
| Sunday | 05-Jan-14 | Sunday early morning | | | | | | | Sunday morning | | | | | | | Sunday afternoon | | | | | | | Sunday early evening | | | | | | | Sunday late evening | | | | | | |
| 16 Warden Stn – Scarborough Centre Stn | 18.33 | LF | 3 | 17' 00" | 50 | 1 | 22.0 | LF | 3 | 17' 00" | 50 | 1 | 22.0 | LF | 5 | 12' 00" | 60 | 0 | 18.3 | LF | 2 | 24' 00" | 44 | 4 | 25.0 | LF | 1.67 | 30' 00" | 44 | 6 | 25.0 | 732a | 758a | 132a | 200a | |
| | | Overnight service on McCowan Road and Danforth Road provided by 302 DANFORTH RD-McCOWAN Alternates trips with 70 OCONNOR | | | | | | | | | | | | | | | | | | | | | | | | | | | | | | | | | | |



SERVICE SUMMARY

June 22 to July 19, 2014

| Route | RT dist (km) and date of last change | Veh type | No. of Veh | Service interval | Run time (min) | Term time (min) | Avg spd (km/h) | Veh type | No. of Veh | Service interval | Run time (min) | Term time (min) | Avg spd (km/h) | Veh type | No. of Veh | Service interval | Run time (min) | Term time (min) | Avg spd (km/h) | Veh type | No. of Veh | Service interval | Run time (min) | Term time (min) | Avg spd (km/h) | Veh type | No. of Veh | Service interval | Run time (min) | Term time (min) | Avg spd (km/h) | First dep NB or WB | First dep SB or EB | Last dep NB or WB | Last dep SB or EB | | | | | |
|---|--------------------------------------|---|-----------------------------------|------------------|----------------|----------------------|-----------------------------------|----------|------------|-------------------------------------|-----------------------------------|-----------------|----------------|-----------------------------|-----------------------------------|------------------|----------------|----------------------------|------------------------------------|----------|------------|------------------|----------------|-----------------|----------------|----------|------------|------------------|----------------|-----------------|----------------|--------------------|--------------------|-------------------|-------------------|-------|--|--|--|--|
| 129 McCOWAN NORTH | Mal | Service outside Toronto north of Steeles Avenue is provided under contract to York Region. Temporary running time increase during City Construction between Steeles and McNicoll. | | | | | | | | | | | | | | | | | | | | | | | | | | | | | | | | | | | | | | |
| Monday to Friday | 31-Mar-14 | Monday-Friday morning peak period | | | | Monday-Friday midday | | | | Monday-Friday afternoon peak period | | | | Monday-Friday early evening | | | | Monday-Friday late evening | | | | | | | | | | | | | | | | | | | | | | |
| 129A Scarborough Centre Stn – Major Mackenzie | 34.29 | LF | 3 | 15' 00" | 105 | 0 | 19.6 | LF | 2 | 24' 00" | 97 | 5 | 21.2 | LF | 3 | 18' 00" | 102 | 15 | 20.2 | LF | 2 | 28' 00" | 88 | 10 | 23.4 | LF | 1 | 40' 00" | 80 | 0 | 25.7 | 605a | 535a | 1120p | 1120p | | | | | |
| 129B Scarborough Centre Stn – Steeles | 14.41 | LF | 12 | 5' 00" | 60 | 0 | 14.4 | LF | 9 | 6' 00" | 52 | 2 | 16.6 | LF | 14 | 4' 30" | 60 | 3 | 14.4 | LF | 6 | 7' 00" | 40 | 2 | 21.6 | LF | 4 | 10' 00" | 40 | 0 | 21.6 | 548a | 524a | 150a | 150a | | | | | |
| Combined/Average | | | 15 | 5' 00" | | | | | 11 | 6' 00" | | | | | 17 | 4' 30" | | | | | 8 | 7' 00" | | | | | 5 | 10' 00" | | | | | | | | | | | | |
| | | | Every 3rd 129B operates as a 129A | | | | Every 4th 129B operates as a 129A | | | | Every 4th 129B operates as a 129A | | | | Every 4th 129B operates as a 129A | | | | Every 4th 129B operates as a 129A | | | | | | | | | | | | | | | | | | | | | |
| Saturday | 28-Jun-14 | Saturday early morning | | | | Saturday morning | | | | Saturday afternoon | | | | Saturday early evening | | | | Saturday late evening | | | | | | | | | | | | | | | | | | | | | | |
| 129A Scarborough Centre Stn – Major Mackenzie | 34.29 | LF | 2 | 27' 00" | 88 | 11 | 23.4 | LF | 2 | 27' 00" | 88 | 11 | 23.4 | LF | 2 | 28' 00" | 90 | 15 | 22.9 | LF | 1 | 45' 00" | 80 | 10 | 25.7 | | | | | | | 600a | 601a | 1000p | 1050p | | | | | |
| 129B Scarborough Centre Stn – Steeles | 14.41 | LF | 5 | 9' 00" | 42 | 3 | 20.6 | LF | 5 | 9' 00" | 42 | 3 | 20.6 | LF | 7 | 7' 00" | 45 | 4 | 19.2 | LF | 3 | 15' 00" | 40 | 5 | 21.6 | LF | 3 | 15' 00" | 40 | 5 | 21.6 | 550a | 530a | 200a | 145a | | | | | |
| Combined/Average | | | 7 | 9' 00" | | | | | 7 | 9' 00" | | | | | 9 | 7' 00" | | | | | 4 | 15' 00" | | | | | 3 | 15' 00" | | | | | | | | | | | | |
| | | | Every 3rd 129B operates as a 129A | | | | Every 3rd 129B operates as a 129A | | | | Every 4th 129B operates as a 129A | | | | Every 3rd 129B operates as a 129A | | | | | | | | | | | | | | | | | | | | | | | | | |
| Sunday | 22-Jun-14 | Sunday morning | | | | Sunday afternoon | | | | Sunday early evening | | | | Sunday late evening | | | | | | | | | | | | | | | | | | | | | | | | | | |
| 129A Scarborough Centre Stn – Major Mackenzie | 34.29 | | LF | 1 | 40' 00" | 80 | 0 | 25.7 | LF | 1 | 40' 00" | 80 | 0 | 25.7 | LF | 1 | 45' 00" | 80 | 10 | 25.7 | | | | | | | | | | | 900a | 900a | 1020p | 1100p | | | | | | |
| 129B Scarborough Centre Stn – Steeles | 14.41 | | LF | 4 | 10' 00" | 40 | 0 | 21.6 | LF | 5 | 8' 00" | 40 | 0 | 21.6 | LF | 3 | 15' 00" | 40 | 5 | 21.6 | LF | 3 | 15' 00" | 40 | 5 | 21.6 | LF | 2 | 20' 00" | 40 | 0 | 21.6 | 800a | 815a | 200a | 145a | | | | |
| Combined/Average | | | 5 | 10' 00" | | | | | 6 | 8' 00" | | | | | 4 | 15' 00" | | | | | 4 | 15' 00" | | | | | 2 | 20' 00" | | | | | | | | | | | | |
| | | | Every 4th 129B operates as a 129A | | | | Every 5th 129B operates as a 129A | | | | Every 3rd 129B operates as a 129A | | | | | | | | | | | | | | | | | | | | | | | | | | | | | |
| Overnight service provided by 302 DANFORTH RD-McCOWAN | | | | | | | | | | | | | | | | | | | | | | | | | | | | | | | | | | | | | | | | |
| 130 MIDDLEFIELD | Mal | Service outside Toronto north of Steeles Avenue is provided under contract to York Region. Temporary running time increase during City Construction between Steeles and McNicoll. | | | | | | | | | | | | | | | | | | | | | | | | | | | | | | | | | | | | | | |
| Monday to Friday | 23-Jun-14 | Monday-Friday morning peak period | | | | Monday-Friday midday | | | | Monday-Friday afternoon peak period | | | | Monday-Friday early evening | | | | Monday-Friday late evening | | | | | | | | | | | | | | | | | | | | | | |
| 130A Scarborough Centre Stn – Steeles | 15.96 | | Lift | 1.5 | 30' 00" | 40 | 5 | 23.9 | | | | | | Lift | 2 | 22' 00" | 44 | 0 | 21.8 | Lift | 1.5 | 30' 00" | 44 | 1 | 21.8 | Lift | 1.5 | 30' 00" | 44 | 1 | 21.8 | 915a | 540a 702p | 115a | 240p 1240a | | | | | |
| 130A Scarborough Centre Stn – Steeles/ 130B Scarborough Centre Stn – Steeles via Maybrook | 16.56 | | Lift | 3 | 15' 00" | 45 | 0 | 22.1 | | | | | | Lift | 3 | 15' 00" | 45 | 0 | 22.1 | | | | | | | | | | | | 600a | 305p | 852a | 640p | | | | | | |
| | | | 130 operates SB; 130B operates NB | | | | Alternates trips with 132 MILNER | | | | 130 operates NB; 130B operates SB | | | | Alternates trips with 132 MILNER | | | | | | | | | | | | | | | | | | | | | | | | | |
| Saturday | 28-Jun-14 | Saturday early morning | | | | Saturday morning | | | | Saturday afternoon | | | | Saturday early evening | | | | Saturday late evening | | | | | | | | | | | | | | | | | | | | | | |
| 130A Scarborough Centre Stn – Steeles | 15.96 | | Lift | 1.5 | 30' 00" | 44 | 1 | 21.8 | Lift | 1.5 | 30' 00" | 44 | 1 | 21.8 | Lift | 1.5 | 30' 00" | 44 | 1 | 21.8 | Lift | 1.5 | 30' 00" | 40 | 4 | 23.9 | Lift | 1.5 | 30' 00" | 40 | 4 | 23.9 | 545a | 608a | 115a | 1240a | | | | |
| | | | Alternates trips with 132 MILNER | | | | Alternates trips with 132 MILNER | | | | Alternates trips with 132 MILNER | | | | Alternates trips with 132 MILNER | | | | Alternates trips with 132 MILNER | | | | | | | | | | | | | | | | | | | | | |
| Sunday | 22-Jun-14 | Sunday morning | | | | Sunday afternoon | | | | Sunday early evening | | | | Sunday late evening | | | | | | | | | | | | | | | | | | | | | | | | | | |
| 130A Scarborough Centre Stn – Steeles | 15.96 | | Lift | 1.5 | 30' 00" | 44 | 1 | 21.8 | Lift | 1.5 | 30' 00" | 44 | 1 | 21.8 | Lift | 1.5 | 30' 00" | 44 | 1 | 21.8 | Lift | 1.5 | 30' 00" | 40 | 4 | 23.9 | Lift | 1.5 | 30' 00" | 40 | 5 | 23.9 | 815a | 838a | 115a | 1240a | | | | |
| | | | Alternates trips with 132 MILNER | | | | Alternates trips with 132 MILNER | | | | Alternates trips with 132 MILNER | | | | Alternates trips with 132 MILNER | | | | Alternates trips with 134 PROGRESS | | | | | | | | | | | | | | | | | | | | | |
| 57 MIDLAND | Bir | Service outside Toronto north of Steeles Avenue is provided under contract to York Region. Temporary running time increase during City Construction between Steeles and McNicoll. | | | | | | | | | | | | | | | | | | | | | | | | | | | | | | | | | | | | | | |
| Monday to Friday | 23-Jun-14 | Monday-Friday morning peak period | | | | Monday-Friday midday | | | | Monday-Friday afternoon peak period | | | | Monday-Friday early evening | | | | Monday-Friday late evening | | | | | | | | | | | | | | | | | | | | | | |
| 57 Kennedy Stn – Steeles | 23.43 | LF | 10 | 7' 15" | 72 | 1 | 19.5 | LF | 6 | 11' 00" | 66 | 0 | 21.3 | LF | 9 | 8' 20" | 75 | 0 | 18.7 | LF | 5 | 12' 00" | 60 | 0 | 23.4 | LF | 4 | 15' 00" | 58 | 2 | 24.2 | 450a | 448a | 120a | 110a | | | | | |
| Saturday | 12-May-12 | Saturday early morning | | | | Saturday morning | | | | Saturday afternoon | | | | Saturday early evening | | | | Saturday late evening | | | | | | | | | | | | | | | | | | | | | | |
| 57 Kennedy Stn – Steeles | 23.43 | LF | 3 | 20' 00" | 58 | 2 | 24.2 | LF | 4 | 15' 00" | 60 | 0 | 23.4 | LF | 5 | 12' 00" | 60 | 0 | 23.4 | LF | 4 | 15' 00" | 54 | 6 | 26.0 | LF | 2 | 30' 00" | 54 | 6 | 26.0 | 515a | 545a | 1245a | 110a | | | | | |
| Sunday | 06-May-12 | Sunday morning | | | | Sunday afternoon | | | | Sunday early evening | | | | Sunday late evening | | | | | | | | | | | | | | | | | | | | | | | | | | |
| 57 Kennedy Stn – Steeles | 23.43 | | LF | 3 | 20' 00" | 60 | 0 | 23.4 | LF | 3 | 20' 00" | 60 | 0 | 23.4 | LF | 2 | 30' 00" | 54 | 6 | 26.0 | LF | 2 | 30' 00" | 54 | 6 | 26.0 | | | | | | 740a | 810a | 1245a | 110a | | | | | |



SERVICE SUMMARY

June 22 to July 19, 2014

| Route | RT dist (km) and date of last change | Veh type | No. of Veh | Service interval | Run time (min) | Term time (min) | Avg spd (km/h) | Veh type | No. of Veh | Service interval | Run time (min) | Term time (min) | Avg spd (km/h) | Veh type | No. of Veh | Service interval | Run time (min) | Term time (min) | Avg spd (km/h) | Veh type | No. of Veh | Service interval | Run time (min) | Term time (min) | Avg spd (km/h) | Veh type | No. of Veh | Service interval | Run time (min) | Term time (min) | Avg spd (km/h) | First dep NB or WB | First dep SB or EB | Last dep NB or WB | Last dep SB or EB | | | | | | |
|--|--------------------------------------|---|-----------------------------------|------------------|----------------|-----------------|----------------|---|------------|------------------|----------------|-----------------|-------------------------------------|----------|------------|------------------|----------------|-----------------------------|----------------|----------|------------|------------------|----------------------------|-----------------|----------------|----------|------------|------------------|----------------|-----------------|----------------|--------------------|--------------------|-------------------|-------------------|--|--|--|--|--|--|
| 132 MILNER | Mal | | | | | | | | | | | | | | | | | | | | | | | | | | | | | | | | | | | | | | | | |
| Monday to Friday | 23-Jun-14 | | Monday-Friday morning peak period | | | | | Monday-Friday midday | | | | | Monday-Friday afternoon peak period | | | | | Monday-Friday early evening | | | | | Monday-Friday late evening | | | | | | | | | | | | | | | | | | |
| 132 Scarborough Centre Stn – McLevin and Hupfield | 19.81 | LF | 3 | 16 ' 00 " | 48 | 0 | 24.8 | LF | 1.5 | 30 ' 00 " | 45 | 0 | 26.4 | LF | 3 | 16 ' 00 " | 48 | 0 | 24.8 | LF | 2 | 23 ' 00 " | 46 | 0 | 25.8 | LF | 1.5 | 30 ' 00 " | 42 | 4 | 28.6 | 600a | 536a | 100a | 1254a | | | | | | |
| | | | | | | | | Alternates trips with 130 MIDDLEFIELD | | | | | | | | | | | | | | | | | | | | | | | | | | | | | | | | | |
| Saturday | 09-Jan-10 | | Saturday early morning | | | | | Saturday morning | | | | | Saturday afternoon | | | | | Saturday early evening | | | | | Saturday late evening | | | | | | | | | | | | | | | | | | |
| 132 Scarborough Centre Stn – McLevin and Hupfield | 19.81 | LF | 1.5 | 30 ' 00 " | 45 | 0 | 26.4 | LF | 1.5 | 30 ' 00 " | 45 | 0 | 26.4 | LF | 1.5 | 30 ' 00 " | 45 | 0 | 26.4 | LF | 1.5 | 30 ' 00 " | 42 | 4 | 28.6 | LF | 1.5 | 30 ' 00 " | 42 | 4 | 28.6 | 600a | 552a | 100a | 1254a | | | | | | |
| | | | | | | | | Alternates trips with 130 MIDDLEFIELD | | | | | | | | | | | | | | | | | | | | | | | | | | | | | | | | | |
| Sunday | 08-May-11 | | Sunday morning | | | | | Sunday afternoon | | | | | Sunday early evening | | | | | | | | | | | | | | | | | | | | | | | | | | | | |
| 132 Scarborough Centre Stn – McLevin and Hupfield | 19.81 | | | | | | | LF | 1.5 | 30 ' 00 " | 45 | 0 | 26.4 | LF | 1.5 | 30 ' 00 " | 45 | 0 | 26.4 | LF | 1.5 | 30 ' 00 " | 42 | 4 | 28.6 | | | | | | | 900a | 852a | 1000p | 954p | | | | | | |
| | | | | | | | | Alternates trips with 130 MIDDLEFIELD | | | | | | | | | | | | | | | | | | | | | | | | | | | | | | | | | |
| 116 MORNINGSIDE | Egl | Additional running time during City Construction on Eglinton between Midland and Brimley. | | | | | | | | | | | | | | | | | | | | | | | | | | | | | | | | | | | | | | | |
| Monday to Friday | 12-May-14 | | Monday-Friday morning peak period | | | | | Monday-Friday midday | | | | | Monday-Friday afternoon peak period | | | | | Monday-Friday early evening | | | | | Monday-Friday late evening | | | | | | | | | | | | | | | | | | |
| 116A Kennedy Stn – Conlins Rd via Ellesmere/ 116E Kennedy Stn – Scarborough College and Conlins Rd Express | 29.30 | LF | 5 | 17 ' 00 " | 84 | 1 | 20.9 | LF | 3 | 25 ' 40 " | 77 | 0 | 22.8 | LF | 5 | 16 ' 30 " | 81 | 2 | 21.7 | LF | 3 | 24 ' 00 " | 72 | 0 | 24.4 | | | | | | | 658a | 557a | 1005p | 1021p | | | | | | |
| 116B Kennedy Stn – Kingston Rd & Eglinton | 10.0 | LF | 5 | 8 ' 00 " | 40 | 0 | 15.0 | | | | | | LF | 4 | 9 ' 30 " | 38 | 0 | 15.8 | | | | | | | | | | | | | | 534a | 532a | 854a | 912a | | | | | | |
| 116C Kennedy Stn – Finch | 35.76 | LF | 16 | 6 ' 45 " | 108 | 0 | 19.9 | LF | 12 | 9 ' 00 " | 103 | 5 | 20.8 | LF | 19 | 5 ' 45 " | 107 | 3 | 20.1 | LF | 13 | 7 ' 45 " | 96 | 5 | 22.4 | LF | 8 | 10 ' 00 " | 78 | 2 | 27.5 | 319p | 338p | 629p | 648p | | | | | | |
| Combined/Average | | | 26 | 3 ' 01 " | | | | LF | 15 | 6 ' 40 " | | | | LF | 28 | 2 ' 57 " | | | | LF | 16 | 5 ' 51 " | | | | LF | 8 | 10 ' 00 " | | | 508a | 500a | 230a | 302a | | | | | | | |
| | | | | | | | | Before Noon 116A operates WB and 116E operates EB. After Noon 116A operates EB and 116E operates WB | | | | | | | | | | | | | | | | | | | | | | | | | | | | | | | | | |
| Saturday | 28-Jun-14 | | Saturday early morning | | | | | Saturday morning | | | | | Saturday afternoon | | | | | Saturday early evening | | | | | Saturday late evening | | | | | | | | | | | | | | | | | | |
| 116C Kennedy Stn – Finch | 35.76 | LF | 4 | 18 ' 30 " | 74 | 0 | 29.0 | LF | 13 | 7 ' 30 " | 95 | 3 | 22.6 | LF | 15 | 6 ' 30 " | 96 | 2 | 22.4 | LF | 9 | 10 ' 00 " | 89 | 1 | 24.1 | LF | 8 | 11 ' 00 " | 80 | 8 | 26.8 | 540a | 523a | 230a | 310a | | | | | | |
| Sunday | 22-Jun-14 | | Sunday morning | | | | | Sunday afternoon | | | | | Sunday early evening | | | | | Sunday late evening | | | | | | | | | | | | | | | | | | | | | | | |
| 116C Kennedy Stn – Finch | 35.76 | | | | | | | LF | 12 | 8 ' 00 " | 91 | 5 | 23.6 | LF | 12 | 8 ' 00 " | 92 | 4 | 23.3 | LF | 8 | 10 ' 00 " | 80 | 0 | 26.8 | LF | 5 | 17 ' 00 " | 76 | 9 | 28.2 | 741a | 750a | 230a | 308a | | | | | | |
| 62 MORTIMER | Bir | | | | | | | | | | | | | | | | | | | | | | | | | | | | | | | | | | | | | | | | |
| Monday to Friday | 17-Feb-09 | | Monday-Friday morning peak period | | | | | Monday-Friday midday | | | | | Monday-Friday afternoon peak period | | | | | Monday-Friday early evening | | | | | Monday-Friday late evening | | | | | | | | | | | | | | | | | | |
| 62 Broadview Stn – Main Street Stn | 12.09 | LF | 3 | 15 ' 00 " | 44 | 1 | 16.5 | LF | 2 | 22 ' 00 " | 42 | 2 | 17.3 | LF | 3 | 15 ' 00 " | 44 | 1 | 16.5 | LF | 2 | 20 ' 00 " | 40 | 0 | 18.1 | LF | 1.5 | 30 ' 00 " | 40 | 1 | 18.1 | 540a | 553a | 1255a | 115a | | | | | | |
| | | | | | | | | Alternates trips with 20 CLIFFSIDE | | | | | | | | | | | | | | | | | | | | | | | | | | | | | | | | | |
| Saturday | 14-May-11 | | Saturday early morning | | | | | Saturday morning | | | | | Saturday afternoon | | | | | Saturday early evening | | | | | | | | | | | | | | | | | | | | | | | |
| 62 Broadview Stn – Main Street Stn | 12.09 | LF | 2 | 20 ' 00 " | 40 | 0 | 18.1 | LF | 2 | 22 ' 00 " | 44 | 0 | 16.5 | LF | 2 | 22 ' 00 " | 44 | 0 | 16.5 | LF | 2 | 20 ' 00 " | 40 | 0 | 18.1 | | | | | | | 612a | 552a | 1000p | 1000p | | | | | | |
| Sunday | 08-May-11 | | Sunday morning | | | | | Sunday afternoon | | | | | Sunday early evening | | | | | | | | | | | | | | | | | | | | | | | | | | | | |
| 62 Broadview Stn – Main Street Stn | 12.09 | | | | | | | LF | 2 | 20 ' 00 " | 40 | 0 | 18.1 | LF | 3 | 15 ' 00 " | 40 | 5 | 18.1 | LF | 1.34 | 30 ' 00 " | 40 | 1 | 18.3 | | | | | | | 815a | 835a | 1000p | 1020p | | | | | | |
| | | | | | | | | Alternates trips with 20 CLIFFSIDE | | | | | | | | | | | | | | | | | | | | | | | | | | | | | | | | | |



SERVICE SUMMARY

June 22 to July 19, 2014

| Route | RT dist (km) and date of last change | Veh type | No. of Veh | Service interval | Run time (min) | Term time (min) | Avg spd (km/h) | Veh type | No. of Veh | Service interval | Run time (min) | Term time (min) | Avg spd (km/h) | Veh type | No. of Veh | Service interval | Run time (min) | Term time (min) | Avg spd (km/h) | Veh type | No. of Veh | Service interval | Run time (min) | Term time (min) | Avg spd (km/h) | Veh type | No. of Veh | Service interval | Run time (min) | Term time (min) | Avg spd (km/h) | First dep NB or WB | First dep SB or EB | Last dep NB or WB | Last dep SB or EB | | | | | | | |
|--|--------------------------------------|---|--|------------------|----------------|-----------------|----------------|----------------------|------------|------------------|----------------|-----------------|-------------------------------------|----------|------------|------------------|----------------|-----------------------------|----------------|----------|------------|------------------|----------------------------|-----------------|----------------|----------|------------|------------------|----------------|-----------------|----------------|--------------------|--------------------|-------------------|-------------------|---|------|------|------|-------|-------|--|
| 171 MT DENNIS | MtD | | | | | | | | | | | | | | | | | | | | | | | | | | | | | | | | | | | | | | | | | |
| Monday to Friday | 06-Sep-11 | | Monday-Friday early morning | | | | | Monday-Friday midday | | | | | Monday-Friday afternoon peak period | | | | | Monday-Friday early evening | | | | | Monday-Friday late evening | | | | | | | | | | | | | | | | | | | |
| 171 Mt Dennis – Jane & Weston | 6.82 | LF | 1 | 20'00" | 18 | 2 | 22.7 | LF | 1 | 20'00" | 18 | 2 | 22.7 | LF | 1 | 20'00" | 18 | 2 | 22.7 | LF | 1 | 20'00" | 18 | 2 | 22.7 | LF | 1 | 20'00" | 18 | 2 | 22.7 | LF | 1 | 20'00" | 18 | 2 | 22.7 | 400a | 409a | 1120p | 1134p | |
| Saturday | 26-Jun-10 | | Saturday early morning | | | | | Saturday midday | | | | | Saturday afternoon peak period | | | | | Saturday early evening | | | | | Saturday late evening | | | | | | | | | | | | | | | | | | | |
| 171 Mt Dennis – Jane & Weston | 6.82 | LF | 1 | 20'00" | 18 | 2 | 22.7 | LF | 1 | 20'00" | 18 | 2 | 22.7 | LF | 1 | 20'00" | 18 | 2 | 22.7 | LF | 1 | 20'00" | 18 | 2 | 22.7 | LF | 1 | 20'00" | 18 | 2 | 22.7 | LF | 1 | 20'00" | 18 | 2 | 22.7 | 400a | 409a | 1100p | 1109p | |
| Sunday | 20-Jun-10 | | Sunday early morning | | | | | Sunday midday | | | | | Sunday afternoon peak period | | | | | Sunday early evening | | | | | Sunday late evening | | | | | | | | | | | | | | | | | | | |
| 171 Mt Dennis – Jane & Weston | 6.82 | LF | 1 | 20'00" | 18 | 2 | 22.7 | LF | 1 | 20'00" | 18 | 2 | 22.7 | LF | 1 | 20'00" | 18 | 2 | 22.7 | LF | 1 | 20'00" | 18 | 2 | 22.7 | LF | 1 | 20'00" | 18 | 2 | 22.7 | LF | 1 | 20'00" | 18 | 2 | 22.7 | 400a | 409a | 1120p | 1134p | |
| 74 MT PLEASANT | Wil | | | | | | | | | | | | | | | | | | | | | | | | | | | | | | | | | | | | | | | | | |
| Monday to Friday | 09-May-11 | | Monday-Friday morning peak period | | | | | Monday-Friday midday | | | | | Monday-Friday afternoon peak period | | | | | | | | | | | | | | | | | | | | | | | | | | | | | |
| 74 St Clair Stn – Eglinton | 6.15 | LF | 2 | 15'00" | 30 | 0 | 12.3 | LF | 1 | 30'00" | 30 | 0 | 12.3 | LF | 2 | 18'00" | 36 | 0 | 10.3 | | | | | | | | | | | | | | | | | | | | | | | |
| Saturday | 14-May-11 | | Saturday early morning | | | | | Saturday morning | | | | | Saturday afternoon | | | | | | | | | | | | | | | | | | | | | | | | | | | | | |
| 74 St Clair Stn – Eglinton | 6.15 | LF | 1 | 30'00" | 30 | 0 | 12.3 | LF | 1 | 30'00" | 30 | 0 | 12.3 | LF | 1 | 30'00" | 30 | 0 | 12.3 | | | | | | | | | | | | | | | | | | | | | | | |
| Sunday | 08-May-11 | | | | | | | | | | | | | | | | | | | | | | | | | | | | | | | | | | | | | | | | | |
| 74 St Clair Stn – Eglinton | 6.15 | | | | | | | LF | 1 | 30'00" | 30 | 0 | 12.3 | LF | 1 | 30'00" | 30 | 0 | 12.3 | | | | | | | | | | | | | | | | | | | | | | | |
| 103 MT PLEASANT NORTH | Wil | | | | | | | | | | | | | | | | | | | | | | | | | | | | | | | | | | | | | | | | | |
| Monday to Friday | 19-Nov-12 | | Monday-Friday morning peak period | | | | | Monday-Friday midday | | | | | Monday-Friday afternoon peak period | | | | | Monday-Friday early evening | | | | | Monday-Friday late evening | | | | | | | | | | | | | | | | | | | |
| 103 Eglinton Stn – Doncliffe | 7.92 | LF | 2 | 20'00" | 36 | 4 | 13.2 | LF | 2 | 20'00" | 36 | 4 | 13.2 | LF | 2 | 20'00" | 36 | 4 | 13.2 | LF | 2 | 20'00" | 36 | 4 | 13.2 | LF | 1 | 30'00" | 30 | 0 | 15.8 | LF | 1 | 30'00" | 30 | 0 | 15.8 | 600a | 620a | 100a | 115a | |
| Saturday | 24-Nov-12 | | Saturday early morning | | | | | Saturday morning | | | | | Saturday afternoon | | | | | Saturday early evening | | | | | Saturday late evening | | | | | | | | | | | | | | | | | | | |
| 103 Eglinton Stn – Doncliffe | 7.92 | LF | 1 | 30'00" | 30 | 0 | 15.8 | LF | 2 | 20'00" | 36 | 4 | 13.2 | LF | 2 | 20'00" | 36 | 4 | 13.2 | LF | 1 | 30'00" | 30 | 0 | 15.8 | LF | 1 | 30'00" | 30 | 0 | 15.8 | LF | 1 | 30'00" | 30 | 0 | 15.8 | 545a | 600a | 100a | 115a | |
| Sunday | 18-Nov-12 | | | | | | | | | | | | | | | | | | | | | | | | | | | | | | | | | | | | | | | | | |
| 103 Eglinton Stn – Doncliffe | 7.92 | | | | | | | LF | 2 | 20'00" | 36 | 4 | 13.2 | LF | 2 | 20'00" | 36 | 4 | 13.2 | LF | 1 | 30'00" | 30 | 0 | 15.8 | | | | | | | | | | | | | | | | | |
| 133 NEILSON | Mal | Additional running time during City Construction on Neilson between Tapscott and Ellesmere. | | | | | | | | | | | | | | | | | | | | | | | | | | | | | | | | | | | | | | | | |
| Monday to Friday | 12-May-14 | | Monday-Friday morning peak period | | | | | Monday-Friday midday | | | | | Monday-Friday afternoon peak period | | | | | Monday-Friday early evening | | | | | Monday-Friday late evening | | | | | | | | | | | | | | | | | | | |
| 133 Scarborough Centre Stn – Morningside Heights | 25.22 | LF | 9 | 9'00" | 80 | 1 | 18.9 | LF | 8 | 10'00" | 80 | 0 | 18.9 | LF | 12 | 7'00" | 84 | 0 | 18.0 | LF | 8 | 10'00" | 76 | 4 | 19.9 | LF | 5 | 13'00" | 65 | 0 | 23.3 | LF | 5 | 13'00" | 65 | 0 | 23.3 | 530a | 459a | 145a | 127a | |
| | | | SB/WB buses do not serve Centenary Hospital. | | | | | | | | | | | | | | | | | | | | | | | | | | | | | | | | | | | | | | | |
| | | | EB/NB buses do not serve Centenary Hospital. | | | | | | | | | | | | | | | | | | | | | | | | | | | | | | | | | | | | | | | |
| Saturday | 17-May-14 | | Saturday early morning | | | | | Saturday morning | | | | | Saturday afternoon | | | | | Saturday early evening | | | | | Saturday late evening | | | | | | | | | | | | | | | | | | | |
| 133 Scarborough Centre Stn – Morningside Heights | 25.22 | LF | 7 | 12'00" | 80 | 4 | 18.9 | LF | 8 | 10'00" | 80 | 0 | 18.9 | LF | 9 | 9'00" | 80 | 1 | 18.9 | LF | 8 | 10'00" | 76 | 4 | 19.9 | LF | 5 | 13'00" | 65 | 0 | 23.3 | LF | 5 | 13'00" | 65 | 0 | 23.3 | 542a | 509a | 102a | 100a | |
| Sunday | 11-May-14 | | | | | | | | | | | | | | | | | | | | | | | | | | | | | | | | | | | | | | | | | |
| 133 Scarborough Centre Stn – Morningside Heights | 25.22 | | | | | | | LF | 6 | 12'00" | 70 | 2 | 21.6 | LF | 8 | 10'00" | 80 | 0 | 18.9 | LF | 6 | 12'00" | 70 | 2 | 21.6 | LF | 5 | 13'00" | 60 | 5 | 25.2 | LF | 5 | 13'00" | 60 | 5 | 25.2 | 900a | 820a | 104a | 100a | |

All buses serve Centenary Hospital in both directions except where noted.
Overnight service south of Finch provided by 321 YORK MILLS



TORONTO TRANSIT COMMISSION

SERVICE SUMMARY

June 22 to July 19, 2014

| Route | RT dist (km) and date of last change | Veh type | No. of Veh | Service interval | Run time (min) | Term time (min) | Avg spd (km/h) | Veh type | No. of Veh | Service interval | Run time (min) | Term time (min) | Avg spd (km/h) | Veh type | No. of Veh | Service interval | Run time (min) | Term time (min) | Avg spd (km/h) | Veh type | No. of Veh | Service interval | Run time (min) | Term time (min) | Avg spd (km/h) | Veh type | No. of Veh | Service interval | Run time (min) | Term time (min) | Avg spd (km/h) | First dep NB or WB | First dep SB or EB | Last dep NB or WB | Last dep SB or EB | | | | | | | | | | | | | | |
|---|--------------------------------------|---|------------|------------------|----------------|-----------------|----------------|----------|------------|----------------------------|----------------|-----------------|----------------|----------|------------|------------------|----------------|-------------------------------------|----------------|----------|------------|------------------|----------------|-----------------|----------------|-----------------------------|------------|------------------|----------------|-----------------|----------------|--------------------|--------------------|---|-------------------|--|--|--|--|--|--|--|--|--|--|--|--|--|--|
| | | | | | | | | | | | | | | | | | | | | | | | | | | | | | | | | | | | | | | | | | | | | | | | | | |
| 131 NUGGET | | | | | | | | | | | | | | | | | | | | | | | | | | | | | | | | | | | | | | | | | | | | | | | | | |
| Mal | | Additional running time during City Construction on Eglinton between Midland and Brimley. | | | | | | | | | | | | | | | | | | | | | | | | | | | | | | | | | | | | | | | | | | | | | | | |
| Monday to Friday | | Monday-Friday morning peak period | | | | | | | | Monday-Friday midday | | | | | | | | Monday-Friday afternoon peak period | | | | | | | | Monday-Friday early evening | | | | | | | | Monday-Friday late evening | | | | | | | | | | | | | | | |
| 131A Scarborough Centre Stn – Old Finch & Morningview | | Lift 4 13 ' 30 " 54 0 22.4 | | | | | | | | Lift 4 13 ' 30 " 54 0 22.4 | | | | | | | | Lift 4 12 ' 45 " 51 0 23.8 | | | | | | | | Lift 3 15 ' 00 " 44 1 27.5 | | | | | | | | 550a 518a 100a 1253a | | | | | | | | | | | | | | | |
| 131E Kennedy Stn – Old Finch Express | | Lift 10 9 ' 45 " 96 2 20.9 | | | | | | | | Lift 9 11 ' 00 " 99 0 20.3 | | | | | | | | | | | | | | | | 650a 611a 916a 836a | | | | | | | | | | | | | | | | | | | | | | | |
| 33.46 | | | | | | | | | | | | | | | | | | | | | | | | | | 303p 254p 633p 616p | | | | | | | | | | | | | | | | | | | | | | | |
| Saturday | | | | | | | | | | | | | | | | | | | | | | | | | | | | | | | | | | | | | | | | | | | | | | | | | |
| 28-Jun-14 | | Saturday early morning | | | | | | | | Saturday morning | | | | | | | | Saturday afternoon | | | | | | | | Saturday early evening | | | | | | | | Saturday late evening | | | | | | | | | | | | | | | |
| 131A Scarborough Centre Stn – Old Finch & Morningview | | Lift 3 18 ' 00 " 54 0 22.4 | | | | | | | | Lift 3 18 ' 00 " 54 0 22.4 | | | | | | | | Lift 3 18 ' 00 " 54 0 22.4 | | | | | | | | Lift 3 15 ' 00 " 44 1 27.5 | | | | | | | | Lift 2 22 ' 00 " 44 0 27.5 | | | | | | | | 630a 639a 100a 1238a | | | | | | | |
| 20.20 | | | | | | | | | | | | | | | | | | | | | | | | | | | | | | | | | | | | | | | | | | | | | | | | | |
| Sunday | | | | | | | | | | | | | | | | | | | | | | | | | | | | | | | | | | | | | | | | | | | | | | | | | |
| 22-Jun-14 | | Sunday morning | | | | | | | | Sunday afternoon | | | | | | | | Sunday early evening | | | | | | | | Sunday late evening | | | | | | | | | | | | | | | | | | | | | | | |
| 131A Scarborough Centre Stn – Old Finch & Morningview | | Lift 2 26 ' 00 " 52 0 23.3 | | | | | | | | Lift 2 26 ' 00 " 52 0 23.3 | | | | | | | | Lift 2 25 ' 00 " 50 0 24.2 | | | | | | | | Lift 2 22 ' 00 " 44 0 27.5 | | | | | | | | 826a 800a 100a 1238a | | | | | | | | | | | | | | | |
| 20.20 | | | | | | | | | | | | | | | | | | | | | | | | | | | | | | | | | | | | | | | | | | | | | | | | | |
| Operates NB via Morningview before 3:00 pm, and NB via Littles after 3:00 pm. | | | | | | | | | | | | | | | | | | | | | | | | | | | | | | | | | | | | | | | | | | | | | | | | | |
| 70 O'CONNOR | | | | | | | | | | | | | | | | | | | | | | | | | | | | | | | | | | | | | | | | | | | | | | | | | |
| Egl | | | | | | | | | | | | | | | | | | | | | | | | | | | | | | | | | | | | | | | | | | | | | | | | | |
| Monday to Friday | | Monday-Friday morning peak period | | | | | | | | Monday-Friday midday | | | | | | | | Monday-Friday afternoon peak period | | | | | | | | Monday-Friday early evening | | | | | | | | Monday-Friday late evening | | | | | | | | | | | | | | | |
| 23-Jun-14 | | LF 3 17 ' 00 " 51 0 14.7 | | | | | | | | LF 2.5 18 ' 00 " 44 1 17.1 | | | | | | | | LF 3 17 ' 00 " 51 0 14.7 | | | | | | | | LF 2 22 ' 00 " 44 0 17.1 | | | | | | | | LF 1 30 ' 00 " 30 0 23.5 | | | | | | | | 520a 500a 908p 900p | | | | | | | |
| 70A Coxwell Stn – Eglinton | | LF 3 17 ' 00 " 51 0 14.7 | | | | | | | | LF 2.5 18 ' 00 " 44 0 16.5 | | | | | | | | LF 3 17 ' 00 " 51 0 14.5 | | | | | | | | LF 2 22 ' 00 " 44 0 16.9 | | | | | | | | LF 1.1 30 ' 00 " 34 0 21.8 | | | | | | | | 945p 930p 145a 200a | | | | | | | |
| 70B Coxwell Stn – Eglinton Sq | | | | | | | | | | | | | | | | | | | | | | | | | | | | | | | | | | 550a 530a 158a 145a | | | | | | | | | | | | | | | |
| 70C Coxwell Stn – Warden Stn | | | | | | | | | | | | | | | | | | | | | | | | | | | | | | | | | | 2.13 15 ' 00 " | | | | | | | | | | | | | | | |
| 12.36 | | 6 8 ' 30 " | | | | | | | | 5 9 ' 00 " | | | | | | | | 6 8 ' 30 " | | | | | | | | 4 11 ' 00 " | | | | | | | | 70 branch alternates trips with 135 GERRARD | | | | | | | | | | | | | | | |
| Combined/Average | | | | | | | | | | | | | | | | | | | | | | | | | | | | | | | | | | | | | | | | | | | | | | | | | |
| Saturday | | | | | | | | | | | | | | | | | | | | | | | | | | | | | | | | | | | | | | | | | | | | | | | | | |
| 28-Jun-14 | | Saturday early morning | | | | | | | | Saturday morning | | | | | | | | Saturday afternoon | | | | | | | | Saturday early evening | | | | | | | | Saturday late evening | | | | | | | | | | | | | | | |
| 70A Coxwell Stn – Eglinton | | LF 2 22 ' 00 " 44 0 17.1 | | | | | | | | LF 2 22 ' 00 " 44 0 17.1 | | | | | | | | LF 2 22 ' 00 " 44 0 17.1 | | | | | | | | LF 1.5 24 ' 00 " 36 0 20.9 | | | | | | | | LF 1.5 24 ' 00 " 34 2 22.1 | | | | | | | | 537a 515a 143a 200a | | | | | | | |
| 70C Coxwell Stn – Warden Stn | | LF 2 22 ' 00 " 44 0 16.9 | | | | | | | | LF 2 22 ' 00 " 44 0 16.9 | | | | | | | | LF 2 22 ' 00 " 44 0 16.9 | | | | | | | | LF 1.5 24 ' 00 " 36 0 20.6 | | | | | | | | LF 1.5 24 ' 00 " 34 2 21.8 | | | | | | | | 610a 548a 141a 158a | | | | | | | |
| 12.36 | | 4 11 ' 00 " | | | | | | | | 4 11 ' 00 " | | | | | | | | 4 11 ' 00 " | | | | | | | | 3 12 ' 00 " | | | | | | | | 3 12 ' 00 " | | | | | | | | 70 branch alternates trips with 16 McCOWAN | | | | | | | |
| Combined/Average | | | | | | | | | | | | | | | | | | | | | | | | | | | | | | | | | | | | | | | | | | | | | | | | | |
| Sunday | | | | | | | | | | | | | | | | | | | | | | | | | | | | | | | | | | | | | | | | | | | | | | | | | |
| 22-Jun-14 | | Sunday morning | | | | | | | | Sunday afternoon | | | | | | | | Sunday early evening | | | | | | | | Sunday late evening | | | | | | | | | | | | | | | | | | | | | | | |
| 70A Coxwell Stn – Eglinton | | LF 1.5 30 ' 00 " 40 5 18.8 | | | | | | | | LF 2 20 ' 00 " 40 0 18.8 | | | | | | | | LF 1.5 24 ' 00 " 36 0 20.9 | | | | | | | | LF 1 30 ' 00 " 30 0 23.5 | | | | | | | | 830a 810a 918p 900p | | | | | | | | | | | | | | | |
| 70B Coxwell Stn – Eglinton Sq | | LF 1 45 ' 00 " 33 12 22.5 | | | | | | | | LF 1.5 30 ' 00 " 40 5 18.5 | | | | | | | | LF 2 20 ' 00 " 40 0 18.5 | | | | | | | | LF 1.5 24 ' 00 " 36 0 20.6 | | | | | | | | LF 1.3 30 ' 00 " 34 6 21.8 | | | | | | | | 945p 930p 145a 200a | | | | | | | |
| 70C Coxwell Stn – Warden Stn | | | | | | | | | | | | | | | | | | | | | | | | | | | | | | | | | | 645a 615a 158a 145a | | | | | | | | | | | | | | | |
| 12.36 | | 1 45 ' 00 " | | | | | | | | 3 15 ' 00 " | | | | | | | | 4 10 ' 00 " | | | | | | | | 3 12 ' 00 " | | | | | | | | 2.33 15 ' 00 " | | | | | | | | | | | | | | | |
| Combined/Average | | | | | | | | | | | | | | | | | | | | | | | | | | | | | | | | | | 70 branch alternates trips with 16 McCOWAN | | | | | | | | | | | | | | | |



SERVICE SUMMARY

June 22 to July 19, 2014

| Route | RT dist (km) and date of last change | Veh type | No. of Veh | Service interval | Run time (min) | Term time (min) | Avg spd (km/h) | Veh type | No. of Veh | Service interval | Run time (min) | Term time (min) | Avg spd (km/h) | Veh type | No. of Veh | Service interval | Run time (min) | Term time (min) | Avg spd (km/h) | Veh type | No. of Veh | Service interval | Run time (min) | Term time (min) | Avg spd (km/h) | Veh type | No. of Veh | Service interval | Run time (min) | Term time (min) | Avg spd (km/h) | First dep NB or WB | First dep SB or EB | Last dep NB or WB | Last dep SB or EB | | | | |
|---|--------------------------------------|--|-----------------------------------|------------------|----------------|-----------------|----------------|-------------------------------------|------------|------------------|----------------|-----------------|-------------------------------------|----------|------------|------------------|----------------|-----------------------------|----------------|----------|------------|------------------|----------------------------|-----------------|----------------|----------|------------|------------------|----------------|-----------------|----------------|--------------------|--------------------|-------------------|-------------------|--|--|--|--|
| 63 OSSINGTON | MtD | | | | | | | | | | | | | | | | | | | | | | | | | | | | | | | | | | | | | | |
| Monday to Friday | 23-Jun-14 | | Monday-Friday morning peak period | | | | | Monday-Friday midday | | | | | Monday-Friday afternoon peak period | | | | | Monday-Friday early evening | | | | | Monday-Friday late evening | | | | | | | | | | | | | | | | |
| 63 Eglinton West Stn – Liberty Village | 17.57 | LF | 2 | 11' 00" | 75 | 2 | 14.1 | LF | 11 | 7' 00" | 74 | 3 | 14.2 | LF | 8.5 | 9' 15" | 74 | 5 | 14.2 | LF | 12 | 6' 30" | 72 | 6 | 14.6 | LF | 7 | 10' 00" | 64 | 6 | 16.5 | 517a | 521a | 150a | 138a | | | | |
| 63B St Clair – Liberty Village | 13.35 | LF | 15 | 3' 40" | 53 | 2 | 15.2 | | | | | | LF | 6.5 | 9' 15" | 54 | 7 | 14.9 | | | | | | | | | | | | | | | | | | | | | |
| Combined/Average | | | 17 | 3' 40" | | | | 11 | 7' 00" | | | | 15 | 4' 37" | | | | | | 12 | 6' 30" | | | | | 7 | 10' 00" | | | | | | | | | | | | |
| | | | Every 3rd 63A operates as a 63 | | | | | | | | | | | | | | | | | | | | | | | | | | | | | | | | | | | | |
| Saturday | 30-Nov-13 | | Saturday early morning | | | | | Saturday morning | | | | | Saturday afternoon | | | | | Saturday early evening | | | | | Saturday late evening | | | | | | | | | | | | | | | | |
| 63 Eglinton West Stn – Liberty Village | 17.57 | LF | 8 | 10' 00" | 74 | 6 | 14.2 | LF | 10 | 8' 00" | 78 | 2 | 13.5 | LF | 13 | 6' 30" | 82 | 3 | 12.9 | LF | 7 | 10' 00" | 70 | 0 | 15.1 | LF | 7 | 10' 00" | 64 | 6 | 16.5 | 520a | 523a | 142a | 140a | | | | |
| Sunday | 22-Jun-14 | | Sunday early morning | | | | | Sunday morning | | | | | Sunday afternoon | | | | | Sunday early evening | | | | | Sunday late evening | | | | | | | | | | | | | | | | |
| 63 Eglinton West Stn – Liberty Village | 21.46 | LF | 6 | 12' 00" | 72 | 0 | 17.9 | LF | 8 | 10' 00" | 73 | 7 | 17.6 | LF | 10 | 7' 30" | 75 | 0 | 17.2 | LF | 7 | 10' 00" | 70 | 0 | 18.4 | LF | 6 | 11' 00" | 64 | 2 | 20.1 | 520a | 520a | 147a | 136a | | | | |
| 316 OSSINGTON | MtD | | | | | | | | | | | | | | | | | | | | | | | | | | | | | | | | | | | | | | |
| Overnight, 7 days a week | 30-Mar-14 | | Monday-Friday overnight | | | | | Saturday overnight | | | | | Sunday overnight | | | | | | | | | | | | | | | | | | | | | | | | | | |
| 316 Eglinton West Stn – Exhibition | 20.28 | LF | 2 | 30' 00" | 49 | 11 | 24.8 | LF | 2 | 30' 00" | 49 | 11 | 24.8 | LF | 2 | 30' 00" | 49 | 11 | 24.8 | | | | | | | | | | | | | | | | | | | | |
| 72 PAPE | Bir | Service west of Cherry Street to downtown is temporary operated by 172 CHERRY STREET as construction continues on downtown projects including the Union Station Second Platform. Additional service during TTC Queen East trackwork. | | | | | | | | | | | | | | | | | | | | | | | | | | | | | | | | | | | | | |
| Monday to Friday | 23-Jun-14 | | Monday-Friday morning peak period | | | | | Monday-Friday midday | | | | | Monday-Friday afternoon peak period | | | | | Monday-Friday early evening | | | | | Monday-Friday late evening | | | | | | | | | | | | | | | | |
| 72C Pape Stn – Commissioners | 10.06 | LF | 6 | 6' 40" | 37 | 3 | 16.3 | LF | 5 | 8' 00" | 36 | 4 | 16.8 | LF | 6 | 6' 40" | 38 | 2 | 15.9 | LF | 5 | 8' 00" | 36 | 4 | 16.8 | LF | 4 | 9' 00" | 36 | 0 | 16.8 | 521a | 503a | 113a | 107a | | | | |
| Saturday | 28-Jun-14 | | Saturday early morning | | | | | Saturday morning | | | | | Saturday afternoon | | | | | Saturday early evening | | | | | Saturday late evening | | | | | | | | | | | | | | | | |
| 72C Pape Stn – Commissioners | 10.06 | LF | 2 | 15' 00" | 30 | 0 | 20.1 | LF | 5 | 8' 00" | 40 | 0 | 15.1 | LF | 5 | 8' 00" | 40 | 0 | 15.1 | LF | 4 | 9' 00" | 36 | 0 | 16.8 | LF | 4 | 9' 00" | 36 | 0 | 16.8 | 540a | 525a | 113a | 108a | | | | |
| Sunday | 22-Jun-14 | | Sunday morning | | | | | Sunday afternoon | | | | | Sunday early evening | | | | | Sunday late evening | | | | | | | | | | | | | | | | | | | | | |
| 72C Pape Stn – Commissioners | 10.06 | | | | | | | LF | 4 | 9' 00" | 36 | 0 | 16.8 | LF | 4 | 9' 00" | 36 | 0 | 16.8 | LF | 4 | 9' 00" | 36 | 0 | 16.8 | LF | 4 | 9' 00" | 36 | 0 | 16.8 | 752a | 737a | 119a | 110a | | | | |
| 402 PARKDALE COMMUNITY BUS | W-T | | | | | | | | | | | | | | | | | | | | | | | | | | | | | | | | | | | | | | |
| Monday to Friday | 2-Sep-97 | | Monday-Friday midday | | | | | Monday-Friday afternoon peak period | | | | | | | | | | | | | | | | | | | | | | | | | | | | | | | |
| 402 Queen Elizabeth Hospital – Dufferin Mall via Dufferin Stn | | | | | | | | CB | 1 | 75' 00" | 75 | 0 | | CB | 1 | 75' 00" | 75 | 0 | | | | | | | | | | | | | | | | | | | | | |
| 65 PARLIAMENT | Bir | | | | | | | | | | | | | | | | | | | | | | | | | | | | | | | | | | | | | | |
| Monday to Friday | 12-May-14 | | Monday-Friday morning peak period | | | | | Monday-Friday midday | | | | | Monday-Friday afternoon peak period | | | | | Monday-Friday early evening | | | | | Monday-Friday late evening | | | | | | | | | | | | | | | | |
| 65 Castle Frank Stn – Esplanade | 6.21 | LF | 2 | 18' 00" | 34 | 2 | 11.0 | LF | 2 | 18' 00" | 34 | 2 | 11.0 | LF | 4 | 9' 30" | 36 | 2 | 10.4 | LF | 2 | 16' 00" | 32 | 0 | 11.6 | LF | 1 | 30' 00" | 30 | 0 | 12.4 | 527a | 515a | 112a | 100a | | | | |
| Saturday | 04-Apr-09 | | Saturday early morning | | | | | Saturday morning | | | | | Saturday afternoon | | | | | Saturday early evening | | | | | Saturday late evening | | | | | | | | | | | | | | | | |
| 65 Castle Frank Stn – Esplanade | 6.21 | LF | 2 | 15' 00" | 30 | 0 | 12.4 | LF | 2 | 16' 00" | 32 | 0 | 11.6 | LF | 2 | 16' 00" | 32 | 0 | 11.6 | LF | 1 | 30' 00" | 30 | 0 | 12.4 | LF | 1 | 30' 00" | 30 | 0 | 12.4 | 545a | 530a | 115a | 100a | | | | |
| Sunday | 28-Mar-10 | | Sunday morning | | | | | Sunday afternoon | | | | | Sunday early evening | | | | | Sunday late evening | | | | | | | | | | | | | | | | | | | | | |
| 65 Castle Frank Stn – Esplanade | 6.21 | | | | | | | LF | 1 | 30' 00" | 30 | 0 | 12.4 | LF | 2 | 15' 00" | 30 | 0 | 12.4 | LF | 1 | 30' 00" | 30 | 0 | 12.4 | LF | 1 | 30' 00" | 30 | 0 | 12.4 | 915a | 900a | 115a | 100a | | | | |



SERVICE SUMMARY

June 22 to July 19, 2014

| Route | RT dist (km) and date of last change | Veh type | No. of Veh | Service interval | Run time (min) | Term time (min) | Avg spd (km/h) | Veh type | No. of Veh | Service interval | Run time (min) | Term time (min) | Avg spd (km/h) | Veh type | No. of Veh | Service interval | Run time (min) | Term time (min) | Avg spd (km/h) | Veh type | No. of Veh | Service interval | Run time (min) | Term time (min) | Avg spd (km/h) | Veh type | No. of Veh | Service interval | Run time (min) | Term time (min) | Avg spd (km/h) | First dep NB or WB | First dep SB or EB | Last dep NB or WB | Last dep SB or EB | | | |
|--|--------------------------------------|----------|-----------------------------------|------------------|----------------|-----------------|----------------|----------------------|------------|------------------|----------------|-----------------|-------------------------------------|----------|------------|------------------|----------------|-----------------------------|----------------|----------|------------|------------------|----------------------------|-----------------|----------------|----------|------------|------------------|----------------|-----------------|----------------|--------------------|--------------------|-------------------|-------------------|--|--|--|
| 67 PHARMACY | Egl | | | | | | | | | | | | | | | | | | | | | | | | | | | | | | | | | | | | | |
| Monday to Friday | 23-Jun-14 | | Monday-Friday morning peak period | | | | | Monday-Friday midday | | | | | Monday-Friday afternoon peak period | | | | | Monday-Friday early evening | | | | | Monday-Friday late evening | | | | | | | | | | | | | | | |
| 67 Victoria Park Stn – Ellesmere | 17.93 | LF | 4 | 17' 00" | 64 | 4 | 16.8 | LF | 4 | 12' 00" | 48 | 0 | 22.4 | LF | 6 | 10' 00" | 60 | 0 | 17.9 | LF | 3 | 17' 00" | 51 | 0 | 21.1 | LF | 2 | 20' 00" | 40 | 0 | 26.9 | 516a | 537a | 110a | 1250a | | | |
| 67B Victoria Park Stn – Eglinton | 9.32 | LF | 2 | 17' 00" | 34 | 0 | 16.4 | | | | | | | | | | | | | | | | | | | | | | | | | | | | | | | |
| Combined/Average | | | 6 | 8' 30" | | | | 4 | 12' 00" | | | | | 6 | 10' 00" | | | | | 3 | 17' 00" | | | | | 2 | 20' 00" | | | | | | | | | | | |
| Saturday | 28-Jun-14 | | Saturday early morning | | | | | Saturday morning | | | | | Saturday afternoon | | | | | Saturday early evening | | | | | Saturday late evening | | | | | | | | | | | | | | | |
| 67 Victoria Park Stn – Ellesmere | 17.93 | LF | 3 | 15' 00" | 40 | 5 | 26.9 | LF | 4 | 15' 00" | 55 | 5 | 19.6 | LF | 4 | 15' 00" | 55 | 5 | 19.6 | LF | 2 | 20' 00" | 40 | 0 | 26.9 | LF | 2 | 20' 00" | 40 | 0 | 26.9 | 516a | 540a | 100a | 1240a | | | |
| Sunday | 22-Jun-14 | | Sunday morning | | | | | Sunday afternoon | | | | | Sunday early evening | | | | | Sunday late evening | | | | | | | | | | | | | | | | | | | | |
| 67 Victoria Park Stn – Ellesmere | 17.93 | | | | | | | LF | 2 | 20' 00" | 40 | 0 | 26.9 | LF | 3 | 17' 00" | 50 | 1 | 21.5 | LF | 2 | 20' 00" | 40 | 0 | 26.9 | LF | 2 | 20' 00" | 40 | 0 | 26.9 | 920a | 940a | 100a | 1240a | | | |
| 167 PHARMACY NORTH | Bir | | | | | | | | | | | | | | | | | | | | | | | | | | | | | | | | | | | | | |
| Monday to Friday | 23-Jun-14 | | Monday-Friday morning peak period | | | | | Monday-Friday midday | | | | | Monday-Friday afternoon peak period | | | | | | | | | | | | | | | | | | | | | | | | | |
| 167B Don Mills Stn – Steeles | 21.24 | LF | 2 | 24' 00" | 45 | 3 | 28.3 | LF | 2 | 24' 00" | 45 | 3 | 28.3 | LF | 2 | 24' 00" | 48 | 0 | 26.6 | | | | | | | | | | | | | | | | | | | |
| Saturday | 28-Jun-14 | | Saturday early morning | | | | | Saturday morning | | | | | Saturday afternoon | | | | | | | | | | | | | | | | | | | | | | | | | |
| 167A Don Mills Stn – Steeles via Consumers | 20.14 | LF | 2 | 30' 00" | 51 | 9 | 23.7 | LF | 2 | 30' 00" | 51 | 9 | 23.7 | LF | 2 | 30' 00" | 51 | 9 | 23.7 | | | | | | | | | | | | | | | | | | | |
| 66 PRINCE EDWARD | Qsy | | | | | | | | | | | | | | | | | | | | | | | | | | | | | | | | | | | | | |
| Monday to Friday | 23-Jun-14 | | Monday-Friday morning peak period | | | | | Monday-Friday midday | | | | | Monday-Friday afternoon peak period | | | | | Monday-Friday early evening | | | | | Monday-Friday late evening | | | | | | | | | | | | | | | |
| 66A Old Mill Stn – Humber | 9.75 | LF | 2 | 14' 00" | 26 | 2 | 22.5 | LF | 2 | 15' 00" | 24 | 6 | 24.4 | LF | 2 | 15' 00" | 30 | 0 | 19.5 | LF | 2 | 15' 00" | 24 | 6 | 24.4 | LF | 1 | 30' 00" | 24 | 6 | 24.4 | 520a | 603a | 1248a | 100a | | | |
| 66B Old Mill Stn – Lake Shore | 10.19 | LF | 3 | 14' 00" | 34 | 8 | 18.0 | LF | 1 | 30' 00" | 30 | 0 | 20.4 | LF | 3 | 15' 00" | 38 | 7 | 16.1 | LF | 1 | 30' 00" | 30 | 0 | 20.4 | LF | 1 | 30' 00" | 30 | 0 | 20.4 | 550a | 556a | 100a | 115a | | | |
| Combined/Average | | | 5 | 7' 00" | | | | 3 | 10' 00" | | | | | 5 | 7' 30" | | | | | 3 | 10' 00" | | | | | 2 | 15' 00" | | | | | | | | | | | |
| Saturday | 28-Jun-14 | | Saturday early morning | | | | | Saturday morning | | | | | Saturday afternoon | | | | | Saturday early evening | | | | | Saturday late evening | | | | | | | | | | | | | | | |
| 66A Old Mill Stn – Humber | 9.75 | LF | 1 | 30' 00" | 22 | 8 | 26.6 | LF | 2 | 15' 00" | 24 | 6 | 24.4 | LF | 2 | 15' 00" | 24 | 6 | 24.4 | LF | 2 | 15' 00" | 24 | 6 | 24.4 | LF | 1 | 30' 00" | 22 | 8 | 26.6 | 600a | 615a | 1245a | 100a | | | |
| 66B Old Mill Stn – Lake Shore | 10.19 | LF | 1 | 30' 00" | 28 | 2 | 21.8 | LF | 1 | 30' 00" | 30 | 0 | 20.4 | LF | 1 | 30' 00" | 30 | 0 | 20.4 | LF | 1 | 30' 00" | 30 | 0 | 20.4 | LF | 1 | 30' 00" | 28 | 2 | 21.8 | 614a | 630a | 1259a | 115a | | | |
| Combined/Average | | | 2 | 15' 00" | | | | 3 | 10' 00" | | | | | 3 | 10' 00" | | | | | 3 | 10' 00" | | | | | 2 | 15' 00" | | | | | | | | | | | |
| Sunday | 22-Jun-14 | | Sunday morning | | | | | Sunday afternoon | | | | | Sunday early evening | | | | | Sunday late evening | | | | | | | | | | | | | | | | | | | | |
| 66A Old Mill Stn – Humber | 9.75 | | | | | | | LF | 1.5 | 20' 00" | 24 | 6 | 24.4 | LF | 1.5 | 20' 00" | 24 | 6 | 24.4 | LF | 1 | 30' 00" | 24 | 6 | 24.4 | LF | 1 | 30' 00" | 22 | 8 | 26.6 | 845a | 900a | 1245a | 100a | | | |
| 66B Old Mill Stn – Lake Shore | 10.19 | | | | | | | LF | 1.5 | 20' 00" | 30 | 0 | 20.4 | LF | 1.5 | 20' 00" | 30 | 0 | 20.4 | LF | 1 | 30' 00" | 28 | 2 | 21.8 | LF | 1 | 30' 00" | 28 | 2 | 21.8 | 858a | 910a | 1259a | 115a | | | |
| Combined/Average | | | | | | | | 3 | 10' 00" | | | | | 3 | 10' 00" | | | | | 2 | 15' 00" | | | | | 2 | 15' 00" | | | | | | | | | | | |



SERVICE SUMMARY

June 22 to July 19, 2014

| Route | RT dist (km) and date of last change | Veh type | No. of Veh | Service interval | Run time (min) | Term time (min) | Avg spd (km/h) | Veh type | No. of Veh | Service interval | Run time (min) | Term time (min) | Avg spd (km/h) | Veh type | No. of Veh | Service interval | Run time (min) | Term time (min) | Avg spd (km/h) | Veh type | No. of Veh | Service interval | Run time (min) | Term time (min) | Avg spd (km/h) | Veh type | No. of Veh | Service interval | Run time (min) | Term time (min) | Avg spd (km/h) | First dep NB or WB | First dep SB or EB | Last dep NB or WB | Last dep SB or EB | | |
|--|--------------------------------------|---------------------------------------|------------|------------------|----------------|-----------------|----------------|----------|----------------------|------------------|----------------|-----------------|----------------|----------|------------|-------------------------------------|----------------|-----------------|----------------|----------|------------|------------------|-----------------------------|-----------------|----------------|----------|------------|------------------|----------------|----------------------------|----------------|--------------------|--------------------|-------------------|-------------------|--|--|
| 134 PROGRESS | | Mal | | | | | | | | | | | | | | | | | | | | | | | | | | | | | | | | | | | |
| Monday to Friday | | 23-Jun-14 | | | | | | | | | | | | | | | | | | | | | | | | | | | | | | | | | | | |
| | | Monday-Friday morning peak period | | | | | | | Monday-Friday midday | | | | | | | Monday-Friday afternoon peak period | | | | | | | Monday-Friday early evening | | | | | | | Monday-Friday late evening | | | | | | | |
| 134A Scarborough Centre Stn – Finch | 18.05 | | | | | | | LF | 3 | 20' 00" | 51 | 9 | 21.2 | | | | | | | LF | 2 | 24' 00" | 44 | 4 | 24.6 | LF | 2 | 22' 00" | 44 | 0 | 24.6 | 940a | 515a | 120a | 120a | | |
| 134B Scarborough Centre Stn – McNicoll | 21.26 | LF | 3 | 20' 00" | 60 | 0 | 21.3 | | | | | | LF | 3 | 20' 00" | 60 | 0 | 21.3 | | | | | | | | | | | | | | | | | | | |
| 134C Scarborough Centre Stn – Centennial College | 7.91 | LF | 4 | 6' 15" | 24 | 1 | 19.8 | LF | 3 | 8' 40" | 24 | 2 | 19.8 | LF | 3 | 8' 40" | 26 | 0 | 18.3 | LF | 2 | 12' 00" | 24 | 0 | 19.8 | LF | 1 | 22' 00" | 20 | 2 | 23.7 | 656a | 703a | 1054p | 1106p | | |
| Combined/Average | | | 7 | 4' 46" | | | | | 6 | 6' 03" | | | | | 6 | 6' 03" | | | | | 4 | 8' 00" | | | | | | 3 | 11' 00" | | | | | | | | |
| Saturday | | 28-Jun-14 | | | | | | | | | | | | | | | | | | | | | | | | | | | | | | | | | | | |
| | | Saturday early morning | | | | | | | Saturday morning | | | | | | | Saturday afternoon | | | | | | | Saturday early evening | | | | | | | Saturday late evening | | | | | | | |
| 134A Scarborough Centre Stn – Finch | 18.05 | LF | 2 | 22' 00" | 44 | 0 | 24.6 | LF | 3 | 15' 00" | 45 | 0 | 24.1 | LF | 3 | 15' 00" | 45 | 0 | 24.1 | LF | 2 | 22' 00" | 44 | 0 | 24.6 | LF | 2 | 22' 00" | 44 | 0 | 24.6 | 608a | 534a | 118a | 118a | | |
| 134C Scarborough Centre Stn – Centennial College | 7.91 | LF | 1 | 22' 00" | 22 | 0 | 21.6 | LF | 1 | 30' 00" | 24 | 6 | 19.8 | LF | 1 | 30' 00" | 24 | 6 | 19.8 | | | | | | | | | | | | | | | | | | |
| Combined/Average | | | 3 | 11' 00" | | | | | 4 | 10' 00" | | | | | 4 | 10' 00" | | | | | 2 | 22' 00" | | | | | | 2 | 22' 00" | | | | | | | | |
| Sunday | | 22-Jun-14 | | | | | | | | | | | | | | | | | | | | | | | | | | | | | | | | | | | |
| | | Sunday morning | | | | | | | Sunday afternoon | | | | | | | Sunday evening | | | | | | | Sunday late evening | | | | | | | | | | | | | | |
| 134A Scarborough Centre Stn – Finch | 18.05 | | | | | | | LF | 2 | 22' 00" | 44 | 0 | 24.6 | LF | 2 | 22' 00" | 44 | 0 | 24.6 | LF | 2 | 22' 00" | 44 | 0 | 24.6 | LF | 1.5 | 30' 00" | 44 | 1 | 24.6 | 840a | 818a | 100a | 1252a | | |
| | | Alternates trips with 130 MIDDLEFIELD | | | | | | | | | | | | | | | | | | | | | | | | | | | | | | | | | | | |
| 501 QUEEN | | Ron/Rus/Egl | | | | | | | | | | | | | | | | | | | | | | | | | | | | | | | | | | | |
| Monday to Friday | | 23-Jun-14 | | | | | | | | | | | | | | | | | | | | | | | | | | | | | | | | | | | |
| | | Monday-Friday morning peak period | | | | | | | Monday-Friday midday | | | | | | | Monday-Friday afternoon peak period | | | | | | | Monday-Friday early evening | | | | | | | Monday-Friday late evening | | | | | | | |
| 501 Long Branch – Neville Park | 52.06 | ALRV | 20 | 10' 30" | 204 | 6 | 15.3 | ALRV | 18 | 12' 20" | 210 | 12 | 14.9 | ALRV | 23 | 10' 00" | 216 | 14 | 14.5 | ALRV | 20 | 11' 00" | 210 | 10 | 14.9 | ALRV | 11 | 18' 00" | 180 | 18 | 17.4 | 510a | 523a | 1227a | 1245a | | |
| 501 Humber – Neville Park | 36.52 | ALRV | 15 | 10' 30" | 154 | 4 | 14.2 | ALRV | 14 | 12' 20" | 162 | 11 | 13.5 | ALRV | 17 | 10' 00" | 164 | 6 | 13.4 | ALRV | 15 | 11' 00" | 162 | 3 | 13.5 | ALRV | 8 | 18' 00" | 136 | 8 | 16.1 | 457a | 500a | 1245a | 1258a | | |
| 501 Humber – Parliament | 22.8 | CLRV | 5 | trippers | | | | | | | | | | | | | | | | | | | | | | | | | | | | | | | | | |
| Combined/Average | | | 40 | 5' 15" | | | | | 32 | 6' 10" | | | | | 40 | 5' 00" | | | | | 35 | 5' 30" | | | | | | 19 | 9' 00" | | | | | | | | |
| 501 University – Kingston Rd & Queen | 14.67 | | | | | | | LF | 5 | 14' 00" | 60 | 10 | 14.7 | | | | | | | LF | 8 | 8' 00" | 63 | 1 | 14.0 | LF | 6 | 9' 00" | 53 | 1 | 16.6 | 902a 700p | 848a 628p | 348p 1236a | 348p 132a | | |
| Saturday | | 28-Jun-14 | | | | | | | | | | | | | | | | | | | | | | | | | | | | | | | | | | | |
| | | Saturday early morning | | | | | | | Saturday morning | | | | | | | Saturday afternoon | | | | | | | Saturday early evening | | | | | | | Saturday late evening | | | | | | | |
| 501 Long Branch – Neville Park | 52.06 | ALRV | 12 | 15' 00" | 175 | 5 | 17.8 | ALRV | 15 | 14' 00" | 196 | 14 | 15.9 | ALRV | 23 | 10' 00" | 214 | 16 | 14.6 | ALRV | 13 | 15' 00" | 190 | 5 | 16.4 | ALRV | 10.5 | 18' 00" | 178 | 11 | 17.5 | 457a | 526a | 1255a | 1229a | | |
| 501 Humber – Neville Park | 36.52 | ALRV | 9 | 15' 00" | 130 | 5 | 16.9 | ALRV | 11 | 14' 00" | 150 | 4 | 14.6 | ALRV | 17 | 10' 00" | 162 | 8 | 13.5 | ALRV | 10 | 15' 00" | 142 | 8 | 15.4 | ALRV | 7.5 | 18' 00" | 133 | 2 | 16.5 | 512a | 500a | 1246a | 100a | | |
| Combined/Average | | | 21 | 7' 30" | | | | | 26 | 7' 00" | | | | | 40 | 5' 00" | | | | | 23 | 7' 30" | | | | | | 18 | 9' 00" | | | | | | | | |
| 501 University – Kingston Rd & Queen | 14.67 | LF | 6 | 9' 00" | 51 | 3 | 17.3 | LF | 7 | 8' 00" | 55 | 1 | 16.0 | LF | 10 | 6' 30" | 61 | 4 | 14.4 | LF | 7 | 8' 00" | 55 | 1 | 16.0 | LF | 6 | 9' 00" | 53 | 1 | 16.6 | 537a | 526a | 100a | 108a | | |
| Sunday | | 22-Jun-14 | | | | | | | | | | | | | | | | | | | | | | | | | | | | | | | | | | | |
| | | Sunday early morning | | | | | | | Sunday morning | | | | | | | Sunday afternoon | | | | | | | Sunday early evening | | | | | | | Sunday late evening | | | | | | | |
| 501 Long Branch – Neville Park | 52.06 | ALRV | 9 | 20' 00" | 176 | 4 | 17.7 | ALRV | 10 | 20' 00" | 188 | 12 | 16.6 | ALRV | 17 | 12' 00" | 198 | 6 | 15.8 | ALRV | 11 | 18' 00" | 190 | 8 | 16.4 | ALRV | 9.5 | 20' 00" | 178 | 12 | 17.5 | 457a | 526a | 1246a | 1227a | | |
| 501 Humber – Neville Park | 36.52 | ALRV | 7 | 20' 00" | 130 | 10 | 16.9 | ALRV | 8 | 20' 00" | 142 | 18 | 15.4 | ALRV | 13 | 12' 00" | 150 | 6 | 14.6 | ALRV | 8 | 18' 00" | 142 | 2 | 15.4 | ALRV | 7.5 | 20' 00" | 132 | 18 | 16.6 | 530a | 505a | 1256a | 1240a | | |
| Combined/Average | | | 16 | 10' 00" | | | | | 18 | 10' 00" | | | | | 30 | 6' 00" | | | | | 19 | 9' 00" | | | | | | 17 | 10' 00" | | | | | | | | |
| 501 University – Kingston Rd & Queen | 14.67 | LF | 5 | 10' 00" | 50 | 0 | 17.6 | LF | 6 | 10' 00" | 55 | 5 | 16.0 | LF | 8 | 7' 30" | 55 | 5 | 16.0 | LF | 6 | 9' 00" | 54 | 0 | 16.3 | LF | 5 | 10' 00" | 50 | 0 | 17.6 | 533a | 528a | 100a | 108a | | |
| 301 QUEEN | | Ron/Rus/Egl | | | | | | | | | | | | | | | | | | | | | | | | | | | | | | | | | | | |
| Overnight | | 22-Jun-14 | | | | | | | | | | | | | | | | | | | | | | | | | | | | | | | | | | | |
| | | Monday-Friday overnight | | | | | | | Saturday overnight | | | | | | | Sunday overnight | | | | | | | | | | | | | | | | | | | | | |
| 301 Long Branch – Neville Park | 33.35 | ALRV | 5 | 30' 00" | 150 | 0 | 13.3 | ALRV | 5 | 30' 00" | 150 | 0 | 13.3 | ALRV | 5 | 30' 00" | 150 | 0 | 13.3 | | | | | | | | | | | | | | | | | | |
| 301 University – Kingston Rd & Queen | 17.53 | LF | 2 | 30' 00" | 56 | 4 | 18.8 | LF | 2 | 30' 00" | 56 | 4 | 18.8 | LF | 2 | 30' 00" | 56 | 4 | 18.8 | | | | | | | | | | | | | | | | | | |



SERVICE SUMMARY

June 22 to July 19, 2014

| Route | RT dist (km) and date of last change | Veh type | No. of Veh | Service interval | Run time (min) | Term time (min) | Avg spd (km/h) | Veh type | No. of Veh | Service interval | Run time (min) | Term time (min) | Avg spd (km/h) | Veh type | No. of Veh | Service interval | Run time (min) | Term time (min) | Avg spd (km/h) | Veh type | No. of Veh | Service interval | Run time (min) | Term time (min) | Avg spd (km/h) | Veh type | No. of Veh | Service interval | Run time (min) | Term time (min) | Avg spd (km/h) | First dep NB or WB | First dep SB or EB | Last dep NB or WB | Last dep SB or EB |
|--|--------------------------------------|---|------------|------------------|----------------|-----------------|----------------|----------|------------|------------------|----------------|-----------------|----------------|----------|------------|------------------|----------------|-----------------|----------------|----------|------------|------------------|----------------|-----------------|----------------|----------|------------|------------------|----------------|-----------------|----------------|--------------------|--------------------|-------------------|-------------------|
| 80 QUEENSWAY | | Qsy | | | | | | | | | | | | | | | | | | | | | | | | | | | | | | | | | |
| Monday to Friday | | 23-Jun-14 | | | | | | | | | | | | | | | | | | | | | | | | | | | | | | | | | |
| 80A Sherway – Keele Stn via Parkside Dr | | Monday-Friday morning peak period | | | | | | | | | | | | | | | | | | | | | | | | | | | | | | | | | |
| 80B Sherway – Humber | | Monday-Friday midday | | | | | | | | | | | | | | | | | | | | | | | | | | | | | | | | | |
| | | Monday-Friday afternoon peak period | | | | | | | | | | | | | | | | | | | | | | | | | | | | | | | | | |
| | | Monday-Friday early evening | | | | | | | | | | | | | | | | | | | | | | | | | | | | | | | | | |
| | | Monday-Friday late evening | | | | | | | | | | | | | | | | | | | | | | | | | | | | | | | | | |
| | | 548a 600a 1029p 959p | | | | | | | | | | | | | | | | | | | | | | | | | | | | | | | | | |
| | | 1114p 1029p 114a 1259a | | | | | | | | | | | | | | | | | | | | | | | | | | | | | | | | | |
| Saturday | | 28-Jun-14 | | | | | | | | | | | | | | | | | | | | | | | | | | | | | | | | | |
| 80A Sherway – Keele Stn via Parkside Dr | | Saturday early morning | | | | | | | | | | | | | | | | | | | | | | | | | | | | | | | | | |
| | | Saturday morning | | | | | | | | | | | | | | | | | | | | | | | | | | | | | | | | | |
| | | Saturday afternoon | | | | | | | | | | | | | | | | | | | | | | | | | | | | | | | | | |
| | | Saturday early evening | | | | | | | | | | | | | | | | | | | | | | | | | | | | | | | | | |
| | | 600a 600a 1000p 1000p | | | | | | | | | | | | | | | | | | | | | | | | | | | | | | | | | |
| Sunday | | 22-Jun-14 | | | | | | | | | | | | | | | | | | | | | | | | | | | | | | | | | |
| 80B Sherway – Humber | | Sunday morning | | | | | | | | | | | | | | | | | | | | | | | | | | | | | | | | | |
| | | Sunday afternoon | | | | | | | | | | | | | | | | | | | | | | | | | | | | | | | | | |
| | | Sunday early evening | | | | | | | | | | | | | | | | | | | | | | | | | | | | | | | | | |
| | | 909a 932a 1000p 1000p | | | | | | | | | | | | | | | | | | | | | | | | | | | | | | | | | |
| 109 RANEE | | Will | | | | | | | | | | | | | | | | | | | | | | | | | | | | | | | | | |
| Monday to Friday | | 23-Jun-14 | | | | | | | | | | | | | | | | | | | | | | | | | | | | | | | | | |
| 109B Eglinton West Stn-Neptune via Marlee and Flemington | | During TTC constuction at Lawrence West Station, buses serve station from the street. | | | | | | | | | | | | | | | | | | | | | | | | | | | | | | | | | |
| 109C Eglinton West Stn-Neptune via Marlee and Varna | | Monday-Friday morning peak period | | | | | | | | | | | | | | | | | | | | | | | | | | | | | | | | | |
| | | Monday-Friday midday | | | | | | | | | | | | | | | | | | | | | | | | | | | | | | | | | |
| | | Monday-Friday afternoon peak period | | | | | | | | | | | | | | | | | | | | | | | | | | | | | | | | | |
| | | Monday-Friday early evening | | | | | | | | | | | | | | | | | | | | | | | | | | | | | | | | | |
| | | Monday-Friday late evening | | | | | | | | | | | | | | | | | | | | | | | | | | | | | | | | | |
| | | 627a 557a 115a 1253a | | | | | | | | | | | | | | | | | | | | | | | | | | | | | | | | | |
| | | 610a 621a 1252a 1230a | | | | | | | | | | | | | | | | | | | | | | | | | | | | | | | | | |
| Combined/Average | | 3 17 ' 00 " | | | | | | | | | | | | | | | | | | | | | | | | | | | | | | | | | |
| | | 3 15 ' 00 " | | | | | | | | | | | | | | | | | | | | | | | | | | | | | | | | | |
| | | 4 15 ' 00 " | | | | | | | | | | | | | | | | | | | | | | | | | | | | | | | | | |
| | | 2 22 ' 30 " | | | | | | | | | | | | | | | | | | | | | | | | | | | | | | | | | |
| | | 2 22 ' 30 " | | | | | | | | | | | | | | | | | | | | | | | | | | | | | | | | | |
| Saturday | | 30-Nov-13 | | | | | | | | | | | | | | | | | | | | | | | | | | | | | | | | | |
| 109B Eglinton West Stn-Neptune via Marlee and Flemington | | Saturday early morning | | | | | | | | | | | | | | | | | | | | | | | | | | | | | | | | | |
| 109C Eglinton West Stn-Neptune via Marlee and Varna | | Saturday morning | | | | | | | | | | | | | | | | | | | | | | | | | | | | | | | | | |
| | | Saturday afternoon | | | | | | | | | | | | | | | | | | | | | | | | | | | | | | | | | |
| | | Saturday early evening | | | | | | | | | | | | | | | | | | | | | | | | | | | | | | | | | |
| | | Saturday late evening | | | | | | | | | | | | | | | | | | | | | | | | | | | | | | | | | |
| | | 637a 645a 1237a 1238a | | | | | | | | | | | | | | | | | | | | | | | | | | | | | | | | | |
| | | 622a 700a 100a 1215a | | | | | | | | | | | | | | | | | | | | | | | | | | | | | | | | | |
| Combined/Average | | 3 15 ' 00 " | | | | | | | | | | | | | | | | | | | | | | | | | | | | | | | | | |
| | | 3 17 ' 00 " | | | | | | | | | | | | | | | | | | | | | | | | | | | | | | | | | |
| | | 3 17 ' 00 " | | | | | | | | | | | | | | | | | | | | | | | | | | | | | | | | | |
| | | 2 22 ' 30 " | | | | | | | | | | | | | | | | | | | | | | | | | | | | | | | | | |
| | | 2 22 ' 30 " | | | | | | | | | | | | | | | | | | | | | | | | | | | | | | | | | |
| Sunday | | 24-Nov-13 | | | | | | | | | | | | | | | | | | | | | | | | | | | | | | | | | |
| 109B Eglinton West Stn-Neptune via Marlee and Flemington | | Sunday morning | | | | | | | | | | | | | | | | | | | | | | | | | | | | | | | | | |
| 109C Eglinton West Stn-Neptune via Marlee and Varna | | Sunday afternoon | | | | | | | | | | | | | | | | | | | | | | | | | | | | | | | | | |
| | | Sunday early evening | | | | | | | | | | | | | | | | | | | | | | | | | | | | | | | | | |
| | | Sunday late evening | | | | | | | | | | | | | | | | | | | | | | | | | | | | | | | | | |
| | | 900a 840a 1237a 1238a | | | | | | | | | | | | | | | | | | | | | | | | | | | | | | | | | |
| | | 920a 900a 100a 1215a | | | | | | | | | | | | | | | | | | | | | | | | | | | | | | | | | |
| Combined/Average | | 2 20 ' 00 " | | | | | | | | | | | | | | | | | | | | | | | | | | | | | | | | | |
| | | 3 17 ' 00 " | | | | | | | | | | | | | | | | | | | | | | | | | | | | | | | | | |
| | | 3 17 ' 00 " | | | | | | | | | | | | | | | | | | | | | | | | | | | | | | | | | |
| | | 2 22 ' 30 " | | | | | | | | | | | | | | | | | | | | | | | | | | | | | | | | | |
| | | 2 22 ' 30 " | | | | | | | | | | | | | | | | | | | | | | | | | | | | | | | | | |
| 48 RATHBURN | | Qsy | | | | | | | | | | | | | | | | | | | | | | | | | | | | | | | | | |
| Monday to Friday | | 23-Jun-14 | | | | | | | | | | | | | | | | | | | | | | | | | | | | | | | | | |
| 48 Royal York Stn – Mill Rd | | Monday-Friday morning peak period | | | | | | | | | | | | | | | | | | | | | | | | | | | | | | | | | |
| | | Monday-Friday midday | | | | | | | | | | | | | | | | | | | | | | | | | | | | | | | | | |
| | | Monday-Friday afternoon peak period | | | | | | | | | | | | | | | | | | | | | | | | | | | | | | | | | |
| | | Monday-Friday early evening | | | | | | | | | | | | | | | | | | | | | | | | | | | | | | | | | |
| | | Monday-Friday late evening | | | | | | | | | | | | | | | | | | | | | | | | | | | | | | | | | |
| | | 540a 520a 100a 1250a | | | | | | | | | | | | | | | | | | | | | | | | | | | | | | | | | |
| | | Alternates trips with 15 EVANS | | | | | | | | | | | | | | | | | | | | | | | | | | | | | | | | | |
| | | Alternates trips with 15 EVANS | | | | | | | | | | | | | | | | | | | | | | | | | | | | | | | | | |
| Saturday | | 21-Feb-09 | | | | | | | | | | | | | | | | | | | | | | | | | | | | | | | | | |
| 48 Royal York Stn – Mill Rd | | Saturday early morning | | | | | | | | | | | | | | | | | | | | | | | | | | | | | | | | | |
| | | Saturday morning | | | | | | | | | | | | | | | | | | | | | | | | | | | | | | | | | |
| | | Saturday afternoon | | | | | | | | | | | | | | | | | | | | | | | | | | | | | | | | | |
| | | Saturday early evening | | | | | | | | | | | | | | | | | | | | | | | | | | | | | | | | | |
| | | Saturday late evening | | | | | | | | | | | | | | | | | | | | | | | | | | | | | | | | | |
| | | 610a 610a 115a 1235a | | | | | | | | | | | | | | | | | | | | | | | | | | | | | | | | | |
| | | Alternates trips with 15 EVANS | | | | | | | | | | | | | | | | | | | | | | | | | | | | | | | | | |
| | | Alternates trips with 15 EVANS | | | | | | | | | | | | | | | | | | | | | | | | | | | | | | | | | |
| Sunday | | 08-May-11 | | | | | | | | | | | | | | | | | | | | | | | | | | | | | | | | | |
| 48 Royal York Stn – Mill Rd | | Sunday morning | | | | | | | | | | | | | | | | | | | | | | | | | | | | | | | | | |
| | | Sunday afternoon | | | | | | | | | | | | | | | | | | | | | | | | | | | | | | | | | |
| | | Sunday early evening | | | | | | | | | | | | | | | | | | | | | | | | | | | | | | | | | |
| | | Sunday late evening | | | | | | | | | | | | | | | | | | | | | | | | | | | | | | | | | |
| | | 844a 818a 100a 1242a | | | | | | | | | | | | | | | | | | | | | | | | | | | | | | | | | |
| | | Alternates trips with 15 EVANS | | | | | | | | | | | | | | | | | | | | | | | | | | | | | | | | | |
| | | Alternates trips with 15 EVANS | | | | | | | | | | | | | | | | | | | | | | | | | | | | | | | | | |
| | | Alternates trips with 15 EVANS | | | | | | | | | | | | | | | | | | | | | | | | | | | | | | | | | |
| | | Alternates trips with 73 ROYAL YORK | | | | | | | | | | | | | | | | | | | | | | | | | | | | | | | | | |
| 161 ROGERS RD | | MTD | | | | | | | | | | | | | | | | | | | | | | | | | | | | | | | | | |
| Monday to Friday | | 23-Jun-14 | | | | | | | | | | | | | | | | | | | | | | | | | | | | | | | | | |
| 161 Ossington Stn – Jane | | Monday-Friday morning peak period | | | | | | | | | | | | | | | | | | | | | | | | | | | | | | | | | |
| | | Monday-Friday midday | | | | | | | | | | | | | | | | | | | | | | | | | | | | | | | | | |
| | | Monday-Friday afternoon peak period | | | | | | | | | | | | | | | | | | | | | | | | | | | | | | | | | |
| | | Monday-Friday early evening | | | | | | | | | | | | | | | | | | | | | | | | | | | | | | | | | |
| | | Monday-Friday late evening | | | | | | | | | | | | | | | | | | | | | | | | | | | | | | | | | |
| | | 534a 508a 140a 110a | | | | | | | | | | | | | | | | | | | | | | | | | | | | | | | | | |
| Saturday | | 27-Jun-09 | | | | | | | | | | | | | | | | | | | | | | | | | | | | | | | | | |
| 161 Ossington Stn – Jane | | Saturday early morning | | | | | | | | | | | | | | | | | | | | | | | | | | | | | | | | | |
| | | Saturday morning | | | | | | | | | | | | | | | | | | | | | | | | | | | | | | | | | |
| | | Saturday afternoon | | | | | | | | | | | | | | | | | | | | | | | | | | | | | | | | | |
| | | Saturday early evening | | | | | | | | | | | | | | | | | | | | | | | | | | | | | | | | | |
| | | Saturday late evening | | | | | | | | | | | | | | | | | | | | | | | | | | | | | | | | | |
| | | 530a 526a 120a 110a | | | | | | | | | | | | | | | | | | | | | | | | | | | | | | | | | |
| Sunday | | 21-Jun-09 | | | | | | | | | | | | | | | | | | | | | | | | | | | | | | | | | |
| 161 Ossington Stn – Jane | | Sunday early morning | | | | | | | | | | | | | | | | | | | | | | | | | | | | | | | | | |
| | | Sunday morning | | | | | | | | | | | | | | | | | | | | | | | | | | | | | | | | | |
| | | Sunday afternoon | | | | | | | | | | | | | | | | | | | | | | | | | | | | | | | | | |
| | | Sunday early evening | | | | | | | | | | | | | | | | | | | | | | | | | | | | | | | | | |
| | | Sunday late evening | | | | | | | | | | | | | | | | | | | | | | | | | | | | | | | | | |
| | | 550a 600a 120a 110a | | | | | | | | | | | | | | | | | | | | | | | | | | | | | | | | | |



TORONTO TRANSIT COMMISSION

SERVICE SUMMARY

June 22 to July 19, 2014

Table with columns: Route, RT dist (km) and date of last change, Veh type, No. of Veh, Service interval, Run time (min), Term time (min), Avg spd (km/h), and various service details for routes 82 ROSEDALE, 73 ROYAL YORK, and 76 ROYAL YORK SOUTH.



SERVICE SUMMARY

June 22 to July 19, 2014

| Route | RT dist (km) and date of last change | Veh type | No. of Veh | Service interval | Run time (min) | Term time (min) | Avg spd (km/h) | Veh type | No. of Veh | Service interval | Run time (min) | Term time (min) | Avg spd (km/h) | Veh type | No. of Veh | Service interval | Run time (min) | Term time (min) | Avg spd (km/h) | Veh type | No. of Veh | Service interval | Run time (min) | Term time (min) | Avg spd (km/h) | Veh type | No. of Veh | Service interval | Run time (min) | Term time (min) | Avg spd (km/h) | First dep NB or WB | First dep SB or EB | Last dep NB or WB | Last dep SB or EB | | | | | |
|---------------------------------|--------------------------------------|----------|-----------------------------------|------------------|----------------|-----------------|----------------------|----------------------------------|------------|------------------|-------------------------------------|----------------------------------|----------------|----------|-----------------------------|--|----------------|-----------------|----------------------------|----------|------------|------------------|----------------|-----------------|----------------|----------|------------|------------------|----------------|-----------------|----------------|--------------------|--------------------|-------------------|-------------------|--|--|--|--|--|
| 71 RUNNYMEDE | MtD | | | | | | | | | | | | | | | | | | | | | | | | | | | | | | | | | | | | | | | |
| Monday to Friday | 23-Jun-14 | | Monday-Friday morning peak period | | | | Monday-Friday midday | | | | Monday-Friday afternoon peak period | | | | Monday-Friday early evening | | | | Monday-Friday late evening | | | | | | | | | | | | | | | | | | | | | |
| 71A Runnymede Stn-St Clair | 6.63 | LF | 1.5 | 20'00" | 23 | 7 | 17.3 | LF | 1 | 24'00" | 21 | 3 | 18.9 | LF | 1 | 24'00" | 23 | 1 | 17.3 | LF | 1 | 22'00" | 19 | 3 | 20.9 | LF | 1 | 20'00" | 17 | 3 | 23.4 | 533a | 545a | 100a | 115a | | | | | |
| 71B Runnymede Stn-Industry St | 12.87 | LF | 2.5 | 20'00" | 46 | 4 | 16.8 | LF | 2 | 24'00" | 42 | 6 | 18.4 | LF | 2 | 24'00" | 48 | 0 | 16.1 | LF | 2 | 22'00" | 40 | 4 | 19.3 | LF | 2 | 20'00" | 38 | 2 | 20.3 | 523a | 540a | 110a | 1248a | | | | | |
| Combined/Average | | | 4 | 10'00" | | | | 3 | 12'00" | | | | 3 | 12'00" | | | | | 3 | 11'00" | | | | | 3 | 10'00" | | | | | | | | | | | | | | |
| | | | | | | | | Alternates trips with 77 SWANSEA | | | | Alternates trips with 77 SWANSEA | | | | St Clair branch alternates trips with 77 SWANSEA | | | | | | | | | | | | | | | | | | | | | | | | |
| Saturday | 28-Jun-14 | | Saturday early morning | | | | Saturday morning | | | | Saturday afternoon | | | | Saturday early evening | | | | Saturday late evening | | | | | | | | | | | | | | | | | | | | | |
| 71A Runnymede Stn-St Clair | 6.63 | LF | 1 | 24'00" | 17 | 7 | 23.4 | LF | 1.5 | 24'00" | 30 | 6 | 13.3 | LF | 2 | 16'00" | 30 | 2 | 13.3 | LF | 1 | 24'00" | 19 | 5 | 20.9 | LF | 1 | 20'00" | 17 | 3 | 23.4 | 553a | 607a | 100a | 115a | | | | | |
| 71B Runnymede Stn-Industry St | 12.87 | LF | 2 | 24'00" | 40 | 8 | 19.3 | LF | 2.5 | 24'00" | 46 | 14 | 16.8 | LF | 3 | 16'00" | 46 | 2 | 16.8 | LF | 2 | 24'00" | 40 | 8 | 19.3 | LF | 2 | 20'00" | 38 | 2 | 20.3 | 606a | 604a | 110a | 1248a | | | | | |
| Combined/Average | | | 3 | 12'00" | | | | 4 | 12'00" | | | | 5 | 8'00" | | | | | 3 | 12'00" | | | | | 3 | 10'00" | | | | | | | | | | | | | | |
| Sunday | 22-Jun-14 | | Sunday early morning | | | | Sunday morning | | | | Sunday afternoon | | | | Sunday early evening | | | | Sunday late evening | | | | | | | | | | | | | | | | | | | | | |
| 71A Runnymede Stn-St Clair | 6.63 | LF | 1 | 24'00" | 20 | 4 | 19.9 | LF | 1 | 24'00" | 20 | 4 | 19.9 | LF | 1 | 24'00" | 22 | 2 | 18.1 | LF | 1 | 20'00" | 19 | 1 | 20.9 | LF | 1 | 20'00" | 17 | 3 | 23.4 | 819a | 830a | 100a | 115a | | | | | |
| 71B Runnymede Stn-Industry St | 12.87 | LF | 2 | 24'00" | 40 | 8 | 19.3 | LF | 2 | 24'00" | 40 | 8 | 19.3 | LF | 2 | 24'00" | 44 | 4 | 17.6 | LF | 2 | 20'00" | 40 | 0 | 19.3 | LF | 2 | 20'00" | 38 | 2 | 20.3 | 832a | 807a | 110a | 1248a | | | | | |
| Combined/Average | | | 3 | 12'00" | | | | 3 | 12'00" | | | | 3 | 12'00" | | | | | 3 | 10'00" | | | | | 3 | 10'00" | | | | | | | | | | | | | | |
| 78 ST ANDREWS | Wil | | | | | | | | | | | | | | | | | | | | | | | | | | | | | | | | | | | | | | | |
| Monday to Friday | 07-Sep-10 | | Monday-Friday morning peak period | | | | Monday-Friday midday | | | | Monday-Friday afternoon peak period | | | | Monday-Friday early evening | | | | Monday-Friday late evening | | | | | | | | | | | | | | | | | | | | | |
| 78 York Mills Stn – Bayview | 9.64 | LF | 3 | 10'00" | 30 | 0 | 19.3 | LF | 1 | 30'00" | 30 | 0 | 19.3 | LF | 2 | 15'00" | 30 | 0 | 19.3 | LF | 1 | 30'00" | 30 | 0 | 19.3 | LF | 1 | 30'00" | 30 | 0 | 19.3 | 615a | 630a | 100a | 1245a | | | | | |
| Saturday | 11-Sep-10 | | Saturday early morning | | | | Saturday morning | | | | Saturday afternoon | | | | Saturday early evening | | | | Saturday late evening | | | | | | | | | | | | | | | | | | | | | |
| 78 York Mills Stn – Bayview | 9.64 | LF | 1 | 30'00" | 30 | 0 | 19.3 | LF | 1 | 30'00" | 30 | 0 | 19.3 | LF | 1 | 30'00" | 30 | 0 | 19.3 | LF | 1 | 30'00" | 30 | 0 | 19.3 | LF | 1 | 30'00" | 30 | 0 | 19.3 | 615a | 630a | 100a | 1245a | | | | | |
| Sunday | 05-Sep-10 | | Sunday morning | | | | Sunday afternoon | | | | Sunday early evening | | | | Sunday late evening | | | | | | | | | | | | | | | | | | | | | | | | | |
| 78 York Mills Stn – Bayview | 9.64 | | | | | | | LF | 1 | 30'00" | 30 | 0 | 19.3 | LF | 1 | 30'00" | 30 | 0 | 19.3 | LF | 1 | 30'00" | 30 | 0 | 19.3 | LF | 1 | 30'00" | 30 | 0 | 19.3 | 845a | 900a | 1245a | 100a | | | | | |
| 512 ST CLAIR | Ron | | | | | | | | | | | | | | | | | | | | | | | | | | | | | | | | | | | | | | | |
| Monday to Friday | 23-Jun-14 | | Monday-Friday morning peak period | | | | Monday-Friday midday | | | | Monday-Friday afternoon peak period | | | | Monday-Friday early evening | | | | Monday-Friday late evening | | | | | | | | | | | | | | | | | | | | | |
| 512 Keele – St Clair Stn | 13.99 | CLRV | 24 | 2'40" | 56 | 8 | 15.0 | CLRV | 13 | 5'05" | 56 | 10 | 15.0 | CLRV | 18 | 3'45" | 58 | 10 | 14.5 | CLRV | 10 | 6'00" | 56 | 4 | 15.0 | CLRV | 7 | 7'45" | 52 | 3 | 16.2 | 510a | 500a | 200a | 150a | | | | | |
| Saturday | 30-Nov-13 | | Saturday early morning | | | | Saturday morning | | | | Saturday afternoon | | | | Saturday early evening | | | | Saturday late evening | | | | | | | | | | | | | | | | | | | | | |
| 512 Keele – St Clair Stn | 13.99 | CLRV | 6 | 8'40" | 50 | 2 | 16.8 | CLRV | 11 | 5'30" | 56 | 5 | 15.0 | CLRV | 16 | 4'00" | 58 | 6 | 14.5 | CLRV | 9 | 6'30" | 54 | 5 | 15.5 | CLRV | 6 | 9'00" | 52 | 2 | 16.1 | 511a | 500a | 201a | 150a | | | | | |
| Sunday | 13-Oct-13 | | Sunday early morning | | | | Sunday morning | | | | Sunday afternoon | | | | Sunday early evening | | | | Sunday late evening | | | | | | | | | | | | | | | | | | | | | |
| 512 Keele – St Clair Stn | 13.99 | CLRV | 5 | 10'00" | 48 | 2 | 17.5 | CLRV | 8 | 7'30" | 56 | 4 | 15.0 | CLRV | 11 | 5'45" | 58 | 6 | 14.5 | CLRV | 7 | 8'00" | 54 | 2 | 15.5 | CLRV | 6 | 9'00" | 52 | 2 | 16.1 | 520a | 457a | 201a | 151a | | | | | |
| 312 ST CLAIR | Arw | | | | | | | | | | | | | | | | | | | | | | | | | | | | | | | | | | | | | | | |
| Overnight, 7 days a week | 20-Jun-10 | | Monday-Friday overnight | | | | Saturday overnight | | | | Sunday overnight | | | | | | | | | | | | | | | | | | | | | | | | | | | | | |
| 312 Jane Stn – St Clair Stn | 21.71 | LF | 2 | 30'00" | 60 | 0 | 21.7 | LF | 2 | 30'00" | 60 | 0 | 21.7 | LF | 2 | 30'00" | 60 | 0 | 21.7 | | | | | | | | | | | | | | | | | | | | | |



SERVICE SUMMARY

June 22 to July 19, 2014

| Route | RT dist (km) and date of last change | Veh type | No. of Veh | Service interval | Run time (min) | Term time (min) | Avg spd (km/h) | Veh type | No. of Veh | Service interval | Run time (min) | Term time (min) | Avg spd (km/h) | Veh type | No. of Veh | Service interval | Run time (min) | Term time (min) | Avg spd (km/h) | Veh type | No. of Veh | Service interval | Run time (min) | Term time (min) | Avg spd (km/h) | Veh type | No. of Veh | Service interval | Run time (min) | Term time (min) | Avg spd (km/h) | First dep NB or WB | First dep SB or EB | Last dep NB or WB | Last dep SB or EB | | | | | | | | | | | | | | | |
|--|--------------------------------------|---|------------|------------------|----------------|-----------------|----------------|----------|----------------------|------------------|----------------|-----------------|----------------|----------|------------|-------------------------------------|----------------|-----------------|----------------|----------|------------|------------------|-----------------------------|-----------------|----------------|----------|------------|------------------|----------------|----------------------------|----------------|--------------------|--------------------|-------------------|-------------------|------|------|------|------|------|------|------|------|------|------|------|------|------|------|------|
| 86 SCARBOROUGH | Egl | Additional running time during City Construction on Eglinton between Midland and Brimley. | | | | | | | | | | | | | | | | | | | | | | | | | | | | | | | | | | | | | | | | | | | | | | | | |
| Monday to Friday | 12-May-14 | Monday-Friday morning peak period | | | | | | | Monday-Friday midday | | | | | | | Monday-Friday afternoon peak period | | | | | | | Monday-Friday early evening | | | | | | | Monday-Friday late evening | | | | | | | | | | | | | | | | | | | | |
| 86A Kennedy Stn – Toronto Zoo | 31.25 | LF | 5 | 17 ' 30 " | 86 | 2 | 21.8 | LF | 10 | 9 ' 00 " | 89 | 1 | 21.1 | LF | 6 | 15 ' 00 " | 90 | 0 | 20.8 | | | | | | | | | | | | | | | 622a | 557a | 800p | 717p | | | | | | | | | | | | | |
| 86B Kennedy Stn – Highland Creek | 21.84 | LF | 4 | 17 ' 30 " | 67 | 3 | 19.6 | | | | | | | | | | | | | | | | | | | | | | | | | | | 629a | 610a | 907a | 847a | | | | | | | | | | | | | |
| 86C Kennedy Stn – Sheppard | 27.99 | | | | | | | | | | | | | LF | 10 | 7 ' 45 " | 76 | 2 | 22.1 | LF | 7 | 10 ' 00 " | 66 | 4 | 25.4 | | | | | | | | | | | 651p | 633p | 201a | 125a | | | | | | | | | | | |
| 86D Kennedy Stn – Beechgrove via Lawrence | 22.51 | LF | 4 | 17 ' 30 " | 69 | 1 | 19.6 | LF | 3 | 22 ' 00 " | 66 | 0 | 20.5 | LF | 5 | 15 ' 00 " | 74 | 1 | 18.3 | | | | | | | | | | | | | | | | | 525a | 606a | 714p | 707p | | | | | | | | | | | |
| 86E Kennedy Stn – Sheppard Express | 27.99 | LF | 15 | 4 ' 30 " | 67 | 1 | 25.1 | | | | | | | LF | 7 | 10 ' 30 " | 72 | 2 | 23.3 | | | | | | | | | | | | | | | | | 603a | 552a | 909a | 845a | | | | | | | | | | | |
| Combined/Average | | | 28 | 2 ' 32 " | | | | 13 | 6 ' 23 " | | | | | 18 | 4 ' 23 " | | | | | 10 | 7 ' 45 " | | | | | | | | | | | | | | | 403p | 326p | 640p | 624p | | | | | | | | | | | |
| Saturday | 17-May-14 | Saturday early morning | | | | | | | Saturday morning | | | | | | | Saturday afternoon | | | | | | | Saturday early evening | | | | | | | Saturday late evening | | | | | | | | | | | | | | | | | | | | |
| 86A Kennedy Stn – Toronto Zoo | 31.25 | LF | 8 | 10 ' 00 " | 74 | 6 | 25.3 | LF | 11 | 7 ' 30 " | 80 | 3 | 23.4 | LF | 13 | 6 ' 30 " | 82 | 3 | 22.9 | LF | 8 | 10 ' 00 " | 77 | 3 | 24.4 | | | | | | | | | | | | | 612a | 540a | 807p | 726p | | | | | | | | | |
| 86C Kennedy Stn – Sheppard | 27.99 | | | | | | | | | | | | | | | | | | | | | | | | | | | | | | | | | | | | 816p | 735p | 138a | 106a | | | | | | | | | | |
| 86D Kennedy Stn – Beechgrove via Lawrence | 22.51 | LF | 2 | 30 ' 00 " | 57 | 3 | 23.7 | LF | 3 | 21 ' 00 " | 63 | 0 | 21.4 | LF | 3 | 21 ' 00 " | 63 | 0 | 21.4 | | | | | | | | | | | | | | | | | | | 623a | 555a | 734p | 703p | | | | | | | | | |
| Combined/Average | | | 10 | 7 ' 30 " | | | | 14 | 5 ' 32 " | | | | | 16 | 4 ' 58 " | | | | | 8 | 10 ' 00 " | | | | | | | | | | | | | | | | | | | | | | | | | | | | | |
| Sunday | 11-May-14 | Sunday early morning | | | | | | | Sunday morning | | | | | | | Sunday afternoon | | | | | | | Sunday early evening | | | | | | | Sunday late evening | | | | | | | | | | | | | | | | | | | | |
| 86A Kennedy Stn – Toronto Zoo | 31.25 | LF | 8 | 10 ' 00 " | 76 | 4 | 24.7 | LF | 10 | 8 ' 00 " | 76 | 4 | 24.7 | LF | 10 | 8 ' 00 " | 76 | 4 | 24.7 | LF | 7 | 10 ' 00 " | 67 | 3 | 28.0 | | | | | | | | | | | | | | | 623a | 610a | 800p | 729p | | | | | | | |
| 86C Kennedy Stn – Sheppard | 27.99 | | | | | | | | | | | | | | | | | | | | | | | | | | | | | | | | | | | | | | 822p | 737p | 138a | 106a | | | | | | | | |
| Overnight service on Eglinton Avenue and Kingston Road provided by 305 EGLINTON EAST | | | | | | | | | | | | | | | | | | | | | | | | | | | | | | | | | | | | | | | | | | | | | | | | | | |
| 190 SCARBOROUGH CENTRE ROCKET | Mal | | | | | | | | | | | | | | | | | | | | | | | | | | | | | | | | | | | | | | | | | | | | | | | | | |
| Monday to Friday | 23-Jun-14 | Monday-Friday morning peak period | | | | | | | Monday-Friday midday | | | | | | | Monday-Friday afternoon peak period | | | | | | | Monday-Friday early evening | | | | | | | Monday-Friday late evening | | | | | | | | | | | | | | | | | | | | |
| 190 Don Mills Stn – Scarborough Centre Stn | 17.36 | Lift | 8 | 6 ' 30 " | 52 | 0 | 20.0 | Lift | 5 | 10 ' 30 " | 52 | 1 | 20.0 | Lift | 11 | 5 ' 15 " | 57 | 1 | 18.3 | Lift | 5 | 9 ' 15 " | 46 | 1 | 22.8 | Lift | 3 | 15 ' 00 " | 42 | 3 | 24.8 | | | | | | | | | | 625a | 636a | 107a | 100a | | | | | | |
| Saturday | 28-Jun-14 | Saturday early morning | | | | | | | Saturday morning | | | | | | | Saturday afternoon | | | | | | | Saturday early evening | | | | | | | Saturday late evening | | | | | | | | | | | | | | | | | | | | |
| 190 Don Mills Stn – Scarborough Centre Stn | 17.36 | Lift | 4 | 12 ' 00 " | 47 | 1 | 22.2 | Lift | 4 | 12 ' 30 " | 50 | 0 | 20.8 | Lift | 6 | 8 ' 40 " | 52 | 0 | 20.0 | Lift | 5 | 9 ' 30 " | 47 | 1 | 22.2 | Lift | 2 | 21 ' 00 " | 42 | 0 | 24.8 | | | | | | | | | | | | | 700a | 700a | 100a | 100a | | | |
| Sunday | 22-Jun-14 | Sunday morning | | | | | | | Sunday afternoon | | | | | | | Sunday early evening | | | | | | | Sunday late evening | | | | | | | | | | | | | | | | | | | | | | | | | | | |
| 190 Don Mills Stn – Scarborough Centre Stn | 17.36 | | | | | | | Lift | 3 | 15 ' 40 " | 47 | 0 | 22.2 | Lift | 5 | 9 ' 30 " | 47 | 1 | 22.2 | Lift | 3 | 14 ' 00 " | 42 | 0 | 24.8 | Lift | 2 | 21 ' 00 " | 42 | 0 | 24.8 | | | | | | | | | | | | | 907a | 900a | 100a | 100a | | | |
| 3 SCARBOROUGH RT | DanSub | | | | | | | | | | | | | | | | | | | | | | | | | | | | | | | | | | | | | | | | | | | | | | | | | |
| Monday to Friday | 04-Sep-12 | Monday-Friday morning peak period | | | | | | | Monday-Friday midday | | | | | | | Monday-Friday afternoon peak period | | | | | | | Monday-Friday early evening | | | | | | | Monday-Friday late evening | | | | | | | | | | | | | | | | | | | | |
| 3 Kennedy Stn – McCowan Stn | 12.81 | 4carS | 6 | 4 ' 30 " | 27 | 0 | 28.5 | 4carS | 4 | 6 ' 45 " | 27 | 0 | 28.5 | 4carS | 6 | 4 ' 30 " | 27 | 0 | 28.5 | 4carS | 4 | 6 ' 45 " | 27 | 0 | 28.5 | 4carS | 4 | 6 ' 45 " | 27 | 0 | 28.5 | | | | | | | | | | | | | 545a | 600a | 116a | 130a | | | |
| Saturday | 08-Sep-12 | Saturday early morning | | | | | | | Saturday morning | | | | | | | Saturday afternoon | | | | | | | Saturday early evening | | | | | | | Saturday late evening | | | | | | | | | | | | | | | | | | | | |
| 3 Kennedy Stn – McCowan Stn | 12.81 | 4carS | 4 | 6 ' 45 " | 27 | 0 | 28.5 | 4carS | 4 | 6 ' 45 " | 27 | 0 | 28.5 | 4carS | 4 | 6 ' 45 " | 27 | 0 | 28.5 | 4carS | 4 | 6 ' 45 " | 27 | 0 | 28.5 | 4carS | 4 | 6 ' 45 " | 27 | 0 | 28.5 | | | | | | | | | | | | | | 548a | 602a | 116a | 130a | | |
| Sunday | 02-Sep-12 | Sunday morning | | | | | | | Sunday afternoon | | | | | | | Sunday early evening | | | | | | | Sunday late evening | | | | | | | | | | | | | | | | | | | | | | | | | | | |
| 3 Kennedy Stn – McCowan Stn | 12.81 | | | | | | | 4carS | 4 | 6 ' 45 " | 27 | 0 | 28.5 | 4carS | 4 | 6 ' 45 " | 27 | 0 | 28.5 | 4carS | 4 | 6 ' 45 " | 27 | 0 | 28.5 | 4carS | 4 | 6 ' 45 " | 27 | 0 | 28.5 | | | | | | | | | | | | | | | | 858a | 911a | 116a | 130a |
| McCowan to Kennedy is WB; Kennedy to McCowan is EB | | | | | | | | | | | | | | | | | | | | | | | | | | | | | | | | | | | | | | | | | | | | | | | | | | |



SERVICE SUMMARY

June 22 to July 19, 2014

| Route | RT dist (km) and date of last change | Veh type | No. of Veh | Service interval | Run time (min) | Term time (min) | Avg spd (km/h) | Veh type | No. of Veh | Service interval | Run time (min) | Term time (min) | Avg spd (km/h) | Veh type | No. of Veh | Service interval | Run time (min) | Term time (min) | Avg spd (km/h) | Veh type | No. of Veh | Service interval | Run time (min) | Term time (min) | Avg spd (km/h) | Veh type | No. of Veh | Service interval | Run time (min) | Term time (min) | Avg spd (km/h) | First dep NB or WB | First dep SB or EB | Last dep NB or WB | Last dep SB or EB | | |
|---|--------------------------------------|---|-----------------------------------|--------------------------|----------------|-----------------|----------------|-------------------------------------|--------------------------|------------------|----------------|-----------------|-------------------------------------|-------------------------------------|------------|--------------------------|----------------|-----------------------------|--------------------------|----------|------------|------------------|----------------------------|--------------------------|----------------|----------|------------|------------------|--------------------------|-----------------|----------------|--------------------|--------------------|-------------------|-------------------|--|--|
| 79 SCARLETT RD | MtD | | | | | | | | | | | | | | | | | | | | | | | | | | | | | | | | | | | | |
| Monday to Friday | 23-Jun-14 | | Monday-Friday morning peak period | | | | | Monday-Friday midday | | | | | Monday-Friday afternoon peak period | | | | | Monday-Friday early evening | | | | | Monday-Friday late evening | | | | | | | | | | | | | | |
| 79A Runnymede Stn-Lawrence & Jane via Pritchard / Foxwell | 18.83 | LF | 6.5 | 9' 00" | 58 | 1 | 19.5 | LF | 2.5 | 24' 00" | 60 | 0 | 18.8 | LF | 5 | 12' 00" | 60 | 0 | 18.8 | LF | 2.5 | 24' 00" | 56 | 4 | 20.2 | LF | 3 | 20' 00" | 56 | 4 | 20.2 | 530a | 505a | 100a | 109a | | |
| 79B Runnymede Stn-Lawrence & Jane via St Clair | 18.93 | LF | 6.5 | 9' 00" | 58 | 1 | 19.6 | LF | 2.5 | 24' 00" | 60 | 0 | 18.9 | LF | 5 | 12' 00" | 60 | 0 | 18.9 | LF | 2.5 | 24' 00" | 56 | 4 | 20.3 | | | | | | | 545a | 520a | 1008p | 949p | | |
| Combined/Average | | | 13 | 4' 30" | | | | | 5 | 12' 00" | | | | | 10 | 6' 00" | | | | | 5 | 12' 00" | | | | | 3 | 20' 00" | | | | | | | | | |
| Saturday | 28-Jun-14 | | Saturday early morning | | | | | Saturday morning | | | | | Saturday afternoon | | | | | Saturday early evening | | | | | Saturday late evening | | | | | | | | | | | | | | |
| 79A Runnymede Stn-Lawrence & Jane via Pritchard / Foxwell | 18.83 | LF | 2 | 25' 00" | 50 | 0 | 22.6 | LF | 3 | 20' 00" | 59 | 1 | 19.1 | LF | 3 | 20' 00" | 59 | 1 | 19.1 | LF | 3 | 17' 00" | 50 | 1 | 22.6 | LF | 2 | 25' 00" | 50 | 0 | 22.6 | 540a | 605a | 115a | 115a | | |
| 79B Runnymede Stn-Lawrence & Jane via St Clair | 18.93 | | | | | | | LF | 3 | 20' 00" | 59 | 1 | 19.3 | LF | 3 | 20' 00" | 59 | 1 | 19.3 | | | | | | | | | | | | | 1000a | 1029a | 640p | 629p | | |
| Combined/Average | | | 2 | 25' 00" | | | | | 6 | 10' 00" | | | | | 6 | 10' 00" | | | | | 3 | 17' 00" | | | | | 2 | 25' 00" | | | | | | | | | |
| Sunday | 22-Jun-14 | | Sunday morning | | | | | Sunday afternoon | | | | | Sunday early evening | | | | | Sunday late evening | | | | | | | | | | | | | | | | | | | |
| 79A Runnymede Stn-Lawrence & Jane via Pritchard / Foxwell | 18.83 | | | | | | | LF | 2 | 30' 00" | 59 | 1 | 19.1 | LF | 2 | 30' 00" | 59 | 1 | 19.1 | LF | 2 | 25' 00" | 50 | 0 | 22.6 | LF | 2 | 25' 00" | 50 | 0 | 22.6 | 800a | 830a | 115a | 115a | | |
| 79B Runnymede Stn-Lawrence & Jane via St Clair | 18.93 | | | | | | | LF | 2 | 30' 00" | 59 | 1 | 19.3 | LF | 2 | 30' 00" | 59 | 1 | 19.3 | | | | | | | | | | | | 1000a | 1029a | 635p | 629p | | | |
| Combined/Average | | | | | | | | | 4 | 15' 00" | | | | | 4 | 15' 00" | | | | | 2 | 25' 00" | | | | | 2 | 25' 00" | | | | | | | | | |
| 772 SERVICE RELIEF BUSES | Qsy | | | | | | | | | | | | | | | | | | | | | | | | | | | | | | | | | | | | |
| Monday to Friday | 23-Jun-14 | | Monday-Friday morning peak period | | | | | Monday-Friday afternoon peak period | | | | | | | | | | | | | | | | | | | | | | | | | | | | | |
| Service relief buses – Kipling Stn | | LF | 1 | Kipling Stn | | | | | | | | | | LF | 1 | Kipling Stn | | | | | | | | | | | | | | | | | | | | | |
| 773 SERVICE RELIEF BUSES | MtD | To supplement 32 EGLINTON WEST service during Metrolinx construction of the Eglinton Crosstown LRT. | | | | | | | | | | | | | | | | | | | | | | | | | | | | | | | | | | | |
| Monday to Friday | 06-Jan-14 | | Monday-Friday morning peak period | | | | | Monday-Friday midday | | | | | Monday-Friday afternoon peak period | | | | | Monday-Friday early evening | | | | | Monday-Friday late evening | | | | | | | | | | | | | | |
| Service relief buses – Eglinton West Stn | | LF | 3 | Eglinton West Stn | | | LF | 6 | Eglinton West Stn | | | LF | 6 | Eglinton West Stn | | | LF | 3 | Eglinton West Stn | | | LF | 3 | Eglinton West Stn | | | LF | 3 | Eglinton West Stn | | | | | | | | |
| Saturday | 11-Jan-14 | | Saturday early morning | | | | | Saturday morning | | | | | Saturday afternoon | | | | | Saturday early evening | | | | | Saturday late evening | | | | | | | | | | | | | | |
| Service relief buses – Eglinton West Stn | | LF | 3 | Eglinton West Stn | | | LF | 3 | Eglinton West Stn | | | LF | 6 | Eglinton West Stn | | | LF | 3 | Eglinton West Stn | | | LF | 3 | Eglinton West Stn | | | LF | 3 | Eglinton West Stn | | | | | | | | |
| Sunday | 05-Jan-14 | | Sunday morning | | | | | Sunday afternoon | | | | | Sunday early evening | | | | | Sunday late evening | | | | | | | | | | | | | | | | | | | |
| Service relief buses – Eglinton West Stn | | | | | | | LF | 4 | Eglinton West Stn | | | LF | 4 | Eglinton West Stn | | | LF | 2 | Eglinton West Stn | | | LF | 2 | Eglinton West Stn | | | LF | 2 | Eglinton West Stn | | | | | | | | |
| 777 SERVICE RELIEF BUSES | Wil | | | | | | | | | | | | | | | | | | | | | | | | | | | | | | | | | | | | |
| Monday to Friday | 12-May-14 | | | | | | | | | | | | | Monday-Friday afternoon peak period | | | | | | | | | | | | | | | | | | | | | | | |
| Service relief buses – Wilson | | | | | | | | | | | | | | Lift | 1 | Bathurst Stn | | | | | | | | | | | | | | | | | | | | | |
| Service relief buses – Wilson | | | | | | | | | | | | | | Lift | 2 | Downsview Stn | | | | | | | | | | | | | | | | | | | | | |
| 780 SERVICE RELIEF BUSES | Egl | | | | | | | | | | | | | | | | | | | | | | | | | | | | | | | | | | | | |
| Monday to Friday | 31-Mar-14 | | | | | | | | | | | | | Monday-Friday afternoon peak period | | | | | | | | | | | | | | | | | | | | | | | |
| Service relief buses – Eglinton | | | | | | | | | | | | | | LF | 1 | Don Mills Station | | | | | | | | | | | | | | | | | | | | | |
| Service relief buses – Eglinton | | | | | | | | | | | | | | LF | 1 | Eglinton Station | | | | | | | | | | | | | | | | | | | | | |
| Service relief buses – Eglinton | | | | | | | | | | | | | | LF | 1 | Kennedy Station | | | | | | | | | | | | | | | | | | | | | |

**TORONTO TRANSIT COMMISSION****SERVICE SUMMARY**

June 22 to July 19, 2014

| Route | RT dist (km) and date of last change | Monday-Friday morning peak period | | | | | | Monday-Friday midday | | | | | | Monday-Friday afternoon peak period | | | | | | Monday-Friday early evening | | | | | | Monday-Friday late evening | | | | | | First dep NB or WB | First dep SB or EB | Last dep NB or WB | Last dep SB or EB | | | | | | | | | | | | | |
|---|--|---|---------------|------------------|----------------------|-----------------------|----------------------|----------------------|---------------|------------------|----------------------|-----------------------|----------------------|-------------------------------------|---------------|------------------|----------------------|-----------------------|----------------------|-----------------------------|---------------|------------------|----------------------|-----------------------|----------------------|----------------------------|---------------|------------------|----------------------|-----------------------|----------------------|--------------------------|--------------------------|-------------------------|-------------------------|------|--|--|--|--|--|--|--|--|--|--|--|--|
| | | Veh type | No. of Veh | Service interval | Run time (min) | Term time (min) | Avg spd (km/h) | Veh type | No. of Veh | Service interval | Run time (min) | Term time (min) | Avg spd (km/h) | Veh type | No. of Veh | Service interval | Run time (min) | Term time (min) | Avg spd (km/h) | Veh type | No. of Veh | Service interval | Run time (min) | Term time (min) | Avg spd (km/h) | Veh type | No. of Veh | Service interval | Run time (min) | Term time (min) | Avg spd (km/h) | | | | | | | | | | | | | | | | | |
| 85 SHEPPARD EAST | | <i>Mal</i> <i>Talicised branch names are for internal use only.</i> | | | | | | | | | | | | | | | | | | | | | | | | | | | | | | | | | | | | | | | | | | | | | | |
| Monday to Friday | | <i>23-Jun-14</i> | | | | | | | | | | | | | | | | | | | | | | | | | | | | | | | | | | | | | | | | | | | | | | |
| 85A Don Mills Stn – Rouge Hill GO Stn | | Monday-Friday morning peak period | | | | | | Monday-Friday midday | | | | | | Monday-Friday afternoon peak period | | | | | | Monday-Friday early evening | | | | | | Monday-Friday late evening | | | | | | | | | | | | | | | | | | | | | | |
| 85A To Don Mills Stn | | 40.27 | LF | 15 | 7 ' 40 " | 114 | 1 | 21.2 | LF | 1 | 26 ' 00 " | 105 | 6 | 23.1 | LF | 13 | 10 ' 00 " | 124 | 6 | 19.5 | LF | 9 | 12 ' 00 " | 100 | 8 | 24.2 | LF | 5 | 20 ' 00 " | 90 | 10 | 26.8 | 527a | 527a | 126a | 216a | | | | | | | | | | | | |
| 85A To Rouge Hill GO Stn | | | | | | | | | | | | | | | | | | | | | | | | | | | | | | | | | | | | | | | | | | | | | | | | |
| 85C Don Mills Stn – Meadowvale | | | | | | | | | | | | | | | | | | | | | | | | | | | | | | | | | | | | | | | | | | | | | | | | |
| 85A To Don Mills Stn | | 29.84 | LF | 12 | 7 ' 40 " | 87 | 5 | 20.6 | LF | 13 | 6 ' 30 " | 82 | 3 | 21.8 | LF | 10 | 10 ' 00 " | 99 | 1 | 18.1 | LF | 7 | 12 ' 00 " | 82 | 2 | 21.8 | LF | 4 | 20 ' 00 " | 73 | 7 | 24.5 | 458a | 554a | 146a | 226a | | | | | | | | | | | | |
| 85 To Meadowvale | | | | | | | | | | | | | | | | | | | | | | | | | | | | | | | | | | | | | | | | | | | | | | | | |
| Combined/Average | | 27 3 ' 50 " | | | | | | 14 6 ' 30 " | | | | | | 23 5 ' 00 " | | | | | | 16 6 ' 00 " | | | | | | 9 10 ' 00 " | | | | | | | | | | | | | | | | | | | | | | |
| 85J Sheppard-Yonge Stn – Don Mills Stn | | | | | | | | | | | | | | | | | | | | | | | | | | | | | | | | | | | | | | | | | | | | | | | | |
| 85 To Sheppard-Yonge Stn | | 12.11 | LF | 3 | 15 ' 00 " | 40 | 5 | 18.2 | LF | 2 | 22 ' 00 " | 42 | 2 | 17.3 | LF | 3 | 16 ' 00 " | 47 | 1 | 15.5 | LF | 2 | 20 ' 00 " | 35 | 5 | 20.8 | LF | 2 | 20 ' 00 " | 35 | 5 | 20.8 | 540a | 520a | 205a | 202a | | | | | | | | | | | | |
| 85A To Don Mills Stn | | | | | | | | | | | | | | | | | | | | | | | | | | | | | | | | | | | | | | | | | | | | | | | | |
| | | Every 4th 85C operates as a 85A | | | | | | | | | | | | | | | | | | | | | | | | | | | | | | | | | | | | | | | | | | | | | | |
| Saturday | | <i>17-May-14</i> | | | | | | | | | | | | | | | | | | | | | | | | | | | | | | | | | | | | | | | | | | | | | | |
| 85 Sheppard-Yonge Stn – Mead'vale | | Saturday early morning | | | | | | Saturday morning | | | | | | Saturday afternoon | | | | | | Saturday early evening | | | | | | Saturday late evening | | | | | | | | | | | | | | | | | | | | | | |
| 85 To Sheppard-Yonge Stn | | 41.95 | | | | | | | | | | | | | | | | | | | | | | | | | | | | | | | | | | | | | | | | | | | | | | |
| 85 To Meadowvale | | | | | | | | | | | | | | | | | | | | | | | | | | | | | | | | | | | | | | | | | | | | | | | | |
| 85A Don Mills Stn – Rouge Hill GO Stn | | | | | | | | | | | | | | | | | | | | | | | | | | | | | | | | | | | | | | | | | | | | | | | | |
| 85A To Don Mills Stn | | 40.27 | | | | | | | | | | | | | | | | | | | | | | | | | | | | | | | | | | | | | | | | | | | | | | |
| 85A To Rouge Hill GO Stn | | | | | | | | | | | | | | | | | | | | | | | | | | | | | | | | | | | | | | | | | | | | | | | | |
| 85D Don Mills Stn – Rouge Hill GO Stn via Toronto Zoo | | | | | | | | | | | | | | | | | | | | | | | | | | | | | | | | | | | | | | | | | | | | | | | | |
| 85A To Don Mills Stn via Toronto Zoo | | 47.18 | LF | 1 | 30 ' 00 " | 108 | 12 | 26.2 | LF | 1 | 30 ' 00 " | 108 | 12 | 26.2 | LF | 1 | 22 ' 00 " | 116 | 5 | 24.4 | | | | | | | 643a | 538a | 745p | 704p | | | | | | | | | | | | | | | | | | |
| 85A To Rouge Hill GO Stn via Toronto Zoo | | | | | | | | | | | | | | | | | | | | | | | | | | | | | | | | | | | | | | | | | | | | | | | | |
| 85F Don Mills Stn – Toronto Zoo | | | | | | | | | | | | | | | | | | | | | | | | | | | | | | | | | | | | | | | | | | | | | | | | |
| 85A To Don Mills Stn | | 33.04 | LF | 12 | 7 ' 30 " | 87 | 3 | 22.8 | LF | 12 | 7 ' 30 " | 87 | 3 | 22.8 | LF | 18 | 5 ' 30 " | 95 | 4 | 20.9 | | | | | | | 632a | 545p | 751p | 721p | | | | | | | | | | | | | | | | | | |
| 85B To Toronto Zoo | | | | | | | | | | | | | | | | | | | | | | | | | | | | | | | | | | | | | | | | | | | | | | | | |
| Combined/Average | | 13 7 ' 30 " | | | | | | 13 7 ' 30 " | | | | | | 19 5 ' 30 " | | | | | | 13 8 ' 30 " | | | | | | 7 15 ' 00 " | | | | | | | | | | | | | | | | | | | | | | |
| 85J Sheppard-Yonge Stn – Don Mills Stn | | | | | | | | | | | | | | | | | | | | | | | | | | | | | | | | | | | | | | | | | | | | | | | | |
| 85 To Sheppard-Yonge Stn | | 12.11 | LF | 2 | 20 ' 00 " | 36 | 4 | 20.2 | LF | 2 | 20 ' 00 " | 36 | 4 | 20.2 | LF | 2 | 20 ' 00 " | 40 | 0 | 18.2 | | | | | | | 540a | 521a | 700p | 700p | | | | | | | | | | | | | | | | | | |
| 85A To Don Mills Stn | | | | | | | | | | | | | | | | | | | | | | | | | | | | | | | | | | | | | | | | | | | | | | | | |
| | | Every 4th 85F operates as a 85D | | | | | | | | | | | | | | | | | | | | | | | | | | | | | | | | | | | | | | | | | | | | | | |
| Sunday | | <i>11-May-14</i> | | | | | | | | | | | | | | | | | | | | | | | | | | | | | | | | | | | | | | | | | | | | | | |
| 85 Sheppard-Yonge Stn – Mead'vale | | Sunday early morning | | | | | | Sunday morning | | | | | | Sunday afternoon | | | | | | Sunday early evening | | | | | | Sunday late evening | | | | | | | | | | | | | | | | | | | | | | |
| 85 To Sheppard-Yonge Stn | | 41.95 | | | | | | | | | | | | | | | | | | | | | | | | | | | | | | | | | | | | | | | | | | | | | | |
| 85 To Meadowvale | | | | | | | | | | | | | | | | | | | | | | | | | | | | | | | | | | | | | | | | | | | | | | | | |
| 85A Don Mills Stn – Rouge Hill GO Stn | | | | | | | | | | | | | | | | | | | | | | | | | | | | | | | | | | | | | | | | | | | | | | | | |
| 85A To Don Mills Stn | | 40.27 | | | | | | | | | | | | | | | | | | | | | | | | | | | | | | | | | | | | | | | | | | | | | | |
| 85A To Rouge Hill GO Stn | | | | | | | | | | | | | | | | | | | | | | | | | | | | | | | | | | | | | | | | | | | | | | | | |
| 85B Sheppard-Yonge Stn – Toronto Zoo | | | | | | | | | | | | | | | | | | | | | | | | | | | | | | | | | | | | | | | | | | | | | | | | |
| 85 To Sheppard-Yonge Stn | | 45.14 | LF | 5 | 20 ' 00 " | 100 | 0 | 27.1 | | | | | | | | | | | | | | | | | | | | | | | | | | | | | | | | | | | | | | | | |
| 85B To Toronto Zoo | | | | | | | | | | | | | | | | | | | | | | | | | | | | | | | | | | | | | | | | | | | | | | | | |
| 85D Don Mills Stn – Rouge Hill GO Stn via Toronto Zoo | | | | | | | | | | | | | | | | | | | | | | | | | | | | | | | | | | | | | | | | | | | | | | | | |
| 85A To Don Mills Stn via Toronto Zoo | | 47.18 | | | | | | | | | | | | | | | | | | | | | | | | | | | | | | | | | | | | | | | | | | | | | | |
| 85A To Rouge Hill GO Stn via Toronto Zoo | | | | | | | | | | | | | | | | | | | | | | | | | | | | | | | | | | | | | | | | | | | | | | | | |
| 85F Don Mills Stn – Toronto Zoo | | | | | | | | | | | | | | | | | | | | | | | | | | | | | | | | | | | | | | | | | | | | | | | | |
| 85A To Don Mills Stn | | 33.04 | | | | | | | | | | | | | | | | | | | | | | | | | | | | | | | | | | | | | | | | | | | | | | |
| 85B To Toronto Zoo | | | | | | | | | | | | | | | | | | | | | | | | | | | | | | | | | | | | | | | | | | | | | | | | |
| Combined/Average | | 5 20 ' 00 " | | | | | | 11 8 ' 00 " | | | | | | 18 5 ' 30 " | | | | | | 7 15 ' 00 " | | | | | | 7 15 ' 00 " | | | | | | | | | | | | | | | | | | | | | | |
| 85J Sheppard-Yonge Stn – Don Mills Stn | | | | | | | | | | | | | | | | | | | | | | | | | | | | | | | | | | | | | | | | | | | | | | | | |
| 85 To Sheppard-Yonge Stn | | 12.11 | | | | | | | | | | | | | | | | | | | | | | | | | | | | | | | | | | | | | | | | | | | | | | |
| 85A To Don Mills Stn | | | | | | | | | | | | | | | | | | | | | | | | | | | | | | | | | | | | | | | | | | | | | | | | |
| | | Every 3rd 85F operates as a 85D | | | | | | | | | | | | | | | | | | | | | | | | | | | | | | | | | | | | | | | | | | | | | | |
| | | Every 5th 85F operates as a 85D | | | | | | | | | | | | | | | | | | | | | | | | | | | | | | | | | | | | | | | | | | | | | | |
| 385 SHEPPARD EAST | | <i>Mal</i> | | | | | | | | | | | | | | | | | | | | | | | | | | | | | | | | | | | | | | | | | | | | | | |
| Overnight, 7 days a week | | <i>04-Aug-13</i> | | | | | | | | | | | | | | | | | | | | | | | | | | | | | | | | | | | | | | | | | | | | | | |
| 385 Sheppard-Yonge Stn – Meadowvale | | 40.73 | LF | 3 | 30 ' 00 " | 83 | 7 | 29.4 | LF | 3 | 30 ' 00 " | 83 | 7 | 29.4 | LF | 3 | 30 ' 00 " | 83 | 7 | 29.4 | | | | | | | | | | | | | | | | | | | | | | | | | | | | |

**TORONTO TRANSIT COMMISSION****SERVICE SUMMARY**

June 22 to July 19, 2014

| Route | RT dist (km) and date of last change | Veh type | No. of Veh | Service interval | Run time (min) | Term time (min) | Avg spd (km/h) | Veh type | No. of Veh | Service interval | Run time (min) | Term time (min) | Avg spd (km/h) | Veh type | No. of Veh | Service interval | Run time (min) | Term time (min) | Avg spd (km/h) | Veh type | No. of Veh | Service interval | Run time (min) | Term time (min) | Avg spd (km/h) | Veh type | No. of Veh | Service interval | Run time (min) | Term time (min) | Avg spd (km/h) | First dep NB or WB | First dep SB or EB | Last dep NB or WB | Last dep SB or EB | | | | | | | | |
|---|--------------------------------------|-----------|------------|-----------------------------|----------------|-----------------|----------------|--|------------|------------------|----------------|------------------------------------|----------------|----------|------------|-----------------------------------|----------------|-----------------|----------------|-----------|------------|------------------|----------------|-----------------|----------------|-----------|---------------------------------------|------------------|----------------|-----------------|----------------|--------------------|--------------------|-------------------|-------------------|---|------|------|------|------|-------|-------|-------|
| | | | | | | | | | | | | | | | | | | | | | | | | | | | | | | | | | | | | | | | | | | | |
| 4 SHEPPARD SUBWAY | | WilSub | | | | | | | | | | | | | | | | | | | | | | | | | | | | | | | | | | | | | | | | | |
| Monday to Friday | | 25-Nov-02 | | | | | | | | | | | | | | | | | | | | | | | | | | | | | | | | | | | | | | | | | |
| Monday-Friday morning peak period | | | | Monday-Friday midday | | | | Monday-Friday afternoon peak period | | | | Monday-Friday early evening | | | | Monday-Friday late evening | | | | | | | | | | | | | | | | | | | | | | | | | | | |
| 4 Sheppard-Yonge Stn – Don Mills Stn | 10.94 | 4carT | 4 | 5 ' 30 " | 22 | 0 | 29.8 | 4carT | 4 | 5 ' 30 " | 22 | 0 | 29.8 | 4carT | 4 | 5 ' 30 " | 22 | 0 | 29.8 | 4carT | 4 | 5 ' 30 " | 22 | 0 | 29.8 | 4carT | 4 | 5 ' 30 " | 22 | 0 | 29.8 | 4carT | 4 | 5 ' 30 " | 22 | 0 | 29.8 | 531a | 542a | 225a | 214a | | |
| Saturday | | 30-Nov-02 | | | | | | | | | | | | | | | | | | | | | | | | | | | | | | | | | | | | | | | | | |
| Saturday early morning | | | | Saturday morning | | | | Saturday afternoon | | | | Saturday early evening | | | | Saturday late evening | | | | | | | | | | | | | | | | | | | | | | | | | | | |
| 4 Sheppard-Yonge Stn – Don Mills Stn | 10.94 | 4carT | 4 | 5 ' 30 " | 22 | 0 | 29.8 | 4carT | 4 | 5 ' 30 " | 22 | 0 | 29.8 | 4carT | 4 | 5 ' 30 " | 22 | 0 | 29.8 | 4carT | 4 | 5 ' 30 " | 22 | 0 | 29.8 | 4carT | 4 | 5 ' 30 " | 22 | 0 | 29.8 | 4carT | 4 | 5 ' 30 " | 22 | 0 | 29.8 | 547a | 558a | 225a | 214a | | |
| Sunday | | 24-Nov-02 | | | | | | | | | | | | | | | | | | | | | | | | | | | | | | | | | | | | | | | | | |
| Sunday morning | | | | Sunday afternoon | | | | Sunday early evening | | | | Sunday late evening | | | | | | | | | | | | | | | | | | | | | | | | | | | | | | | |
| 4 Sheppard-Yonge Stn – Don Mills Stn | 10.94 | | | | | | | 4carT | 4 | 5 ' 30 " | 22 | 0 | 29.8 | 4carT | 4 | 5 ' 30 " | 22 | 0 | 29.8 | 4carT | 4 | 5 ' 30 " | 22 | 0 | 29.8 | 4carT | 4 | 5 ' 30 " | 22 | 0 | 29.8 | 4carT | 4 | 5 ' 30 " | 22 | 0 | 29.8 | 849a | 900a | 225a | 214a | | |
| 84 SHEPPARD WEST | | Arw | | | | | | | | | | | | | | | | | | | | | | | | | | | | | | | | | | | | | | | | | |
| Monday to Friday | | 23-Jun-14 | | | | | | | | | | | | | | | | | | | | | | | | | | | | | | | | | | | | | | | | | |
| Monday-Friday morning peak period | | | | Monday-Friday midday | | | | Monday-Friday afternoon peak period | | | | Monday-Friday early evening | | | | Monday-Friday late evening | | | | | | | | | | | | | | | | | | | | | | | | | | | |
| 84B Sheppard-Yonge Stn – Weston Rd | 24.91 | LF | 8 | 10 ' 00 " | 74 | 6 | 20.2 | LF | 8 | 9 ' 30 " | 74 | 2 | 20.2 | LF | 6 | 12 ' 30 " | 74 | 1 | 20.2 | LF | 7 | 10 ' 00 " | 70 | 0 | 21.4 | LF | 5 | 12 ' 00 " | 60 | 0 | 24.9 | 515a | 441a | 215a | 158a | | | | | | | | |
| 84C Sheppard-Yonge Stn – Steeles via Arrow Rd | 33.67 | LF | 5 | 20 ' 00 " | 93 | 7 | 21.7 | | | | | | LF | 4 | 25 ' 00 " | 93 | 7 | 21.7 | | | | | | | | | | | | | | | | | | | | | | | | | |
| 84D Sheppard-Yonge Stn – Steeles via Oakdale | 33.67 | LF | 5 | 20 ' 00 " | 96 | 4 | 21.0 | | | | | | LF | 4 | 25 ' 00 " | 97 | 3 | 20.8 | | | | | | | | | | | | | | | | | | | | | | | | | |
| Combined/Average | | | 18 | 5 ' 00 " | | | | 8 | 9 ' 30 " | | | | 14 | 6 ' 15 " | | | | | 7 | 10 ' 00 " | | | | | 5 | 12 ' 00 " | | | | | | | | | | | | | | | | | |
| Saturday | | 28-Jun-14 | | | | | | | | | | | | | | | | | | | | | | | | | | | | | | | | | | | | | | | | | |
| Saturday early morning | | | | Saturday morning | | | | Saturday afternoon | | | | Saturday early evening | | | | Saturday late evening | | | | | | | | | | | | | | | | | | | | | | | | | | | |
| 84B Sheppard-Yonge Stn – Weston Rd | 24.91 | LF | 6 | 10 ' 00 " | 58 | 2 | 25.8 | LF | 7 | 9 ' 00 " | 61 | 2 | 24.5 | LF | 12 | 6 ' 00 " | 70 | 2 | 21.4 | LF | 5 | 13 ' 00 " | 61 | 4 | 24.5 | LF | 5 | 13 ' 00 " | 61 | 4 | 24.5 | LF | 5 | 13 ' 00 " | 61 | 4 | 24.5 | 520a | 545a | 212a | 158a | | |
| Sunday | | 22-Jun-14 | | | | | | | | | | | | | | | | | | | | | | | | | | | | | | | | | | | | | | | | | |
| Sunday early morning | | | | Sunday morning | | | | Sunday afternoon | | | | Sunday early evening | | | | Sunday late evening | | | | | | | | | | | | | | | | | | | | | | | | | | | |
| 84B Sheppard-Yonge Stn – Weston Rd | 24.91 | LF | 5 | 12 ' 00 " | 58 | 2 | 25.8 | LF | 7 | 9 ' 00 " | 61 | 2 | 24.5 | LF | 9 | 7 ' 00 " | 61 | 2 | 24.5 | LF | 4 | 15 ' 00 " | 60 | 0 | 24.9 | LF | 3 | 20 ' 00 " | 60 | 0 | 24.9 | LF | 3 | 20 ' 00 " | 60 | 0 | 24.9 | 750a | 806a | 225a | 158a | | |
| 75 SHERBOURNE | | Wil | | | | | | | | | | | | | | | | | | | | | | | | | | | | | | | | | | | | | | | | | |
| Monday to Friday | | 23-Jun-14 | | | | | | | | | | | | | | | | | | | | | | | | | | | | | | | | | | | | | | | | | |
| Monday-Friday morning peak period | | | | Monday-Friday midday | | | | Monday-Friday afternoon peak period | | | | Monday-Friday early evening | | | | Monday-Friday late evening | | | | | | | | | | | | | | | | | | | | | | | | | | | |
| 75 South Drive – Queens Quay | 8.59 | LF | 7 | 8 ' 00 " | 52 | 4 | 9.9 | LF | 7 | 8 ' 00 " | 52 | 4 | 9.9 | LF | 7 | 8 ' 00 " | 56 | 0 | 9.2 | LF | 4 | 13 ' 00 " | 48 | 4 | 10.7 | | | | | | | | | | | | | | | | | | |
| 75A South Drive & Summerhill – Queens Quay | 10.51 | | | | | | | | | | | | | | | | | | | | | | | | | LF | 2.3 | 24 ' 00 " | 50 | 5 | 12.6 | | | | | | | | | 938p | 1022p | 1255a | 1228a |
| | | | | | | | | | | | | | | | | | | | | | | | | | | | 75A alternates trips with 82 ROSEDALE | | | | | | | | | | | | | | | | |
| Saturday | | 28-Jun-14 | | | | | | | | | | | | | | | | | | | | | | | | | | | | | | | | | | | | | | | | | |
| Saturday early morning | | | | Saturday morning | | | | Saturday afternoon | | | | Saturday early evening | | | | Saturday late evening | | | | | | | | | | | | | | | | | | | | | | | | | | | |
| 75 South Drive – Queens Quay | 8.59 | LF | 3 | 12 ' 00 " | 36 | 0 | 14.3 | LF | 4 | 12 ' 00 " | 46 | 2 | 11.2 | LF | 6 | 9 ' 00 " | 48 | 6 | 10.7 | | | | | | | | | | | | | | | | | | | | | | | | |
| 75A South Drive & Summerhill – Queens Quay | 10.51 | | | | | | | | | | | | | | | | | | | LF | 2.3 | 24 ' 00 " | 50 | 5 | 12.6 | LF | 2.3 | 24 ' 00 " | 50 | 5 | 12.6 | | | | | | | | | | | | |
| | | | | | | | | | | | | | | | | | | | | | | | | | | | 75A alternates trips with 82 ROSEDALE | | | | | | | | | | | | | | | | |
| Sunday | | 22-Jun-14 | | | | | | | | | | | | | | | | | | | | | | | | | | | | | | | | | | | | | | | | | |
| Sunday morning | | | | Sunday afternoon | | | | Sunday early evening | | | | Sunday late evening | | | | | | | | | | | | | | | | | | | | | | | | | | | | | | | |
| 75A South Drive & Summerhill – Queens Quay | 10.51 | | | | | | | LF | 3.0 | 20 ' 00 " | 44 | 16 | 14.3 | LF | 3.0 | 20 ' 00 " | 44 | 16 | 14.3 | LF | 2.3 | 24 ' 00 " | 50 | 5 | 12.6 | LF | 2.3 | 24 ' 00 " | 50 | 5 | 12.6 | | | | | | | | | | | | |
| | | | | | | | | | | | | | | | | | | | | | | | | | | | 75A alternates trips with 82 ROSEDALE | | | | | | | | | | | | | | | | |



SERVICE SUMMARY

June 22 to July 19, 2014

| Route | RT dist (km) and date of last change | Veh type | No. of Veh | Service interval | Run time (min) | Term time (min) | Avg spd (km/h) | Veh type | No. of Veh | Service interval | Run time (min) | Term time (min) | Avg spd (km/h) | Veh type | No. of Veh | Service interval | Run time (min) | Term time (min) | Avg spd (km/h) | Veh type | No. of Veh | Service interval | Run time (min) | Term time (min) | Avg spd (km/h) | Veh type | No. of Veh | Service interval | Run time (min) | Term time (min) | Avg spd (km/h) | First dep NB or WB | First dep SB or EB | Last dep NB or WB | Last dep SB or EB | | | |
|--|--------------------------------------|--|------------|------------------|----------------|-----------------|----------------|----------|------------|------------------|----------------|-----------------|----------------|----------|------------|------------------|----------------|-----------------|----------------|----------|------------|------------------|----------------|-----------------|----------------|----------|------------|------------------|----------------|-----------------|----------------|--------------------|--------------------|-------------------|-------------------|-----------------------------------|-------|----------------------|
| | | | | | | | | | | | | | | | | | | | | | | | | | | | | | | | | | | | | Monday-Friday morning peak period | | Monday-Friday midday |
| 123 SHORNCLIFFE | Qsy | | | | | | | | | | | | | | | | | | | | | | | | | | | | | | | | | | | | | |
| Monday to Friday | 23-Jun-14 | | | | | | | | | | | | | | | | | | | | | | | | | | | | | | | | | | | | | |
| 123A Kipling Stn – Sherway via North Queen | 11.41 | LF | 2 | 18 ' 00 " | 27 | 9 | 25.4 | LF | 2 | 18 ' 00 " | 28 | 8 | 24.5 | LF | 2 | 18 ' 00 " | 32 | 4 | 21.4 | | | | | | | | | | | | | 552a | 557a | 559p | 539p | | | |
| 123B Kipling Stn – Long Branch via East Mall | 18.49 | LF | 3 | 18 ' 00 " | 49 | 5 | 22.6 | LF | 3 | 18 ' 00 " | 48 | 6 | 23.1 | LF | 3 | 18 ' 00 " | 54 | 0 | 20.5 | LF | 2 | 25 ' 00 " | 46 | 4 | 24.1 | LF | 1.5 | 30 ' 00 " | 41 | 4 | 27.1 | 552a | 608a | 114a | 135a | | | |
| 123C Kipling Stn – Long Branch via North Queen | 18.61 | | | | | | | | | | | | | LF | 2 | 25 ' 00 " | 46 | 4 | 24.3 | LF | 1.5 | 30 ' 00 " | 41 | 4 | 27.2 | | | | | | | 614p | 557p | 1258a | 120a | | | |
| Combined/Average | | | 5 | 9 ' 00 " | | | | 5 | 9 ' 00 " | | | | | 5 | 9 ' 00 " | | | | | 4 | 12 ' 30 " | | | | | 3 | 15 ' 00 " | | | | | | | | | | | |
| Saturday | 28-Jun-14 | | | | | | | | | | | | | | | | | | | | | | | | | | | | | | | | | | | | | |
| 123B Kipling Stn – Long Branch via East Mall | 18.49 | LF | 1.5 | 30 ' 00 " | 40 | 5 | 27.7 | LF | | 30 ' 00 " | 48 | 5 | 23.1 | LF | 2.5 | 20 ' 00 " | 48 | 2 | 23.1 | LF | 1.5 | 30 ' 00 " | 42 | 3 | 26.4 | LF | 1.5 | 30 ' 00 " | 36 | 9 | 30.8 | 540a | 600a | 104a | 110a | | | |
| 123C Kipling Stn – Long Branch via North Queen | 18.61 | LF | 1.5 | 30 ' 00 " | 40 | 5 | 27.9 | LF | | 30 ' 00 " | 48 | 5 | 23.3 | LF | 2.5 | 20 ' 00 " | 48 | 2 | 23.3 | LF | 1.5 | 30 ' 00 " | 42 | 3 | 26.6 | LF | 1.5 | 30 ' 00 " | 36 | 9 | 31.0 | 625a | 621a | 1249a | 1255a | | | |
| Combined/Average | | | 3 | 15 ' 00 " | | | | 3.5 | 15 ' 00 " | | | | | 5 | 10 ' 00 " | | | | | 3 | 15 ' 00 " | | | | | 3 | 15 ' 00 " | | | | | | | | | | | |
| | | Alternates trips with 111 EAST MALL | | | | | | | | | | | | | | | | | | | | | | | | | | | | | | | | | | | | |
| Sunday | 22-Jun-14 | | | | | | | | | | | | | | | | | | | | | | | | | | | | | | | | | | | | | |
| 123B Kipling Stn – Long Branch via East Mall | 18.49 | | | | | | | LF | 2.5 | 20 ' 00 " | 48 | 2 | 23.1 | LF | 2.5 | 20 ' 00 " | 48 | 2 | 23.1 | LF | 1.5 | 30 ' 00 " | 42 | 3 | 26.4 | LF | 1.5 | 30 ' 00 " | 36 | 9 | 30.8 | 900a | 926a | 101a | 110a | | | |
| 123C Kipling Stn – Long Branch via North Queen | 18.61 | | | | | | | LF | 2.5 | 20 ' 00 " | 48 | 2 | 23.3 | LF | 2.5 | 20 ' 00 " | 48 | 2 | 23.3 | LF | 1.5 | 30 ' 00 " | 42 | 3 | 26.6 | LF | 1.5 | 30 ' 00 " | 36 | 9 | 31.0 | 848a | 912a | 1246a | 1255a | | | |
| Combined/Average | | | | | | | | 5 | 10 ' 00 " | | | | | 5 | 10 ' 00 " | | | | | 3 | 15 ' 00 " | | | | | 3 | 15 ' 00 " | | | | | | | | | | | |
| 115 SILVER HILLS | Wil | | | | | | | | | | | | | | | | | | | | | | | | | | | | | | | | | | | | | |
| Monday to Friday | 09-May-11 | | | | | | | | | | | | | | | | | | | | | | | | | | | | | | | | | | | | | |
| 115 York Mills Stn – Leslie | 12.83 | LF | 2 | 20 ' 00 " | 40 | 0 | 19.2 | LF | 2 | 20 ' 00 " | 40 | 0 | 19.2 | LF | 2 | 20 ' 00 " | 40 | 0 | 19.2 | LF | 1.5 | 30 ' 00 " | 35 | 3 | 22.0 | | | | | | | | | 639a | 620a | 1017p | 1000p | |
| | | Alternates trips with 122 GRAYDON HALL | | | | | | | | | | | | | | | | | | | | | | | | | | | | | | | | | | | | |
| Saturday | 14-May-11 | | | | | | | | | | | | | | | | | | | | | | | | | | | | | | | | | | | | | |
| 115 York Mills Stn – Leslie | 12.83 | LF | 1.5 | 30 ' 00 " | 35 | 2 | 22.0 | LF | 1.5 | 30 ' 00 " | 35 | 3 | 22.0 | LF | 1.5 | 30 ' 00 " | 35 | 3 | 22.0 | LF | 1.5 | 30 ' 00 " | 35 | 3 | 22.0 | | | | | | | | | | 627a | 610a | 1027p | 1010p |
| | | Alternates trips with 122 GRAYDON HALL | | | | | | | | | | | | | | | | | | | | | | | | | | | | | | | | | | | | |
| Sunday | 08-May-11 | | | | | | | | | | | | | | | | | | | | | | | | | | | | | | | | | | | | | |
| 115 York Mills Stn – Leslie | 12.83 | | | | | | | LF | 1.5 | 30 ' 00 " | 35 | 3 | 22.0 | LF | 1.5 | 30 ' 00 " | 35 | 3 | 22.0 | LF | 1.5 | 30 ' 00 " | 35 | 3 | 22.0 | | | | | | | | | | 857a | 840a | 1027p | 1010p |
| | | Alternates trips with 122 GRAYDON HALL | | | | | | | | | | | | | | | | | | | | | | | | | | | | | | | | | | | | |
| 403 SOUTH DON MILLS COMMUNITY BUS | W-T | | | | | | | | | | | | | | | | | | | | | | | | | | | | | | | | | | | | | |
| Monday to Friday | 2-Sep-97 | | | | | | | | | | | | | | | | | | | | | | | | | | | | | | | | | | | | | |
| 403 Don Mills Centre – East York Centre | | | | | | | | CB | 1 | 60 ' 00 " | 60 | 0 | | CB | 1 | 60 ' 00 " | 60 | 0 | | | | | | | | | | | | | | | | | 1030a | 1000a | 430p | 500p |



SERVICE SUMMARY

June 22 to July 19, 2014

| Route | RT dist (km) and date of last change | Veh type | No. of Veh | Service interval | Run time (min) | Term time (min) | Avg spd (km/h) | Veh type | No. of Veh | Service interval | Run time (min) | Term time (min) | Avg spd (km/h) | Veh type | No. of Veh | Service interval | Run time (min) | Term time (min) | Avg spd (km/h) | Veh type | No. of Veh | Service interval | Run time (min) | Term time (min) | Avg spd (km/h) | Veh type | No. of Veh | Service interval | Run time (min) | Term time (min) | Avg spd (km/h) | First dep NB or WB | First dep SB or EB | Last dep NB or WB | Last dep SB or EB | | | | |
|--|--------------------------------------|---|-------------------------------------|---------------------------------|----------------|-----------------|-------------------------------------|----------|------------|---------------------------------|-------------------------------------|-----------------|----------------|-----------|-----------------------------|------------------|----------------|-----------------|----------------------------|-----------|------------|------------------|----------------|-----------------|----------------|-----------|------------|------------------|----------------|-----------------|----------------|--------------------|--------------------|-------------------|-------------------|--|--|--|--|
| 88 SOUTH LEASIDE | Wil | | | | | | | | | | | | | | | | | | | | | | | | | | | | | | | | | | | | | | |
| Monday to Friday | 23-Jun-14 | | Monday-Friday morning peak period | | | | Monday-Friday midday | | | | Monday-Friday afternoon peak period | | | | Monday-Friday early evening | | | | Monday-Friday late evening | | | | | | | | | | | | | | | | | | | | |
| 88A St Clair Stn – Thorncliffe via Overlea | 13.30 | LF | 4 | 12 ' 00 " | 48 | 0 | 16.6 | LF | 1.5 | 30 ' 00 " | 40 | 5 | 20.0 | LF | 3.5 | 15 ' 00 " | 48 | 5 | 16.6 | LF | 1.5 | 30 ' 00 " | 40 | 5 | 20.0 | LF | 1 | 40 ' 00 " | 40 | 0 | 20.0 | 620a | 630a | 1220a | 1240a | | | | |
| 88B St Clair Stn – Thorncliffe via Wicksteed | 13.07 | LF | 4 | 12 ' 00 " | 48 | 0 | 16.3 | LF | 1.5 | 30 ' 00 " | 40 | 5 | 19.6 | LF | 3.5 | 15 ' 00 " | 48 | 5 | 16.3 | LF | 1.5 | 30 ' 00 " | 40 | 5 | 19.6 | LF | 1 | 40 ' 00 " | 40 | 0 | 19.6 | 550a | 610a | 1240a | 100a | | | | |
| Combined/Average | | | 8 | 6 ' 00 " | | | | 3 | 15 ' 00 " | | | | 7 | 7 ' 30 " | | | | | 3 | 15 ' 00 " | | | | | 2 | 20 ' 00 " | | | | | | | | | | | | | |
| Saturday | 28-Jun-14 | | Saturday early morning | | | | Saturday morning | | | | Saturday afternoon | | | | Saturday early evening | | | | Saturday late evening | | | | | | | | | | | | | | | | | | | | |
| 88A St Clair Stn – Thorncliffe via Overlea | 13.30 | LF | 1 | 40 ' 00 " | 40 | 0 | 20.0 | LF | 1 | 40 ' 00 " | 40 | 0 | 20.0 | LF | 1.5 | 30 ' 00 " | 40 | 5 | 20.0 | LF | 1 | 40 ' 00 " | 40 | 0 | 20.0 | LF | 1 | 40 ' 00 " | 40 | 0 | 20.0 | 630a | 610a | 1230a | 1250a | | | | |
| 88B St Clair Stn – Thorncliffe via Wicksteed | 13.07 | LF | 1 | 40 ' 00 " | 40 | 0 | 19.6 | LF | 1 | 40 ' 00 " | 40 | 0 | 19.6 | LF | 1.5 | 30 ' 00 " | 40 | 5 | 19.6 | LF | 1 | 40 ' 00 " | 40 | 0 | 19.6 | LF | 1 | 40 ' 00 " | 40 | 0 | 19.6 | 610a | 630a | 1250a | 110a | | | | |
| Combined/Average | | | 2 | 20 ' 00 " | | | | 2 | 20 ' 00 " | | | | 3 | 15 ' 00 " | | | | | 2 | 20 ' 00 " | | | | | 2 | 20 ' 00 " | | | | | | | | | | | | | |
| Sunday | 22-Jun-14 | | Sunday morning | | | | Sunday afternoon | | | | Sunday early evening | | | | Sunday late evening | | | | | | | | | | | | | | | | | | | | | | | | |
| 88A St Clair Stn – Thorncliffe via Overlea | 13.30 | LF | 1 | 40 ' 00 " | 40 | 0 | 20.0 | LF | 1 | 40 ' 00 " | 40 | 0 | 20.0 | LF | 1 | 40 ' 00 " | 40 | 0 | 20.0 | LF | 1 | 40 ' 00 " | 40 | 0 | 20.0 | LF | 1 | 40 ' 00 " | 40 | 0 | 20.0 | 950a | 930a | 1230a | 1250a | | | | |
| 88B St Clair Stn – Thorncliffe via Wicksteed | 13.07 | LF | 1 | 40 ' 00 " | 40 | 0 | 19.6 | LF | 1 | 40 ' 00 " | 40 | 0 | 19.6 | LF | 1 | 40 ' 00 " | 40 | 0 | 19.6 | LF | 1 | 40 ' 00 " | 40 | 0 | 19.6 | LF | 1 | 40 ' 00 " | 40 | 0 | 19.6 | 930a | 910a | 1250a | 110a | | | | |
| Combined/Average | | | 2 | 20 ' 00 " | | | | 2 | 20 ' 00 " | | | | 2 | 20 ' 00 " | | | | | 2 | 20 ' 00 " | | | | | 2 | 20 ' 00 " | | | | | | | | | | | | | |
| 510 SPADINA | Rus/MtD | Due to Trackwork buses are operating between King and Queens Quay Loop, and service on Queens Quay West is provided by the 509 HARBOURFRONT bus. Russell Carhouse access via Gerrard and Coxwell during TTC Trackwork at Queen & Broadview. | | | | | | | | | | | | | | | | | | | | | | | | | | | | | | | | | | | | | |
| Monday to Friday | 23-Jun-14 | | Monday-Friday morning peak period | | | | Monday-Friday midday | | | | Monday-Friday afternoon peak period | | | | Monday-Friday early evening | | | | Monday-Friday late evening | | | | | | | | | | | | | | | | | | | | |
| 510 Spadina Stn – King | 6.31 | CLRV | 12 | 2 ' 30 " | 28 | 2 | 13.5 | CLRV | 16 | 1 ' 56 " | 28 | 3 | 13.5 | CLRV | 18 | 2 ' 00 " | 31 | 5 | 12.2 | CLRV | 16 | 2 ' 15 " | 31 | 5 | 12.2 | CLRV | 5 | 6 ' 00 " | 28 | 2 | 13.5 | 450a | 500a | 230a | 215a | | | | |
| 510 King – Queens Quay & Spadina | 2.83 | LF | 5 | 6 ' 00 " | 27 | 3 | 6.3 | LF | 5 | 6 ' 00 " | 26 | 4 | 6.5 | LF | 5 | 6 ' 00 " | 27 | 3 | 6.3 | LF | 4 | 6 ' 00 " | 20 | 4 | 8.5 | LF | 3 | 6 ' 00 " | 18 | 0 | 9.4 | 457a | 511a | 224a | 217a | | | | |
| Saturday | 28-Jun-14 | | Saturday early morning | | | | Saturday morning | | | | Saturday afternoon | | | | Saturday early evening | | | | Saturday late evening | | | | | | | | | | | | | | | | | | | | |
| 510 Spadina Stn – King | 6.31 | CLRV | 5 | 6 ' 00 " | 27 | 3 | 14.0 | CLRV | 12 | 2 ' 30 " | 27 | 3 | 14.0 | CLRV | 18 | 2 ' 00 " | 33 | 3 | 11.5 | CLRV | 12 | 2 ' 30 " | 28 | 2 | 13.5 | CLRV | 5 | 6 ' 00 " | 28 | 2 | 13.5 | 450a | 500a | 233a | 245a | | | | |
| 510 King – Queens Quay & Spadina | 2.83 | LF | 3 | 6 ' 00 " | 16 | 2 | 10.6 | LF | 4 | 6 ' 00 " | 22 | 2 | 7.7 | LF | 4 | 6 ' 00 " | 22 | 2 | 7.7 | LF | 4 | 6 ' 00 " | 20 | 4 | 8.5 | LF | 3 | 6 ' 00 " | 16 | 2 | 10.6 | 524a | 519a | 224a | 231a | | | | |
| Sunday | 22-Jun-14 | | Sunday early morning | | | | Sunday morning | | | | Sunday afternoon | | | | Sunday early evening | | | | Sunday late evening | | | | | | | | | | | | | | | | | | | | |
| 510 Spadina Stn – King | 6.31 | CLRV | 2 | 15 ' 00 " | 28 | 2 | 13.5 | CLRV | 12 | 2 ' 50 " | 30 | 4 | 12.6 | CLRV | 15 | 2 ' 10 " | 30 | 3 | 12.6 | CLRV | 5 | 6 ' 00 " | 28 | 2 | 13.5 | CLRV | 5 | 6 ' 00 " | 28 | 2 | 13.5 | 448a | 500a | 233a | 245a | | | | |
| 510 King – Queens Quay & Spadina | 2.83 | LF | 2 | 10 ' 00 " | 16 | 4 | 10.6 | LF | 3 | 8 ' 00 " | 20 | 4 | 8.5 | LF | 4 | 6 ' 00 " | 20 | 4 | 8.5 | LF | 3 | 6 ' 00 " | 18 | 0 | 9.4 | LF | 3 | 6 ' 00 " | 16 | 2 | 10.6 | 524a | 520a | 224a | 231a | | | | |
| 750 STANDBY BUSES | Egl | | | | | | | | | | | | | | | | | | | | | | | | | | | | | | | | | | | | | | |
| Monday to Friday | 04-Jan-10 | | Monday-Friday midday | | | | Monday-Friday afternoon peak period | | | | | | | | | | | | | | | | | | | | | | | | | | | | | | | | |
| Standby – Downtown Gap Bus | | LF | 1 | Spadina Stn | | | | LF | 1 | Spadina Stn | | | | | | | | | | | | | | | | | | | | | | | | | | | | | |
| Standby – Downtown Gap Bus | | LF | 1 | Spadina / Queens Quay Lp | | | | LF | 1 | Spadina / Queens Quay Lp | | | | | | | | | | | | | | | | | | | | | | | | | | | | | |
| Standby – Downtown Gap Bus | | LF | 1 | St Clair Stn | | | | LF | 1 | St Clair Stn | | | | | | | | | | | | | | | | | | | | | | | | | | | | | |
| | | | 3 | | | | 3 | | | | | | 3 | | | | | | | | | | | | | | | | | | | | | | | | | | |
| 752 STANDBY BUSES | Qsy | | | | | | | | | | | | | | | | | | | | | | | | | | | | | | | | | | | | | | |
| Monday to Friday | 23-Jun-14 | Monday-Friday morning peak period | | | | | | | | | | | | | | | | | | | | | | | | | | | | | | | | | | | | | |
| Standby buses – Queensway | | No summer service. | | | | | | | | | | | | | | | | | | | | | | | | | | | | | | | | | | | | | |
| 535 STANDBY CARS | Ron/Rus | | | | | | | | | | | | | | | | | | | | | | | | | | | | | | | | | | | | | | |
| Monday to Friday | 01-Apr-13 | | Monday-Friday afternoon peak period | | | | | | | | | | | | | | | | | | | | | | | | | | | | | | | | | | | | |
| Standby cars | | CLRV | 2 | Russell carhouse | | | | | | | | | | | | | | | | | | | | | | | | | | | | | | | | | | | |

Union Stn-Spadina Stn is NB
Spadina Stn-Union Stn is SB

**TORONTO TRANSIT COMMISSION****SERVICE SUMMARY**

June 22 to July 19, 2014

| Route | RT dist (km) and date of last change | Veh type | No. of Veh | Service interval | Run time (min) | Term time (min) | Avg spd (km/h) | Veh type | No. of Veh | Service interval | Run time (min) | Term time (min) | Avg spd (km/h) | Veh type | No. of Veh | Service interval | Run time (min) | Term time (min) | Avg spd (km/h) | Veh type | No. of Veh | Service interval | Run time (min) | Term time (min) | Avg spd (km/h) | Veh type | No. of Veh | Service interval | Run time (min) | Term time (min) | Avg spd (km/h) | First dep NB or WB | First dep SB or EB | Last dep NB or WB | Last dep SB or EB | | | | | | |
|------------------------------------|--------------------------------------|-----------|------------|--|----------------|-----------------|----------------|-------------------------------|------------|------------------|----------------|--|----------------|----------|------------|------------------------------------|----------------|-----------------|----------------|-----------------------------------|------------|------------------|----------------|-----------------|----------------|-----------|------------|------------------|----------------|-----------------|----------------|--------------------|--------------------|-------------------|-------------------|-----------|--|-----------|--|------------|--|
| 53 STEELES EAST | | Mal | | | | | | | | | | | | | | | | | | | | | | | | | | | | | | | | | | | | | | | |
| Monday to Friday | | 06-Jan-14 | | Monday-Friday morning peak period | | | | Monday-Friday midday | | | | Monday-Friday afternoon peak period | | | | Monday-Friday early evening | | | | Monday-Friday late evening | | | | | | | | | | | | | | | | | | | | | |
| 53A Finch Stn – Staines | | 37.31 | | | | | | Lift 1 23 ' 00 " 114 1 19.6 | | | | | | | | Lift 1 20 ' 00 " 106 4 21.1 | | | | Lift 6 18 ' 00 " 106 2 21.1 | | | | 900a 657p | | 848a 700p | | 245p 137a | | 255p 100a | | | | | | | | | | | |
| 53B Finch Stn – Markham Rd | | 34.52 | | Lift | 21 | 4 ' 45 " | 99 | 1 | 20.9 | Lift | 16 | 5 ' 45 " | 90 | 2 | 23.0 | Lift | 21 | 5 ' 00 " | 105 | 0 | 19.7 | Lift | 18 | 5 ' 00 " | 90 | 0 | 23.0 | Lift | 5 | 18 ' 00 " | 90 | 0 | 23.0 | 423a 615a | | 515a 630a | | 154a 857a | | 212a 843a | |
| 53E Finch Stn – Markham Rd Express | | 34.52 | | Lift | 19 | 4 ' 45 " | 90 | 1 | 23.1 | | | | | Lift | 19 | 5 ' 00 " | 95 | 0 | 21.8 | | | | | 300p | | 313p | | 636p | | 648p | | | | | | | | | | | |
| 53F Finch Stn – Staines Express | | 37.31 | | Lift | 2 | 14 ' 15 " | 118 | 1 | 19.0 | | | | | Lift | 2 | 15 ' 00 " | 119 | 6 | 18.8 | | | | | 515a 301p | | 611a 308p | | 834a 630p | | 819a 638p | | | | | | | | | | | |
| Combined/Average | | | | 42 2 ' 22 " | | | | 17 5 ' 45 " | | | | 42 2 ' 30 " | | | | 19 5 ' 00 " | | | | 11 9 ' 00 " | | | | | | | | | | | | | | | | | | | | | |
| | | | | Every 3rd 53E operates as 53F | | | | Every 4th 53B operates as 53A | | | | Every 3rd 53E operates as 53F | | | | Every 4th 53B operates as 53A | | | | | | | | | | | | | | | | | | | | | | | | | |
| Saturday | | 07-Sep-13 | | Saturday early morning | | | | Saturday morning | | | | Saturday afternoon | | | | Saturday early evening | | | | Saturday late evening | | | | | | | | | | | | | | | | | | | | | |
| 53A Finch Stn – Staines | | 37.31 | | Lift | 4 | 27 ' 00 " | 102 | 6 | 21.9 | Lift | 1 | 24 ' 00 " | 119 | 1 | 18.8 | Lift | 1 | 24 ' 00 " | 119 | 1 | 18.8 | Lift | 6 | 19 ' 00 " | 114 | 0 | 19.6 | Lift | 5 | 20 ' 00 " | 96 | 4 | 23.3 | 608a 657p | | 605a 700p | | 131a 137a | | 1258a 100a | |
| 53B Finch Stn – Markham Rd | | 34.52 | | Lift | 3 | 27 ' 00 " | 80 | 1 | 25.9 | Lift | 12 | 8 ' 00 " | 95 | 1 | 21.8 | Lift | 16 | 6 ' 00 " | 95 | 1 | 21.8 | Lift | 5 | 19 ' 00 " | 90 | 5 | 23.0 | Lift | 4 | 20 ' 00 " | 80 | 0 | 25.9 | 605a 300p | | 618a 313p | | 152a 636p | | 206a 648p | |
| Combined/Average | | | | 7 13 ' 30 " | | | | 13 8 ' 00 " | | | | 17 6 ' 00 " | | | | 11 9 ' 30 " | | | | 9 10 ' 00 " | | | | | | | | | | | | | | | | | | | | | |
| | | | | Every 3rd 53B operates as 53A | | | | Every 3rd 53B operates as 53A | | | | Every 4th 53B operates as 53A | | | | Every 4th 53B operates as 53A | | | | | | | | | | | | | | | | | | | | | | | | | |
| Sunday | | 01-Sep-13 | | Sunday early morning | | | | Sunday morning | | | | Sunday afternoon | | | | Sunday early evening | | | | Sunday late evening | | | | | | | | | | | | | | | | | | | | | |
| 53A Finch Stn – Staines | | 37.31 | | Lift | 1 | 27 ' 00 " | 110 | 7 | 20.4 | Lift | 1 | 27 ' 00 " | 110 | 7 | 20.4 | Lift | 1 | 26 ' 00 " | 114 | 3 | 19.6 | Lift | 6 | 19 ' 00 " | 114 | 0 | 19.6 | Lift | 5 | 20 ' 00 " | 96 | 4 | 23.3 | 639a 700a | | 728a 719a | | 117a 111a | | 105a 151a | |
| 53B Finch Stn – Markham Rd | | 34.52 | | Lift | 10 | 9 ' 00 " | 86 | 4 | 24.1 | Lift | 10 | 9 ' 00 " | 86 | 4 | 24.1 | Lift | 14 | 6 ' 30 " | 90 | 1 | 23.0 | Lift | 5 | 19 ' 00 " | 90 | 5 | 23.0 | Lift | 4 | 20 ' 00 " | 80 | 0 | 25.9 | 700a 324p | | 719a 304p | | 111a 640p | | 151a 606p | |
| Combined/Average | | | | 11 9 ' 00 " | | | | 11 9 ' 00 " | | | | 15 6 ' 30 " | | | | 11 9 ' 30 " | | | | 9 10 ' 00 " | | | | | | | | | | | | | | | | | | | | | |
| | | | | Every 3rd 53B operates as 53A | | | | Every 3rd 53B operates as 53A | | | | Every 4th 53B operates as 53A | | | | Every 4th 53B operates as 53A | | | | | | | | | | | | | | | | | | | | | | | | | |
| 353 STEELES EAST | | Mal | | | | | | | | | | | | | | | | | | | | | | | | | | | | | | | | | | | | | | | |
| Overnight, 7 days a week | | 01-Sep-13 | | Monday-Friday overnight | | | | Saturday overnight | | | | Sunday overnight | | | | | | | | | | | | | | | | | | | | | | | | | | | | | |
| 353 Yonge – Markham Rd | | 30.34 | | Lift | 2 | 30 ' 00 " | 55 | 5 | 33.1 | Lift | 2 | 30 ' 00 " | 55 | 5 | 33.1 | Lift | 2 | 30 ' 00 " | 55 | 5 | 33.1 | | | | | | | | | | | | | | | | | | | | |
| 60 STEELES WEST | | Arw | | | | | | | | | | | | | | | | | | | | | | | | | | | | | | | | | | | | | | | |
| Monday to Friday | | 23-Jun-14 | | Monday-Friday morning peak period | | | | Monday-Friday midday | | | | Monday-Friday afternoon peak period | | | | Monday-Friday early evening | | | | Monday-Friday late evening | | | | | | | | | | | | | | | | | | | | | |
| 60B Finch Stn – Martin Grove | | 35.97 | | | | | | | | | | | | | | LF 6 17 ' 00 " 94 8 23.0 | | | | LF 4.5 18 ' 00 " 76 5 28.4 | | | | 602p | | 450a 704p | | 133a 126a | | 609a 126a | | | | | | | | | | | |
| 60C Finch Stn – York University | | 20.15 | | LF | 10 | 7 ' 00 " | 66 | 4 | 18.3 | LF | 5 | 13 ' 00 " | 65 | 0 | 18.6 | LF | 9 | 9 ' 00 " | 74 | 7 | 16.3 | LF | 4 | 17 ' 00 " | 66 | 2 | 18.3 | LF | 3.5 | 18 ' 00 " | 56 | 7 | 21.6 | 644a 523a | | 620a 613a | | 215a 552p | | 124a 641p | |
| 60D Finch Stn – Highway 27 | | 39.22 | | LF | 18 | 7 ' 00 " | 120 | 6 | 19.6 | LF | 8 | 13 ' 00 " | 102 | 2 | 23.1 | LF | 15 | 9 ' 00 " | 126 | 9 | 18.7 | LF | 15 | 9 ' 00 " | 126 | 9 | 18.7 | | | | | 600a 324p | | 636a 304p | | 834a 640p | | 842a 606p | | | |
| 60E Finch Stn – Kipling Express | | 29.99 | | LF | 7 | 14 ' 00 " | 96 | 2 | 18.7 | | | | | LF | 7 | 14 ' 00 " | 96 | 2 | 18.7 | | | | | | | | | | | | | | | | | | | | | | |
| Combined/Average | | | | 35 2 ' 48 " | | | | 13 6 ' 30 " | | | | 31 3 ' 24 " | | | | 10 8 ' 30 " | | | | 8 9 ' 00 " | | | | | | | | | | | | | | | | | | | | | |
| Saturday | | 13-Oct-12 | | Saturday early morning | | | | Saturday morning | | | | Saturday afternoon | | | | Saturday early evening | | | | Saturday late evening | | | | | | | | | | | | | | | | | | | | | |
| 60B Finch Stn – Martin Grove | | 35.97 | | | | | | | | | | | | | | LF 4 20 ' 00 " 80 0 27.0 | | | | LF 3.5 24 ' 00 " 76 8 28.4 | | | | 616p | | 530a 704p | | 148a 120a | | 545a 120a | | | | | | | | | | | |
| 60C Finch Stn – York University | | 20.15 | | | | | | | | | | | | | | LF 3 20 ' 00 " 54 6 22.4 | | | | LF 2.5 24 ' 00 " 50 10 24.2 | | | | 828a | | 855a | | 215a 100a | | 100a | | | | | | | | | | | |
| 60D Finch Stn – Highway 27 | | 39.22 | | LF | 6 | 15 ' 00 " | 88 | 2 | 26.7 | LF | 9 | 11 ' 00 " | 92 | 7 | 25.6 | LF | 9 | 11 ' 00 " | 92 | 7 | 25.6 | | | | | | | | | 530a | | 559a | | 605p 646p | | | | | | | |
| Combined/Average | | | | 6 15 ' 00 " | | | | 14 5 ' 30 " | | | | 14 5 ' 30 " | | | | 7 10 ' 00 " | | | | 6 12 ' 00 " | | | | | | | | | | | | | | | | | | | | | |
| Sunday | | 31-Mar-13 | | Sunday morning | | | | Sunday afternoon | | | | Sunday early evening | | | | Sunday late evening | | | | | | | | | | | | | | | | | | | | | | | | | |
| 60B Finch Stn – Martin Grove | | 35.97 | | LF | 5.5 | 16 ' 00 " | 84 | 4 | 25.7 | LF | 7.5 | 11 ' 20 " | 84 | 1 | 25.7 | LF | 4 | 20 ' 00 " | 80 | 0 | 27.0 | LF | 3.5 | 24 ' 00 " | 76 | 8 | 28.4 | 740a 918a | | 827a 931a | | 105a 215a | | 132a 130a | | | | | | | |
| 60C Finch Stn – York University | | 20.15 | | LF | 3.5 | 16 ' 00 " | 54 | 2 | 22.4 | LF | 5.5 | 11 ' 20 " | 54 | 9 | 22.5 | LF | 3 | 20 ' 00 " | 54 | 6 | 22.4 | | | | | | | | | | | | | | | | | | | | |
| Combined/Average | | | | 9 8 ' 00 " | | | | 13 5 ' 40 " | | | | 7 10 ' 00 " | | | | 6 12 ' 00 " | | | | | | | | | | | | | | | | | | | | | | | | | |



SERVICE SUMMARY

June 22 to July 19, 2014

| Route | RT dist (km) and date of last change | Veh type | No. of Veh | Service interval | Run time (min) | Term time (min) | Avg spd (km/h) | Veh type | No. of Veh | Service interval | Run time (min) | Term time (min) | Avg spd (km/h) | Veh type | No. of Veh | Service interval | Run time (min) | Term time (min) | Avg spd (km/h) | Veh type | No. of Veh | Service interval | Run time (min) | Term time (min) | Avg spd (km/h) | Veh type | No. of Veh | Service interval | Run time (min) | Term time (min) | Avg spd (km/h) | First dep NB or WB | First dep SB or EB | Last dep NB or WB | Last dep SB or EB | | | | | | | | |
|---|--------------------------------------|----------|---|------------------|----------------|-----------------|----------------|------------------------------------|------------|------------------|----------------|-----------------|-------------------------------------|----------|------------|------------------|----------------|---|----------------|----------|------------|------------------|----------------------------|-----------------|----------------|----------|------------|------------------|----------------|-----------------|----------------|--------------------|--------------------|-------------------|-------------------|-------|-------|--|--|--|--|--|--|
| 124 SUNNYBROOK | Wil | | | | | | | | | | | | | | | | | | | | | | | | | | | | | | | | | | | | | | | | | | |
| Monday to Friday | 23-Jun-14 | | Monday-Friday morning peak period | | | | | Monday-Friday midday | | | | | Monday-Friday afternoon peak period | | | | | Monday-Friday early evening | | | | | Monday-Friday late evening | | | | | | | | | | | | | | | | | | | | |
| 124 Lawrence Stn – Sunnybrook Hospital | 5.51 | LF | 4 | 6' 30" | 26 | 0 | 12.7 | LF | 3 | 8' 00" | 22 | 2 | 15.0 | LF | 5 | 6' 00" | 30 | 0 | 11.0 | LF | 1 | 20' 00" | 20 | 0 | 16.5 | LF | 1 | 20' 00" | 20 | 0 | 16.5 | | | 610a | 558a | 110a | 100a | | | | | | |
| Saturday | 29-Nov-08 | | Saturday early morning | | | | | Saturday morning | | | | | Saturday afternoon | | | | | Saturday early evening | | | | | Saturday late evening | | | | | | | | | | | | | | | | | | | | |
| 124 Lawrence Stn – Sunnybrook Hospital | 5.51 | LF | 1 | 20' 00" | 20 | 0 | 16.5 | LF | 1 | 20' 00" | 20 | 0 | 16.5 | LF | 1 | 20' 00" | 20 | 0 | 16.5 | LF | 1 | 20' 00" | 20 | 0 | 16.5 | LF | 1 | 20' 00" | 20 | 0 | 16.5 | | | 550a | 540a | 110a | 100a | | | | | | |
| Sunday | 08-May-11 | | Sunday morning | | | | | Sunday afternoon | | | | | Sunday early evening | | | | | | | | | | | | | | | | | | | | | | | | | | | | | | |
| 124 Lawrence Stn – Sunnybrook Hospital | 5.51 | LF | 1 | 20' 00" | 20 | 0 | 16.5 | LF | 1 | 20' 00" | 20 | 0 | 16.5 | LF | 1 | 20' 00" | 20 | 0 | 16.5 | LF | 1 | 20' 00" | 20 | 0 | 16.5 | | | | | | | | | 750a | 740a | 1010p | 1000p | | | | | | |
| 77 SWANSEA | MtD | | | | | | | | | | | | | | | | | | | | | | | | | | | | | | | | | | | | | | | | | | |
| Monday to Friday | 23-Jun-14 | | Monday-Friday morning peak period | | | | | Monday-Friday midday | | | | | Monday-Friday afternoon peak period | | | | | Monday-Friday early evening | | | | | Monday-Friday late evening | | | | | | | | | | | | | | | | | | | | |
| 77 Runnymede Stn-Queensway | 6.12 | LF | 3 | 9' 00" | 26 | 1 | 14.1 | LF | 2 | 12' 00" | 21 | 3 | 17.5 | LF | 2 | 12' 00" | 23 | 1 | 16.0 | LF | 1 | 22' 00" | 22 | 0 | 16.7 | LF | 1 | 20' 00" | 15 | 5 | 24.5 | | | 548a | 535a | 135a | 124a | | | | | | |
| | | | | | | | | Alternates trips with 71 RUNNYMEDE | | | | | Alternates trips with 71 RUNNYMEDE | | | | | Alternates trips with 71 RUNNYMEDE (St Clair branch only) | | | | | | | | | | | | | | | | | | | | | | | | | |
| Saturday | 06-Aug-11 | | Saturday early morning | | | | | Saturday morning | | | | | Saturday afternoon | | | | | Saturday early evening | | | | | Saturday late evening | | | | | | | | | | | | | | | | | | | | |
| 77 Runnymede Stn-Queensway | 6.12 | LF | 1 | 20' 00" | 15 | 5 | 24.5 | LF | 1 | 20' 00" | 19 | 1 | 19.3 | LF | 1 | 20' 00" | 19 | 1 | 19.3 | LF | 1 | 20' 00" | 18 | 2 | 20.4 | LF | 1 | 20' 00" | 15 | 5 | 24.5 | | | 610a | 619a | 135a | 124a | | | | | | |
| Sunday | 31-Jul-11 | | Sunday morning | | | | | Sunday afternoon | | | | | Sunday early evening | | | | | Sunday late evening | | | | | | | | | | | | | | | | | | | | | | | | | |
| 77 Runnymede Stn-Queensway | 6.12 | LF | 1 | 20' 00" | 19 | 1 | 19.3 | LF | 1 | 20' 00" | 19 | 1 | 19.3 | LF | 1 | 20' 00" | 17 | 3 | 21.6 | LF | 1 | 20' 00" | 17 | 3 | 21.6 | LF | 1 | 20' 00" | 15 | 5 | 24.5 | | | 854a | 840a | 112a | 124a | | | | | | |
| 168 SYMINGTON | Qsy | | | | | | | | | | | | | | | | | | | | | | | | | | | | | | | | | | | | | | | | | | |
| Monday to Friday | 23-Jun-14 | | Monday-Friday morning peak period | | | | | Monday-Friday midday | | | | | Monday-Friday afternoon peak period | | | | | Monday-Friday early evening | | | | | Monday-Friday late evening | | | | | | | | | | | | | | | | | | | | |
| 168 Dundas W. Stn – Rogers Rd & Weston Rd | 9.59 | LF | 9 | 4' 30" | 38 | 3 | 15.1 | LF | 5 | 8' 00" | 38 | 2 | 15.1 | LF | 6 | 7' 30" | 44 | 1 | 13.1 | LF | 4 | 10' 00" | 36 | 4 | 16.0 | LF | 3 | 12' 00" | 30 | 6 | 19.2 | | | 442a | 450a | 206a | 151a | | | | | | |
| Saturday | 05-Apr-14 | | Saturday early morning | | | | | Saturday morning | | | | | Saturday afternoon | | | | | Saturday early evening | | | | | Saturday late evening | | | | | | | | | | | | | | | | | | | | |
| 168 Dundas W. Stn – Rogers Rd & Weston Rd | 9.59 | LF | 3 | 10' 40" | 30 | 2 | 19.2 | LF | 5 | 10' 00" | 48 | 2 | 12.0 | LF | 6 | 8' 30" | 48 | 3 | 12.0 | LF | 3 | 12' 00" | 33 | 3 | 17.4 | LF | 3 | 12' 00" | 30 | 6 | 19.2 | | | 442a | 451a | 206a | 151a | | | | | | |
| Sunday | 30-Mar-14 | | Sunday early morning | | | | | Sunday morning | | | | | Sunday afternoon | | | | | Sunday early evening | | | | | Sunday late evening | | | | | | | | | | | | | | | | | | | | |
| 168 Dundas W. Stn – Rogers Rd & Weston Rd | 9.59 | LF | 2 | 20' 00" | 34 | 6 | 16.9 | LF | 4 | 10' 00" | 38 | 2 | 15.1 | LF | 5 | 9' 00" | 43 | 2 | 13.4 | LF | 3 | 12' 00" | 33 | 3 | 17.4 | LF | 3 | 12' 00" | 30 | 6 | 19.2 | | | 640a | 643a | 206a | 151a | | | | | | |
| 81 THORNCLIFFE PARK | Bir | | | | | | | | | | | | | | | | | | | | | | | | | | | | | | | | | | | | | | | | | | |
| Monday to Friday | 23-Jun-14 | | Monday-Friday morning peak period | | | | | Monday-Friday midday | | | | | Monday-Friday afternoon peak period | | | | | Monday-Friday early evening | | | | | Monday-Friday late evening | | | | | | | | | | | | | | | | | | | | |
| 81 Pape Stn – Thorncliffe | 8.29 | LF | 5 | 6' 00" | 28 | 2 | 17.8 | LF | 3 | 10' 00" | 30 | 0 | 16.6 | LF | 4 | 7' 00" | 28 | 0 | 17.8 | LF | 3 | 10' 00" | 30 | 0 | 16.6 | LF | 2 | 12' 00" | 24 | 0 | 20.7 | | | 525a | 510a | 120a | 111a | | | | | | |
| Saturday | 25-Jun-05 | | Saturday early morning | | | | | Saturday morning | | | | | Saturday afternoon | | | | | Saturday early evening | | | | | Saturday late evening | | | | | | | | | | | | | | | | | | | | |
| 81 Pape Stn – Thorncliffe | 8.29 | LF | 1 | 30' 00" | 30 | 0 | 16.6 | LF | 4 | 7' 30" | 30 | 0 | 16.6 | LF | 4 | 7' 30" | 30 | 0 | 16.6 | LF | 2 | 12' 00" | 24 | 0 | 20.7 | LF | 2 | 12' 00" | 24 | 0 | 20.7 | | | 545a | 530a | 120a | 111a | | | | | | |
| Sunday | 19-Jun-05 | | Sunday early morning | | | | | Sunday morning | | | | | Sunday afternoon | | | | | Sunday early evening | | | | | Sunday late evening | | | | | | | | | | | | | | | | | | | | |
| 81 Pape Stn – Thorncliffe | 8.29 | LF | 1 | 30' 00" | 30 | 0 | 16.6 | LF | 3 | 10' 00" | 30 | 0 | 16.6 | LF | 3 | 10' 00" | 30 | 0 | 16.6 | LF | 2 | 12' 00" | 24 | 0 | 20.7 | LF | 2 | 12' 00" | 24 | 0 | 20.7 | | | 645a | 630a | 120a | 111a | | | | | | |
| Loops clockwise on Thorncliffe Park Drive before 330p, and loops counter-clockwise on Thorncliffe Park Drive after 330p | | | | | | | | | | | | | | | | | | | | | | | | | | | | | | | | | | | | | | | | | | | |
| 407 TORONTO REHAB CARDIAC CENTRE COMMUNITY LINK | W-T | | | | | | | | | | | | | | | | | | | | | | | | | | | | | | | | | | | | | | | | | | |
| Monday to Friday | | WT | Number of trips and trip times vary by day of the week (no Saturday, Sunday, or holiday service). See http://www3.ttc.ca/Routes/index.jsp for more information. | | | | | | | | | | | | | | | | | | | | | | | | | | | | | | | | | | | | | | | | |
| 10 VAN HORNE | Wil | | See 169 HUNTINGWOOD | | | | | | | | | | | | | | | | | | | | | | | | | | | | | | | | | | | | | | | | |



SERVICE SUMMARY

June 22 to July 19, 2014

| Route | RT dist (km) and date of last change | Veh type | No. of Veh | Service interval | Run time (min) | Term time (min) | Avg spd (km/h) | Veh type | No. of Veh | Service interval | Run time (min) | Term time (min) | Avg spd (km/h) | Veh type | No. of Veh | Service interval | Run time (min) | Term time (min) | Avg spd (km/h) | Veh type | No. of Veh | Service interval | Run time (min) | Term time (min) | Avg spd (km/h) | First dep NB or WB | First dep SB or EB | Last dep NB or WB | Last dep SB or EB | | | | | | | | | | | |
|--|--------------------------------------|---|------------|--|----------------|-----------------|----------------|----------|--|------------------|----------------|-----------------|----------------|----------|------------|----------------------|----------------|-----------------|----------------|-------------------------------------|-----------------------|--|----------------|-----------------------------|----------------|--------------------|--|----------------------------|-------------------|---|------|------|------|------|------|--|--|--|--|--|
| 90 VAUGHAN | Wil | Due to Metrolinx construction on Eglinton, the peak period 90B branch is temporarily suspended. | | | | | | | | | | | | | | | | | | | | | | | | | | | | | | | | | | | | | | |
| Monday to Friday | 23-Jun-14 | Monday-Friday morning peak period | | | | | | | | | | | | | | Monday-Friday midday | | | | Monday-Friday afternoon peak period | | | | Monday-Friday early evening | | | | Monday-Friday late evening | | | | | | | | | | | | |
| 90A St Clair West Stn – Oakwood | 5.47 | LF | 5 | 5' 00" | 23 | 2 | 14.3 | LF | 3 | 8' 00" | 22 | 2 | 14.9 | LF | 4 | 6' 30" | 24 | 2 | 13.7 | LF | 2 | 12' 00" | 24 | 0 | 13.7 | LF | 2 | 10' 00" | 20 | 0 | 16.4 | 529a | 525a | 208a | 158a | | | | | |
| Saturday | 05-Apr-14 | Saturday early morning | | | | | | | | | | | | | | Saturday morning | | | | Saturday afternoon | | | | Saturday early evening | | | | Saturday late evening | | | | | | | | | | | | |
| 90A St Clair West Stn – Oakwood | 5.47 | LF | 2 | 12' 00" | 24 | 0 | 13.7 | LF | 3 | 8' 00" | 24 | 0 | 13.7 | LF | 3 | 8' 00" | 24 | 0 | 13.7 | LF | 2 | 12' 00" | 24 | 0 | 13.7 | LF | 2 | 10' 00" | 20 | 0 | 16.4 | 610a | 610a | 110a | 100a | | | | | |
| Sunday | 01-Sep-13 | Sunday morning | | | | | | | | | | | | | | Sunday afternoon | | | | Sunday early evening | | | | Sunday late evening | | | | | | | | | | | | | | | | |
| 90A St Clair West Stn – Oakwood | 5.47 | LF | 2 | 12' 00" | 24 | 0 | 13.7 | LF | 3 | 8' 00" | 24 | 0 | 13.7 | LF | 2 | 12' 00" | 24 | 0 | 13.7 | LF | 2 | 12' 00" | 24 | 0 | 13.7 | LF | 1 | 20' 00" | 20 | 0 | 16.4 | 830a | 842a | 110a | 100a | | | | | |
| 24 VICTORIA PARK | Bir | Service outside Toronto north of Steeles Avenue is provided under contract to York Region | | | | | | | | | | | | | | | | | | | | | | | | | | | | | | | | | | | | | | |
| Monday to Friday | 06-Jan-14 | Monday-Friday morning peak period | | | | | | | | | | | | | | Monday-Friday midday | | | | Monday-Friday afternoon peak period | | | | Monday-Friday early evening | | | | Monday-Friday late evening | | | | | | | | | | | | |
| 24 Victoria Park Stn – Steeles | 30.58 | LF | 15 | 6' 00" | 90 | 0 | 20.4 | LF | 9 | 10' 00" | 90 | 0 | 20.4 | LF | 13 | 7' 30" | 96 | 2 | 19.1 | LF | 9 | 9' 00" | 81 | 0 | 22.7 | LF | 7 | 10' 00" | 70 | 0 | 26.2 | 448a | 516a | 125a | 200a | | | | | |
| 24B Victoria Park Stn – Don Mills Stn via Consumers Rd | 24.53 | LF | 6 | 14' 00" | 82 | 2 | 17.9 | LF | 3 | 30' 00" | 75 | 15 | 19.6 | LF | 6 | 14' 30" | 87 | 0 | 16.9 | | | | | | | | | | | | | | | | | | | | | |
| 24D Victoria Park Stn – Major Mackenzie | 57.69 | | | | | | | LF | 2 | 30' 00" | 136 | 14 | 25.5 | | | | | | | LF | 2 | 27' 00" | 117 | 0 | 29.6 | | | | | | | | | | | | | | | |
| Combined/Average | | | 21 | 4' 12" | | | | | 14 | 7' 30" | | | | | 19 | 4' 57" | | | | | 11 | 9' 00" | | | | | 7 | 10' 00" | | | | | | | | | | | | |
| | | | | | | | | | Every 3rd 24 operates as a 24D 24D operates NB through the Highway 7 Industrial area before noon and SB after noon. | | | | | | | | | | | | | | | | | | Every 3rd 24 operates as a 24D 24D operates SB through the Highway 7 Industrial area. | | | | | | | | | | | | | |
| Saturday | 28-Jun-14 | Saturday early morning | | | | | | | | | | | | | | Saturday morning | | | | Saturday afternoon | | | | Saturday early evening | | | | Saturday late evening | | | | | | | | | | | | |
| 24 Victoria Park Stn – Steeles | 30.58 | LF | 6 | 15' 00" | 84 | 6 | 21.8 | LF | 9 | 10' 00" | 86 | 4 | 21.3 | LF | 11 | 8' 15" | 90 | 1 | 20.4 | LF | 8 | 10' 00" | 80 | 0 | 22.9 | LF | 7 | 10' 00" | 70 | 0 | 26.2 | 521a | 538a | 121a | 156a | | | | | |
| Sunday | 22-Jun-14 | Sunday early morning | | | | | | | | | | | | | | Sunday morning | | | | Sunday afternoon | | | | Sunday early evening | | | | Sunday late evening | | | | | | | | | | | | |
| 24 Victoria Park Stn – Steeles | 30.58 | LF | 4 | 20' 00" | 80 | 0 | 22.9 | LF | 8 | 10' 00" | 80 | 0 | 22.9 | LF | 12 | 7' 00" | 84 | 0 | 21.8 | LF | 6 | 13' 20" | 80 | 0 | 22.9 | LF | 5 | 15' 00" | 70 | 5 | 26.2 | 717a | 757a | 117a | 152a | | | | | |
| 324 VICTORIA PARK | Bir | Service outside Toronto north of Steeles Avenue is provided under contract to York Region | | | | | | | | | | | | | | | | | | | | | | | | | | | | | | | | | | | | | | |
| Overnight, 7 days a week | 30-Mar-14 | Monday-Friday overnight | | | | | | | | | | | | | | Saturday overnight | | | | Sunday overnight | | | | | | | | | | | | | | | | | | | | |
| 324 Kingston Rd – Steeles | 35.41 | LF | 2.4 | 30' 00" | 72 | 0 | 29.5 | LF | 2.4 | 30' 00" | 72 | 0 | 29.5 | LF | 2.4 | 30' 00" | 72 | 0 | 29.5 | | | | | | | | | | | | | | | | | | | | | |
| | | | | Alternates trips with 322 COXWELL | | | | | | | | | | | | | | | | | | Alternates trips with 322 COXWELL | | | | | | | | | | | | | | | | | | |
| 224 VICTORIA PARK NORTH | Egl | Service outside Toronto north of Steeles Avenue is provided under contract to York Region | | | | | | | | | | | | | | | | | | | | | | | | | | | | | | | | | | | | | | |
| Monday to Friday | 24-Jun-13 | Monday-Friday morning peak period | | | | | | | | | | | | | | Monday-Friday midday | | | | Monday-Friday afternoon peak period | | | | Monday-Friday early evening | | | | | | | | | | | | | | | | |
| 224C Don Mills Stn – 14th Avenue | 22.80 | LF | 2 | 40' 00" | 67 | 13 | 20.4 | | | | | | LF | 2 | 40' 00" | 67 | 13 | 20.4 | | | | | | | | | | | | | | | | | | | | | | |
| 224D Don Mills Stn – Elgin Mills | 37.45 | LF | 4 | 30' 00" | 120 | 0 | 18.7 | | See 24D VICTORIA PARK | | | | | LF | 4 | 30' 00" | 120 | 0 | 18.7 | | See 24D VICTORIA PARK | | | | | | | | | | | | | | | | | | | |
| Combined/Average | | | 6 | 17' 09" | | | | | | | | | | | 6 | 17' 09" | | | | | | | | | | | | | | | | | | | | | | | | |
| | | | | 224D operates NB through the Highway 7 Industrial area and WB/NB on Hillmount. | | | | | | | | | | | | | | | | | | 224D operates SB/EB on Hillmount and SB through the Highway 7 Industrial area. | | | | | | | | | | | | | | | | | | |



SERVICE SUMMARY

June 22 to July 19, 2014

| Route | RT dist (km) and date of last change | Veh type | No. of Veh | Service interval | Run time (min) | Term time (min) | Avg spd (km/h) | Veh type | No. of Veh | Service interval | Run time (min) | Term time (min) | Avg spd (km/h) | Veh type | No. of Veh | Service interval | Run time (min) | Term time (min) | Avg spd (km/h) | Veh type | No. of Veh | Service interval | Run time (min) | Term time (min) | Avg spd (km/h) | Veh type | No. of Veh | Service interval | Run time (min) | Term time (min) | Avg spd (km/h) | First dep NB or WB | First dep SB or EB | Last dep NB or WB | Last dep SB or EB | | | | | | | |
|---|--------------------------------------|-----------|--|------------------|----------------|-----------------|---------------------------------|----------|------------|------------------|-------------------------------------|-----------------|----------------|----------|---------------------------------|------------------|----------------|-----------------|----------------------------|----------|------------|------------------|----------------|-----------------|----------------|----------|------------|------------------|----------------|-----------------|----------------|--------------------|--------------------|-------------------|-------------------|--|--|--|--|--|--|--|
| 68 WARDEN | | Egl | Service outside Toronto north of Steeles Avenue is provided under contract to York Region. | | | | | | | | | | | | | | | | | | | | | | | | | | | | | | | | | | | | | | | |
| Monday to Friday | | 23-Jun-14 | Monday-Friday morning peak period | | | | Monday-Friday midday | | | | Monday-Friday afternoon peak period | | | | Monday-Friday early evening | | | | Monday-Friday late evening | | | | | | | | | | | | | | | | | | | | | | | |
| 68A Warden Stn – Steeles | 25.06 | LF | 15 | 5' 30" | 75 | 8 | 20.0 | LF | 8 | 9' 45" | 74 | 4 | 20.3 | LF | 12 | 7' 15" | 81 | 6 | 18.6 | LF | 7 | 10' 00" | 70 | 0 | 21.5 | LF | 4 | 16' 15" | 62 | 3 | 24.2 | 448a | 505a | 140a | 152a | | | | | | | |
| 68B Warden Stn – Major Mackenzie | 43.52 | LF | 2 | 22' 30" | 116 | 11 | 22.5 | LF | 1 | 39' 00" | 108 | 9 | 24.2 | LF | 2 | 21' 45" | 119 | 12 | 21.9 | LF | 1 | 40' 00" | 104 | 6 | 25.1 | | | | | | | 507a | 600a | 958p | 1054p | | | | | | | |
| Combined/Average | | | 17 | 5' 30" | | | | 9 | 9' 45" | | | | 14 | 7' 15" | | | | | 8 | 10' 00" | | | | | 4 | 16' 15" | | | | | | | | | | | | | | | | |
| | | | Every 4th 68A operates as a 68B | | | | Every 4th 68A operates as a 68B | | | | Every 3rd 68A operates as a 68B | | | | Every 4th 68A operates as a 68B | | | | | | | | | | | | | | | | | | | | | | | | | | | |
| Saturday | | 28-Jun-14 | Saturday early morning | | | | Saturday morning | | | | Saturday afternoon | | | | Saturday early evening | | | | Saturday late evening | | | | | | | | | | | | | | | | | | | | | | | |
| 68A Warden Stn – Steeles | 25.06 | LF | 2 | 33' 00" | 65 | 1 | 23.1 | LF | 6 | 11' 30" | 68 | 1 | 22.1 | LF | 8 | 10' 00" | 75 | 5 | 20.0 | LF | 5 | 14' 00" | 66 | 4 | 22.8 | LF | 3 | 22' 00" | 62 | 4 | 24.2 | 601a | 546a | 140a | 200a | | | | | | | |
| 68B Warden Stn – Major Mackenzie | 43.52 | LF | 3 | 33' 00" | 99 | 0 | 26.4 | LF | 1 | 34' 30" | 104 | 0 | 25.1 | LF | 1 | 40' 00" | 114 | 6 | 22.9 | LF | 1 | 42' 00" | 102 | 10 | 25.6 | | | | | | | 515a | 558a | 948p | 1043p | | | | | | | |
| Combined/Average | | | 5 | 16' 30" | | | | 7 | 11' 30" | | | | 9 | 10' 00" | | | | | 6 | 14' 00" | | | | 3 | 22' 00" | | | | | | | | | | | | | | | | | |
| | | | Every 3rd 68 operates as a 68B | | | | Every 4th 68 operates as a 68B | | | | Every 3rd 68 operates as a 68B | | | | | | | | | | | | | | | | | | | | | | | | | | | | | | | |
| Sunday | | 22-Jun-14 | Sunday early morning | | | | Sunday morning | | | | Sunday afternoon | | | | Sunday early evening | | | | Sunday late evening | | | | | | | | | | | | | | | | | | | | | | | |
| 68A Warden Stn – Steeles | 25.06 | LF | 1.5 | 44' 00" | 66 | 0 | 22.8 | LF | 6 | 12' 00" | 72 | 0 | 20.9 | LF | 8 | 10' 00" | 70 | 10 | 21.5 | LF | 2 | 34' 00" | 66 | 2 | 22.8 | LF | 3 | 22' 00" | 62 | 4 | 24.2 | 716a | 751a | 137a | 207a | | | | | | | |
| 68B Warden Stn – Major Mackenzie | 43.52 | LF | 2.5 | 44' 00" | 104 | 6 | 25.1 | LF | 1 | 36' 00" | 108 | 0 | 24.2 | LF | 1 | 30' 00" | 108 | 2 | 24.2 | LF | 3 | 34' 00" | 101 | 1 | 25.9 | | | | | | | 829a | 934a | 1011p | 1059p | | | | | | | |
| Combined/Average | | | 4 | 22' 00" | | | | 7 | 12' 00" | | | | 9 | 10' 00" | | | | | 5 | 17' 00" | | | | 3 | 22' 00" | | | | | | | | | | | | | | | | | |
| | | | Every 3rd 68 operates as a 68B | | | | Every 3rd 68 operates as a 68B | | | | Every 4th 68 operates as a 68B | | | | Every 3rd 68 operates as a 68B | | | | | | | | | | | | | | | | | | | | | | | | | | | |
| Overnight service north of Sheppard Avenue provided by 324 VICTORIA PARK Some early morning trips operate from Warden and Danforth | | | | | | | | | | | | | | | | | | | | | | | | | | | | | | | | | | | | | | | | | | |
| 69 WARDEN SOUTH | | Bir | | | | | | | | | | | | | | | | | | | | | | | | | | | | | | | | | | | | | | | | |
| Monday to Friday | | 23-Dec-13 | Monday-Friday morning peak period | | | | Monday-Friday midday | | | | Monday-Friday afternoon peak period | | | | Monday-Friday early evening | | | | Monday-Friday late evening | | | | | | | | | | | | | | | | | | | | | | | |
| 69A Warden Stn – Kingston Rd SB via Warden | 6.71 | LF | 2 | 12' 30" | 25 | 0 | 16.1 | LF | 2 | 11' 00" | 22 | 0 | 18.3 | LF | 1.5 | 17' 20" | 26 | 0 | 15.5 | LF | 1.5 | 15' 00" | 22 | 1 | 18.7 | LF | 1 | 20' 00" | 20 | 0 | 20.1 | 559a | 612a | 140a | 150a | | | | | | | |
| 69B Warden Stn – Kingston Rd SB via Birchmount | 6.71 | LF | 2 | 12' 30" | 25 | 0 | 16.1 | LF | 2 | 11' 00" | 22 | 0 | 18.3 | LF | 1.5 | 17' 20" | 26 | 0 | 15.5 | LF | 1.5 | 15' 00" | 23 | 0 | 17.9 | LF | 1 | 20' 00" | 20 | 0 | 20.1 | 617a | 618a | 130a | 140a | | | | | | | |
| Combined/Average | | | 4 | 6' 15" | | | | 4 | 5' 30" | | | | 3 | 8' 40" | | | | | 3 | 7' 30" | | | | 2 | 10' 00" | | | | | | | | | | | | | | | | | |
| Saturday | | 28-Dec-13 | Saturday early morning | | | | Saturday morning | | | | Saturday afternoon | | | | Saturday early evening | | | | Saturday late evening | | | | | | | | | | | | | | | | | | | | | | | |
| 69A Warden Stn – Kingston Rd SB via Warden | 6.71 | LF | 1 | 20' 00" | 20 | 0 | 20.1 | LF | 1 | 20' 00" | 20 | 0 | 20.1 | LF | 1 | 20' 00" | 20 | 0 | 20.1 | LF | 1 | 20' 00" | 20 | 0 | 20.1 | LF | 1 | 20' 00" | 20 | 0 | 20.1 | 550a | 618a | 120a | 150a | | | | | | | |
| 69B Warden Stn – Kingston Rd SB via Birchmount | 6.71 | LF | 1 | 20' 00" | 20 | 0 | 20.1 | LF | 1 | 20' 00" | 20 | 0 | 20.1 | LF | 1 | 20' 00" | 20 | 0 | 20.1 | LF | 1 | 20' 00" | 20 | 0 | 20.1 | LF | 1 | 20' 00" | 20 | 0 | 20.1 | 610a | 610a | 130a | 130a | | | | | | | |
| Combined/Average | | | 2 | 10' 00" | | | | 2 | 10' 00" | | | | 2 | 10' 00" | | | | | 2 | 10' 00" | | | | 2 | 10' 00" | | | | | | | | | | | | | | | | | |
| Sunday | | 22-Dec-13 | Sunday morning | | | | Sunday afternoon | | | | Sunday early evening | | | | Sunday late evening | | | | | | | | | | | | | | | | | | | | | | | | | | | |
| 69A Warden Stn – Kingston Rd SB via Warden | 6.71 | | | | | | | LF | 1 | 20' 00" | 20 | 0 | 20.1 | LF | 1 | 20' 00" | 20 | 0 | 20.1 | LF | 1 | 20' 00" | 20 | 0 | 20.1 | LF | 1 | 20' 00" | 20 | 0 | 20.1 | 900a | 850a | 140a | 150a | | | | | | | |
| 69B Warden Stn – Kingston Rd SB via Birchmount | 6.71 | | | | | | | LF | 1 | 20' 00" | 20 | 0 | 20.1 | LF | 1 | 20' 00" | 20 | 0 | 20.1 | LF | 1 | 20' 00" | 20 | 0 | 20.1 | LF | 1 | 20' 00" | 20 | 0 | 20.1 | 910a | 900a | 130a | 140a | | | | | | | |
| Combined/Average | | | | | | | | 2 | 10' 00" | | | | 2 | 10' 00" | | | | | 2 | 10' 00" | | | | 2 | 10' 00" | | | | | | | | | | | | | | | | | |
| 55 WARREN PARK | | MtD | | | | | | | | | | | | | | | | | | | | | | | | | | | | | | | | | | | | | | | | |
| Monday to Friday | | 04-Aug-09 | Monday-Friday morning peak period | | | | Monday-Friday midday | | | | Monday-Friday afternoon peak period | | | | Monday-Friday early evening | | | | Monday-Friday late evening | | | | | | | | | | | | | | | | | | | | | | | |
| 55 Jane Stn – Warren Park | 8.42 | LF | 1 | 30' 00" | 27 | 3 | 18.7 | LF | 1 | 30' 00" | 27 | 3 | 18.7 | LF | 1 | 30' 00" | 27 | 3 | 18.7 | LF | 1 | 30' 00" | 27 | 3 | 18.7 | LF | 1 | 30' 00" | 27 | 3 | 18.7 | 546a | 530a | 116a | 100a | | | | | | | |
| Saturday | | 08-Aug-09 | Saturday early morning | | | | Saturday midday | | | | Saturday afternoon | | | | Saturday early evening | | | | Saturday late evening | | | | | | | | | | | | | | | | | | | | | | | |
| 55 Jane Stn – Warren Park | 8.42 | LF | 1 | 30' 00" | 27 | 3 | 18.7 | LF | 1 | 30' 00" | 27 | 3 | 18.7 | LF | 1 | 30' 00" | 27 | 3 | 18.7 | LF | 1 | 30' 00" | 27 | 3 | 18.7 | LF | 1 | 30' 00" | 27 | 3 | 18.7 | 546a | 530a | 116a | 100a | | | | | | | |
| Sunday | | 02-Aug-09 | Sunday midday | | | | Sunday afternoon | | | | Sunday early evening | | | | Sunday late evening | | | | | | | | | | | | | | | | | | | | | | | | | | | |
| 55 Jane Stn – Warren Park | 8.42 | | | | | | | LF | 1 | 30' 00" | 27 | 3 | 18.7 | LF | 1 | 30' 00" | 27 | 3 | 18.7 | LF | 1 | 30' 00" | 27 | 3 | 18.7 | LF | 1 | 30' 00" | 27 | 3 | 18.7 | 846a | 900a | 116a | 100a | | | | | | | |



SERVICE SUMMARY

June 22 to July 19, 2014

| Route | RT dist (km) and date of last change | Veh type | No. of Veh | Service interval | Run time (min) | Term time (min) | Avg spd (km/h) | Veh type | No. of Veh | Service interval | Run time (min) | Term time (min) | Avg spd (km/h) | Veh type | No. of Veh | Service interval | Run time (min) | Term time (min) | Avg spd (km/h) | Veh type | No. of Veh | Service interval | Run time (min) | Term time (min) | Avg spd (km/h) | Veh type | No. of Veh | Service interval | Run time (min) | Term time (min) | Avg spd (km/h) | First dep NB or WB | First dep SB or EB | Last dep NB or WB | Last dep SB or EB | |
|--------------------------------------|--------------------------------------|---|------------|------------------|----------------|-----------------|----------------|----------|----------------------|------------------|----------------|-----------------|----------------|----------|------------|-------------------------------------|----------------|-----------------|----------------|-----------|------------|------------------|-----------------------------|-----------------|----------------|-----------|------------|------------------|----------------|----------------------------|----------------|--------------------|--------------------|-------------------|-------------------|------|
| 94 WELLESLEY | MtD | Additional running time during City Construction on Harbord and Hoskins between Ossington and Quuens Park Crescent. | | | | | | | | | | | | | | | | | | | | | | | | | | | | | | | | | | |
| Monday to Friday | 23-Jun-14 | Monday-Friday morning peak period | | | | | | | Monday-Friday midday | | | | | | | Monday-Friday afternoon peak period | | | | | | | Monday-Friday early evening | | | | | | | Monday-Friday late evening | | | | | | |
| 94A Castle Frank Stn – Ossington Stn | 12.17 | LF | 4.5 | 16 ' 00 " | 70 | 2 | 10.4 | LF | 6 | 12 ' 00 " | 70 | 2 | 10.4 | LF | 4.5 | 18 ' 00 " | 78 | 3 | 9.4 | LF | 4 | 14 ' 30 " | 58 | 0 | 12.6 | LF | 3 | 15 ' 00 " | 45 | 0 | 16.2 | 520a | 525a | 1252a | 115a | |
| 94B Castle Frank Stn – Wellesley Stn | 3.91 | LF | 1.5 | 16 ' 00 " | 24 | 0 | 9.8 | | | | | | | LF | 1.5 | 18 ' 00 " | 24 | 3 | 9.8 | | | | | | | | | | | | | | 713a | 709a | 849a | 901a |
| Combined/Average | | | 6 | 8 ' 00 " | | | | 6 | 12 ' 00 " | | | | 6 | 9 ' 00 " | | | | | 4 | 14 ' 30 " | | | | | 3 | 15 ' 00 " | | | | | 413p | 425p | 731p | 743p | | |
| Saturday | 28-Jun-14 | Saturday early morning | | | | | | | Saturday morning | | | | | | | Saturday afternoon | | | | | | | Saturday early evening | | | | | | | Saturday late evening | | | | | | |
| 94A Castle Frank Stn – Ossington Stn | 12.17 | LF | 3 | 17 ' 00 " | 51 | 0 | 14.3 | LF | 5 | 14 ' 00 " | 70 | 0 | 10.4 | LF | 6 | 12 ' 00 " | 70 | 2 | 10.4 | LF | 3 | 18 ' 40 " | 56 | 0 | 13.0 | LF | 3 | 15 ' 00 " | 45 | 0 | 16.2 | 541a | 550a | 1237a | 100a | |
| Sunday | 22-Jun-14 | Sunday morning | | | | | | | Sunday afternoon | | | | | | | Sunday early evening | | | | | | | Sunday late evening | | | | | | | | | | | | | |
| 94A Castle Frank Stn – Ossington Stn | 12.17 | | | | | | | LF | 4 | 16 ' 00 " | 64 | 0 | 11.4 | LF | 5 | 13 ' 00 " | 64 | 1 | 11.4 | LF | 3 | 18 ' 40 " | 56 | 0 | 13.0 | | | | | | | 827a | 824a | 1013p | 1004p | |
| 94B Castle Frank Stn – Wellesley Stn | 3.91 | | | | | | | | | | | | | LF | 1 | 16 ' 40 " | 15 | 1 | 15.4 | | | | | | | | | | | | | 1032p | 1040p | 1245a | 100a | |
| 112 WEST MALL | Qsy | | | | | | | | | | | | | | | | | | | | | | | | | | | | | | | | | | | |
| Monday to Friday | 23-Jun-14 | Monday-Friday morning peak period | | | | | | | Monday-Friday midday | | | | | | | Monday-Friday afternoon peak period | | | | | | | Monday-Friday early evening | | | | | | | Monday-Friday late evening | | | | | | |
| 112B Kipling Stn – Skymark | 20.96 | LF | 4.5 | 15 ' 00 " | 62 | 6 | 20.3 | LF | 3 | 20 ' 00 " | 55 | 5 | 22.9 | LF | 4 | 16 ' 30 " | 62 | 4 | 20.3 | LF | 5 | 15 ' 00 " | 70 | 5 | 25.1 | LF | 4 | 18 ' 00 " | 66 | 6 | 26.6 | 552a | 626p | 701p | 704p | |
| 112C Kipling Stn – Disco Rd | 29.29 | LF | 5.5 | 15 ' 00 " | 80 | 3 | 22.0 | LF | 4 | 20 ' 00 " | 70 | 10 | 25.1 | LF | 5 | 16 ' 30 " | 80 | 3 | 22.0 | LF | 5 | 15 ' 00 " | 70 | 5 | 25.1 | LF | 4 | 18 ' 00 " | 66 | 6 | 26.6 | 525a | 543a | 112a | 148a | |
| Combined/Average | | | 10 | 7 ' 30 " | | | | 7 | 10 ' 00 " | | | | 9 | 8 ' 15 " | | | | | 5 | 15 ' 00 " | | | | | 4 | 18 ' 00 " | | | | | | | | | | |
| Saturday | 17-May-14 | Saturday early morning | | | | | | | Saturday morning | | | | | | | Saturday afternoon | | | | | | | Saturday early evening | | | | | | | Saturday late evening | | | | | | |
| 112A Kipling Stn – Eglinton | 18.75 | | | | | | | | | | | | | | | | | | | | | | | | | LF | 2 | 24 ' 00 " | 48 | 0 | 23.4 | 1018p | 1042p | 112a | 136a | |
| 112C Kipling Stn – Disco Rd | 29.29 | LF | 4 | 17 ' 00 " | 68 | 0 | 25.8 | LF | 4 | 20 ' 00 " | 70 | 10 | 25.1 | LF | 5 | 15 ' 00 " | 70 | 5 | 25.1 | LF | 3 | 24 ' 00 " | 66 | 6 | 26.6 | | | | | | | 554a | 603a | 1000p | 1015p | |
| Sunday | 11-May-14 | Sunday morning | | | | | | | Sunday afternoon | | | | | | | Sunday early evening | | | | | | | Sunday late evening | | | | | | | | | | | | | |
| 112A Kipling Stn – Eglinton | 18.75 | | | | | | | | | | | | | LF | 2 | 24 ' 00 " | 48 | 0 | 23.4 | LF | 2 | 24 ' 00 " | 48 | 0 | 23.4 | | | | | | | 730p | 754p | 112a | 136a | |
| 112C Kipling Stn – Disco Rd | 29.29 | | | | | | | LF | 3 | 24 ' 00 " | 66 | 6 | 26.6 | LF | 3 | 24 ' 00 " | 66 | 6 | 26.6 | | | | | | | | | | | | | 845a | 903a | 712p | 724p | |
| 89 WESTON | MtD | Running time increase for Metrolinx Georgetown South Corridor railway bridge construction on Weston Road north of St. Phillips. | | | | | | | | | | | | | | | | | | | | | | | | | | | | | | | | | | |
| Monday to Friday | 31-Mar-14 | Monday-Friday morning peak period | | | | | | | Monday-Friday midday | | | | | | | Monday-Friday afternoon peak period | | | | | | | Monday-Friday early evening | | | | | | | Monday-Friday late evening | | | | | | |
| 89 Keele Stn – Albion Rd | 20.17 | LF | 18 | 4 ' 40 " | 83 | 1 | 14.6 | LF | 9 | 8 ' 40 " | 75 | 3 | 16.1 | LF | 13 | 7 ' 00 " | 89 | 2 | 13.6 | LF | 9 | 9 ' 00 " | 81 | 0 | 14.9 | LF | 5 | 12 ' 00 " | 56 | 4 | 21.6 | 415a | 445a | 210a | 203a | |
| Saturday | 19-Oct-13 | Saturday early morning | | | | | | | Saturday morning | | | | | | | Saturday afternoon | | | | | | | Saturday early evening | | | | | | | Saturday late evening | | | | | | |
| 89 Keele Stn – Albion Rd | 20.17 | LF | 4 | 15 ' 00 " | 60 | 0 | 20.2 | LF | 8 | 9 ' 00 " | 71 | 1 | 17.0 | LF | 9 | 9 ' 00 " | 79 | 2 | 15.3 | LF | 6 | 12 ' 00 " | 69 | 3 | 17.5 | LF | 4 | 15 ' 00 " | 56 | 4 | 21.6 | 435a | 510a | 215a | 245a | |
| Sunday | 01-Sep-12 | Sunday early morning | | | | | | | Sunday morning | | | | | | | Sunday afternoon | | | | | | | Sunday early evening | | | | | | | Sunday late evening | | | | | | |
| 89 Keele Stn – Albion Rd | 20.17 | LF | 4 | 15 ' 00 " | 60 | 0 | 20.2 | LF | 6 | 12 ' 00 " | 66 | 6 | 18.3 | LF | 9 | 9 ' 00 " | 79 | 2 | 15.3 | LF | 5 | 12 ' 00 " | 56 | 4 | 21.6 | LF | 3 | 20 ' 00 " | 56 | 4 | 21.6 | 530a | 600a | 215a | 245a | |



SERVICE SUMMARY

June 22 to July 19, 2014

| Route | RT dist (km) and date of last change | Veh type | No. of Veh | Service interval | Run time (min) | Term time (min) | Avg spd (km/h) | Veh type | No. of Veh | Service interval | Run time (min) | Term time (min) | Avg spd (km/h) | Veh type | No. of Veh | Service interval | Run time (min) | Term time (min) | Avg spd (km/h) | Veh type | No. of Veh | Service interval | Run time (min) | Term time (min) | Avg spd (km/h) | Veh type | No. of Veh | Service interval | Run time (min) | Term time (min) | Avg spd (km/h) | First dep NB or WB | First dep SB or EB | Last dep NB or WB | Last dep SB or EB | | |
|---|--------------------------------------|---|--|------------------|----------------|-----------------|----------------|----------|----------------------|----------------------------------|----------------|-----------------|----------------|----------|------------|-------------------------------------|------------------------------------|-----------------|----------------|----------|------------|------------------|-----------------------------|----------------------------------|----------------|----------|------------|------------------|----------------|----------------------------|----------------|--------------------|--------------------|-------------------|-------------------|------|------|
| 165 WESTON RD NORTH | Arw | Service outside Toronto north of Steeles Avenue is provided under contract to York Region | | | | | | | | | | | | | | | | | | | | | | | | | | | | | | | | | | | |
| Monday to Friday | 23-Jun-14 | Monday-Friday morning peak period | | | | | | | Monday-Friday midday | | | | | | | Monday-Friday afternoon peak period | | | | | | | Monday-Friday early evening | | | | | | | Monday-Friday late evening | | | | | | | |
| 165 York Mills Stn – Steeles | 36.66 | Lift | 19 | 6' 00" | 107 | 7 | 20.6 | Lift | 13 | 8' 30" | 108 | 3 | 20.4 | Lift | 18 | 6' 45" | 115 | 7 | 19.1 | Lift | 11 | 9' 30" | 101 | 4 | 21.8 | Lift | 7 | 13' 00" | 89 | 2 | 24.7 | 519a | 518a | 155a | 150a | | |
| 165D York Mills Stn – Major Mackenzie & Highway 400 | 54.31 | Lift | 1 | 48' 00" | 155 | 7 | 21.0 | Lift | 1 | 34' 00" | 142 | 3 | 22.9 | Lift | 1.5 | 40' 30" | 172 | 10 | 18.9 | Lift | 1 | 38' 00" | 139 | 4 | 23.4 | | | | | | | 535a | 517a | 945p | 1100p | | |
| 165F York Mills Stn – Canada Drive | 55.96 | Lift | 1 | 48' 00" | 160 | 2 | 21.0 | | | | | | Lift | 1.5 | 40' 30" | 177 | 5 | 19.0 | | | | | | | | | | | | | | 554a | 602a | 824a | 902a | | |
| Combined/Average | | | 21 | 6' 00" | | | | | 14 | 8' 30" | | | | | 21 | 6' 45" | | | | | 12 | 9' 30" | | | | | | 7 | 13' 00" | | | 157p | 248p | 630p | 645p | | |
| | | | Every 8th 165 operates as a 165D | | | | | | | Every 4th 165 operates as a 165D | | | | | | | SB 165D/F trips operate via Barmac | | | | | | | Every 4th 165 operates as a 165D | | | | | | | | | | | | | |
| | | | Every 8th 165 operates as a 165F | | | | | | | | | | | | | | Every 6th 165 operates as a 165D | | | | | | | Every 6th 165 operates as a 165F | | | | | | | | | | | | | |
| Saturday | 17-May-14 | Saturday early morning | | | | | | | Saturday morning | | | | | | | Saturday afternoon | | | | | | | Saturday early evening | | | | | | | Saturday late evening | | | | | | | |
| 165 York Mills Stn – Steeles | 36.66 | Lift | 3.5 | 30' 00" | 92 | 13 | 23.9 | Lift | 10 | 10' 30" | 101 | 4 | 21.8 | Lift | 13 | 8' 00" | 101 | 3 | 21.8 | Lift | 5 | 24' 00" | 101 | 19 | 21.8 | Lift | 7 | 13' 30" | 90 | 5 | 24.4 | 547a | 537a | 200a | 209a | | |
| 165A York Mills Stn – Canada's Wonderland | 59.69 | | | | | | | Lift | 1 | 42' 00" | 143 | 5 | 25.0 | Lift | 1 | 40' 00" | 143 | 1 | 25.0 | Lift | 6 | 24' 00" | 132 | 12 | 27.1 | | | | | | | 832a | 944a | 942p | 1048p | | |
| 165D York Mills Stn – Major Mackenzie & Highway 400 | 54.31 | Lift | 4.5 | 30' 00" | 120 | 15 | 27.2 | | | | | | | | | | | | | | | | | | | | | | | | | 531a | 641a | 802a | 912a | | |
| Combined/Average | | | 8 | 15' 00" | | | | | 11 | 10' 30" | | | | | 14 | 8' 00" | | | | | 11 | 12' 00" | | | | | 7 | 13' 30" | | | | | | | | | |
| | | | Every 4th 165 operates as a 165A | | | | | | | Every 4th 165 operates as a 165A | | | | | | | Every 5th 165 operates as a 165A | | | | | | | | | | | | | | | | | | | | |
| Sunday | 11-May-14 | Sunday morning | | | | | | | Sunday afternoon | | | | | | | Sunday early evening | | | | | | | Sunday late evening | | | | | | | | | | | | | | |
| 165 York Mills Stn – Steeles | 36.66 | | | | | | | Lift | 10 | 10' 00" | 94 | 6 | 23.4 | Lift | 10 | 10' 00" | 94 | 6 | 23.4 | Lift | 5 | 18' 00" | 87 | 3 | 25.3 | Lift | 3 | 30' 00" | 87 | 3 | 25.3 | 820a | 910a | 102a | 1246a | | |
| 165A York Mills Stn – Canada's Wonderland | 59.69 | | | | | | | Lift | 1 | 40' 00" | 132 | 8 | 27.1 | Lift | 1 | 40' 00" | 133 | 7 | 26.9 | | | | | | | | | | | | | 841a | 949a | 721p | 830p | | |
| 165D York Mills Stn – Major Mackenzie & Highway 400 | 54.31 | | | | | | | | | | | | | | | | | | | | | | | | | | | | | | - | 818a | - | 911a | | | |
| Combined/Average | | | | | | | | | 11 | 10' 00" | | | | | 11 | 10' 00" | | | | | 5 | 18' 00" | | | | | 3 | 30' 00" | | | | | | | | | |
| | | | Every 4th 165 operates as a 165A | | | | | | | Every 4th 165 operates as a 165A | | | | | | | | | | | | | | | | | | | | | | | | | | | |
| 98 WILLOWDALE-SENLAC | Wll | Service outside Toronto north of Steeles Avenue is provided under contract to York Region | | | | | | | | | | | | | | | | | | | | | | | | | | | | | | | | | | | |
| Monday to Friday | 23-Jun-14 | Monday-Friday morning peak period | | | | | | | Monday-Friday midday | | | | | | | Monday-Friday afternoon peak period | | | | | | | Monday-Friday early evening | | | | | | | Monday-Friday late evening | | | | | | | |
| 98A Sheppard-Yonge Stn – Peckham via Senlac | 10.90 | LF | 1.5 | 30' 00" | 39 | 6 | 16.8 | | | | | | LF | 1.5 | 30' 00" | 39 | 6 | 16.8 | | | | | | | | | | | | | | 540a | 534a | 911a | 914a | | |
| 98C Steeles – Peckham via Sheppard-Yonge Stn | 22.06 | LF | 2.5 | 30' 00" | 75 | 0 | 17.7 | LF | 2 | 30' 00" | 60 | 0 | 22.1 | LF | 2.5 | 30' 00" | 75 | 0 | 17.7 | LF | 2 | 30' 00" | 60 | 0 | 22.1 | LF | 2 | 30' 00" | 60 | 0 | 22.1 | LF | 2 | 30' 00" | 60 | 0 | 22.1 |
| Combined/Average | | | 4 | 15' 00" | | | | | 2 | 30' 00" | | | | | 4 | 15' 00" | | | | | 2 | 30' 00" | | | | | | 2 | 30' 00" | | | | | 302p | 308p | 700p | 638p |
| | | | Every 4th 165 operates as a 165A | | | | | | | Every 4th 165 operates as a 165A | | | | | | | Every 4th 165 operates as a 165A | | | | | | | Every 4th 165 operates as a 165A | | | | | | | | | | | | | |
| Saturday | 28-Jun-14 | Saturday early morning | | | | | | | Saturday morning | | | | | | | Saturday afternoon | | | | | | | Saturday early evening | | | | | | | Saturday late evening | | | | | | | |
| 98A Sheppard-Yonge Stn – Peckham via Senlac | 10.90 | | | | | | | | | | | | | | | | | | | | | | | | | LF | 1 | 30' 00" | 30 | 0 | 21.8 | 1045p | 1030p | 115a | 100a | | |
| 98C Steeles – Peckham via Sheppard-Yonge Stn | 22.06 | LF | 2 | 30' 00" | 60 | 0 | 22.1 | LF | 2 | 30' 00" | 60 | 0 | 22.1 | LF | 2 | 30' 00" | 60 | 0 | 22.1 | LF | 2 | 30' 00" | 60 | 0 | 22.1 | LF | 2 | 30' 00" | 60 | 0 | 22.1 | 600a | 600a | 1000p | 1000p | | |
| Combined/Average | | | | | | | | | | | | | | | | | | | | | | | | | | | | | | | | | | | | | |
| Sunday | 22-Jun-14 | Sunday morning | | | | | | | Sunday afternoon | | | | | | | Sunday early evening | | | | | | | Sunday late evening | | | | | | | | | | | | | | |
| 98A Sheppard-Yonge Stn – Peckham via Senlac | 10.90 | | | | | | | | | | | | | | | | | | | | | | | | | | LF | 1 | 30' 00" | 30 | 0 | 21.8 | 1045p | 1030p | 115a | 100a | |
| 98C Steeles – Peckham via Sheppard-Yonge Stn | 22.06 | | | | | | | LF | 2 | 30' 00" | 60 | 0 | 22.1 | LF | 2 | 30' 00" | 60 | 0 | 22.1 | LF | 2 | 30' 00" | 60 | 0 | 22.1 | LF | 2 | 30' 00" | 60 | 0 | 22.1 | 830a | 830a | 1000p | 1000p | | |
| Combined/Average | | | | | | | | | | | | | | | | | | | | | | | | | | | | | | | | | | | | | |
| | | | Every 4th 165 operates as a 165A | | | | | | | Every 4th 165 operates as a 165A | | | | | | | Every 4th 165 operates as a 165A | | | | | | | Every 4th 165 operates as a 165A | | | | | | | | | | | | | |
| | | | Willowdale to Senlac is SB; Senlac to Willowdale is NB | | | | | | | | | | | | | | | | | | | | | | | | | | | | | | | | | | |



SERVICE SUMMARY

June 22 to July 19, 2014

| Route | RT dist (km) and date of last change | Veh type | No. of Veh | Service interval | Run time (min) | Term time (min) | Avg spd (km/h) | Veh type | No. of Veh | Service interval | Run time (min) | Term time (min) | Avg spd (km/h) | Veh type | No. of Veh | Service interval | Run time (min) | Term time (min) | Avg spd (km/h) | Veh type | No. of Veh | Service interval | Run time (min) | Term time (min) | Avg spd (km/h) | Veh type | No. of Veh | Service interval | Run time (min) | Term time (min) | Avg spd (km/h) | First dep NB or WB | First dep SB or EB | Last dep NB or WB | Last dep SB or EB | | | | | |
|--|--------------------------------------|---|---|------------------|----------------|-----------------|----------------|----------|-----------------------------|------------------|---|-----------------|----------------|----------|------------|--|----------------|-----------------|----------------|----------|------------|------------------|------------------------------------|-----------------|----------------|----------|------------|------------------|----------------|-----------------------------------|----------------|--------------------|--------------------|-------------------|-------------------|------|------|--|--|--|
| 96 WILSON | Arw | <i>96H branch designations are for internal purposes only</i> | | | | | | | | | | | | | | | | | | | | | | | | | | | | | | | | | | | | | | |
| Monday to Friday | 23-Jun-14 | Monday-Friday morning peak period | | | | | | | Monday-Friday midday | | | | | | | Monday-Friday afternoon peak period | | | | | | | Monday-Friday early evening | | | | | | | Monday-Friday late evening | | | | | | | | | | |
| 96 York Mills Stn – Humberline & Finch | 40.18 | | | | | | | | | | | | | | | | | | | | | | | | | | | | | | | | | | | | | | | |
| 96A York Mills Stn – Carrier Dr via Kipling and John Garland | 43.63 | Lift | 6.5 | 20 ' 00 " | 121 | 9 | 21.7 | Lift | 7.5 | 17 ' 00 " | 127 | 1 | 20.6 | Lift | 5.5 | 24 ' 00 " | 128 | 4 | 20.5 | Lift | 6 | 19 ' 00 " | 106 | 8 | 24.7 | Lift | 4 | 26 ' 00 " | 100 | 4 | 26.2 | | | 450a | 540a | | | | | |
| 96B York Mills Stn – Humberline & Albion Rd | 43.05 | Lift | 7 | 20 ' 00 " | 130 | 10 | 19.9 | Lift | 7.5 | 17 ' 00 " | 127 | 1 | 20.3 | Lift | 6 | 24 ' 00 " | 134 | 10 | 19.3 | Lift | 6 | 19 ' 00 " | 108 | 6 | 23.9 | Lift | 4 | 26 ' 00 " | 100 | 4 | 25.8 | 524a | 557a | 105a | 1255a | | | | | |
| 96C York Mills Stn – Thistledown via Albion Rd | 37.03 | Lift | 4.5 | 20 ' 00 " | 89 | 1 | 25.0 | | | | | | Lift | 4 | 24 ' 00 " | 96 | 0 | 23.1 | | | | | | | | | | | | | | | 533a | 600a | 855a | 937a | | | | |
| 96E Wilson Stn – Humber College Express | 32.93 | Lift | 4 | 21 ' 00 " | 84 | 0 | 23.5 | | | | | | Lift | 4 | 21 ' 00 " | 84 | 0 | 23.5 | | | | | | | | | | | | | | | 238p | 305p | 619p | 643p | | | | |
| 96G York Mills Stn – Sheppard & Torbarrie | 23.82 | Lift | 4 | 20 ' 00 " | 75 | 5 | 19.1 | | | | | | Lift | 3.5 | 24 ' 00 " | 84 | 0 | 17.0 | | | | | | | | | | | | | | | 645a | 601a | 912a | 910a | | | | |
| 96H Wilson Stn – Thistled. via Albion | | | | | | | | | | | | | | | | | | | | | | | | | | | | | | | | 309p | 311p | 639p | 641p | | | | | |
| 96S to Wilson Stn | 25.86 | | | | | | | Lift | 2 | 30 ' 00 " | 60 | 0 | 25.9 | | | | | | | Lift | 2 | 30 ' 00 " | 60 | 0 | 25.9 | | | | | | | | | 551a | 631a | 850a | 911a | | | |
| 96C To Thistledown via Albion | | | | | | | | | | | | | | | | | | | | | | | | | | | | | | | | 325p | 255p | 637p | 655p | | | | | |
| Combined/Average | | | 26 | 4 ' 02 " | | | | | 17 | 6 ' 37 " | | | | 23 | 4 ' 40 " | | | | | 14 | 7 ' 13 " | | | | | 8 | 13 ' 00 " | | | | | 935a | 1005a | 235p | 235p | | | | | |
| | | | 96G operates NB on Clayson and SB on Torbarrie. | | | | | | | | 96G operates NB on Torbarrie and SB on Clayson. | | | | | | | | | | | | | | | | | | | | | | | | | | | | | |
| Saturday | 08-Sep-12 | Saturday early morning | | | | | | | Saturday morning | | | | | | | Saturday afternoon | | | | | | | Saturday early evening | | | | | | | Saturday late evening | | | | | | | | | | |
| 96A York Mills Stn – Carrier Dr via Kipling and John Garland | 43.63 | Lift | 3.5 | 30 ' 00 " | 100 | 5 | 26.2 | Lift | 5.5 | 21 ' 00 " | 110 | 6 | 23.8 | | | | | | | | | | | | | Lift | 4 | 27 ' 00 " | 105 | 3 | 24.9 | 525a | 450a | 1154a | 1151a | | | | | |
| 96B York Mills Stn – Humberline & Albion Rd | 43.05 | Lift | 3.5 | 30 ' 00 " | 102 | 3 | 25.3 | Lift | 5.5 | 21 ' 00 " | 113 | 3 | 22.9 | Lift | 8 | 16 ' 00 " | 118 | 10 | 21.9 | Lift | 5 | 24 ' 00 " | 112 | 8 | 23.1 | Lift | 4 | 27 ' 00 " | 105 | 3 | 24.6 | 1000p | 1028p | 109a | 135a | | | | | |
| 96D York Mills Stn – Carrier Dr & Westmore Dr | 45.71 | | | | | | | | | | | | | Lift | 8 | 16 ' 00 " | 124 | 4 | 22.1 | Lift | 5 | 24 ' 00 " | 118 | 2 | 23.2 | | | | | | | | 540a | 504a | 122a | 121a | | | | |
| 96H Wilson Stn – Thistled. via Albion | | | | | | | | | | | | | | | | | | | | | | | | | | | | | | | | | 1212p | 1211p | 936p | 953p | | | | |
| 96S to Wilson Stn | 25.86 | Lift | 2 | 30 ' 00 " | 60 | 0 | 25.9 | Lift | 2 | 30 ' 00 " | 60 | 0 | 25.9 | Lift | 2 | 30 ' 00 " | 60 | 0 | 25.9 | Lift | 2 | 30 ' 00 " | 60 | 0 | 25.9 | | | | | | | | | 540a | 610a | 940p | 940p | | | |
| 96C To Thistledown via Albion | | | | | | | | | | | | | | | | | | | | | | | | | | | | | | | | | | | | | | | | |
| Combined/Average | | | 9 | 10 ' 00 " | | | | | 13 | 7 ' 47 " | | | | 18 | 6 ' 19 " | | | | | 12 | 8 ' 34 " | | | | | 8 | 13 ' 30 " | | | | | | | | | | | | | |
| Sunday | 02-Sep-11 | Sunday early morning | | | | | | | Sunday morning | | | | | | | Sunday afternoon | | | | | | | Sunday early evening | | | | | | | Sunday late evening | | | | | | | | | | |
| 96A York Mills Stn – Carrier Dr via Kipling and John Garland | 43.63 | Lift | 2.5 | 45 ' 00 " | 108 | 5 | 24.2 | Lift | 4 | 30 ' 00 " | 116 | 4 | 22.6 | | | | | | | | | | | | | Lift | 2.5 | 45 ' 00 " | 108 | 5 | 24.2 | 557a | 526a | 1135a | 1207p | | | | | |
| 96B York Mills Stn – Humberline & Albion Rd | 43.05 | Lift | 2.5 | 45 ' 00 " | 110 | 3 | 23.5 | Lift | 4 | 30 ' 00 " | 118 | 2 | 21.9 | Lift | 4.5 | 30 ' 00 " | 118 | 17 | 21.9 | Lift | 3 | 40 ' 00 " | 110 | 10 | 23.5 | Lift | 2.5 | 45 ' 00 " | 108 | 5 | 23.9 | 1028p | 1004p | 1240a | 1252a | | | | | |
| 96D York Mills Stn – Carrier Dr & Westmore Dr. | 45.71 | | | | | | | | | | | | | Lift | 4.5 | 30 ' 00 " | 123 | 12 | 22.3 | Lift | 3 | 40 ' 00 " | 116 | 4 | 23.6 | | | | | | | | 535a | 547a | 102a | 113a | | | | |
| 96H Wilson Stn – Thistled. via Albion | | | | | | | | | | | | | | | | | | | | | | | | | | | | | | | | | | 1205p | 1237p | 946p | 924p | | | |
| 96S to Wilson Stn | 25.86 | Lift | 2 | 30 ' 00 " | 60 | 0 | 25.9 | Lift | 2 | 30 ' 00 " | 60 | 0 | 25.9 | Lift | 2 | 30 ' 00 " | 60 | 0 | 25.9 | Lift | 2 | 30 ' 00 " | 60 | 0 | 25.9 | | | | | | | | | 553a | 623a | 653p | 653p | | | |
| 96C To Thistledown via Albion | | | | | | | | | | | | | | | | | | | | | | | | | | | | | | | | | | | | | | | | |
| Combined/Average | | | 7 | 12 ' 51 " | | | | | 10 | 10 ' 00 " | | | | 11 | 10 ' 00 " | | | | | 6 | 20 ' 00 " | | | | | 5 | 22 ' 30 " | | | | | | | | | | | | | |
| | | | 96C/H operates EB via Tandridge before 3:00pm and WB via Tandridge after 3:00 pm. | | | | | | | | | | | | | | | | | | | | | | | | | | | | | | | | | | | | | |
| 319 WILSON | Arw | Overnight, 7 days a week | | | | | | | | | | | | | | | | | | | | | | | | | | | | | | | | | | | | | | |
| Overnight, 7 days a week | 26-Nov-06 | Monday-Friday overnight | | | | | | | Saturday overnight | | | | | | | Sunday overnight | | | | | | | | | | | | | | | | | | | | | | | | |
| 319 York Mills Stn – Martin Grove & Steeles | 40.76 | LF | 3 | 30 ' 00 " | 90 | 0 | 27.2 | LF | 3 | 30 ' 00 " | 90 | 0 | 27.2 | LF | 3 | 30 ' 00 " | 90 | 0 | 27.2 | | | | | | | | | | | | | | | | | | | | | |



SERVICE SUMMARY

June 22 to July 19, 2014

| Route | RT dist (km) and date of last change | Veh type | No. of Veh | Service interval | Run time (min) | Term time (min) | Avg spd (km/h) | Veh type | No. of Veh | Service interval | Run time (min) | Term time (min) | Avg spd (km/h) | Veh type | No. of Veh | Service interval | Run time (min) | Term time (min) | Avg spd (km/h) | Veh type | No. of Veh | Service interval | Run time (min) | Term time (min) | Avg spd (km/h) | Veh type | No. of Veh | Service interval | Run time (min) | Term time (min) | Avg spd (km/h) | First dep NB or WB | First dep SB or EB | Last dep NB or WB | Last dep SB or EB | | |
|--|--------------------------------------|----------|-----------------------------------|------------------|----------------|-----------------|----------------|----------------------|------------|------------------|----------------|-----------------|-------------------------------------|----------|------------|------------------|----------------|-----------------------------|----------------|----------|------------|------------------|----------------------------|-----------------|----------------|----------|------------|------------------|----------------|-----------------|----------------|--------------------|--------------------|-------------------|-------------------|--|--|
| 91 WOODBINE | | | | | | | | | | | | | | | | | | | | | | | | | | | | | | | | | | | | | |
| | Bir | | | | | | | | | | | | | | | | | | | | | | | | | | | | | | | | | | | | |
| Monday to Friday | 23-Jun-14 | | Monday-Friday morning peak period | | | | | Monday-Friday midday | | | | | Monday-Friday afternoon peak period | | | | | Monday-Friday early evening | | | | | Monday-Friday late evening | | | | | | | | | | | | | | |
| 91A Woodbine Stn – Parkview Hills | 7.47 | LF | 1 | 30' 00" | 28 | 2 | 16.0 | LF | 1 | 23' 00" | 23 | 0 | 19.5 | LF | 1 | 30' 00" | 28 | 2 | 16.0 | LF | 1 | 30' 00" | 26 | 4 | 17.2 | LF | 1 | 20' 00" | 20 | 0 | 22.4 | 637a | 622a | 1250a | 100a | | |
| 91B Woodbine Stn – Lawrence | 15.39 | LF | 3 | 19' 30" | 54 | 5 | 17.1 | | | | | | LF | 2.5 | 24' 00" | 52 | 8 | 17.8 | | | | | | | | LF | 1 | 20' 00" | 20 | 0 | 22.4 | 459a | 519a | 910a | 941a | | |
| 91C Woodbine Stn – York Mills | 23.98 | | | | | | | LF | 3 | 23' 00" | 69 | 0 | 20.9 | | | | | | | | | | | | | LF | 2 | 30' 00" | 58 | 2 | 24.8 | 340p | 407p | 633p | 700p | | |
| 91D Woodbine Stn – York Mills via Railside | 26.26 | LF | 4 | 19' 30" | 78 | 0 | 20.2 | | | | | | LF | 3.5 | 24' 00" | 78 | 6 | 20.2 | | | | | | | | LF | 2 | 30' 00" | 58 | 2 | 24.8 | 946a | 622a | 105a | 106a | | |
| Combined/Average | | | 8 | 7' 22" | | | | 4 | 11' 30" | | | | 7 | 8' 34" | | | | | | 4 | 13' 20" | | | | 3 | 12' 00" | | | | | | | | | | | |
| Saturday | 28-Jun-14 | | Saturday early morning | | | | | Saturday morning | | | | | Saturday afternoon | | | | | Saturday early evening | | | | | Saturday late evening | | | | | | | | | | | | | | |
| 91A Woodbine Stn – Parkview Hills | 7.47 | LF | 1 | 24' 00" | 24 | 0 | 18.7 | LF | 1 | 24' 00" | 24 | 0 | 18.7 | LF | 1 | 24' 00" | 24 | 0 | 18.7 | LF | 1 | 20' 00" | 20 | 0 | 22.4 | LF | 1 | 20' 00" | 20 | 0 | 22.4 | 632a | 620a | 1258a | 108a | | |
| 91C Woodbine Stn – York Mills | 23.98 | LF | 3 | 24' 00" | 60 | 12 | 24.0 | LF | 3 | 24' 00" | 60 | 12 | 24.0 | LF | 3 | 24' 00" | 64 | 8 | 22.5 | LF | 3 | 20' 00" | 58 | 2 | 24.8 | LF | 2 | 30' 00" | 58 | 2 | 24.8 | 623a | 613a | 103a | 103a | | |
| Combined/Average | | | 4 | 12' 00" | | | | 4 | 12' 00" | | | | 4 | 12' 00" | | | | | | 4 | 10' 00" | | | | 3 | 12' 00" | | | | | | | | | | | |
| Sunday | 22-Jun-14 | | Sunday morning | | | | | Sunday afternoon | | | | | Sunday early evening | | | | | Sunday late evening | | | | | | | | | | | | | | | | | | | |
| 91A Woodbine Stn – Parkview Hills | 7.47 | | | | | | | LF | 1 | 24' 00" | 24 | 0 | 18.7 | LF | 1 | 24' 00" | 24 | 0 | 18.7 | LF | 1 | 20' 00" | 20 | 0 | 22.4 | LF | 1 | 20' 00" | 20 | 0 | 22.4 | 920a | 908a | 1258a | 108a | | |
| 91C Woodbine Stn – York Mills | 23.98 | | | | | | | LF | 3 | 24' 00" | 60 | 12 | 24.0 | LF | 3 | 24' 00" | 64 | 8 | 22.5 | LF | 3 | 20' 00" | 58 | 2 | 24.8 | LF | 2 | 30' 00" | 58 | 2 | 24.8 | 902a | 852a | 103a | 102a | | |
| Combined/Average | | | | | | | | 4 | 12' 00" | | | | 4 | 12' 00" | | | | | | 4 | 10' 00" | | | | 3 | 12' 00" | | | | | | | | | | | |

91C/D operates NB via Laurentide before noon, and operates NB via Valley Woods after noon
 91D operates WB on Railside during morning peak period, and operates EB via Railside during afternoon peak period.

| | | | | | | | | | | | | | | | | | | | | | | | | | | | | | | | | | | | | | | |
|------------------------------|-----------|----|-----------------------------------|---------|----|---|------|----------------------|---|--------|----|---|-------------------------------------|----|---|--------|----|-----------------------------|------|----|---|--------|----------------------------|---|------|----|---|---------|----|---|------|------|------|------|------|--|--|--|
| 92 WOODBINE SOUTH | | | | | | | | | | | | | | | | | | | | | | | | | | | | | | | | | | | | | | |
| | Bir | | | | | | | | | | | | | | | | | | | | | | | | | | | | | | | | | | | | | |
| Monday to Friday | 23-Jun-14 | | Monday-Friday morning peak period | | | | | Monday-Friday midday | | | | | Monday-Friday afternoon peak period | | | | | Monday-Friday early evening | | | | | Monday-Friday late evening | | | | | | | | | | | | | | | |
| 92 Woodbine Stn – Lake Shore | 5.79 | LF | 3 | 9' 00" | 27 | 0 | 12.9 | LF | 3 | 8' 00" | 20 | 4 | 17.4 | LF | 4 | 7' 00" | 27 | 1 | 12.9 | LF | 3 | 7' 00" | 20 | 1 | 17.4 | LF | 2 | 10' 00" | 20 | 0 | 17.4 | 534a | 521a | 110a | 100a | | | |
| Saturday | 28-Jun-14 | | Saturday early morning | | | | | Saturday morning | | | | | Saturday afternoon | | | | | Saturday early evening | | | | | Saturday late evening | | | | | | | | | | | | | | | |
| 92 Woodbine Stn – Lake Shore | 5.79 | LF | 2 | 12' 00" | 20 | 4 | 17.4 | LF | 4 | 7' 00" | 24 | 4 | 14.5 | LF | 4 | 7' 00" | 24 | 4 | 14.5 | LF | 3 | 7' 00" | 20 | 1 | 17.4 | LF | 2 | 10' 00" | 20 | 0 | 17.4 | 610a | 600a | 110a | 100a | | | |
| Sunday | 22-Jun-14 | | Sunday morning | | | | | Sunday afternoon | | | | | Sunday early evening | | | | | Sunday late evening | | | | | | | | | | | | | | | | | | | | |
| 92 Woodbine Stn – Lake Shore | 5.79 | | | | | | | LF | 4 | 7' 00" | 24 | 4 | 14.5 | LF | 4 | 7' 00" | 24 | 4 | 14.5 | LF | 3 | 7' 00" | 20 | 1 | 17.4 | LF | 2 | 10' 00" | 20 | 0 | 17.4 | 900a | 850a | 110a | 100a | | | |



SERVICE SUMMARY

June 22 to July 19, 2014

| Route | RT dist (km) and date of last change | Veh type | No. of Veh | Service interval | Run time (min) | Term time (min) | Avg spd (km/h) | Veh type | No. of Veh | Service interval | Run time (min) | Term time (min) | Avg spd (km/h) | Veh type | No. of Veh | Service interval | Run time (min) | Term time (min) | Avg spd (km/h) | Veh type | No. of Veh | Service interval | Run time (min) | Term time (min) | Avg spd (km/h) | Veh type | No. of Veh | Service interval | Run time (min) | Term time (min) | Avg spd (km/h) | First dep NB or WB | First dep SB or EB | Last dep NB or WB | Last dep SB or EB | | | | | | | | | | | | | | | | | | | | | | | | | | | | | | | | |
|--|--------------------------------------|--|--|------------------|----------------|-----------------|---|----------|------------|------------------|-------------------------------------|-----------------|----------------|-------------|-----------------------------|------------------|----------------|-----------------|----------------------------|----------|------------|------------------|----------------|-----------------|----------------|----------|------------|------------------|----------------|-----------------|----------------|--------------------|--------------------|-------------------|-------------------|-------|--|--|--|--|--|--|--|--|--|--|--|--|--|--|--|--|--|--|--|--|--|--|--|--|--|--|--|--|--|--|--|
| 97 YONGE | Wil | | | | | | | | | | | | | | | | | | | | | | | | | | | | | | | | | | | | | | | | | | | | | | | | | | | | | | | | | | | | | | | | | | |
| Monday to Friday | 03-Jan-11 | | Monday-Friday morning peak period | | | | Monday-Friday midday | | | | Monday-Friday afternoon peak period | | | | Monday-Friday early evening | | | | Monday-Friday late evening | | | | | | | | | | | | | | | | | | | | | | | | | | | | | | | | | | | | | | | | | | | | | | | | |
| 97A Davisville Stn – York Mills Stn via Yonge Blvd | 12.92 | LF | 2 | 30 ' 00 " | 48 | 12 | 16.2 | LF | 3 | 20 ' 00 " | 48 | 12 | 16.2 | LF | 2 | 30 ' 00 " | 48 | 12 | 16.2 | LF | 2 | 20 ' 00 " | 40 | 0 | 19.4 | LF | 2 | 20 ' 00 " | 36 | 4 | 21.5 | 602a | 632a | 110a | 112a | | | | | | | | | | | | | | | | | | | | | | | | | | | | | | | | |
| 97B Queens Quay – York Mills Stn | 13.67 | LF | 4 | 30 ' 00 " | 97 | 23 | 8.5 | | | | | | LF | 4 | 30 ' 00 " | 97 | 23 | 8.5 | | | | | | | | | | | | | | 625a | 556a | 935a | 856a | | | | | | | | | | | | | | | | | | | | | | | | | | | | | | | | |
| Combined/Average | | | 6 | 15 ' 00 " | | | | 3 | 20 ' 00 " | | | | 6 | 15 ' 00 " | | | | | | 2 | 20 ' 00 " | | | | | 2 | 20 ' 00 " | | | | | 248p | 155p | 548p | 555p | | | | | | | | | | | | | | | | | | | | | | | | | | | | | | | | |
| 97C Lawrence Stn – Steeles | 18.72 | LF | 3 | 30 ' 00 " | 85 | 5 | 13.2 | LF | 3 | 30 ' 00 " | 73 | 17 | 15.4 | LF | 3 | 30 ' 00 " | 87 | 3 | 12.9 | LF | 3 | 30 ' 00 " | 75 | 15 | 15.0 | LF | 2 | 30 ' 00 " | 60 | 0 | 18.7 | 554a | 546a | 108a | 1238a | | | | | | | | | | | | | | | | | | | | | | | | | | | | | | | | |
| | | | 97B operates via Yonge, Wellington, Bay, Queens Quay and Yonge | | | | 97B operates via Yonge, Queens Quay, Bay, Front and Yonge | | | | | | | | | | | | | | | | | | | | | | | | | | | | | | | | | | | | | | | | | | | | | | | | | | | | | | | | | | | | |
| Saturday | 08-Jan-11 | | Saturday early morning | | | | Saturday morning | | | | Saturday afternoon | | | | Saturday early evening | | | | Saturday late evening | | | | | | | | | | | | | | | | | | | | | | | | | | | | | | | | | | | | | | | | | | | | | | | | |
| 97A Davisville Stn – York Mills Stn via Yonge Blvd | 12.92 | LF | 2 | 24 ' 00 " | 41 | 7 | 18.9 | LF | 3 | 20 ' 00 " | 46 | 14 | 16.9 | LF | 3 | 20 ' 00 " | 46 | 14 | 16.9 | LF | 3 | 20 ' 00 " | 46 | 14 | 16.9 | LF | 2 | 20 ' 00 " | 36 | 4 | 21.5 | 534a | 555a | 114a | 121a | | | | | | | | | | | | | | | | | | | | | | | | | | | | | | | | |
| 97C Lawrence Stn – Steeles | 18.72 | LF | 3 | 30 ' 00 " | 72 | 18 | 15.6 | LF | 3 | 30 ' 00 " | 77 | 13 | 14.6 | LF | 3 | 30 ' 00 " | 77 | 13 | 14.6 | LF | 3 | 30 ' 00 " | 75 | 15 | 15.0 | LF | 2 | 30 ' 00 " | 60 | 0 | 18.7 | 545a | 553a | 1223a | 1253a | | | | | | | | | | | | | | | | | | | | | | | | | | | | | | | | |
| Sunday | 05-Sep-10 | | Sunday morning | | | | Sunday afternoon | | | | Sunday early evening | | | | Sunday late evening | | | | | | | | | | | | | | | | | | | | | | | | | | | | | | | | | | | | | | | | | | | | | | | | | | | | |
| 97A Davisville Stn – York Mills Stn via Yonge Blvd | 12.92 | | LF | 2 | 24 ' 00 " | 41 | 7 | 18.9 | LF | 3 | 20 ' 00 " | 46 | 14 | 16.9 | LF | 2 | 24 ' 00 " | 41 | 7 | 18.9 | LF | 2 | 20 ' 00 " | 36 | 4 | 21.5 | LF | 2 | 20 ' 00 " | 36 | 4 | 21.5 | 915a | 912a | 1245a | 1245a | | | | | | | | | | | | | | | | | | | | | | | | | | | | | | | |
| 97C Lawrence Stn – Steeles | 18.72 | | LF | 3 | 30 ' 00 " | 72 | 18 | 15.6 | LF | 3 | 30 ' 00 " | 77 | 13 | 14.6 | LF | 2 | 30 ' 00 " | 60 | 0 | 18.7 | LF | 2 | 30 ' 00 " | 60 | 0 | 18.7 | LF | 2 | 30 ' 00 " | 60 | 0 | 18.7 | 904a | 840a | 1238a | 1238a | | | | | | | | | | | | | | | | | | | | | | | | | | | | | | | |
| Overnight service provided by 320 YONGE | | | | | | | | | | | | | | | | | | | | | | | | | | | | | | | | | | | | | | | | | | | | | | | | | | | | | | | | | | | | | | | | | | | |
| 1 YONGE-UNIVERSITY-SPADINA SUBWAY | WilSub/Egl/MtD/Wil | Temporary late evening closure for tunnel liner replacement, Sunday to Friday. Trains replaced by buses north of Eglinton Station after approximately 12:30 a.m. | | | | | | | | | | | | | | | | | | | | | | | | | | | | | | | | | | | | | | | | | | | | | | | | | | | | | | | | | | | | | | | | | |
| Monday to Friday | 23-Jun-14 | | Monday-Friday morning peak period | | | | Monday-Friday midday | | | | Monday-Friday afternoon peak period | | | | Monday-Friday early evening | | | | Monday-Friday late evening | | | | | | | | | | | | | | | | | | | | | | | | | | | | | | | | | | | | | | | | | | | | | | | | |
| 1 Finch Stn – Downsview Stn | 60.45 | 6carHT | 25 | 4 ' 42 " | 118 | 0 | 30.9 | 6carHT | 33 | 3 ' 36 " | 119 | 0 | 30.6 | 6carHT | 47 | 2 ' 31 " | 118 | 0 | 30.7 | 6carHT | 33 | 3 ' 30 " | 116 | 0 | 31.4 | 6carHT | 23 | 4 ' 52 " | 112 | 0 | 32.4 | 603a | 540a | 1141p | 1215a | | | | | | | | | | | | | | | | | | | | | | | | | | | | | | | | |
| 1 Finch Stn – St Clair West Stn | 45.06 | 6carHT | 19 | 4 ' 42 " | 89 | 0 | 30.3 | | | | | | | | | | | | | | | | | | | | | | | | | | | | | | | | | | | | | | | | | | | | | | | | | | | | | | | | | | | | |
| Gap Trains | | 6carHT | 2 | Gap Trains | | | | | | | | | | 1 Gap Train | | | | | | | | | | | | | | | | | | | | | | | | | | | | | | | | | | | | | | | | | | | | | | | | | | | | | |
| 1 Eglinton Stn – Downsview Stn | 43.46 | | | | | | | | | | | | | | | | | | | | | | | | | 6carHT | 18 | 4 ' 52 " | 88 | 0 | 29.8 | | | 118a | 128a | | | | | | | | | | | | | | | | | | | | | | | | | | | | | | | | |
| 1 Eglinton Stn – Finch Stn replacement bus | 22.49 | | | | | | | | | | | | | | | | | | | | | | | | | LF | 18 | 3 ' 00 " | 54 | 0 | 25.0 | 1213a | 1208a | 210a | 150a | | | | | | | | | | | | | | | | | | | | | | | | | | | | | | | | |
| Combined/Average | | | 46 | 2 ' 21 " | | | | 33 | 3 ' 36 " | | | | 48 | 2 ' 31 " | | | | | | 33 | 3 ' 30 " | | | | | | | | | | | | | | | | | | | | | | | | | | | | | | | | | | | | | | | | | | | | | | |
| Saturday | 05-Apr-14 | | Saturday early morning | | | | Saturday morning | | | | Saturday afternoon | | | | Saturday early evening | | | | Saturday late evening | | | | | | | | | | | | | | | | | | | | | | | | | | | | | | | | | | | | | | | | | | | | | | | | |
| 1 Finch Stn – Downsview Stn | 60.45 | 6carHT | 23 | 4 ' 52 " | 112 | 0 | 32.4 | 6carHT | 31 | 3 ' 42 " | 115 | 0 | 31.7 | 6carHT | 31 | 3 ' 42 " | 115 | 0 | 31.7 | 6carHT | 23 | 4 ' 52 " | 112 | 0 | 32.4 | 6carHT | 23 | 4 ' 52 " | 112 | 0 | 32.4 | 600a | 557a | 118a | 116a | | | | | | | | | | | | | | | | | | | | | | | | | | | | | | | | |
| Sunday | 30-Mar-14 | | Sunday morning | | | | Sunday afternoon | | | | Sunday early evening | | | | Sunday late evening | | | | | | | | | | | | | | | | | | | | | | | | | | | | | | | | | | | | | | | | | | | | | | | | | | | | |
| 1 Finch Stn – Downsview Stn | 60.45 | | 6carHT | 25 | 4 ' 30 " | 113 | 0 | 32.2 | 6carHT | 27 | 4 ' 10 " | 113 | 0 | 32.2 | 6carHT | 23 | 4 ' 52 " | 112 | 0 | 32.4 | 6carHT | 23 | 4 ' 52 " | 112 | 0 | 32.4 | 6carHT | 23 | 4 ' 52 " | 112 | 0 | 32.4 | 900a | 857a | 1141p | 1215a | | | | | | | | | | | | | | | | | | | | | | | | | | | | | | | |
| 1 Eglinton Stn – Downsview Stn | 43.46 | | | | | | | | | | | | | | | | | | | | | | | | | 6carHT | 18 | 4 ' 52 " | 88 | 0 | 29.8 | | | 118a | 128a | | | | | | | | | | | | | | | | | | | | | | | | | | | | | | | | |
| 1 Eglinton Stn – Finch Stn replacement bus | 22.49 | | | | | | | | | | | | | | | | | | | | | | | | | LF | 12 | 4 ' 30 " | 54 | 0 | 25.0 | 1213a | 1208a | 210a | 150a | | | | | | | | | | | | | | | | | | | | | | | | | | | | | | | | |
| Combined/Average | | | | | | | | | | | | | | | | | | | | | | | | | | | | | | | | | | | | | | | | | | | | | | | | | | | | | | | | | | | | | | | | | | | |
| 320 YONGE | Egl/MtD/Wil | | | | | | | | | | | | | | | | | | | | | | | | | | | | | | | | | | | | | | | | | | | | | | | | | | | | | | | | | | | | | | | | | | |
| Overnight, Monday to Friday | 15-Oct-13 | | Monday-Friday overnight 130a-330a | | | | Monday-Friday overnight 330a-600a | | | | | | | | | | | | | | | | | | | | | | | | | | | | | | | | | | | | | | | | | | | | | | | | | | | | | | | | | | | | |
| 320 Queens Quay – Steeles | 35.97 | LF | 26 | 3 ' 30 " | 91 | 0 | 23.7 | LF | 6 | 15 ' 00 " | 90 | 0 | 24.0 | | | | | | | | | | | | | | | | | | | | | | | | | | | | | | | | | | | | | | | | | | | | | | | | | | | | | | |
| | | | | | | | Additional service operates 500a to 600a | | | | | | | | | | | | | | | | | | | | | | | | | | | | | | | | | | | | | | | | | | | | | | | | | | | | | | | | | | | | |
| Overnight, Saturday | 19-Oct-13 | | Saturday overnight 130a-330a | | | | Saturday overnight 330a-600a | | | | | | | | | | | | | | | | | | | | | | | | | | | | | | | | | | | | | | | | | | | | | | | | | | | | | | | | | | | | |
| 320 Queens Quay – Steeles | 35.97 | LF | 26 | 3 ' 30 " | 91 | 0 | 23.7 | LF | 6 | 15 ' 00 " | 90 | 0 | 24.0 | | | | | | | | | | | | | | | | | | | | | | | | | | | | | | | | | | | | | | | | | | | | | | | | | | | | | | |
| | | | | | | | Additional service operates 500a to 600a | | | | | | | | | | | | | | | | | | | | | | | | | | | | | | | | | | | | | | | | | | | | | | | | | | | | | | | | | | | | |
| Overnight, Sunday | 13-Oct-13 | | Sunday overnight 130a-330a | | | | Sunday overnight 330a-600a | | | | Sunday morning 600a-900a | | | | | | | | | | | | | | | | | | | | | | | | | | | | | | | | | | | | | | | | | | | | | | | | | | | | | | | | |
| 320 Queens Quay – Steeles | 35.97 | LF | 6 | 15 ' 00 " | 90 | 0 | 24.0 | LF | 6 | 15 ' 00 " | 90 | 0 | 24.0 | LF | 32 | 3 ' 00 " | 96 | 0 | 22.5 | | | | | | | | | | | | | | | | | | | | | | | | | | | | | | | | | | | | | | | | | | | | | | | | |

**TORONTO TRANSIT COMMISSION****SERVICE SUMMARY**

June 22 to July 19, 2014

| Route | RT dist (km) and date of last change | Veh type | No. of Veh | Service interval | Run time (min) | Term time (min) | Avg spd (km/h) | Veh type | No. of Veh | Service interval | Run time (min) | Term time (min) | Avg spd (km/h) | Veh type | No. of Veh | Service interval | Run time (min) | Term time (min) | Avg spd (km/h) | Veh type | No. of Veh | Service interval | Run time (min) | Term time (min) | Avg spd (km/h) | Veh type | No. of Veh | Service interval | Run time (min) | Term time (min) | Avg spd (km/h) | First dep NB or WB | First dep SB or EB | Last dep NB or WB | Last dep SB or EB | | | |
|---|--------------------------------------|-----------|------------|---|----------------|-----------------|----------------|----------|------------|------------------|----------------------|-----------------|----------------|----------|------------|------------------|----------------|-------------------------------------|----------------|----------|------------|------------------|----------------|-----------------|-----------------------------|----------|------------|------------------|----------------|-----------------|----------------|----------------------------|--------------------|-------------------|-------------------|--|--|--|
| 95 YORK MILLS | | Mal/Wil | | | | | | | | | | | | | | | | | | | | | | | | | | | | | | | | | | | | |
| Monday to Friday | | 23-Jun-14 | | Monday-Friday morning peak period | | | | | | | Monday-Friday midday | | | | | | | Monday-Friday afternoon peak period | | | | | | | Monday-Friday early evening | | | | | | | Monday-Friday late evening | | | | | | |
| 95A York Mills Stn – Kingston Rd | 42.82 | LF | 16 | 8' 00" | 126 | 2 | 20.4 | LF | 8 | 15' 00" | 116 | 4 | 22.2 | LF | 13 | 10' 00" | 130 | 0 | 19.8 | LF | 8 | 13' 45" | 108 | 2 | 23.8 | LF | 10 | 10' 00" | 94 | 6 | 27.3 | 500a | 552a | 152a | 123a | | | |
| 95B York Mills Stn – U of T Scarborough | 37.64 | | | | | | | LF | 7 | 15' 00" | 103 | 2 | 21.9 | | | | | | | LF | 7 | 13' 45" | 95 | 2 | 23.8 | | | | | | | 907a | 907a | 300p | 236p | | | |
| 95C York Mills Stn – Ellesmere Stn | 26.78 | LF | 10 | 8' 00" | 72 | 8 | 22.3 | | | | | | LF | 8 | 10' 00" | 75 | 5 | 21.4 | | | | | | | | | | | | | | 640p | 714p | 1006p | 946p | | | |
| 95E York Mills Stn – U of T Scarborough Express | 37.64 | LF | 10 | 10' 00" | 97 | 3 | 23.3 | | | | | | LF | 8 | 12' 30" | 100 | 0 | 22.6 | | | | | | | | | | | | | | 606a | 637a | 918a | 901a | | | |
| Combined/Average | | | 36 | 2' 51" | | | | 15 | 7' 30" | | | | 29 | 3' 34" | | | | | | 15 | 6' 53" | | | | | 10 | 10' 00" | | | | 303p | 247p | 648p | 658p | | | | |
| Saturday | | 28-Jun-14 | | Saturday early morning | | | | | | | Saturday morning | | | | | | | Saturday afternoon | | | | | | | Saturday early evening | | | | | | | Saturday late evening | | | | | | |
| 95A York Mills Stn – Kingston Rd | 42.82 | LF | 6 | 20' 00" | 113 | 7 | 22.7 | LF | 6 | 20' 00" | 113 | 7 | 22.7 | LF | 8 | 15' 00" | 113 | 7 | 22.7 | LF | 10 | 10' 00" | 100 | 0 | 25.7 | LF | 7 | 13' 00" | 90 | 1 | 28.5 | 603a | 600a | 122a | 1249a | | | |
| 95B York Mills Stn – U of T Scarborough | 37.64 | LF | 5 | 20' 00" | 100 | 0 | 22.6 | LF | 5 | 20' 00" | 100 | 0 | 22.6 | LF | 7 | 15' 00" | 100 | 5 | 22.6 | | | | | | | | | | | | | 500a | 610a | 700p | 655p | | | |
| Combined/Average | | | 11 | 10' 00" | | | | 11 | 10' 00" | | | | 15 | 7' 30" | | | | | | 10 | 10' 00" | | | | | 7 | 13' 00" | | | | | | | | | | | |
| Sunday | | 22-Jun-14 | | Sunday morning | | | | | | | Sunday afternoon | | | | | | | Sunday early evening | | | | | | | Sunday late evening | | | | | | | | | | | | | |
| 95A York Mills Stn – Kingston Rd | 42.82 | | | | | | | LF | 6 | 20' 00" | 113 | 7 | 22.7 | LF | 6 | 20' 00" | 113 | 7 | 22.7 | LF | 10 | 10' 00" | 100 | 0 | 25.7 | LF | 7 | 13' 00" | 90 | 1 | 28.5 | 738a | 836a | 134a | 1249a | | | |
| 95B York Mills Stn – U of T Scarborough | 37.64 | | | | | | | LF | 5 | 20' 00" | 100 | 0 | 22.6 | LF | 5 | 20' 00" | 100 | 0 | 22.6 | | | | | | | | | | | | | 900a | 850a | 700p | 610p | | | |
| Combined/Average | | | | | | | | 11 | 10' 00" | | | | 11 | 10' 00" | | | | | | 10 | 10' 00" | | | | | 7 | 13' 00" | | | | | | | | | | | |
| 321 YORK MILLS | | Mal | | | | | | | | | | | | | | | | | | | | | | | | | | | | | | | | | | | | |
| Overnight, 7 days a week | | 02-Aug-09 | | Monday-Friday overnight | | | | | | | Saturday overnight | | | | | | | Sunday overnight | | | | | | | | | | | | | | | | | | | | |
| 321 York Mills Stn – Finch via Neilson | 48.28 | LF | 3 | 30' 00" | 90 | 0 | 32.2 | LF | 3 | 30' 00" | 90 | 0 | 32.2 | LF | 3 | 30' 00" | 90 | 0 | 32.2 | | | | | | | | | | | | | 220a | 136a | 450a | 535a | | | |
| 106 YORK UNIVERSITY | | Wil | | Running time increase required for construction of the Toronto-York Spadina Subway expansion on Monday-Friday and Saturday. | | | | | | | | | | | | | | | | | | | | | | | | | | | | | | | | | | |
| Monday to Friday | | 23-Jun-14 | | Monday-Friday morning peak period | | | | | | | Monday-Friday midday | | | | | | | Monday-Friday afternoon peak period | | | | | | | Monday-Friday early evening | | | | | | | Monday-Friday late evening | | | | | | |
| 106 Downsview Stn – York University | 18.07 | LF | 7 | 10' 00" | 61 | 9 | 17.8 | LF | 6 | 10' 00" | 57 | 3 | 19.0 | LF | 6 | 11' 00" | 61 | 5 | 17.8 | LF | 4 | 15' 00" | 57 | 3 | 19.0 | LF | 3 | 18' 00" | 50 | 4 | 21.7 | 601a | 545a | 245a | 215a | | | |
| Saturday | | 08-Sep-12 | | Saturday early morning | | | | | | | Saturday morning | | | | | | | Saturday afternoon | | | | | | | Saturday early evening | | | | | | | Saturday late evening | | | | | | |
| 106 Downsview Stn – York University | 18.07 | LF | 5 | 12' 00" | 55 | 5 | 19.7 | LF | 5 | 12' 00" | 57 | 3 | 19.0 | LF | 6 | 10' 00" | 57 | 3 | 19.0 | LF | 4 | 12' 00" | 45 | 3 | 24.1 | LF | 3 | 15' 00" | 45 | 0 | 24.1 | 600a | 600a | 245a | 215a | | | |
| Sunday | | 13-Oct-13 | | Sunday morning | | | | | | | Sunday afternoon | | | | | | | Sunday early evening | | | | | | | Sunday late evening | | | | | | | | | | | | | |
| 106 Downsview Stn – York University | 18.07 | | | | | | | LF | 4 | 15' 00" | 50 | 10 | 21.7 | LF | 6 | 10' 00" | 52 | 8 | 20.9 | LF | 3 | 15' 00" | 45 | 0 | 24.1 | LF | 3 | 15' 00" | 45 | 0 | 24.1 | 742a | 815a | 215a | 145a | | | |
| 196 YORK UNIVERSITY ROCKET | | Wil | | Running time increase required for construction of the Toronto-York Spadina Subway expansion on Monday-Friday and Saturday. | | | | | | | | | | | | | | | | | | | | | | | | | | | | | | | | | | |
| Monday to Friday | | 23-Jun-14 | | Monday-Friday morning peak period | | | | | | | Monday-Friday midday | | | | | | | Monday-Friday afternoon peak period | | | | | | | Monday-Friday early evening | | | | | | | Monday-Friday late evening | | | | | | |
| 196A Downsview Stn – York University Express | 13.97 | LF | 5 | 9' 00" | 38 | 7 | 22.1 | LF | 4 | 10' 00" | 36 | 4 | 23.3 | LF | 5 | 8' 00" | 38 | 2 | 22.1 | LF | 4 | 10' 00" | 36 | 4 | 23.3 | LF | 3 | 11' 00" | 32 | 1 | 26.2 | 635a | 634a | 103a | 121a | | | |
| 196B Sheppard-Yonge Stn – York University, Express via Downsview Stn | 23.49 | LF | 7 | 9' 00" | 60 | 3 | 23.5 | LF | 6 | 10' 00" | 58 | 2 | 24.3 | LF | 8 | 8' 00" | 59 | 5 | 23.9 | LF | 6 | 10' 00" | 58 | 2 | 24.3 | | | | | | 700a | 628a | 1037p | 1047p | | | | |
| Combined/Average | | | 12 | 4' 30" | | | | 10 | 5' 00" | | | | 13 | 4' 00" | | | | | | 10 | 5' 00" | | | | | 3 | 11' 00" | | | | | | | | | | | |
| Buses operate Southbound on Sentinel before Noon, and Northbound on Sentinel after noon Monday to Friday. | | | | | | | | | | | | | | | | | | | | | | | | | | | | | | | | | | | | | | |
| Saturday | | 31-Mar-12 | | Saturday early morning | | | | | | | Saturday morning | | | | | | | Saturday afternoon | | | | | | | Saturday early evening | | | | | | | Saturday late evening | | | | | | |
| 196A Downsview Stn – York University Express | 13.32 | LF | 3 | 12' 00" | 34 | 2 | 23.5 | LF | 3 | 12' 00" | 34 | 2 | 23.5 | LF | 4 | 10' 00" | 36 | 4 | 22.2 | LF | 2 | 15' 00" | 30 | 0 | 26.6 | LF | 2 | 15' 00" | 30 | 0 | 26.6 | 645a | 702a | 215a | 230a | | | |
| Sunday | | 02-Jan-11 | | Sunday morning | | | | | | | Sunday afternoon | | | | | | | Sunday early evening | | | | | | | Sunday late evening | | | | | | | | | | | | | |
| 196A Downsview Stn – York University Express | 13.32 | | | | | | | LF | 2 | 15' 00" | 30 | 0 | 26.6 | LF | 2 | 15' 00" | 30 | 0 | 26.6 | LF | 2 | 15' 00" | 30 | 0 | 26.6 | LF | 2 | 15' 00" | 30 | 0 | 26.6 | 900a | 845a | 100a | 115a | | | |



SERVICE SUMMARY

June 22 to July 19, 2014

Summary of vehicles and trains in service

| | MONDAY-FRIDAY | | | | | | SATURDAY | | | | | | SUNDAY | | | | | |
|----------------------------|---------------|--------|--------|---------|---------|-------|----------|---------|--------|---------|---------|-------|--------|---------|--------|---------|---------|-------|
| | Morning | Midday | After- | Early | Late | Over- | Early | Morning | After- | Early | Late | Over- | Early | Morning | After- | Early | Late | Over- |
| | | | noon | Evening | Evening | night | | | noon | Evening | Evening | night | | | noon | Evening | Evening | night |
| BUSES | | | | | | | | | | | | | | | | | | |
| Arrow Road Garage | | | | | | | | | | | | | | | | | | |
| 12m lift-equipped buses | 48 | 31 | 46 | 29 | 21 | 0 | 19 | 32 | 34 | 27 | 18 | 0 | 15 | 22 | 22 | 16 | 9 | 0 |
| 12m low-floor buses | 182 | 104 | 174 | 98 | 60 | 9 | 74 | 108 | 110 | 80 | 54 | 9 | 53 | 94 | 95 | 69 | 42 | 9 |
| Total, Arrow Road Garage | 230 | 135 | 220 | 127 | 81 | 9 | 93 | 140 | 144 | 107 | 72 | 9 | 68 | 116 | 117 | 85 | 51 | 9 |
| Birchmount Garage | | | | | | | | | | | | | | | | | | |
| 12m low-floor buses | 183 | 125 | 176 | 109 | 72 | 8 | 82 | 111 | 111 | 90 | 62 | 5 | 65 | 98 | 99 | 64 | 50 | 4 |
| Total, Birchmount Garage | 183 | 125 | 176 | 109 | 72 | 8 | 82 | 111 | 111 | 90 | 62 | 5 | 65 | 98 | 99 | 64 | 50 | 4 |
| Eglinton Garage | | | | | | | | | | | | | | | | | | |
| 12m low-floor buses | 243 | 137 | 220 | 132 | 78 | 10 | 78 | 134 | 135 | 101 | 62 | 9 | 80 | 112 | 112 | 80 | 55 | 9 |
| Total, Eglinton Garage | 243 | 137 | 220 | 132 | 78 | 10 | 78 | 134 | 135 | 101 | 62 | 9 | 80 | 112 | 112 | 80 | 55 | 9 |
| Malvern Garage | | | | | | | | | | | | | | | | | | |
| 12m lift-equipped buses | 127 | 57 | 108 | 59 | 35 | 2 | 38 | 50 | 50 | 37 | 20 | 1 | 30 | 41 | 43 | 28 | 23 | 1 |
| 12m low-floor buses | 101 | 65 | 103 | 65 | 47 | 4 | 53 | 68 | 68 | 56 | 37 | 5 | 39 | 56 | 56 | 51 | 32 | 5 |
| 18m low-floor artic. buses | 0 | 0 | 0 | 0 | 0 | 0 | 0 | 0 | 0 | 0 | 0 | 0 | 0 | 0 | 0 | 0 | 0 | 0 |
| Total, Malvern Garage | 228 | 122 | 211 | 124 | 82 | 6 | 91 | 118 | 118 | 93 | 57 | 6 | 69 | 97 | 99 | 79 | 55 | 6 |
| Mount Dennis Garage | | | | | | | | | | | | | | | | | | |
| 12m low-floor buses | 222 | 142 | 207 | 125 | 81 | 7 | 87 | 154 | 157 | 96 | 67 | 6 | 74 | 126 | 128 | 78 | 53 | 5 |
| 18m low-floor artic. buses | 0 | 0 | 0 | 0 | 0 | 0 | 0 | 0 | 0 | 0 | 0 | 0 | 0 | 0 | 0 | 0 | 0 | 0 |
| Total, Mount Dennis | 222 | 142 | 207 | 125 | 81 | 7 | 87 | 154 | 157 | 96 | 67 | 6 | 74 | 126 | 128 | 78 | 53 | 5 |
| Queensway Garage | | | | | | | | | | | | | | | | | | |
| 12m low-floor buses | 136 | 92 | 135 | 84 | 51 | 3 | 59 | 87 | 88 | 65 | 45 | 3 | 49 | 68 | 69 | 57 | 39 | 4 |
| Total, Queensway Garage | 136 | 92 | 135 | 84 | 51 | 3 | 59 | 87 | 88 | 65 | 45 | 3 | 49 | 68 | 69 | 57 | 39 | 4 |
| Wilson Garage | | | | | | | | | | | | | | | | | | |
| 12m lift-equipped buses | 21 | 10 | 17 | 11 | 6 | 0 | 6 | 12 | 12 | 8 | 5 | 0 | 17 | 39 | 39 | 16 | 11 | 0 |
| 12m low-floor buses | 156 | 102 | 149 | 82 | 52 | 0 | 77 | 94 | 94 | 65 | 49 | 4 | 72 | 82 | 82 | 65 | 41 | 8 |
| 18m low-floor artic. buses | 44 | 43 | 47 | 37 | 24 | 5 | 18 | 38 | 39 | 21 | 11 | 3 | 0 | 0 | 0 | 0 | 0 | 0 |
| Total, Wilson Garage | 221 | 155 | 213 | 130 | 82 | 5 | 101 | 144 | 145 | 94 | 65 | 7 | 89 | 121 | 121 | 81 | 52 | 8 |
| Total, BUSES | | | | | | | | | | | | | | | | | | |
| 12m lift-equipped buses | 196 | 98 | 171 | 99 | 62 | 2 | 63 | 94 | 96 | 72 | 43 | 1 | 62 | 102 | 104 | 60 | 43 | 1 |
| 12m low-floor buses | 1223 | 767 | 1164 | 695 | 441 | 41 | 510 | 756 | 763 | 553 | 376 | 41 | 432 | 636 | 641 | 464 | 312 | 44 |
| 18m low-floor artic. buses | 44 | 43 | 47 | 37 | 24 | 5 | 18 | 38 | 39 | 21 | 11 | 3 | 0 | 0 | 0 | 0 | 0 | 0 |
| Total, all buses | 1463 | 908 | 1382 | 831 | 527 | 48 | 591 | 888 | 898 | 646 | 430 | 45 | 494 | 738 | 745 | 524 | 355 | 45 |

Notes:

SERVICE OUTSIDE TORONTO

Service is operated outside Toronto on the following routes:

160 BATHURST NORTH, 17 BIRCHMOUNT, 105 DUFFERIN NORTH, 35 JANE, 107 KEELE NORTH, 52 LAWRENCE WEST, 102 MARKHAM RD, 129 MCCOWAN NORTH, 24 VICTORIA PARK, 224 VICTORIA PARK NORTH, 68 WARDEN and 165 WESTON RD NORTH.

Vehicle numbers include vehicles required for City and/or TTC construction.

Bus totals include articulated buses on a one-for-one basis.

| | MONDAY-FRIDAY | | | | | | SATURDAY | | | | | | SUNDAY | | | | | |
|------------------------------|---------------|--------|--------|---------|---------|-------|----------|---------|--------|---------|---------|-------|--------|---------|--------|---------|---------|-------|
| | Morning | Midday | After- | Early | Late | Over- | Early | Morning | After- | Early | Late | Over- | Early | Morning | After- | Early | Late | Over- |
| | | | noon | Evening | Evening | night | | | noon | Evening | Evening | night | | | noon | Evening | Evening | night |
| STREETCARS | | | | | | | | | | | | | | | | | | |
| Roncesvalles Carhouse | | | | | | | | | | | | | | | | | | |
| CLRVs | 91 | 63 | 86 | 55 | 34 | 2 | 34 | 65 | 65 | 45 | 35 | 2 | 21 | 38 | 38 | 26 | 19 | 2 |
| ALRVs | 23 | 19 | 21 | 20 | 17 | 3 | 12 | 23 | 23 | 20 | 13 | 3 | 15 | 27 | 27 | 22 | 18 | 2 |
| Total, Roncesvalles Carhouse | 114 | 82 | 107 | 75 | 51 | 5 | 46 | 88 | 88 | 65 | 48 | 5 | 36 | 65 | 65 | 48 | 37 | 4 |
| Russell Carhouse | | | | | | | | | | | | | | | | | | |
| CLRVs | 62 | 55 | 67 | 46 | 22 | 1 | 27 | 54 | 54 | 37 | 24 | 1 | 18 | 42 | 41 | 27 | 18 | 1 |
| ALRVs | 15 | 13 | 19 | 18 | 14 | 2 | 10 | 17 | 17 | 15 | 9 | 2 | 8 | 13 | 13 | 12 | 9 | 3 |
| Total, Russell Carhouse | 77 | 68 | 86 | 64 | 36 | 3 | 37 | 71 | 71 | 52 | 33 | 3 | 26 | 55 | 54 | 39 | 27 | 4 |
| Total, STREETCARS | | | | | | | | | | | | | | | | | | |
| CLRVs | 153 | 118 | 153 | 101 | 56 | 3 | 61 | 119 | 119 | 82 | 59 | 3 | 39 | 80 | 79 | 53 | 37 | 3 |
| ALRVs | 38 | 32 | 40 | 38 | 31 | 5 | 22 | 40 | 40 | 35 | 22 | 5 | 23 | 40 | 40 | 34 | 27 | 5 |
| Total, all streetcars | 191 | 150 | 193 | 139 | 87 | 8 | 83 | 159 | 159 | 117 | 81 | 8 | 62 | 120 | 119 | 87 | 64 | 8 |
| SUBWAY | | | | | | | | | | | | | | | | | | |
| Wilson Carhouse | | | | | | | | | | | | | | | | | | |
| 4-car subway trains | 4 | 4 | 4 | 4 | 4 | 0 | 4 | 4 | 4 | 4 | 4 | 0 | 0 | 4 | 4 | 4 | 4 | 0 |
| 6-car subway trains | 46 | 33 | 48 | 33 | 23 | 0 | 23 | 31 | 31 | 23 | 23 | 0 | 0 | 27 | 27 | 23 | 23 | 0 |
| Greenwood Carhouse | | | | | | | | | | | | | | | | | | |
| 6-car subway trains | 38 | 29 | 35 | 26 | 20 | 0 | 20 | 20 | 21 | 20 | 20 | 0 | 0 | 20 | 20 | 20 | 20 | 0 |
| Total, SUBWAY TRAINS | | | | | | | | | | | | | | | | | | |
| 4-car subway trains | 4 | 4 | 4 | 4 | 4 | 0 | 4 | 4 | 4 | 4 | 4 | 0 | 0 | 4 | 4 | 4 | 4 | 0 |
| 6-car subway trains | 84 | 62 | 83 | 59 | 43 | 0 | 43 | 51 | 52 | 43 | 43 | 0 | 0 | 47 | 47 | 43 | 43 | 0 |
| Total, all subway trains | 88 | 66 | 87 | 63 | 47 | 0 | 47 | 55 | 56 | 47 | 47 | 0 | 0 | 51 | 51 | 47 | 47 | 0 |
| McCowan Carhouse | | | | | | | | | | | | | | | | | | |
| 4-car RT trains | 6 | 4 | 6 | 4 | 4 | 0 | 4 | 4 | 4 | 4 | 4 | 0 | 0 | 4 | 4 | 4 | 4 | 0 |

ARTICULATED STREETCARS (ALRVs)

Monday to Friday ALRVs are used on 501 QUEEN, some morning peak-period runs on 504 KING

On Saturdays ALRVs are used on 501 QUEEN

On Sundays ALRVs are used on 501 QUEEN and, from May to August, on 511 BATHURST.

Alphabetical list of routes, with route direction and operating division

BUSES &

| | | |
|----------------------------------|----|-----------|
| 192 Airport Rocket | NS | Qsy |
| 117 Alness | NS | Wil |
| 99 Arrow Rd | NS | Arw |
| 5 Avenue Rd | NS | Wil |
| 61 Avenue Rd North | NS | Wil |
| 7 Bathurst ☿ | NS | Wil |
| 160 Bathurst North ☿ | NS | Wil |
| 310 Bathurst ☿ | NS | Wil |
| 6 Bay | NS | MtD |
| 11 Bayview | NS | Wil |
| 28 Bayview South | EW | Wil |
| 9 Bellamy | NS | Bir |
| 17 Birchmount | NS | Bir |
| 49 Bloor West | EW | Qsy |
| 300 Bloor-Danforth | EW | B/E/MtD/Q |
| 21 Brimley | NS | Bir |
| 8 Broadview | NS | Bir |
| 50 Burnhamthorpe | EW | Qsy |
| 172 Cherry Street | EW | Bir |
| 120 Calvington | EW | Arw |
| 126 Christie | NS | MtD |
| 20 Cliffside | EW | Bir |
| 87 Cosburn | EW | Bir |
| 22 Coxwell | NS | Bir |
| 322 Coxwell | NS | Bir |
| 42 Cummer | EW | Wil |
| 113 Danforth | EW | Bir |
| 302 Danforth Rd-McCowan | NS | Bir |
| 127 Davenport | EW | MtD |
| 23 Dawes | NS | Bir |
| 25 Don Mills | NS | Egl |
| 303 Don Mills | NS | Egl |
| 108 Downsview | EW | Arw |
| 101 Downsview Park ✨ | EW | Arw |
| 142 Downtown/Avenue Rd Express | NS | Wil |
| 143 Downtown/Beach Express | EW | Bir |
| 144 Downtown/Don Valley Express | NS | Egl |
| 145 Downtown/Humber Bay Express | NS | Qsy |
| 141 Downtown/Mt Pleasant Express | NS | MtD |
| 125 Drewry | EW | Wil |
| 29 Dufferin ☿ † | NS | Wil |
| 329 Dufferin ☿ | NS | MtD/Wil |
| 105 Dufferin North | NS | Wil |
| 26 Dupont | EW | Qsy |
| 111 East Mall | NS | Qsy |
| 404 East York Community Bus | EW | W-T |
| 34 Eglinton East | EW | Egl |
| 305 Eglinton East | EW | Egl |
| 32 Eglinton West | EW | MtD |
| 307 Eglinton West | EW | MtD |
| 405 Etobicoke Community Bus | EW | W-T |

| | | |
|----------------------------------|----|---------|
| 15 Evans | EW | Qsy |
| 193 Exhibition Rocket ✨ | NS | Wil |
| 104 Faywood | NS | Wil |
| 39 Finch East † | EW | Mal |
| 308 Finch East | EW | Arw/Mal |
| 36 Finch West ☿ | EW | Arw |
| 309 Finch West ☿ | EW | Arw/Mal |
| 139 Finch-Don Mills † | EW | Mal |
| 199 Finch Rocket † | EW | Mal |
| 100 Flemingdon Park | NS | Egl |
| 33 Forest Hill | NS | Wil |
| 135 Gerrard | EW | Bir |
| 14 Glencairn | EW | MtD |
| 122 Graydon Hall | EW | Wil |
| 31 Greenwood | NS | Bir |
| 38 Highland Creek | EW | Mal |
| 191 Highway 27 Rocket | NS | Arw |
| 169 Huntingwood | EW | Wil |
| 37 Islington | NS | Arw |
| 311 Islington | NS | Arw |
| 110 Islington South | NS | Qsy |
| 35 Jane ☿ | NS | Arw |
| 313 Jane ☿ | NS | Arw |
| 195 Jane Rocket | NS | Arw |
| 83 Jones | NS | Bir |
| 40 Junction | EW | Qsy |
| 41 Keele | NS | MtD |
| 107 Keele North † | NS | Wil |
| 43 Kennedy | NS | Egl |
| 12 Kingston Rd | EW | Bir |
| 45 Kipling | NS | Qsy |
| 44 Kipling South | NS | Qsy |
| 30 Lambton | EW | Qsy |
| 47 Lansdowne | NS | MtD |
| 54 Lawrence East | EW | Egl |
| 354 Lawrence East | EW | Egl |
| 400 Lawrence Manor Community Bus | EW | W-T |
| 52 Lawrence West | EW | MtD |
| 352 Lawrence West | EW | MtD |
| 162 Lawrence-Donway | EW | Wil |
| 56 Leaside | NS | Wil |
| 51 Leslie | NS | Wil |
| 64 Main | NS | Bir |
| 59 Maple Leaf | EW | Arw |
| 102 Markham Rd | NS | Bir |
| 46 Martin Grove | NS | Arw |
| 16 McCowan | NS | Bir |
| 129 McCowan North | NS | Mal |
| 130 Middlefield † | NS | Mal |
| 57 Midland | NS | Bir |
| 132 Milner | EW | Mal |

| | | |
|------------------------------------|----|---------|
| 116 Morningside | EW | Egl |
| 62 Mortimer | EW | Bir |
| 171 Mt Dennis | NS | MtD |
| 74 Mt Pleasant | NS | Wil |
| 103 Mt Pleasant North | NS | Wil |
| 133 Neilson | NS | Mal |
| 131 Nugget † | EW | Mal |
| 70 O'Connor | EW | Egl |
| 63 Ossington | NS | MtD |
| 316 Ossington | NS | MtD/Wil |
| 72 Pape | NS | Bir |
| 402 Parkdale Community Bus | NS | W-T |
| 65 Parliament | NS | Bir |
| 67 Pharmacy | NS | Egl |
| 167 Pharmacy North | NS | Bir |
| 66 Prince Edward | NS | Qsy |
| 134 Progress | NS | Mal |
| 80 Queensway | EW | Qsy |
| 109 Rane | NS | Wil |
| 48 Rathburn | EW | Qsy |
| 161 Rogers Rd | EW | MtD |
| 82 Rosedale | EW | Wil |
| 73 Royal York | NS | Qsy |
| 76 Royal York South | NS | Qsy |
| 71 Runnymede | NS | MtD |
| 86 Scarborough | EW | Egl |
| 190 Scarborough Centre Rocket † | EW | Mal |
| 79 Scarlett Rd | NS | MtD |
| 85 Sheppard East | EW | Mal |
| 385 Sheppard East | EW | Mal |
| 84 Sheppard West | EW | Arw |
| 75 Sherbourne ☿ | NS | Wil |
| 123 Shorncliffe | NS | Qsy |
| 115 Silver Hills | EW | Wil |
| 403 South Don Mills Community Bus | NS | W-T |
| 88 South Leaside | EW | Wil |
| 78 St Andrews | EW | Wil |
| 312 St Clair | EW | Arw |
| 53 Steeles East † | EW | Mal |
| 353 Steeles East † | EW | Mal |
| 60 Steeles West | EW | Arw |
| 124 Sunnybrook | EW | Wil |
| 77 Swansea | NS | MtD |
| 168 Symington | NS | Qsy |
| 81 Thorncliffe Park | NS | Bir |
| 407 Toronto Rehab Centre Comm Link | EW | W-T |
| 10 Van Horne | EW | Wil |
| 90 Vaughan | NS | Wil |
| 24 Victoria Park | NS | Bir |
| 324 Victoria Park | NS | Bir |
| 224 Victoria Park North | NS | Egl |
| 68 Warden | NS | Egl |

| | | |
|----------------------------|----|-------------|
| 69 Warden South | NS | Bir |
| 55 Warren Park | NS | MtD |
| 94 Wellesley | EW | MtD |
| 112 West Mall | NS | Qsy |
| 89 Weston | NS | MtD |
| 165 Weston Rd North † | EW | Arw |
| 98 Willowdale-Senlac | EW | Wil |
| 96 Wilson † | EW | Arw |
| 319 Wilson | EW | Arw |
| 91 Woodbine | NS | Bir |
| 92 Woodbine South | NS | Bir |
| 97 Yonge | NS | Wil |
| 320 Yonge | NS | Egl/Wil/MtD |
| 95 York Mills | EW | Mal/Wil |
| 321 York Mills | EW | Mal |
| 106 York University | EW | Wil |
| 196 York University Rocket | EW | Wil |

STREETCARS

| | | |
|--------------------|----|---------|
| 511 Bathurst ☿ | NS | Ron |
| 506 Carlton ☿ | EW | Ron/Rus |
| 306 Carlton ☿ | EW | Ron/Rus |
| 502 Downtowner ☿ | EW | Rus |
| 505 Dundas ☿ | EW | Ron/Rus |
| 509 Harbourfront ☿ | EW | Ron |
| 504 King ☿ | EW | Ron/Rus |
| 503 Kingston Rd ☿ | EW | Rus |
| 508 Lake Shore ☿ | EW | Ron |
| 501 Queen ☿ | EW | Ron/Rus |
| 301 Queen ☿ | EW | Ron/Rus |
| 510 Spadina ☿ | NS | Rus |
| 512 St Clair ☿ | EW | Ron |

RAPID TRANSIT &

| | | |
|-----------------------------------|----|--------|
| 1 Yonge-University-Spadina Subway | NS | WilSub |
| 2 Bloor-Danforth Subway | EW | DanSub |
| 3 Scarborough RT | NS | DanSub |
| 4 Sheppard Subway | EW | WilSub |

☿ — Transit-priority traffic signals on route

† — Accessible service using lift-equipped buses

✨ — Seasonal, special-event, or temporary construction service

& All bus routes are accessible, and use low-floor buses unless otherwise indicated

🚲 165 of 171 bus routes are bike rack equipped (all bus routes numbered 5 to 385)

Numerical list of routes, with route direction and operating division

BUSES &

| | | |
|-------------------|----|-----|
| 5 Avenue Rd | NS | Wil |
| 6 Bay | NS | MtD |
| 7 Bathurst ☿ | NS | Wil |
| 8 Broadview | NS | Bir |
| 9 Bellamy | NS | Bir |
| 10 Van Horne | EW | Wil |
| 11 Bayview | NS | Wil |
| 12 Kingston Rd | EW | Bir |
| 14 Glencairn | EW | MtD |
| 15 Evans | EW | Qsy |
| 16 McCowan | NS | Bir |
| 17 Birchmount | NS | Bir |
| 20 Cliffside | EW | Bir |
| 21 Brimley | NS | Bir |
| 22 Coxwell | NS | Bir |
| 23 Dawes | NS | Bir |
| 24 Victoria Park | NS | Bir |
| 25 Don Mills | NS | Egl |
| 26 Dupont | EW | Qsy |
| 28 Bayview South | EW | Wil |
| 29 Dufferin ☿ † | NS | Wil |
| 30 Lambton | EW | Qsy |
| 31 Greenwood | NS | Bir |
| 32 Eglinton West | EW | MtD |
| 33 Forest Hill | NS | Wil |
| 34 Eglinton East | EW | Egl |
| 35 Jane ☿ | NS | Arw |
| 36 Finch West ☿ | EW | Arw |
| 37 Islington | NS | Arw |
| 38 Highland Creek | EW | Mal |
| 39 Finch East † | EW | Mal |
| 40 Junction | EW | Qsy |
| 41 Keele | NS | MtD |
| 42 Cummer | EW | Wil |
| 43 Kennedy | NS | Egl |
| 44 Kipling South | NS | Qsy |
| 45 Kipling | NS | Qsy |
| 46 Martin Grove | NS | Arw |
| 47 Lansdowne | NS | MtD |
| 48 Rathburn | EW | Qsy |
| 49 Bloor West | EW | Qsy |
| 50 Burnhamthorpe | EW | Qsy |
| 51 Leslie | NS | Wil |
| 52 Lawrence West | EW | MtD |
| 53 Steeles East † | EW | Mal |
| 54 Lawrence East | EW | Egl |
| 55 Warren Park | NS | MtD |
| 56 Leaside | NS | Wil |
| 57 Midland | NS | Bir |
| 59 Maple Leaf | EW | Arw |
| 60 Steeles West | EW | Arw |

| | | |
|-----------------------|----|---------|
| 61 Avenue Rd North | NS | Wil |
| 62 Mortimer | EW | Bir |
| 63 Ossington | NS | MtD |
| 64 Main | NS | Bir |
| 65 Parliament | NS | Bir |
| 66 Prince Edward | NS | Qsy |
| 67 Pharmacy | NS | Egl |
| 68 Warden | NS | Egl |
| 69 Warden South | NS | Bir |
| 70 O'Connor | EW | Egl |
| 71 Runnymede | NS | MtD |
| 72 Pape | NS | Bir |
| 73 Royal York | NS | Qsy |
| 74 Mt Pleasant | NS | Wil |
| 75 Sherbourne ☿ | NS | Wil |
| 76 Royal York South | NS | Qsy |
| 77 Swansea | NS | MtD |
| 78 St Andrews | EW | Wil |
| 79 Scarlett Rd | NS | MtD |
| 80 Queensway | EW | Qsy |
| 81 Thorncliffe Park | NS | Bir |
| 82 Rosedale | EW | Wil |
| 83 Jones | NS | Bir |
| 84 Sheppard West | EW | Arw |
| 85 Sheppard East | EW | Mal |
| 86 Scarborough | EW | Egl |
| 87 Cosburn | EW | Bir |
| 88 South Leaside | EW | Wil |
| 89 Weston | NS | MtD |
| 90 Vaughan | NS | Wil |
| 91 Woodbine | NS | Bir |
| 92 Woodbine South | NS | Bir |
| 94 Wellesley | EW | MtD |
| 95 York Mills | EW | Mal/Wil |
| 96 Wilson † | EW | Arw |
| 97 Yonge | NS | Wil |
| 98 Willowdale-Senlac | EW | Wil |
| 99 Arrow Rd | NS | Arw |
| 100 Flemingdon Park | NS | Egl |
| 101 Downsview Park ☿ | EW | Arw |
| 102 Markham Rd | NS | Bir |
| 103 Mt Pleasant North | NS | Wil |
| 104 Faywood | NS | Wil |
| 105 Dufferin North | NS | Wil |
| 106 York University | EW | Wil |
| 107 Keele North † | NS | Wil |
| 108 Downsview | EW | Arw |
| 109 Ranees | NS | Wil |
| 110 Islington South | NS | Qsy |
| 111 East Mall | NS | Qsy |
| 112 West Mall | NS | Qsy |
| 113 Danforth | EW | Bir |

| | | |
|----------------------------------|----|-----------|
| 115 Silver Hills | EW | Wil |
| 116 Morningside | EW | Egl |
| 117 Alness | NS | Wil |
| 120 Calvington | EW | Arw |
| 122 Graydon Hall | EW | Wil |
| 123 Shorncliffe | NS | Qsy |
| 124 Sunnybrook | EW | Wil |
| 125 Drewry | EW | Wil |
| 126 Christie | NS | MtD |
| 127 Davenport | EW | MtD |
| 129 McCowan North | NS | Mal |
| 130 Middlefield † | NS | Mal |
| 131 Nugget † | EW | Mal |
| 132 Milner | EW | Mal |
| 133 Neilson | NS | Mal |
| 134 Progress | NS | Mal |
| 135 Gerrard | EW | Bir |
| 139 Finch-Don Mills † | EW | Mal |
| 141 Downtown/Mt Pleasant Express | NS | MtD |
| 142 Downtown/Avenue Rd Express | NS | Wil |
| 143 Downtown/Beach Express | EW | Bir |
| 144 Downtown/Don Valley Express | NS | Egl |
| 145 Downtown/Humber Bay Express | NS | Qsy |
| 160 Bathurst North ☿ | NS | Wil |
| 161 Rogers Rd | EW | MtD |
| 162 Lawrence-Donway | EW | Wil |
| 165 Weston Rd North † | EW | Arw |
| 167 Pharmacy North | NS | Bir |
| 168 Symington | NS | Qsy |
| 169 Huntingwood | EW | Wil |
| 171 Mt Dennis | NS | MtD |
| 172 Cherry Street | EW | Bir |
| 190 Scarborough Centre Rocket † | EW | Mal |
| 191 Highway 27 Rocket | NS | Arw |
| 192 Airport Rocket | NS | Qsy |
| 193 Exhibition Rocket ☿ | NS | Wil |
| 195 Jane Rocket | NS | Arw |
| 196 York University Rocket | EW | Wil |
| 199 Finch Rocket † | EW | Mal |
| 224 Victoria Park North | NS | Egl |
| 300 Bloor-Danforth | EW | B/E/MtD/Q |
| 302 Danforth Rd-McCowan | NS | Bir |
| 303 Don Mills | NS | Egl |
| 305 Eglinton East | EW | Egl |
| 307 Eglinton West | EW | MtD |
| 308 Finch East | EW | Arw/Mal |
| 309 Finch West ☿ | EW | Arw/Mal |
| 310 Bathurst ☿ | NS | Wil |
| 311 Islington | NS | Arw |
| 312 St Clair | EW | Arw |
| 313 Jane ☿ | NS | Arw |

| | | |
|------------------------------------|----|-------------|
| 316 Ossington | NS | MtD/Wil |
| 319 Wilson | EW | Arw |
| 320 Yonge | NS | Egl/Wil/MtD |
| 321 York Mills | EW | Mal |
| 322 Coxwell | NS | Bir |
| 324 Victoria Park | NS | Bir |
| 329 Dufferin ☿ | NS | MtD/Wil |
| 352 Lawrence West | EW | MtD |
| 353 Steeles East † | EW | Mal |
| 354 Lawrence East | EW | Egl |
| 385 Sheppard East | EW | Mal |
| 400 Lawrence Manor Community Bus | EW | W-T |
| 402 Parkdale Community Bus | NS | W-T |
| 403 South Don Mills Community Bus | NS | W-T |
| 404 East York Community Bus | EW | W-T |
| 405 Etobicoke Community Bus | EW | W-T |
| 407 Toronto Rehab Centre Comm Link | EW | W-T |

STREETCARS

| | | |
|--------------------|----|---------|
| 301 Queen ☿ | EW | Ron/Rus |
| 306 Carlton ☿ | EW | Ron/Rus |
| 501 Queen ☿ | EW | Ron/Rus |
| 502 Downtowner ☿ | EW | Rus |
| 503 Kingston Rd ☿ | EW | Rus |
| 504 King ☿ | EW | Ron/Rus |
| 505 Dundas ☿ | EW | Ron/Rus |
| 506 Carlton ☿ | EW | Ron/Rus |
| 508 Lake Shore ☿ | EW | Ron |
| 509 Harbourfront ☿ | EW | Ron |
| 510 Spadina ☿ | NS | Rus |
| 511 Bathurst ☿ | NS | Ron |
| 512 St Clair ☿ | EW | Ron |

RAPID TRANSIT &

| | | |
|-----------------------------------|----|--------|
| 1 Yonge-University-Spadina Subway | NS | WilSub |
| 2 Bloor-Danforth Subway | EW | DanSub |
| 3 Scarborough RT | NS | DanSub |
| 4 Sheppard Subway | EW | WilSub |

☿ — Transit-priority traffic signals on route

† — Accessible service using lift-equipped buses

☿ — Seasonal, special-event, or temporary construction service

& All bus routes are accessible, and use low-floor buses unless otherwise indicated

🚲 165 of 171 bus routes are bike rack equipped (all bus routes numbered 5 to 385)

List of routes by operating division, June 2014

ARROW ROAD DIVISION ☺ ☻ ☼ ☽

| | | |
|----------------------------|---------|---------|
| 99 Arrow Rd..... | NS..... | Arw |
| 120 Calvington..... | EW..... | Arw |
| 108 Downsview..... | EW..... | Arw |
| 101 Downsview Park ☆..... | EW..... | Arw |
| 36 Finch West ☼..... | EW..... | Arw |
| 308 Finch East..... | EW..... | Arw/Mal |
| 309 Finch West ☼..... | EW..... | Arw/Mal |
| 191 Highway 27 Rocket..... | NS..... | Arw |
| 37 Islington..... | NS..... | Arw |
| 311 Islington..... | NS..... | Arw |
| 35 Jane ☼..... | NS..... | Arw |
| 313 Jane ☼..... | NS..... | Arw |
| 195 Jane Rocket..... | NS..... | Arw |
| 59 Maple Leaf..... | EW..... | Arw |
| 46 Martin Grove..... | NS..... | Arw |
| 84 Sheppard West..... | EW..... | Arw |
| 312 St Clair..... | EW..... | Arw |
| 60 Steeles West..... | EW..... | Arw |
| 165 Weston Rd North †..... | EW..... | Arw |
| 96 Wilson †..... | EW..... | Arw |
| 319 Wilson..... | EW..... | Arw |

BIRCHMOUNT DIVISION ☺ ☻ ☼ ☽

| | | |
|---------------------------------|---------|-----------|
| 9 Bellamy..... | NS..... | Bir |
| 17 Birchmount..... | NS..... | Bir |
| 300 Bloor-Danforth..... | EW .. | B/E/MtD/Q |
| 21 Brimley..... | NS..... | Bir |
| 8 Broadview..... | NS..... | Bir |
| 172 Cherry Street..... | EW..... | Bir |
| 20 Cliffside..... | EW..... | Bir |
| 87 Cosburn..... | EW..... | Bir |
| 22 Coxwell..... | NS..... | Bir |
| 322 Coxwell..... | NS..... | Bir |
| 113 Danforth..... | EW..... | Bir |
| 302 Danforth Rd-McCowan..... | NS..... | Bir |
| 23 Dawes..... | NS..... | Bir |
| 143 Downtown/Beach Express..... | EW..... | Bir |
| 135 Gerrard..... | EW..... | Bir |
| 31 Greenwood..... | NS..... | Bir |
| 83 Jones..... | NS..... | Bir |
| 12 Kingston Rd..... | EW..... | Bir |
| 64 Main..... | NS..... | Bir |
| 102 Markham Rd..... | NS..... | Bir |
| 16 McCowan..... | NS..... | Bir |
| 57 Midland..... | NS..... | Bir |
| 62 Mortimer..... | EW..... | Bir |
| 72 Pape..... | NS..... | Bir |
| 65 Parliament..... | NS..... | Bir |
| 167 Pharmacy North..... | NS..... | Bir |
| 81 Thorncliffe Park..... | NS..... | Bir |
| 24 Victoria Park..... | NS..... | Bir |
| 324 Victoria Park..... | NS..... | Bir |
| 69 Warden South..... | NS..... | Bir |
| 91 Woodbine..... | NS..... | Bir |
| 92 Woodbine South..... | NS..... | Bir |

DANFORTH DIVISION ☺

| | | |
|------------------------------|---------|--------|
| 2 Bloor-Danforth Subway..... | EW..... | DanSub |
| 3 Scarborough RT..... | NS..... | DanSub |

EGLINTON DIVISION ☺ ☻

| | | |
|--------------------------------------|---------|-------------|
| 300 Bloor-Danforth..... | EW .. | B/E/MtD/Q |
| 25 Don Mills..... | NS..... | Egl |
| 303 Don Mills..... | NS..... | Egl |
| 144 Downtown/Don Valley Express..... | NS..... | Egl |
| 34 Eglinton East..... | EW..... | Egl |
| 305 Eglinton East..... | EW..... | Egl |
| 100 Flemingdon Park..... | NS..... | Egl |
| 43 Kennedy..... | NS..... | Egl |
| 54 Lawrence East..... | EW..... | Egl |
| 354 Lawrence East..... | EW..... | Egl |
| 116 Morningside..... | EW..... | Egl |
| 70 O'Connor..... | EW..... | Egl |
| 67 Pharmacy..... | NS..... | Egl |
| 86 Scarborough..... | EW..... | Egl |
| 224 Victoria Park North..... | NS..... | Egl |
| 68 Warden..... | NS..... | Egl |
| 320 Yonge..... | NS..... | Egl/Wil/MtD |

MALVERN DIVISION ☺ ☻ ☼ ☽

| | | |
|--------------------------------------|---------|---------|
| 39 Finch East †..... | EW..... | Mal |
| 308 Finch East..... | EW..... | Arw/Mal |
| 309 Finch West ☼..... | EW..... | Arw/Mal |
| 139 Finch-Don Mills †..... | EW..... | Mal |
| 38 Highland Creek..... | EW..... | Mal |
| 129 McCowan North..... | NS..... | Mal |
| 130 Middlefield †..... | NS..... | Mal |
| 132 Milner..... | EW..... | Mal |
| 133 Neilson..... | NS..... | Mal |
| 131 Nugget †..... | EW..... | Mal |
| 134 Progress..... | NS..... | Mal |
| 190 Scarborough Centre Rocket †..... | EW..... | Mal |
| 199 Finch Rocket †..... | EW..... | Mal |
| 85 Sheppard East..... | EW..... | Mal |
| 385 Sheppard East..... | EW..... | Mal |
| 53 Steeles East †..... | EW..... | Mal |
| 353 Steeles East †..... | EW..... | Mal |
| 95 York Mills..... | EW..... | Mal/Wil |
| 321 York Mills..... | EW..... | Mal |

MOUNT DENNIS DIVISION ☺ ☻

| | | |
|---------------------------------------|---------|-----------|
| 6 Bay..... | NS..... | MtD |
| 300 Bloor-Danforth..... | EW .. | B/E/MtD/Q |
| 126 Christie..... | NS..... | MtD |
| 127 Davenport..... | EW..... | MtD |
| 141 Downtown/Mt Pleasant Express..... | NS..... | MtD |
| 329 Dufferin ☼..... | NS..... | MtD/Wil |
| 32 Eglinton West..... | EW..... | MtD |
| 307 Eglinton West..... | EW..... | MtD |
| 14 Glencairn..... | EW..... | MtD |
| 41 Keele..... | NS..... | MtD |
| 47 Lansdowne..... | NS..... | MtD |

| | | |
|------------------------|---------|-------------|
| 52 Lawrence West..... | EW..... | MtD |
| 352 Lawrence West..... | EW..... | MtD |
| 171 Mt Dennis..... | NS..... | MtD |
| 63 Ossington..... | NS..... | MtD |
| 316 Ossington..... | NS..... | MtD/Wil |
| 161 Rogers Rd..... | EW..... | MtD |
| 71 Runnymede..... | NS..... | MtD |
| 79 Scarlett Rd..... | NS..... | MtD |
| 77 Swansea..... | NS..... | MtD |
| 55 Warren Park..... | NS..... | MtD |
| 94 Wellesley..... | EW..... | MtD |
| 89 Weston..... | NS..... | MtD |
| 320 Yonge..... | NS..... | Egl/Wil/MtD |

QUEENSWAY DIVISION ☺ ☻

| | | |
|--------------------------------------|---------|-----------|
| 192 Airport Rocket..... | NS..... | Qsy |
| 49 Bloor West..... | EW..... | Qsy |
| 300 Bloor-Danforth..... | EW .. | B/E/MtD/Q |
| 50 Burnhamthorpe..... | EW..... | Qsy |
| 145 Downtown/Humber Bay Express..... | NS..... | Qsy |
| 26 Dupont..... | EW..... | Qsy |
| 111 East Mall..... | NS..... | Qsy |
| 15 Evans..... | EW..... | Qsy |
| 110 Islington South..... | NS..... | Qsy |
| 40 Junction..... | EW..... | Qsy |
| 44 Kipling South..... | NS..... | Qsy |
| 45 Kipling..... | NS..... | Qsy |
| 30 Lambton..... | EW..... | Qsy |
| 66 Prince Edward..... | NS..... | Qsy |
| 80 Queensway..... | EW..... | Qsy |
| 48 Rathburn..... | EW..... | Qsy |
| 73 Royal York..... | NS..... | Qsy |
| 76 Royal York South..... | NS..... | Qsy |
| 123 Shorncliffe..... | NS..... | Qsy |
| 168 Symington..... | NS..... | Qsy |
| 112 West Mall..... | NS..... | Qsy |

RONCESVALLES DIVISION

| | | |
|-------------------------|---------|---------|
| 511 Bathurst ☼..... | NS..... | Ron |
| 506 Carlton ☼..... | EW..... | Ron/Rus |
| 306 Carlton ☼..... | EW..... | Ron/Rus |
| 505 Dundas ☼..... | EW..... | Ron/Rus |
| 509 Harbourfront ☼..... | EW..... | Ron |
| 504 King ☼..... | EW..... | Ron/Rus |
| 508 Lake Shore ☼..... | EW..... | Ron |
| 501 Queen ☼..... | EW..... | Ron/Rus |
| 301 Queen ☼..... | EW..... | Ron/Rus |
| 512 St Clair ☼..... | EW..... | Ron |

RUSSELL DIVISION

| | | |
|------------------------|---------|---------|
| 506 Carlton ☼..... | EW..... | Ron/Rus |
| 306 Carlton ☼..... | EW..... | Ron/Rus |
| 502 Downtowner ☼..... | EW..... | Rus |
| 505 Dundas ☼..... | EW..... | Ron/Rus |
| 504 King ☼..... | EW..... | Ron/Rus |
| 503 Kingston Rd ☼..... | EW..... | Rus |
| 501 Queen ☼..... | EW..... | Ron/Rus |
| 301 Queen ☼..... | EW..... | Ron/Rus |
| 510 Spadina ☼..... | NS..... | Rus |

WILSON DIVISION — BUS ☺ ☻ ☼ ☽

| | | |
|-------------------------------------|---------|-------------|
| 117 Alness..... | NS..... | Wil |
| 5 Avenue Rd..... | NS..... | Wil |
| 61 Avenue Rd North..... | NS..... | Wil |
| 7 Bathurst ☼..... | NS..... | Wil |
| 160 Bathurst North ☼..... | NS..... | Wil |
| 310 Bathurst ☼..... | NS..... | Wil |
| 11 Bayview..... | NS..... | Wil |
| 28 Bayview South..... | EW..... | Wil |
| 42 Cummer..... | EW..... | Wil |
| 142 Downtown/Avenue Rd Express..... | NS..... | Wil |
| 125 Drewry..... | EW..... | Wil |
| 29 Dufferin ☼ †..... | NS..... | Wil |
| 105 Dufferin North..... | NS..... | Wil |
| 329 Dufferin ☼..... | NS..... | MtD/Wil |
| 193 Exhibition Rocket ☆..... | NS..... | Wil |
| 104 Faywood..... | NS..... | Wil |
| 33 Forest Hill..... | NS..... | Wil |
| 122 Graydon Hall..... | EW..... | Wil |
| 169 Huntingwood..... | EW..... | Wil |
| 107 Keele North †..... | NS..... | Wil |
| 162 Lawrence-Donway..... | EW..... | Wil |
| 56 Leaside..... | NS..... | Wil |
| 51 Leslie..... | NS..... | Wil |
| 74 Mt Pleasant..... | NS..... | Wil |
| 103 Mt Pleasant North..... | NS..... | Wil |
| 316 Ossington..... | NS..... | MtD/Wil |
| 109 Ranee..... | NS..... | Wil |
| 82 Rosedale..... | EW..... | Wil |
| 75 Sherbourne ☼..... | NS..... | Wil |
| 115 Silver Hills..... | EW..... | Wil |
| 88 South Leaside..... | EW..... | Wil |
| 78 St Andrews..... | EW..... | Wil |
| 124 Sunnybrook..... | EW..... | Wil |
| 10 Van Horne..... | EW..... | Wil |
| 90 Vaughan..... | NS..... | Wil |
| 98 Willowdale-Senlac..... | EW..... | Wil |
| 97 Yonge..... | NS..... | Wil |
| 320 Yonge..... | NS..... | Egl/Wil/MtD |
| 95 York Mills..... | EW..... | Mal/Wil |
| 106 York University..... | EW..... | Wil |
| 196 York University Rocket..... | EW..... | Wil |

WILSON DIVISION — SUBWAY ☺





























| | | |
|--|---------|--------|
| 1 Yonge-University-Spadina Subway..... | NS..... | WilSub |
| 4 Sheppard Subway..... | EW..... | WilSub |

WHEEL-TRANS OPERATIONS ☺








| | | |
|---|---------|-----|
| 404 East York Community Bus..... | EW..... | W-T |
| 400 Lawrence Manor Community Bus EWW-T | | |
| 402 Parkdale Community Bus..... | NS..... | W-T |
| 403 South Don Mills Community Bus..... | NS..... | W-T |
| 405 Etobicoke Community Bus..... | EW..... | W-T |
| 407 Toronto Rehab Centre Comm Link..... | EW..... | W-T |


















List of rapid transit stations, with connecting routes

1 YONGE-UNIVERSITY-SPADINA SUBWAY






| | |
|---|---|
| Finch   | 36, 39, 42, 53, 60, 97, 125, 199, GO buses, York Region Transit, VIVA, Brampton Transit |
| North York Centre   | 97, GO buses |
| Sheppard-Yonge   | 4, 84, 85, 97, 98, 196, GO buses |
| York Mills   | 78, 95, 96, 97, 115, 122, 165, GO buses |
| Lawrence | 52, 97, 124, 162 |
| Eglinton   | 5, 32, 34, 51, 54, 56, 61, 97, 100, 103 |
| Davisville   | 11, 14, 28, 97 |
| St Clair   | 74, 88, 97, 512 |
| Summerhill | 97 |
| Rosedale  | 82, 97 |
| Bloor-Yonge   | 2, 97 |
| Wellesley  | 94, 97 |
| College | 97, 506 |
| Dundas   | 97, 505 |
| Queen   | 97, 141, 142, 143, 144, 501, 502 |
| King | 97, 172, 503, 504, 508 |
| Union   | 6, 97, 503, 509, 510, GO trains/buses |
| St Andrew (King Street)   | 172, 503, 504, 508 |
| Osgoode (Queen Street)   | 141, 142, 143, 144, 501, 502 |
| St Patrick (Dundas Street) | 142, 505 |
| Queen's Park (College Street) | 5, 142, 506 |
| Museum | 5, 94, 142 |
| St George | 2, 26 |
| Spadina * | 2, 127, 510 |
| Dupont | 26, 127 |
| St Clair West | 7, 33, 90, 126, 512 |
| Eglinton West | 32, 63, 109 |
| Glencairn | 14 |
| Lawrence West | 52, 59, 109, 400 |
| Yorkdale | 47, 109, GO buses, York Region Transit |
| Wilson | 7, 29, 96, 104, 120, 160, 165 |
| Downsview | 84, 101 ☼, 105, 106, 107, 108, 117, 196, VIVA |

2 BLOOR-DANFORTH SUBWAY











| | |
|---|--|
| Kipling   | 30, 44, 45, 46, 49, 111, 112, 123, 191, 192, GO trains |
| Islington | 37, 50, 110, Mississauga Transit |
| Royal York | 15, 48, 73, 76 |
| Old Mill  | 66 |
| Jane   | 26, 35, 55, 195 |
| Runnymede  | 71, 77, 79 |
| High Park  | 30 |







| | |
|---|---|
| Keele  | 41, 80, 89 |
| Dundas West   | 40, 168, 193 ☼, 504, 505, GO trains |
| Lansdowne | 47 |
| Dufferin | 29, 402 |
| Ossington | 63, 94, 161 |
| Christie | 126 |
| Bathurst   | 7, 511 |
| Spadina   * | 1, 127, 510 |
| St George   | 1, 26 |
| Bay (Yorkville) | 6 |
| Bloor-Yonge   | 1, 97 |
| Sherbourne | 75 |
| Castle Frank  | 65, 94 |
| Broadview   | 8, 62, 87, 100, 504, 505 |
| Chester | |
| Pape   | 25, 72, 81 |
| Donlands  | 56, 83 |
| Greenwood | 31 |
| Coxwell | 22, 70 |
| Woodbine | 91, 92 |
| Main Street | 20, 23, 62, 64, 87, 113, 135, 506, GO trains |
| Victoria Park | 12, 24, 67, 404 |
| Warden | 9, 16, 17, 68, 69, 70, 102, 135 |
| Kennedy | 3, 12, 20, 21, 34, 43, 57, 86, 113, 116, 131, GO trains |

3 SCARBOROUGH RT





























| | |
|--|--|
| Kennedy   | 2, 12, 20, 21, 34, 43, 57, 86, 113, 116, 131, GO trains |
| Lawrence East  | 54 |
| Ellesmere | 95 |
| Midland | 57 |
| Scarborough Centre   | 9, 16, 21, 38, 43, 129, 130, 131, 132, 133, 134, 169, 190, 199, GO buses |
| McCowan | 9, 134 |

4 SHEPPARD SUBWAY

| | |
|--|--|
| Sheppard-Yonge   | 1, 84, 85, 97, 98, 196, GO buses |
| Bayview   | 11, 85 |
| Leslie   | 51, 85, GO trains |
| Bessarion   | 85 |
| Don Mills   | 10, 24, 25, 85, 139, 167, 169, 190, 224, York Region Transit, VIVA |


| | |
|--|--|
| 510 SPADINA streetcar and 509 HARBOURFRONT streetcar | |
| Spadina  | 2, 127, 510 |
| Queens Quay (Ferry Docks)  | 6, 97, 509, 510 |
| Union   | 1, 6, 72, 97, 503, 509, 510, GO trains/buses |
| Exhibition   | 29, 509, 511, GO trains |


GO TRAIN STATIONS SERVED BY TTC


| | |
|---|---|
| Toronto – Union Station   | See Union Station |
| Long Branch | 110, 123, 501, 508, Mississauga Transit |
| Mimico | 76 |
| Exhibition   | 29, 509, 511 |
| Danforth   | See Main Street Station |
| Scarborough   | 9, 12, 16, 20, 102, 113 |
| Eglinton | 9, 34, 86, 116 |
| Guildwood   | 86, 116 |
| Rouge Hill   | 38, 54, 85, Durham Region Transit |
| Malton   | 58, Mississauga Transit |
| Etobicoke North  | 37, 45, Mississauga Transit |
| Weston  | 52, 58, 59, 79, 89 |
| Bloor | See Dundas West Station |
| Maple  | 107, York Region Transit |
| Rutherford  | 107, York Region Transit |
| York University  | 41 |
| Old Cummer  | 39, 42, 51 |
| Oriole  | 4, 10, 51, 85, 115, 169 |
| Kipling | See Kipling Station |
| Mount Joy  | 102, York Region Transit |
| Markham  | 102, York Region Transit |
| Centennial  | 129, York Region Transit |
| Milliken  | 43, 53, 57, York Region Transit |
| Agincourt  | 43, 57, 85 |
| Kennedy   | See Kennedy Station |

* No level access to 1 YONGE-UNIVERSITY-SPADINA subway platforms at Spadina Stn

 – Elevators to all levels

 – Station fully accessible

_{SB} – Level access to southbound platform (obstacles may exist at doors)

_{Bus} – Level access from street to accessible buses (obstacles may exist at doors)

☼ – Seasonal, special-event, or temporary construction service

Thirty-two of the TTC's 69 stations are fully accessible

Toronto Transit Commission
List of transit vehicles

| Type | Vehicle number series | Model | Vehicles in service | Garage/ Carhouse | Built | Seats | Length | Track Gauge | Accessible? | Air conditioned? | Fuel/ Propulsion | Manufacturer |
|-------------------|-----------------------|----------------------|-----------------------------|------------------|------------------|-------|--------|-------------|------------------|------------------|------------------|-----------------------------|
| Bus | 1000-1149 | Orion VII | 150 | Mal, MtD | 2006 | 38 | 12 m | – | Low floor & | Yes | Diesel-electric | Orion Bus Industries |
| Bus | 1200-1423 | Orion VII “Next Gen” | 223 | Arw, MtD, Wil | 2007-2008 | 36 | 12 m | – | Low floor & | Yes | Diesel-electric | Daimler Buses North America |
| Bus | 1500-1689 | Orion VII “Next Gen” | 188 | Arw, MtD | 2008 | 36 | 12 m | – | Low floor & | Yes | Diesel-electric | Daimler Buses North America |
| Bus | 1700-1829 | Orion VII “Next Gen” | 130 | Arw, Mal, Wil | 2009 | 36 | 12 m | – | Low floor & | Yes | Diesel-electric | Daimler Buses North America |
| Bus | 7000-7134 | Orion V | 110 ⁴ | Mal | 1996 | 36 | 12 m | – | Lift &¶ | Yes | Diesel | Orion Bus Industries |
| Bus | 7200-7251 | RTS | 52 | Arw | 1998 | 39 | 12 m | – | Lift &¶ | Yes | Diesel | Nova Bus |
| Bus | 7300-7350 | D40LF | 50 | Qsy | 1998-1999 | 35 | 12 m | – | Low floor & | Yes | Diesel | New Flyer Industries |
| Bus | 7400-7882 | Orion VII | 482 | Bir, Egl | 2002-2005 | 38 | 12 m | – | Low floor & | Yes | Diesel | Orion Bus Industries |
| Bus | 7900-7979 | Orion VII | 80 | Arw, Qsy | 2006 | 38 | 12 m | – | Low floor & | Yes | Diesel | Orion Bus Industries |
| Bus | 8000-8099 | Orion VII | 100 | Qsy | 2007 | 38 | 12 m | – | Low floor & | Yes | Diesel | DaimlerChrysler CBNA |
| Bus | 8100-8219 | Orion VII “Next Gen” | 120 | Bir, Wil | 2010 | 36 | 12 m | – | Low floor & | Yes | Diesel | Daimler Buses North America |
| Bus | 8300-8396 | Orion VII “Next Gen” | 97 | Wil | 2011-2012 | 36 | 12 m | – | Low floor & | Yes | Diesel | Daimler Buses North America |
| Bus | – | LFS | <i>0 of 55¹</i> | – | 2015 | – | 12 m | – | Low floor & | Yes | Diesel | Nova Bus |
| Bus | 9000-9152 | LFS Artic | 65 of 153 ² | Wil | 2013-2014 | 46 | 18 m | – | Low floor & | Yes | Diesel | Nova Bus |
| Bus | 9400-9449 | Orion V | 49 ⁴ | Wil | 1996 | 37 | 12 m | – | Lift &¶ | Yes | Diesel | Orion Bus Industries |
| Wheel-Trans Bus | 9751-9889 | ELF | 20 of 138 ⁴ | W-T | 1999-2003 | 5 | 7 m | – | Low floor & | Yes | Diesel | Overland Custom Coach |
| Wheel-Trans Bus | W100-W300 | The Friendly Bus | 201 | W-T | 2009-2012 | 8 | 8 m | – | Low floor & | Yes | Diesel | American Bus Products Inc. |
| Streetcar | 4000-4199 | CLRV L-1, L-2 | 195 | Ron, Rus | 1977-1981 | 42-46 | 15 m | 1495 mm | No | 1 of 195 | Electric | UTDC/SIG/Hawker Siddeley |
| Streetcar | 4200-4251 | ALRV L-3 | 52 | Ron, Rus | 1987-1989 | 61 | 23 m | 1495 mm | No | No | Electric | UTDC/Can Car Rail |
| Streetcar | 4400-4603 | FLEXITY M-1 | <i>0 of 204²</i> | – | <i>2012-2018</i> | 70 | 30 m | 1495 mm | Low floor & | Yes | Electric | Bombardier Inc. |
| Light rail car | – | FLEXITY | <i>0 of 183³</i> | – | <i>2013-2020</i> | 60 | 30 m | 1435 mm | Low floor & | Yes | Electric | Bombardier Inc. |
| Rapid transit car | 3000-3027 | S-1 | 28 | McCowan | 1983-1986 | 30 | 13 m | 1435 mm | Level boarding & | Yes | Electric | UTDC/Metro Canada Ltd. |
| Subway car | 5000-5371 | T-1 | 370 | GrnSub/WilSub | 1995-2001 | 66 | 23 m | 1495 mm | Level boarding & | Yes | Electric | Bombardier Inc. |
| Subway car | 5381-6076 | Toronto Rocket | 420 ² | WilSub | <i>2009-2013</i> | 60-68 | 23 m | 1495 mm | Level boarding & | Yes | Electric | Bombardier Inc. |
| Subway car | 5810-5935 | H-6 | 126 ⁴ | GrnSub | 1986-1989 | 76 | 23 m | 1495 mm | Level boarding & | Yes | Electric | UTDC/Can Car Rail |

Updated May 30, 2014. Sources: *Bus Maintenance Department Active Bus Allocation and Vehicle Roster Lists – Surface Vehicle Engineering.*

Abbreviations

| | | | | | | | |
|-----------|------------|-------------|------------------|----------|--------------|--------------|---------------|
| Arw | Arrow Road | GrnSub..... | Greenwood Subway | Qsy..... | Queensway | WilSub | Wilson Subway |
| Bir | Birchmount | Mal | Malvern | Ron..... | Roncesvalles | W-T | Wheel-Trans |
| Egl | Eglinton | MtD | Mount Dennis | Rus..... | Russell | Wil..... | Wilson Bus |

“Vehicles in service” notes

1. Approved by Commission for future delivery.
2. Deliveries of new vehicles in progress.
3. Ordered by Metrolinx for future delivery.
4. Retirements of these vehicles in progress.