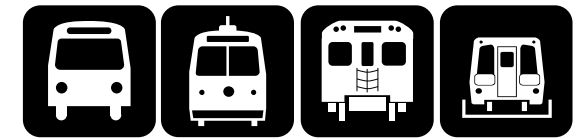


TORONTO TRANSIT COMMISSION



Service Summary

October 13, 2013
to
November 23, 2013

Available Online



SERVICE SUMMARY – Introduction

This is a summary of all transit service operated by the Toronto Transit Commission for the period indicated. All rapid transit, streetcar, bus, and community bus routes and services are listed. The summary identifies the routes, gives the names and destinations, the garage or carhouse from which the service is operated, the characteristics of the service, and the times of the first and last trips on each route. The headway operated on each route is shown, together with the combined or average headway on the route, if more than one branch is operated. The number and type of vehicles operated on the route are listed, as well as the round-trip driving time, the total terminal time, and the average speed of the route (driving time only, not including terminal time).

The first and last trip times shown are the departure times for the first or last trip which covers the entire branch. In some cases, earlier or later trips are operated which cover only part of the routing, and the times for these trips are not shown.

Additional notes are shown for routes which interline with other routes, which are temporarily operating over different routings, or which are temporarily operating with buses instead of streetcars.

Headways are shown in minutes and seconds. Running times and terminal times are shown in minutes. Distances are shown in kilometres, and speeds are shown in kilometres per hour.

The map on the cover is a current map of the TTC route network for the period covered by this summary.

At the end of the document is a summary of the number of vehicles and trains operated, by time period, a list of all TTC routes (in alphabetical order, in numerical order, and grouped by division), a list of all connections at rapid transit stations, and a list of transit vehicles.

This document is available on the ttc.ca Internet web site at:

http://www3.ttc.ca/About_the_TTC/Transit_Planning/index.jsp

and on the internal TTC Intranet (TTC computers only) at:

<http://home.ttc/serviceplanning/> then "Route and System Information"

TTC board periods in 2013

January 6 to February 16, 2013

February 17 to March 30, 2013

March 31 to May 11, 2013

May 12 to June 22, 2013

June 23 to August 3, 2013

August 4 to August 31, 2013

September 1 to October 12, 2013

October 13 to November 23, 2013

November 24 to December 21, 2013

December 22, 2013 to January 4, 2014

TTC board periods in 2014

January 5 to February 15, 2014

February 16 to March 29, 2014

March 30 to May 10, 2014

May 11 to June 21, 2014

June 22 to August 2, 2014

August 3 to August 30, 2014

August 31 to October 11, 2014

October 12 to November 22, 2014

November 23 to December 20, 2014

December 21, 2014 to January 3, 2015

Abbreviations

Avg spd Average speed (km/h)	NB	Northbound
Dep..... Departure	SB	Southbound
RT	EB	Eastbound
Term	WB.....	Westbound
Veh type ... Vehicle type	♿	Accessible service

Division abbreviations

Arw..... Arrow Road	Mal..... Malvern	Rus	Russell
Bir..... Birchmount	MtD..... Mount Dennis	Wil.....	Wilson Bus
DanSub.... Danforth Subway	Qsy	WilSub.....	Wilson Subway
Egl	Ron..... Roncesvalles	W-T.....	Wheel-Trans

Vehicle abbreviations

6carHT	Six-car train of H- or T- or TR-series 23-metre subway cars
4carT	Four-car train of T-series 23-metre subway cars
4carS	Four-car train of S-series 13-metre Scarborough RT cars
CLRV	15-metre high-floor streetcar (<i>Canadian Light Rail Vehicle</i>)
ALRV.....	Articulated 23-metre high-floor streetcar (<i>Articulated Light Rail Vehicle</i>)
LF.....	12-metre low-floor accessible bus (<i>New Flyer D40LF, Orion VII</i>)
Lift.....	12-metre high-floor lift-equipped accessible bus (<i>Orion V with lift and Nova RTS with lift</i>)
CB.....	8-metre low-floor accessible Community Bus (<i>Orion II</i>)
WT.....	7- or 8-metre low-floor accessible Wheel-Trans bus (<i>Elf, Friendly Bus</i>)

Time period definitions

Service is shown by time period. The approximate times for these periods are listed below. Some variation exists between routes, and these times should be used as a guide only.

MONDAY TO FRIDAY	SATURDAY and SUNDAY		
Morning peak period	600a to 900a	Early morning	600a to 800a
Midday	900a to 300p	Morning	800a to 1200noon
Afternoon peak period.....	300p to 700p	Afternoon.....	1200noon to 700p
Early evening	700p to 1000p	Early evening	700p to 1000p
Late evening	1000p to 100a	Late evening	1000p to 100a
Overnight.....	130a to 530a	Overnight	130a to 530a (900a Sundays)

Holiday service in 2013

New Year's Day, Tuesday, Jan. 1, 2013.....	Sunday service	Labour Day, Monday, September 2	Holiday service
Family Day, Monday, February 18	Holiday service	Thanksgiving Day, Monday, Oct. 14	Holiday service
Good Friday, Friday, March 29	Holiday service	Christmas Day, Wednesday, Dec. 25	Sunday service
Victoria Day, Monday, May 20	Holiday service	Boxing Day, Thursday, Dec. 26.....	Holiday service
Canada Day, Monday, July 1	Holiday service	New Year's Day, Wed., Jan. 1, 2014	Sunday service
Simcoe Day, Monday, August 5	Holiday service		

"Holiday service" means that routes which operate on Sundays will operate at the same levels of service as on Sundays, but service will start earlier in the morning, at about the same time as on Saturdays.



SERVICE SUMMARY

October 13 to November 23, 2013

Route	RT dist (km) and date of last change	Veh type	No. of Veh	Service interval	Run time (min)	Term time (min)	Avg spd (km/h)	Veh type	No. of Veh	Service interval	Run time (min)	Term time (min)	Avg spd (km/h)	Veh type	No. of Veh	Service interval	Run time (min)	Term time (min)	Avg spd (km/h)	Veh type	No. of Veh	Service interval	Run time (min)	Term time (min)	Avg spd (km/h)	Veh type	No. of Veh	Service interval	Run time (min)	Term time (min)	Avg spd (km/h)	First dep NB or WB	First dep SB or EB	Last dep NB or WB	Last dep SB or EB						
RAPID TRANSIT SERVICES																																									
2 BLOOR-DANFORTH																																									
DanSub																																									
Monday to Friday																																									
3-Sep-13																																									
Monday-Friday morning peak period																																									
Monday-Friday midday																																									
Monday-Friday afternoon peak period																																									
Monday-Friday early evening																																									
Monday-Friday late evening																																									
2 Kipling Stn – Kennedy Stn	52.46	6carHT	43	2 ' 21 "	101	0	31.2	6carHT	29	3 ' 35 "	104	0	30.4	6carHT	40	2 ' 31 "	101	0	31.2	6carHT	26	3 ' 50 "	100	0	31.6	6carHT	20	4 ' 52 "	97	0	32.4	543a	541a	131a	131a						
Saturday																																									
19-May-07																																									
Saturday early morning																																									
Saturday morning																																									
Saturday afternoon																																									
Saturday early evening																																									
Saturday late evening																																									
2 Kipling Stn – Kennedy Stn	52.46	6carHT	20	4 ' 52 "	97	0	32.3	6carHT	20	4 ' 52 "	97	0	32.3	6carHT	21	4 ' 43 "	99	0	31.8	6carHT	20	4 ' 52 "	97	0	32.3	6carHT	20	4 ' 52 "	97	0	32.3	548a	548a	131a	131a						
Sunday																																									
13-May-07																																									
Sunday morning																																									
Sunday afternoon																																									
Sunday early evening																																									
Sunday late evening																																									
2 Kipling Stn – Kennedy Stn	52.46							6carHT	20	4 ' 52 "	97	0	32.3	6carHT	20	4 ' 52 "	97	0	32.3	6carHT	20	4 ' 52 "	97	0	32.3	6carHT	20	4 ' 52 "	97	0	32.3	6carHT	20	4 ' 52 "	97	0	32.3	848a	848a	131a	131a
300 BLOOR-DANFORTH																																									
MtD/Bir/ Egl/Qsy																																									
Overnight, 7 days a week																																									
2-Sep-12																																									
Monday-Friday overnight																																									
Saturday overnight																																									
Sunday overnight																																									
Sunday morning 600a-900a																																									
300 West Mall – Warden	50.95	LF	4	30 ' 00 "	120	0	25.5	LF	4	30 ' 00 "	120	0	25.5	LF	4	30 ' 00 "	120	0	25.5	LF	10	12 ' 00 "	120	0	25.5																
300A Pearson Airport – Warden	75.97	LF	5	30 ' 00 "	150	0	30.4	LF	5	30 ' 00 "	150	0	30.4	LF	5	30 ' 00 "	150	0	30.4	LF	13	12 ' 00 "	150	6	30.4																
Combined/Average																																									
			9	15 ' 00 "				9	15 ' 00 "					9	15 ' 00 "					23	6 ' 00 "																				
3 SCARBOROUGH RT																																									
DanSub																																									
Monday to Friday																																									
4-Sep-12																																									
Monday-Friday morning peak period																																									
Monday-Friday midday																																									
Monday-Friday afternoon peak period																																									
Monday-Friday early evening																																									
Monday-Friday late evening																																									
3 Kennedy Stn – McCowan Stn	12.81	4carS	6	4 ' 30 "	27	0	28.5	4carS	4	6 ' 45 "	27	0	28.5	4carS	6	4 ' 30 "	27	0	28.5	4carS	4	6 ' 45 "	27	0	28.5	4carS	4	6 ' 45 "	27	0	28.5	4carS	4	6 ' 45 "	27	0	28.5	545a	600a	116a	130a
Saturday																																									
8-Sep-12																																									
Saturday early morning																																									
Saturday morning																																									
Saturday afternoon																																									
Saturday early evening																																									
Saturday late evening																																									
3 Kennedy Stn – McCowan Stn	12.81	4carS	4	6 ' 45 "	27	0	28.5	4carS	4	6 ' 45 "	27	0	28.5	4carS	4	6 ' 45 "	27	0	28.5	4carS	4	6 ' 45 "	27	0	28.5	4carS	4	6 ' 45 "	27	0	28.5	4carS	4	6 ' 45 "	27	0	28.5	548a	602a	116a	130a
Sunday																																									
2-Sep-12																																									
Sunday morning																																									
Sunday afternoon																																									
Sunday early evening																																									
Sunday late evening																																									
3 Kennedy Stn – McCowan Stn	12.81							4carS	4	6 ' 45 "	27	0	28.5	4carS	4	6 ' 45 "	27	0	28.5	4carS	4	6 ' 45 "	27	0	28.5	4carS	4	6 ' 45 "	27	0	28.5	4carS	4	6 ' 45 "	27	0	28.5	858a	911a	116a	130a
McCowan to Kennedy is WB; Kennedy to McCowan is EB																																									
4 SHEPPARD SUBWAY																																									
WiSub																																									
Monday to Friday																																									
25-Nov-02																																									
Monday-Friday morning peak period																																									
Monday-Friday midday																																									
Monday-Friday afternoon peak period																																									
Monday-Friday early evening																																									
Monday-Friday late evening																																									
4 Sheppard-Yonge Stn – Don Mills Stn	10.94	4carT	4	5 ' 30 "	22	0	29.8	4carT	4	5 ' 30 "	22	0	29.8	4carT	4	5 ' 30 "	22	0	29.8	4carT	4	5 ' 30 "	22	0	29.8	4carT	4	5 ' 30 "	22	0	29.8	4carT	4	5 ' 30 "	22	0	29.8	531a	542a	225a	214a
Saturday																																									
30-Nov-02																																									
Saturday early morning																																									
Saturday morning																																									
Saturday afternoon																																									
Saturday early evening																																									
Saturday late evening																																									
4 Sheppard-Yonge Stn – Don Mills Stn	10.94	4carT	4	5 ' 30 "	22	0	29.8	4carT	4	5 ' 30 "	22	0	29.8	4carT	4	5 ' 30 "	22	0	29.8	4carT	4	5 ' 30 "	22	0	29.8	4carT	4	5 ' 30 "	22	0	29.8	4carT	4	5 ' 30 "	22	0	29.8	547a	558a	225a	214a
Sunday																																									
24-Nov-02																																									
Sunday morning																																									
Sunday afternoon																																									
Sunday early evening																																									
Sunday late evening																																									
4 Sheppard-Yonge Stn – Don Mills Stn	10.94							4carT	4	5 ' 30 "	22	0	29.8	4carT	4	5 ' 30 "	22	0	29.8	4carT	4	5 ' 30 "	22	0	29.8	4carT	4	5 ' 30 "	22	0	29.8	4carT	4	5 ' 30 "	22	0	29.8	849a	900a	225a	214a



SERVICE SUMMARY

October 13 to November 23, 2013

Route	RT dist (km) and date of last change	Veh type	No. of Veh	Service interval	Run time (min)	Term time (min)	Avg spd (km/h)	Veh type	No. of Veh	Service interval	Run time (min)	Term time (min)	Avg spd (km/h)	Veh type	No. of Veh	Service interval	Run time (min)	Term time (min)	Avg spd (km/h)	Veh type	No. of Veh	Service interval	Run time (min)	Term time (min)	Avg spd (km/h)	Veh type	No. of Veh	Service interval	Run time (min)	Term time (min)	Avg spd (km/h)	First dep NB or WB	First dep SB or EB	Last dep NB or WB	Last dep SB or EB
-------	--------------------------------------	----------	------------	------------------	----------------	-----------------	----------------	----------	------------	------------------	----------------	-----------------	----------------	----------	------------	------------------	----------------	-----------------	----------------	----------	------------	------------------	----------------	-----------------	----------------	----------	------------	------------------	----------------	-----------------	----------------	--------------------	--------------------	-------------------	-------------------

STREETCAR SERVICES

511 BATHURST	Egl/Wil	City of Toronto water main project and TTC platform project requires the replacement of Streetcars with buses. Includes additional service due to Waterfront Toronto construction on the 509 HARBOURFRONT and 510 SPADINA routes.																																			
Monday to Friday	15-Oct-13	Monday-Friday morning peak period					Monday-Friday midday					Monday-Friday afternoon peak period					Monday-Friday early evening					Monday-Friday late evening															
511 Bathurst Stn – Exhibition	9.41	LF/Lift	17	3' 00"	46	5	12.3	LF/Lift	17	3' 00"	48	3	11.8	LF/Lift	17	3' 00"	48	3	11.8	LF/Lift	11	4' 30"	44	6	13.0	LF/Lift	9	5' 00"	40	5	14.1	502a	520a	130a	148a		
Saturday	19-Oct-13	Saturday early morning					Saturday morning					Saturday afternoon					Saturday early evening					Saturday late evening															
511 Bathurst Stn – Exhibition	9.41	LF/Lift	10	4' 30"	42	3	13.4	LF/Lift	14	3' 40"	46	5	12.3	LF/Lift	14	3' 40"	46	5	12.3	LF/Lift	11	4' 30"	43	7	13.1	LF/Lift	10	4' 30"	40	5	14.1	444a	501a	132a	150a		
Sunday	13-Oct-13	Sunday morning					Sunday afternoon					Sunday early evening					Sunday late evening																				
511 Bathurst Stn – Exhibition	9.41	LF/Lift	9	5' 30"	45	5	12.5	LF/Lift	11	4' 30"	45	5	12.5	LF/Lift	9	5' 00"	40	5	14.1	LF/Lift	9	5' 00"	40	5	14.1	LF/Lift	9	5' 00"	40	5	14.1	805a	828a	130a	150a		
Overnight service on Bathurst Street provided by 310 BATHURST																																					

506 CARLTON	Ron/Rus /Qsy	During TTC Trackwork between Lansdowne and Sorauren, streetcars run west to Lansdowne only. A bus shuttle operates between Keele Station and Lansdowne via Howard Park.																																		
Monday to Friday	15-Oct-13	Monday-Friday morning peak period					Monday-Friday midday					Monday-Friday afternoon peak period					Monday-Friday early evening					Monday-Friday late evening														
506 Lansdowne – Main Street Stn	26.27	CLRV	29	3' 45"	106	3	14.9	CLRV	23	5' 15"	113	8	13.9	CLRV	25	5' 00"	116	9	13.6	CLRV	15	7' 30"	106	7	14.9	CLRV	10	10' 00"	96	4	16.4	530a	518a	1207a	104a	
506 Keele Stn – Lansdowne	4.99	LF	2	10' 00"	20	0	15.0	LF	2	10' 00"	20	0	15.0	LF	2	10' 00"	20	0	15.0	LF	1	15' 00"	15	0	20.0	LF	1	15' 00"	15	0	20.0	517a	507a	1257a	1250a	
Saturday	19-Oct-13	Saturday early morning					Saturday morning					Saturday afternoon					Saturday early evening					Saturday late evening														
506 High Park – Main Street Stn	26.27	CLRV	13	7' 00"	91	0	17.3	CLRV	15	7' 00"	101	4	15.6	CLRV	20	6' 00"	112	8	14.1	CLRV	13	8' 00"	101	3	15.6	CLRV	12	8' 30"	96	6	16.4	543a	520a	1207a	109a	
506 Keele Stn – Lansdowne	4.99	LF	1	15' 00"	15	0	20.0	LF	2	10' 00"	20	0	15.0	LF	2	10' 00"	20	0	15.0	LF	1	15' 00"	15	0	20.0	LF	1	15' 00"	15	0	20.0	518a	511a	1258a	1251a	
Sunday	13-Oct-13	Sunday early morning					Sunday morning					Sunday afternoon					Sunday early evening					Sunday late evening														
506 High Park – Main Street Stn	29.63	CLRV	9	10' 00"	84	6	21.2	CLRV	12	7' 45"	90	3	19.8	CLRV	15	7' 20"	106	4	16.8	CLRV	10	11' 00"	101	9	17.6	CLRV	8	11' 00"	88	0	20.2	530a	535a	1207a	100a	
506 Keele Stn – Lansdowne	4.99	LF	1	15' 00"	15	0	20.0	LF	2	10' 00"	20	0	15.0	LF	2	10' 00"	20	0	15.0	LF	1	15' 00"	15	0	20.0	LF	1	15' 00"	15	0	20.0	533a	526a	100a	1253a	

306 CARLTON	Ron/Rus /Qsy	During TTC Trackwork between Lansdowne and Sorauren, streetcars run west to Lansdowne only. A bus shuttle operates between Dundas West Station and Lansdowne.																																		
Overnight, 7 days a week	13-Oct-13	Monday-Friday overnight					Saturday overnight					Sunday overnight																								
306 Lansdowne – Main Street Stn	29.63	CLRV	3	30' 00"	80	10	22.2	CLRV	3	30' 00"	80	10	22.2	CLRV	3	30' 00"	80	10	22.2																	
306 Dundas West Stn – Lansdowne	2.23	LF	1	30' 00"	20	10	6.7	LF	1	30' 00"	20	10	6.7	LF	1	30' 00"	20	10	6.7																	

502 DOWNTOWNER and 503 KINGSTON RD	Rus	City road construction and TTC Trackwork on Kingston Road. Streetcars will operate between Kingston Rd & Queen and Downtown. The extended 22 COXWELL bus serves Kingston Road.																																		
Monday to Friday	3-Sep-13	Monday-Friday morning peak period					Monday-Friday midday					Monday-Friday afternoon peak period																								
502 McCaul – Kingston Rd. & Queen	12.89	CLRV	5	12' 00"	54	6	14.3	CLRV	4	16' 00"	56	8	13.8	CLRV	6	11' 00"	58	8	13.3																	
503 York – Kingston Rd. & Queen	11.99	CLRV	4	12' 00"	42	6	17.1	CLRV	5	11' 00"	46	9	15.6																							
		<u>9 6' 00"</u>					<u>4 16' 00"</u>					<u>11 5' 30"</u>																								

Evening and weekend service on Kingston Road provided by 22 COXWELL.
 Overnight service on Kingston Road provided by 322 COXWELL.



TORONTO TRANSIT COMMISSION

SERVICE SUMMARY

October 13 to November 23, 2013

Route	RT dist (km) and date of last change	Veh type	No. of Veh	Service interval	Run time (min)	Term time (min)	Avg spd (km/h)	Veh type	No. of Veh	Service interval	Run time (min)	Term time (min)	Avg spd (km/h)	Veh type	No. of Veh	Service interval	Run time (min)	Term time (min)	Avg spd (km/h)	Veh type	No. of Veh	Service interval	Run time (min)	Term time (min)	Avg spd (km/h)	Veh type	No. of Veh	Service interval	Run time (min)	Term time (min)	Avg spd (km/h)	First dep NB or WB	First dep SB or EB	Last dep NB or WB	Last dep SB or EB																					
505 DUNDAS	Ron/Rus /MtD	During TTC Trackwork between Lansdowne and Sorauren, streetcars run west to Lansdowne only. A bus shuttle operates between Dundas West Station and Lansdowne.																																																						
Monday to Friday	15-Oct-13	Monday-Friday morning peak period				Monday-Friday midday				Monday-Friday afternoon peak period				Monday-Friday early evening				Monday-Friday late evening																																						
505 Lansdowne – Broadview Stn	18.68	CLRV	16	5 ' 15 "	81	3	13.8	CLRV	14	6 ' 30 "	83	8	13.5	CLRV	17	5 ' 20 "	87	4	12.9	CLRV	10	8 ' 00 "	74	6	15.1	CLRV	6	12 ' 00 "	69	3	16.2	520a	525a	1253a	1255a																					
505 Dundas West Stn – Lansdowne	3.38	LF	5	5 ' 00 "	20	5	10.1	LF	5	5 ' 00 "	20	5	10.1	LF	5	5 ' 00 "	23	2	8.8	LF	4	6 ' 00 "	23	1	8.8	LF	3	6 ' 00 "	18	0	11.3	529a	520a	130a	122a																					
Saturday	19-Oct-13	Saturday early morning				Saturday morning				Saturday afternoon				Saturday early evening				Saturday late evening																																						
505 Dundas West Stn – Broadview Stn	18.68	CLRV	8	10 ' 00 "	76	4	14.7	CLRV	14	6 ' 45 "	91	4	12.3	CLRV	21	4 ' 40 "	92	6	12.2	CLRV	7	12 ' 00 "	80	4	14.0	CLRV	6	12 ' 00 "	69	3	16.2	527a	542a	1257a	100a																					
505 Dundas West Stn – Lansdowne	3.38	LF	3	6 ' 00 "	18	0	11.3	LF	5	5 ' 00 "	22	3	9.2	LF	6	4 ' 00 "	22	2	9.2	LF	4	6 ' 00 "	22	2	9.2	LF	3	6 ' 00 "	18	0	11.3	540a	532a	132a	120a																					
Sunday	13-Oct-13	Sunday early morning				Sunday morning				Sunday afternoon				Sunday early evening				Sunday late evening																																						
505 Dundas West Stn – Broadview Stn	18.68	CLRV	4	20 ' 00 "	72	8	15.6	CLRV	11	8 ' 00 "	80	8	14.0	CLRV	16	5 ' 40 "	81	10	13.8	CLRV	7	12 ' 00 "	80	4	14.0	CLRV	5	14 ' 00 "	69	1	16.2	530a	536a	1246a	1238a																					
505 Dundas West Stn – Lansdowne	3.38	LF	2	10 ' 00 "	18	2	11.3	LF	5	5 ' 00 "	22	3	9.2	LF	6	4 ' 00 "	22	2	9.2	LF	4	6 ' 00 "	22	2	9.2	LF	3	6 ' 00 "	18	0	11.3	535a	527a	122a	111a																					
509 HARBOURFRONT	Egl/Mal	Full bus replacement due to TTC Trackwork on Queens Quay West.																																																						
Monday to Friday	3-Sep-13	Monday-Friday morning peak period				Monday-Friday midday				Monday-Friday afternoon peak period				Monday-Friday early evening				Monday-Friday late evening																																						
509 Exhibition – Union Station	9.30	LF/Lift	19	2 ' 45 "	50	2	11.2	LF/Lift	13	4 ' 00 "	50	2	11.2	LF/Lift	21	2 ' 30 "	50	3	11.2	LF/Lift	13	3 ' 45 "	46	3	12.1	LF/Lift	9	5 ' 00 "	42	3	13.3	600a	548a	116a	122a																					
Saturday	7-Sep-13	Saturday early morning				Saturday morning				Saturday afternoon				Saturday early evening				Saturday late evening																																						
509 Exhibition – Union Station	9.30	LF/Lift	7	5 ' 30 "	38	1	14.7	LF/Lift	12	4 ' 15 "	50	1	11.2	LF/Lift	17	3 ' 00 "	50	1	11.2	LF/Lift	12	4 ' 20 "	50	2	11.2	LF/Lift	8	5 ' 45 "	46	0	12.1	610a	550a	115a	120a																					
Sunday	1-Sep-13	Sunday early morning				Sunday morning				Sunday afternoon				Sunday early evening				Sunday late evening																																						
509 Exhibition – Union Station	9.30							LF/Lift	10	4 ' 15 "	42	1	13.3	LF/Lift	15	3 ' 20 "	48	2	11.6	LF/Lift	12	4 ' 00 "	46	2	12.1	LF/Lift	8	5 ' 40 "	44	1	12.7	842a	845a	115a	120a																					
509 Spadina – Union Station	4.33	LF/Lift	4	6 ' 00 "	21	3	12.4																																																	
504 KING	Ron/Rus	Includes temporary additional running time westbound at Spadina. During Queens Quay construction, all 510 SPADINA cars turn at Charlotte & King increasing traffic congestion in the area.																																																						
Monday to Friday	15-Oct-13	Monday-Friday morning peak period				Monday-Friday midday				Monday-Friday afternoon peak period				Monday-Friday early evening				Monday-Friday late evening																																						
504 Dundas West Stn – Broadview Stn	25.62	CLRV	30	4 ' 00 "	112	8	13.7	CLRV	30	3 ' 45 "	106	7	14.5	CLRV	45	2 ' 50 "	120	8	12.8	CLRV	27	4 ' 00 "	101	7	15.2	CLRV	14	6 ' 45 "	90	5	17.1	500a	457a	205a	205a																					
504 Dundas West Stn – Broadview Stn	25.62	ALRV	7	trips																																																				
504 Dundas West Stn – Broadview Stn	25.62	CLRV	9	trips																																																				
504 Dundas West Stn – Parliament	21.8	CLRV	3	trips																																																				
	Combined/Average		49																																																					
See also 508 LAKE SHORE																																																								
Saturday	19-Oct-13	Saturday early morning				Saturday morning				Saturday afternoon				Saturday early evening				Saturday late evening																																						
504 Dundas West Stn – Broadview Stn	25.62	CLRV	10	10 ' 00 "	95	5	16.2	CLRV	18	6 ' 10 "	103	8	14.9	CLRV	26	4 ' 15 "	103	8	14.9	CLRV	17	6 ' 20 "	103	5	14.9	CLRV	13	7 ' 15 "	88	7	17.5	500a	455a	230a	250a																					
Sunday	13-Oct-13	Sunday early morning				Sunday morning				Sunday afternoon				Sunday early evening				Sunday late evening																																						
504 Dundas West Stn – Broadview Stn	25.62	CLRV	9	10 ' 00 "	90	0	17.1	CLRV	20	5 ' 15 "	101	4	15.2	CLRV	19	5 ' 45 "	101	9	15.3	CLRV	10	9 ' 30 "	88	7	17.5	CLRV	9	10 ' 00 "	88	2	17.5	520a	520a	220a	215a																					
Overnight service on Roncesvalles Avenue provided by 313 JANE and overnight service on Broadview Avenue provided by 303 DON MILLS																																																								
503 KINGSTON RD	Rus																																																							
503 York – Victoria Park		See 502 DOWNTOWNER																																																						
508 LAKE SHORE	Ron																																																							
Monday to Friday	15-Oct-13	Monday-Friday morning peak period																Monday-Friday afternoon peak period																																						
508 Humber – Parliament	11.02	CLRV	3	Three EB trips																																																				
508 Church – Humber	9.36													CLRV	6	Six WB trips																																								



SERVICE SUMMARY

October 13 to November 23, 2013

Route	RT dist (km) and date of last change	Veh type	No. of Veh	Service interval	Run time (min)	Term time (min)	Avg spd (km/h)	Veh type	No. of Veh	Service interval	Run time (min)	Term time (min)	Avg spd (km/h)	Veh type	No. of Veh	Service interval	Run time (min)	Term time (min)	Avg spd (km/h)	Veh type	No. of Veh	Service interval	Run time (min)	Term time (min)	Avg spd (km/h)	Veh type	No. of Veh	Service interval	Run time (min)	Term time (min)	Avg spd (km/h)	First dep NB or WB	First dep SB or EB	Last dep NB or WB	Last dep SB or EB																					
501 QUEEN	Ron/Rus /Qsy	During TTC platform rehabilitation on Lake Shore Blvd., streetcars run west to Humber, and a bus service is operated between Long Branch and Humber.																																																						
Monday to Friday	15-Oct-13	Monday-Friday morning peak period							Monday-Friday midday							Monday-Friday afternoon peak period							Monday-Friday early evening							Monday-Friday late evening																										
501 Humber – Neville Park	33.31	ALRV	26	5' 10"	130	5	15.4	ALRV	24	6' 00"	136	8	14.7	ALRV	29	5' 00"	138	8	14.5	ALRV	26	5' 30"	136	7	14.7	ALRV	14	9' 00"	116	10	17.2	457a	512a	1244a	107a																					
501 Long Branch – Humber	17.53	LF	9	6' 15"	54	3	19.6	LF	8	7' 15"	53	5	19.8	LF	9	6' 40"	57	3	18.5	LF	7	8' 00"	53	3	19.8	LF	5	10' 00"	48	2	21.9	502a	511a	139a	113a																					
501 Humber – Parliament	22.8	CLRV	5	trippers																																																				
Saturday	19-Oct-13	Saturday early morning							Saturday morning							Saturday afternoon							Saturday early evening							Saturday late evening																										
501 Humber – Neville Park	33.31	ALRV	16	7' 30"	110	10	18.2	ALRV	20	6' 45"	126	9	15.9	ALRV	30	5' 00"	136	14	14.7	ALRV	18	7' 30"	122	13	16.4	ALRV	13	9' 00"	115	2	17.4	457a	500a	1257a	100a																					
501 Long Branch – Humber	17.53	LF	6	9' 00"	49	5	21.5	LF	7	8' 30"	54	6	19.5	LF	9	7' 00"	58	5	18.1	LF	7	8' 00"	52	4	20.2	LF	5	10' 00"	48	2	21.9	503a	530a	139a	113a																					
Sunday	13-Oct-13	Sunday early morning							Sunday morning							Sunday afternoon							Sunday early evening							Sunday late evening																										
501 Humber – Neville Park	33.31	ALRV	12	10' 00"	110	10	18.2	ALRV	14	9' 30"	120	13	16.7	ALRV	22	6' 00"	126	6	15.9	ALRV	14	9' 00"	122	4	16.4	ALRV	12	9' 30"	112	2	17.8	457a	505a	1251a	102a																					
501 Long Branch – Humber	17.53	LF	5	10' 00"	48	2	21.9	LF	5	10' 00"	48	2	21.9	LF	7	8' 30"	54	6	19.5	LF	6	9' 30"	52	5	20.2	LF	5	10' 00"	48	2	21.9	506a	509a	139a	113a																					
301 QUEEN	Ron/Rus /Qsy	During TTC platform rehabilitation on Lake Shore Blvd., streetcars run west to Humber, and a bus service is operated between Long Branch and Humber.																																																						
Overnight	13-Oct-13	Monday-Friday overnight							Saturday overnight							Sunday overnight																																								
501 Humber – Neville Park	33.31	ALRV	4	30' 00"	100	20	20.0	ALRV	4	30' 00"	100	20	20.0	ALRV	4	30' 00"	100	20	20.0																																					
501 Long Branch – Humber	17.53	LF	2	30' 00"	40	20	26.3	LF	2	30' 00"	40	20	26.3	LF	2	30' 00"	40	20	26.3																																					
512 ST CLAIR	Ron	A City of Toronto water project on Bathurst will prevent 512 St. Clair streetcars from travelling to and from Roncesvalles Carhouse between 7 a.m. to 6 p.m. Monday through Saturday.																																																						
Monday to Friday	15-Oct-13	Monday-Friday morning peak period							Monday-Friday midday							Monday-Friday afternoon peak period							Monday-Friday early evening							Monday-Friday late evening																										
512 Keele – St Clair Stn	13.99	CLRV	25	2' 30"	56	7	15.0	CLRV	25	2' 30"	56	7	15.0	CLRV	25	2' 30"	58	5	14.5	CLRV	10	6' 00"	56	4	15.0	CLRV	7	7' 45"	52	3	16.2	510a	500a	200a	150a																					
Saturday	7-Sep-13	Saturday early morning							Saturday morning							Saturday afternoon							Saturday early evening							Saturday late evening																										
512 Keele – St Clair Stn	13.99	CLRV	16	3' 15"	50	2	16.8	CLRV	16	4' 00"	56	8	15.0	CLRV	16	4' 00"	58	6	14.5	CLRV	9	6' 30"	54	5	15.5	CLRV	6	9' 00"	52	2	16.1	511a	500a	201a	150a																					
Sunday	13-Oct-13	Sunday early morning							Sunday morning							Sunday afternoon							Sunday early evening							Sunday late evening																										
512 Keele – St Clair Stn	13.99	CLRV	5	10' 00"	48	2	17.5	CLRV	8	7' 30"	56	4	15.0	CLRV	11	5' 45"	58	6	14.5	CLRV	7	8' 00"	54	2	15.5	CLRV	6	9' 00"	52	2	16.1	520a	457a	201a	151a																					
312 ST CLAIR	Arw																																																							
Overnight, 7 days a week	20-Jun-10	Monday-Friday overnight							Saturday overnight							Sunday overnight																																								
312 Jane Stn – St Clair Stn	21.71	LF	2	30' 00"	60	0	21.7	LF	2	30' 00"	60	0	21.7	LF	2	30' 00"	60	0	21.7																																					
510 SPADINA	Rus/Bir	Due to TTC Trackwork buses are operating between King and Queens Quay Loop, and service on Queens Quay West is provided by the 509 HARBOURFRONT bus.																																																						
Monday to Friday	3-Sep-13	Monday-Friday morning peak period							Monday-Friday midday							Monday-Friday afternoon peak period							Monday-Friday early evening							Monday-Friday late evening																										
510 Spadina Stn – King	6.31	CLRV	12	2' 30"	28	2	13.5	CLRV	16	1' 56"	28	3	13.5	CLRV	18	2' 00"	31	5	12.2	CLRV	16	2' 15"	31	5	12.2	CLRV	5	6' 00"	28	2	13.5	450a	500a	230a	215a																					
510 King – Queens Quay & Spadina	2.83	LF	5	6' 00"	27	3	6.3	LF	5	6' 00"	26	4	6.5	LF	5	6' 00"	27	3	6.3	LF	4	6' 00"	20	4	8.5	LF	3	6' 00"	18	0	9.4	457a	511a	224a	217a																					
Saturday	19-Oct-13	Saturday early morning							Saturday morning							Saturday afternoon							Saturday early evening							Saturday late evening																										
510 Spadina Stn – King	6.31	CLRV	5	6' 00"	27	3	14.0	CLRV	12	2' 30"	27	3	14.0	CLRV	18	2' 00"	33	3	11.5	CLRV	12	2' 30"	28	2	13.5	CLRV	5	6' 00"	28	2	13.5	450a	500a	233a	245a																					
510 King – Queens Quay & Spadina	2.83	LF	3	6' 00"	16	2	10.6	LF	4	6' 00"	22	2	7.7	LF	4	6' 00"	22	2	7.7	LF	4	6' 00"	20	4	8.5	LF	3	6' 00"	16	2	10.6	524a	519a	224a	231a																					
Sunday	13-Oct-13	Sunday early morning							Sunday morning							Sunday afternoon							Sunday early evening							Sunday late evening																										
510 Spadina Stn – King	6.31	CLRV	2	15' 00"	28	2	13.5	CLRV	12	2' 50"	30	4	12.6	CLRV	15	2' 10"	30	3	12.6	CLRV	5	6' 00"	28	2	13.5	CLRV	5	6' 00"	28	2	13.5	448a	500a	233a	245a																					
510 King – Queens Quay & Spadina	2.83	LF	2	10' 00"	16	4	10.6	LF	3	8' 00"	20	4	8.5	LF	4	6' 00"	20	4	8.5	LF	3	6' 00"	18	0	9.4	LF	3	6' 00"	16	2	10.6	524a	520a	224a	231a																					
535 STANDBY CARS	Rus																																																							
Monday to Friday	1-Apr-13															Monday-Friday afternoon peak period																																								
Standby cars																CLRV 2 Russell carhouse																																								

Union Stn-Spadina Stn is NB
Spadina Stn-Union Stn is SB



SERVICE SUMMARY

October 13 to November 23, 2013

Route	RT dist (km) and date of last change	Veh type	No. of Veh	Service interval	Run time (min)	Term time (min)	Avg spd (km/h)	Veh type	No. of Veh	Service interval	Run time (min)	Term time (min)	Avg spd (km/h)	Veh type	No. of Veh	Service interval	Run time (min)	Term time (min)	Avg spd (km/h)	Veh type	No. of Veh	Service interval	Run time (min)	Term time (min)	Avg spd (km/h)	Veh type	No. of Veh	Service interval	Run time (min)	Term time (min)	Avg spd (km/h)	First dep NB or WB	First dep SB or EB	Last dep NB or WB	Last dep SB or EB			
6 BAY	MtD																																					
Monday to Friday	3-Sep-13			Monday-Friday morning peak period				Monday-Friday midday					Monday-Friday afternoon peak period							Monday-Friday early evening					Monday-Friday late evening													
6 Dupont – Queens Quay & Sherbourne	11.98	LF	10	6' 30"	61	4	11.8	LF	7	10' 00"	70	0	10.3	LF	7	10' 00"	70	0	10.3	LF	4	15' 00"	60	0	12.0	LF	2	24' 00"	48	0	15.0			535a	508a	119a	1255a	
6A Bloor (Davenport/Yonge) – Queens Quay & Sherbourne	10.02	LF	9	6' 30"	55	4	10.9						LF	6	10' 00"	60	0	10.0																				
Combined/Average			19	3' 15"				7	10' 00"				13	5' 00"					4	15' 00"				2	24' 00"													
Saturday	7-Sep-13			Saturday early morning				Saturday morning					Saturday afternoon							Saturday early evening				Saturday late evening														
6 Dupont – Queens Quay & Sherbourne	11.49	LF	2	30' 00"	60	0	11.5	LF	5	15' 00"	70	5	9.8	LF	6	12' 00"	70	2	9.8	LF	3	17' 00"	50	1	13.8	LF	2	24' 00"	48	0	14.4			530a	507a	119a	1255a	
Sunday	1-Sep-13			Sunday early morning				Sunday morning					Sunday afternoon							Sunday early evening																		
6 Dupont – Queens Quay & Sherbourne	11.49	LF	2	30' 00"	60	0	11.5	LF	5	15' 00"	70	5	9.8	LF	6	12' 00"	70	2	9.8	LF	3	17' 00"	50	1	13.8													
11 BAYVIEW and 28 DAVISVILLE	Wil																																					
Monday to Friday	3-Sep-13			Monday-Friday morning peak period				Monday-Friday midday					Monday-Friday afternoon peak period							Monday-Friday early evening				Monday-Friday late evening														
11 Davisville Stn – Steeles via Sunnybrook	28.36	LF	9.5	12' 00"	112	2	15.2	LF	9	10' 30"	91	4	18.7	LF	9	12' 00"	104	4	16.4	LF	3.5	20' 00"	70	0	24.3	LF	3	30' 00"	66	24	25.8			518a	600a	109a	104a	
11 Davisville Stn – Steeles via Sunnybrook	28.36	LF	1	Tripper																																		
11C Davisville Stn – Sunnybrook	8.64													LF	1.5	20' 00"	30	0	17.3	LF	1	30' 00"	27	3	19.2													
28 Davisville Stn – Bayview	4.38	LF	2.5	12' 00"	28	2	9.4						LF	2	12' 00"	24	0	11.0																				
Combined/Average			13	6' 00"				9	10' 30"				11	6' 00"					5	10' 00"				4	15' 00"													
Saturday	18-Feb-12			Saturday early morning				Saturday morning					Saturday afternoon							Saturday early evening				Saturday late evening														
11 Davisville Stn – Steeles via Sunnybrook	28.36	LF	3.5	24' 00"	77	7	22.1	LF	3.5	24' 00"	80	4	21.3	LF	3.5	24' 00"	80	4	21.3	LF	3.5	20' 00"	70	0	24.3	LF	3	24' 00"	66	6	25.8			617a	639a	106a	1251a	
11C Davisville Stn – Sunnybrook	8.64	LF	1.5	24' 00"	27	9	19.2	LF	1.5	24' 00"	36	0	14.4	LF	1.5	24' 00"	36	0	14.4	LF	1.5	20' 00"	30	0	17.3													
28A Davisville Stn – Brick Works	7.55	LF	1	30' 00"	30	0	15.1	LF	1	30' 00"	30	0	15.1	LF	1	30' 00"	30	0	15.1																			
Combined/Average			5	12' 00"				6	8' 34"				6	8' 34"					5	10' 00"				3	24' 00"													
Sunday	12-May-13			Sunday early morning				Sunday morning					Sunday afternoon							Sunday early evening				Sunday late evening														
11 Davisville Stn – Steeles via Sunnybrook	28.36							LF	2	35' 00"	70	0	24.3	LF	3.5	24' 00"	80	4	21.3	LF	3.5	20' 00"	70	0	24.3	LF	3	24' 00"	66	6	25.8			730a	805a	106a	115a	
11C Davisville Stn – Sunnybrook	8.64	LF	2	15' 00"	30	0	17.3	LF	1	35' 00"	30	5	17.3	LF	1.5	24' 00"	36	0	14.4	LF	1.5	20' 00"	30	0	17.3													
28A Davisville Stn – Brick Works	7.55	LF	1	30' 00"	30	0	15.1	LF	1	30' 00"	30	0	15.1	LF	1	30' 00"	30	0	15.1																			
Combined/Average			2	15' 00"				4	11' 03"				6	8' 34"					5	10' 00"				3	24' 00"													
9 BELLAMY	Bir																																					
Monday to Friday	3-Sep-13			Monday-Friday morning peak period				Monday-Friday midday					Monday-Friday afternoon peak period							Monday-Friday early evening																		
9 Warden Stn – Scarborough Centre Stn	26.28	LF	5	15' 00"	72	3	21.9	LF	3	21' 40"	65	0	24.3	LF	5	15' 00"	72	3	21.9	LF	4	18' 00"	70	2	22.5													
Saturday	10-Sep-11			Saturday early morning				Saturday morning					Saturday afternoon							Saturday early evening																		
9 Warden Stn – Scarborough Centre Stn	26.28	LF	3	24' 00"	70	2	22.5	LF	3	24' 00"	70	2	22.5	LF	3	24' 00"	70	2	22.5	LF	3	24' 00"	70	2	22.5													
Sunday	7-Oct-11							Sunday morning					Sunday afternoon																									
9 Warden Stn – Scarborough Centre Stn	26.28							LF	2	30' 00"	60	0	26.3	LF	3	20' 00"	60	0	26.3																			



SERVICE SUMMARY

October 13 to November 23, 2013

Route	RT dist (km) and date of last change	Veh type	No. of Veh	Service interval	Run time (min)	Term time (min)	Avg spd (km/h)	Veh type	No. of Veh	Service interval	Run time (min)	Term time (min)	Avg spd (km/h)	Veh type	No. of Veh	Service interval	Run time (min)	Term time (min)	Avg spd (km/h)	Veh type	No. of Veh	Service interval	Run time (min)	Term time (min)	Avg spd (km/h)	Veh type	No. of Veh	Service interval	Run time (min)	Term time (min)	Avg spd (km/h)	First dep NB or WB	First dep SB or EB	Last dep NB or WB	Last dep SB or EB	
17 BIRCHMOUNT	Bir	Service outside Toronto north of Steeles Avenue is provided under contract to York Region																																		
Monday to Friday	3-Sep-13	Monday-Friday morning peak period							Monday-Friday midday							Monday-Friday afternoon peak period							Monday-Friday early evening							Monday-Friday late evening						
17 Warden Stn – Steeles and Warden	28.40							LF	6	13 ' 00 "	78	0	21.8							LF	6	12 ' 00 "	72	0	23.7		LF	3	22 ' 00 "	66	0	25.8	857a	936a	122p	301p
17A Warden Stn – 14th Ave	32.87	LF	1	19 ' 30 "	96	2	20.5						LF	1	24 ' 00 "	100	4	19.7															645p	724p	107a	1250a
17B Warden Stn – Steeles via Wintermute	27.38	LF	12	6 ' 30 "	74	4	22.3						LF	10	8 ' 00 "	79	1	20.8														514a	538a	848p	937a	
Combined/Average			13	6 ' 30 "					6	13 ' 00 "				11	8 ' 00 "						6	12 ' 00 "						3	22 ' 00 "				235p	330p	613p	706p
			Every 3rd 17B operates as a 17A																																	
Saturday	13-Oct-12	Saturday early morning							Saturday morning							Saturday afternoon							Saturday early evening							Saturday late evening						
17 Warden Stn – Steeles and Warden	28.40	LF	3	20 ' 00 "	60	0	28.4	LF	4	18 ' 00 "	72	0	23.7	LF	5	15 ' 00 "	72	3	23.7	LF	3	22 ' 00 "	66	0	25.8	LF	3	22 ' 00 "	66	0	25.8	518a	552a	105a	1250a	
Sunday	7-Oct-12	Sunday morning							Sunday afternoon							Sunday early evening							Sunday late evening													
17 Warden Stn – Steeles and Warden	28.40							LF	3	24 ' 00 "	72	0	23.7	LF	3	24 ' 00 "	72	0	23.7	LF	3	24 ' 00 "	64	8	26.6	LF	2	30 ' 00 "	60	0	28.4	832a	839a	100a	1230a	
2 BLOOR-DANFORTH	DanSub																																			
Monday to Friday	3-Sep-13	Monday-Friday morning peak period							Monday-Friday midday							Monday-Friday afternoon peak period							Monday-Friday early evening							Monday-Friday late evening						
2 Kipling Stn – Kennedy Stn	52.46	6carHT	43	2 ' 21 "	101	0	31.2	6carHT	29	3 ' 35 "	104	0	30.4	6carHT	40	2 ' 31 "	101	0	31.2	6carHT	26	3 ' 50 "	100	0	31.6	6carHT	20	4 ' 52 "	97	0	32.4	543a	541a	131a	131a	
Saturday	19-May-07	Saturday early morning							Saturday morning							Saturday afternoon							Saturday early evening							Saturday late evening						
2 Kipling Stn – Kennedy Stn	52.46	6carHT	20	4 ' 52 "	97	0	32.3	6carHT	20	4 ' 52 "	97	0	32.3	6carHT	21	4 ' 43 "	99	0	31.8	6carHT	20	4 ' 52 "	97	0	32.3	6carHT	20	4 ' 52 "	97	0	32.3	548a	548a	131a	131a	
Sunday	13-May-07	Sunday morning							Sunday afternoon							Sunday early evening							Sunday late evening													
2 Kipling Stn – Kennedy Stn	52.46							6carHT	20	4 ' 52 "	97	0	32.3	6carHT	20	4 ' 52 "	97	0	32.3	6carHT	20	4 ' 52 "	97	0	32.3	6carHT	20	4 ' 52 "	97	0	32.3	848a	848a	131a	131a	
300 BLOOR-DANFORTH	MTD/Bir/ Egl/Qsy																																			
Overnight, 7 days a week	2-Sep-12	Monday-Friday overnight							Saturday overnight							Sunday overnight							Sunday Morning													
300 West Mall – Warden	50.95	LF	4	30 ' 00 "	120	0	25.5	LF	4	30 ' 00 "	120	0	25.5	LF	4	30 ' 00 "	120	0	25.5	LF	10	12 ' 00 "	120	0	25.5											
300A Pearson Airport – Warden	75.97	LF	5	30 ' 00 "	150	0	30.4	LF	5	30 ' 00 "	150	0	30.4	LF	5	30 ' 00 "	150	0	30.4	LF	13	12 ' 00 "	150	6	30.4											
Combined/Average			9	15 ' 00 "					9	15 ' 00 "					9	15 ' 00 "					23	6 ' 00 "														
49 BLOOR WEST	Qsy																																			
Monday to Friday	3-Sep-13	Monday-Friday morning peak period							Monday-Friday midday							Monday-Friday afternoon peak period							Monday-Friday early evening							Monday-Friday late evening						
49 Kipling Stn – Markland Wood	9.40	LF	4	7 ' 30 "	28	2	20.1	LF	2	15 ' 00 "	24	6	23.5	LF	3	10 ' 00 "	30	0	18.8	LF	2	15 ' 00 "	24	6	23.5	LF	1	30 ' 00 "	22	8	25.6	600a	540a	121a	131a	
Saturday	27-Nov-10	Saturday early morning							Saturday morning							Saturday afternoon							Saturday early evening							Saturday late evening						
49 Kipling Stn – Markland Wood	9.40	LF	1	24 ' 00 "	22	2	25.6	LF	1	24 ' 00 "	22	2	25.6	LF	1	24 ' 00 "	22	2	25.6	LF	1	30 ' 00 "	22	8	25.6	LF	1	30 ' 00 "	22	8	25.6	606a	545a	120a	130a	
Sunday	1-Sep-13	Sunday morning							Sunday afternoon							Sunday early evening							Sunday late evening													
49 Kipling Stn – Markland Wood	9.40							LF	1	30 ' 00 "	22	8	25.6	LF	1	30 ' 00 "	22	8	25.6	LF	1	30 ' 00 "	22	8	25.6	LF	1	30 ' 00 "	22	8	25.6	920a	900a	120a	130a	

Overnight service east of West Mall provided by 300 BLOOR-DANFORTH



SERVICE SUMMARY

October 13 to November 23, 2013

Route	RT dist (km) and date of last change	Veh type	No. of Veh	Service interval	Run time (min)	Term time (min)	Avg spd (km/h)	Veh type	No. of Veh	Service interval	Run time (min)	Term time (min)	Avg spd (km/h)	Veh type	No. of Veh	Service interval	Run time (min)	Term time (min)	Avg spd (km/h)	Veh type	No. of Veh	Service interval	Run time (min)	Term time (min)	Avg spd (km/h)	Veh type	No. of Veh	Service interval	Run time (min)	Term time (min)	Avg spd (km/h)	First dep NB or WB	First dep SB or EB	Last dep NB or WB	Last dep SB or EB			
21 BRIMLEY	Bir																																					
Monday to Friday	3-Sep-13		Monday-Friday morning peak period					Monday-Friday midday					Monday-Friday afternoon peak period					Monday-Friday early evening					Monday-Friday late evening															
21 Kennedy Stn – Steeles	27.49													LF	7	11 ' 00 "	76	1	21.7		LF	3	30 ' 00 "	76	14	21.7							633p	624p	100a	108a		
21A Kennedy Stn – Scarborough Centre Stn	13.24	LF	3	13 ' 20 "	40	0	19.9	LF	2	20 ' 00 "	40	0	19.9	LF	4	11 ' 30 "	46	0	17.3													525a	505a	622p	633p			
21B Scarborough Centre Stn – Steeles	14.23	LF	6	6 ' 40 "	40	0	21.3	LF	3	14 ' 00 "	40	2	21.3	LF	5	8 ' 00 "	40	0	21.3												535a	515a	640p	640p				
	Combined/Average		9						5						9																							
Saturday	3-Apr-10		Saturday early morning					Saturday morning					Saturday afternoon					Saturday early evening					Saturday late evening															
21 Kennedy Stn – Steeles	27.49	LF	3	30 ' 00 "	76	14	21.7	LF	4	20 ' 00 "	76	4	21.7	LF	5	16 ' 00 "	76	4	21.7	LF	4	20 ' 00 "	76	4	21.7	LF	3	30 ' 00 "	76	14	21.7		557a	640a	100a	105a		
Sunday	7-Oct-10		Sunday morning					Sunday afternoon					Sunday early evening					Sunday late evening																				
21 Kennedy Stn – Steeles	27.49							LF	4	20 ' 00 "	76	4	21.7	LF	5	16 ' 00 "	76	4	21.7	LF	3	30 ' 00 "	76	14	21.7	LF	3	30 ' 00 "	76	14	21.7		800a	802a	100a	105a		
8 BROADVIEW	Bir																																					
Monday to Friday	24-Nov-08		Monday-Friday morning peak period					Monday-Friday midday					Monday-Friday afternoon peak period					Monday-Friday early evening					Monday-Friday late evening															
8 Broadview Stn – Coxwell	8.38	LF	1	30 ' 00 "	30	0	16.8	LF	1	30 ' 00 "	30	0	16.8	LF	1	30 ' 00 "	30	0	16.8	LF	1	30 ' 00 "	30	0	16.8	LF	1	30 ' 00 "	24	6	21.0		630a	615a	1255a	115a		
Saturday	14-May-11		Saturday early morning					Saturday morning					Saturday afternoon					Saturday early evening																				
8 Broadview Stn – Coxwell	8.38	LF	1	30 ' 00 "	30	0	16.8	LF	1	30 ' 00 "	30	0	16.8	LF	1	30 ' 00 "	30	0	16.8	LF	1	30 ' 00 "	24	6	21.0							630a	615a	1003p	1015p			
Sunday	8-May-11		Sunday morning					Sunday afternoon					Sunday early evening																									
8 Broadview Stn – Coxwell	8.38							LF	1	30 ' 00 "	24	6	21.0	LF	1	30 ' 00 "	24	6	21.0	LF	1	30 ' 00 "	24	6	21.0						903a	845a	1003p	1015p				
50 BURNHAMTHORPE	Qsy																																					
Monday to Friday	3-Sep-13		Monday-Friday morning peak period					Monday-Friday midday					Monday-Friday afternoon peak period					Monday-Friday early evening					Monday-Friday late evening															
50 Islington Stn – Mill Rd	11.44	LF	4	10 ' 00 "	40	0	17.2	LF	2	20 ' 00 "	36	4	19.1	LF	3	13 ' 00 "	39	0	17.6	LF	2	15 ' 00 "	30	0	22.9	LF	1	30 ' 00 "	26	4	26.4		545a	530a	115a	100a		
Saturday	16-Oct-10		Saturday early morning					Saturday morning					Saturday afternoon					Saturday early evening					Saturday late evening															
50 Islington Stn – Mill Rd	11.44	LF	2	15 ' 00 "	26	4	26.4	LF	2	20 ' 00 "	30	10	22.9	LF	2	20 ' 00 "	30	10	22.9	LF	1	30 ' 00 "	26	4	26.4	LF	1	30 ' 00 "	26	4	26.4		620a	620a	115a	100a		
Sunday	3-Jan-10		Sunday morning					Sunday afternoon					Sunday early evening					Sunday late evening																				
50 Islington Stn – Mill Rd	11.44							LF	2	17 ' 30 "	30	5	22.9	LF	2	17 ' 30 "	30	5	22.9	LF	1	30 ' 00 "	26	4	26.4	LF	1	30 ' 00 "	26	4	26.4		815a	830a	115a	100a		
120 CALVINGTON	Arw																																					
Monday to Friday	9-May-11		Monday-Friday morning peak period					Monday-Friday midday					Monday-Friday afternoon peak period					Monday-Friday early evening																				
120 Wilson Stn – Sheppard & Jane via deHavilland	20.65	LF	2	30 ' 00 "	60	0	20.7	LF	2	30 ' 00 "	60	0	20.7	LF	2	30 ' 00 "	60	0	20.7	LF	2	30 ' 00 "	60	0	20.7						630a	603a	1000p	1000p				
Saturday	14-May-11		Saturday early morning					Saturday morning					Saturday afternoon					Saturday early evening																				
120 Wilson Stn – Sheppard & Jane via deHavilland	20.65	LF	2	30 ' 00 "	60	0	20.7	LF	2	30 ' 00 "	60	0	20.7	LF	2	30 ' 00 "	60	0	20.7	LF	2	30 ' 00 "	60	0	20.7						630a	603a	1000p	1000p				
Sunday	8-May-11		Sunday morning					Sunday afternoon					Sunday early evening																									
120 Wilson Stn – Sheppard & Jane via deHavilland	20.65							LF	2	30 ' 00 "	60	0	20.7	LF	2	30 ' 00 "	60	0	20.7	LF	2	30 ' 00 "	60	0	20.7						900a	833a	1000p	1000p				



SERVICE SUMMARY

October 13 to November 23, 2013

Route	RT dist (km) and date of last change	Veh type	No. of Veh	Service interval	Run time (min)	Term time (min)	Avg spd (km/h)	Veh type	No. of Veh	Service interval	Run time (min)	Term time (min)	Avg spd (km/h)	Veh type	No. of Veh	Service interval	Run time (min)	Term time (min)	Avg spd (km/h)	Veh type	No. of Veh	Service interval	Run time (min)	Term time (min)	Avg spd (km/h)	Veh type	No. of Veh	Service interval	Run time (min)	Term time (min)	Avg spd (km/h)	First dep NB or WB	First dep SB or EB	Last dep NB or WB	Last dep SB or EB	
506 CARLTON	Ron/Rus /Qsy	During TTC Trackwork between Lansdowne and Sorauren, streetcars run west to Lansdowne only. A bus shuttle operates between Keele Station and Lansdowne via Howard Park.																																		
Monday to Friday	15-Oct-13	Monday-Friday morning peak period							Monday-Friday midday							Monday-Friday afternoon peak period							Monday-Friday early evening							Monday-Friday late evening						
506 Lansdowne – Main Street Stn	26.27	CLRV	29	3' 45"	106	3	14.9	CLRV	23	5' 15"	113	8	13.9	CLRV	25	5' 00"	116	9	13.6	CLRV	15	7' 30"	106	7	14.9	CLRV	10	10' 00"	96	4	16.4	530a	518a	1207a	104a	
506 Keele Stn – Lansdowne	4.99	LF	2	10' 00"	20	0	15.0	LF	2	10' 00"	20	0	15.0	LF	2	10' 00"	20	0	15.0	LF	1	15' 00"	15	0	20.0	LF	1	15' 00"	15	0	20.0	517a	507a	1257a	1250a	
Saturday	19-Oct-13	Saturday early morning							Saturday morning							Saturday afternoon							Saturday early evening							Saturday late evening						
506 High Park – Main Street Stn	26.27	CLRV	13	7' 00"	91	0	17.3	CLRV	15	7' 00"	101	4	15.6	CLRV	20	6' 00"	112	8	14.1	CLRV	13	8' 00"	101	3	15.6	CLRV	12	8' 30"	96	6	16.4	543a	520a	1207a	109a	
506 Keele Stn – Lansdowne	4.99	LF	1	15' 00"	15	0	20.0	LF	2	10' 00"	20	0	15.0	LF	2	10' 00"	20	0	15.0	LF	1	15' 00"	15	0	20.0	LF	1	15' 00"	15	0	20.0	518a	511a	1258a	1251a	
Sunday	13-Oct-13	Sunday early morning							Sunday morning							Sunday afternoon							Sunday early evening							Sunday late evening						
506 High Park – Main Street Stn	29.63	CLRV	9	10' 00"	84	6	21.2	CLRV	12	7' 45"	90	3	19.8	CLRV	15	7' 20"	106	4	16.8	CLRV	10	11' 00"	101	9	17.6	CLRV	8	11' 00"	88	0	20.2	530a	535a	1207a	100a	
506 Keele Stn – Lansdowne	4.99	LF	1	15' 00"	15	0	20.0	LF	2	10' 00"	20	0	15.0	LF	2	10' 00"	20	0	15.0	LF	1	15' 00"	15	0	20.0	LF	1	15' 00"	15	0	20.0	533a	526a	100a	1253a	
306 CARLTON	Ron/Rus /Qsy	During TTC Trackwork between Lansdowne and Sorauren, streetcars run west to Lansdowne only. A bus shuttle operates between Dundas West Station and Lansdowne.																																		
Overnight, 7 days a week	13-Oct-13	Monday-Friday overnight							Saturday overnight							Sunday overnight																				
306 Lansdowne – Main Street Stn	29.63	CLRV	3	30' 00"	80	10	22.2	CLRV	3	30' 00"	80	10	22.2	CLRV	3	30' 00"	80	10	22.2																	
306 Dundas West Stn – Lansdowne	2.23	LF	1	30' 00"	20	10	6.7	LF	1	30' 00"	20	10	6.7	LF	1	30' 00"	20	10	6.7																	
126 CHRISTIE	MtD																																			
Monday to Friday	6-Sep-11	Monday-Friday morning peak period							Monday-Friday midday							Monday-Friday afternoon peak period							Monday-Friday early evening							Monday-Friday late evening						
126 Christie Stn – St Clair West Stn	6.12	LF	2	15' 00"	30	0	12.2	LF	1	30' 00"	26	4	14.1	LF	2	15' 00"	30	0	12.2	LF	1	30' 00"	24	6	15.3	LF	1	30' 00"	24	6	15.3	600a	545a	100a	1245a	
Saturday	8-Aug-09	Saturday early morning							Saturday morning							Saturday afternoon							Saturday afternoon							Saturday afternoon						
126 Christie Stn – St Clair West Stn	6.12	LF	1	30' 00"	24	6	15.3	LF	1	30' 00"	26	4	14.1	LF	1	30' 00"	26	4	14.1	LF	1	30' 00"	24	6	15.3	LF	1	30' 00"	24	6	15.3	600a	545a	100a	1245a	
Sunday	2-Aug-09								Sunday morning							Sunday afternoon							Sunday afternoon							Sunday afternoon						
126 Christie Stn – St Clair West Stn	6.12								LF	1	30' 00"	24	6	15.3	LF	1	30' 00"	24	6	15.3	LF	1	30' 00"	24	6	15.3	LF	1	30' 00"	24	6	15.3	830a	845a	100a	1245a
20 CLIFFSIDE	Bir																																			
Monday to Friday	3-Sep-13	Monday-Friday morning peak period							Monday-Friday midday							Monday-Friday afternoon peak period							Monday-Friday early evening							Monday-Friday late evening						
20 Kennedy Stn – Main Street Stn	19.75	LF	6	11' 00"	66	0	18.0	LF	4	17' 30"	70	0	16.9	LF	6	11' 40"	70	0	16.9	LF	3	21' 00"	63	0	18.8	LF	1.5	30' 00"	48	1	24.7	520a	450a	100a	105a	
Alternates trips with 62 MORTIMER																																				
Saturday	8-Sep-12	Saturday early morning							Saturday morning							Saturday afternoon							Saturday early evening													
20 Kennedy Stn – Main Street Stn	19.75	LF	3	20' 00"	60	0	19.8	LF	4	18' 00"	65	7	18.2	LF	4	18' 00"	65	7	18.2	LF	3	20' 00"	60	0	19.8											
Alternates trips with 62 MORTIMER																																				
Sunday	8-May-11								Sunday morning							Sunday afternoon							Sunday early evening													
20 Kennedy Stn – Main Street Stn	19.75								LF	3	20' 00"	60	0	19.8	LF	3	20' 00"	60	0	19.8	LF	1.65	30' 00"	48	1	24.6										
Alternates trips with 62 MORTIMER																																				



SERVICE SUMMARY

October 13 to November 23, 2013

Route	RT dist (km) and date of last change	Veh type	No. of Veh	Service interval	Run time (min)	Term time (min)	Avg spd (km/h)	Veh type	No. of Veh	Service interval	Run time (min)	Term time (min)	Avg spd (km/h)	Veh type	No. of Veh	Service interval	Run time (min)	Term time (min)	Avg spd (km/h)	Veh type	No. of Veh	Service interval	Run time (min)	Term time (min)	Avg spd (km/h)	Veh type	No. of Veh	Service interval	Run time (min)	Term time (min)	Avg spd (km/h)	First dep NB or WB	First dep SB or EB	Last dep NB or WB	Last dep SB or EB				
303 DON MILLS	Egl																																						
Overnight, 7 days a week	4-Sep-05			Monday-Friday overnight						Saturday overnight						Sunday overnight																							
303 Steeles – Queen via Broadview	47.04	LF	3	30' 00"	90	0	31.4	LF	3	30' 00"	90	0	31.4	LF	3	30' 00"	90	0	31.4																				
108 DOWNSVIEW	Arw																																						
Monday to Friday	3-Sep-13			Monday-Friday morning peak period						Monday-Friday midday						Monday-Friday afternoon peak period																							
108 Downsview Stn – Jane	16.91	LF	4	13' 00"	50	2	20.3	LF	2.5	18' 00"	43	2	23.6	LF	3	17' 00"	48	3	21.1	LF	2	22' 00"	43	1	23.6	LF	1.5	30' 00"	41	4	24.7	612a	545a	1245a	1251a				
108A Downsview Stn – Jane via Grandravine	15.26	LF	4	13' 00"	50	2	18.3	LF	2.5	18' 00"	43	2	21.3	LF	3	17' 00"	48	3	19.1	LF	2	22' 00"	43	1	21.3	LF	1.5	30' 00"	41	4	22.3	624a	559a	105a	106a				
Combined/Average			8	6' 30"				5	9' 00"					6	8' 30"					4	11' 00"					3	15' 00"												
Saturday	29-Jun-13			Saturday early morning						Saturday morning						Saturday afternoon																							
108 Downsview Stn – Jane	16.91	LF	1.5	30' 00"	40	5	25.4	LF	2	24' 00"	43	5	23.6	LF	3	15' 00"	44	1	23.1	LF	1.5	30' 00"	40	5	25.4	LF	1.5	30' 00"	40	5	25.4	545a	615a	105a	105a				
108A Downsview Stn – Jane via Grandravine	15.26	LF	1.5	30' 00"	40	5	22.9	LF	2	24' 00"	43	5	21.3	LF	3	15' 00"	44	1	20.8	LF	1.5	30' 00"	40	5	22.9	LF	1.5	30' 00"	40	5	22.9	600a	630a	1245a	1250a				
Combined/Average			3	15' 00"				4	12' 00"					6	7' 30"					3	15' 00"					3	15' 00"												
Sunday	1-Sep-13									Sunday morning						Sunday afternoon																							
108 Downsview Stn – Jane	16.91	LF	1.5	30' 00"	40	5	25.4	LF	2.5	18' 00"	44	1	23.1	LF	1.5	30' 00"	40	5	25.4	LF	1.5	30' 00"	40	5	25.4	LF	2	20' 00"	40	0	25.4	830a	825a	105a	105a				
108A Downsview Stn – Jane via Grandravine	15.26	LF	1.5	30' 00"	40	5	22.9	LF	2.5	18' 00"	44	1	20.8	LF	1.5	30' 00"	40	5	22.9	LF	1.5	30' 00"	40	5	22.9							912a	905a	936p	956p				
Combined/Average								3	15' 00"					5	9' 00"					3	15' 00"					2	20' 00"												
101 DOWNSVIEW PARK	Arw																																						
Monday to Friday	3-Sep-13			Monday to Friday service operates seasonally. Service is scheduled to resume in the May 2014 Board Period.																																			
101 Downsview Stn – Downsview Park	5.64																																						
Saturday	25-Jun-11									Saturday morning						Saturday afternoon																							
101 Downsview Stn – Downsview Park	5.64	LF	1	20' 00"	20	0	16.9	LF	1	20' 00"	20	0	16.9	LF	1	20' 00"	20	0	16.9	LF	1	20' 00"	20	0	16.9										900a	910a	1000p	1010p	
Sunday	19-Jun-11									Sunday morning						Sunday afternoon																							
101 Downsview Stn – Downsview Park	5.64	LF	1	20' 00"	20	0	16.9	LF	1	20' 00"	20	0	16.9	LF	1	20' 00"	20	0	16.9	LF	1	20' 00"	20	0	16.9										940a	950a	1000p	1010p	
142 DOWNTOWN/ AVENUE RD EXPRESS	Wil			Effective August 6th, expanded downtown looping via Richmond, Peter and Adelaide.																																			
Monday to Friday	6-Aug-13			Monday-Friday morning peak period												Monday-Friday afternoon peak period																							
142 Downtown – Highway 401	24.41	LF	3	30' 00"	90	0	16.3								LF	3	30' 00"	90	0	16.3																705a	630a	740a	830a
																																			400p	442p	630p	542p	
143 DOWNTOWN/ BEACH EXPRESS	Bir																																						
Monday to Friday	1-Apr-13			Monday-Friday morning peak period												Monday-Friday afternoon peak period																							
143 Downtown – Neville Park	20.37	LF	3	Six WB trips											LF	3	Six EB trips																			705a	735a	845a	825a
																																			441p	410p	529p	618p	
144 DOWNTOWN/ DON VALLEY EXPRESS	Egl																																						
Monday to Friday	4-Jan-10			Monday-Friday morning peak period												Monday-Friday afternoon peak period																							
144 Downtown – Wynford and Underhill	39.75															LF	4	Eight NB trips																		410p	640p		
144A Underhill – Downtown	41.02	LF	5	Five SB trips																																650a	802a		
144B Wynford – Downtown	32.19	LF	4	Seven SB trips																																645a	815a		
Combined/Average			9													4																							



SERVICE SUMMARY

October 13 to November 23, 2013

Route	RT dist (km) and date of last change	Veh type	No. of Veh	Service interval	Run time (min)	Term time (min)	Avg spd (km/h)	Veh type	No. of Veh	Service interval	Run time (min)	Term time (min)	Avg spd (km/h)	Veh type	No. of Veh	Service interval	Run time (min)	Term time (min)	Avg spd (km/h)	Veh type	No. of Veh	Service interval	Run time (min)	Term time (min)	Avg spd (km/h)	Veh type	No. of Veh	Service interval	Run time (min)	Term time (min)	Avg spd (km/h)	First dep NB or WB	First dep SB or EB	Last dep NB or WB	Last dep SB or EB				
145 DOWNTOWN/ HUMBER BAY EXPRESS	Qsy																																						
Monday to Friday	22-Nov-10		Monday-Friday morning peak period						Monday-Friday afternoon peak period																														
145 Kipling – Downtown	28.81	LF	Three EB trips					LF	Three WB trips																														
145A Royal York – Downtown	27.85	LF	Two EB trips					LF	Three WB trips																														
Combined/Average			3						3																														
141 DOWNTOWN/ MT PLEASANT EXPRESS	MtD																																						
Monday to Friday	4-Sep-12		Monday-Friday morning peak period						Monday-Friday afternoon peak period																														
141 Downtown – Eglinton	20.12	LF	3 Four SB trips					LF	2 Two NB trips																														
502 DOWNTOWNER and 503 KINGSTON RD	Rus	City road construction and TTC Trackwork on Kingston Road. Streetcars will operate from Woodbine Loop to Downtown. The extended 22 COXWELL bus serves Kingston Road.																																					
Monday to Friday	3-Sep-13		Monday-Friday morning peak period						Monday-Friday midday						Monday-Friday afternoon peak period																								
502 McCaul – Kingston Rd. & Queen	12.89	CLRV	5	12 ' 00 "	54	6	14.3	CLRV	4	16 ' 00 "	56	8	13.8	CLRV	6	11 ' 00 "	58	8	13.3																				
503 York – Kingston Rd. & Queen	11.99	CLRV	4	12 ' 00 "	42	6	17.1							CLRV	5	11 ' 00 "	46	9	15.6																				
			9 6 ' 00 "						4 16 ' 00 "						11 5 ' 30 "																								
			Evening and weekend service on Kingston Road provided by 22 COXWELL. Overnight service on Kingston Road provided by 322 COXWELL.																																				
125 DREWRY	Wil																																						
Monday to Friday	9-Oct-12		Monday-Friday morning peak period						Monday-Friday midday						Monday-Friday afternoon peak period						Monday-Friday early evening						Monday-Friday late evening												
125 Finch Stn – Bathurst (Torresdale)	7.92	LF	5	6 ' 30 "	30	3	15.8	LF	1	30 ' 00 "	28	2	17.0	LF	3	10 ' 00 "	30	0	15.8	LF	2	15 ' 00 "	25	5	19.0	LF	1	30 ' 00 "	25	5	19.0								
Saturday	13-Oct-10		Saturday early morning						Saturday morning						Saturday afternoon						Saturday early evening						Saturday late evening												
125 Finch Stn – Bathurst (Torresdale)	7.92	LF	1	30 ' 00 "	25	5	19.0	LF	2	15 ' 00 "	28	2	17.0	LF	2	15 ' 00 "	28	2	17.0	LF	1	30 ' 00 "	25	5	19.0	LF	1	30 ' 00 "	25	5	19.0								
Sunday	3-Jan-10		Sunday morning						Sunday afternoon						Sunday early evening						Sunday late evening																		
125 Finch Stn – Bathurst (Torresdale)	7.92							LF	1	30 ' 00 "	28	2	17.0	LF	1	30 ' 00 "	28	2	17.0	LF	1	30 ' 00 "	25	5	19.0	LF	1	30 ' 00 "	25	5	19.0								



SERVICE SUMMARY

October 13 to November 23, 2013

Route	RT dist (km) and date of last change	Veh type	No. of Veh	Service interval	Run time (min)	Term time (min)	Avg spd (km/h)	Veh type	No. of Veh	Service interval	Run time (min)	Term time (min)	Avg spd (km/h)	Veh type	No. of Veh	Service interval	Run time (min)	Term time (min)	Avg spd (km/h)	Veh type	No. of Veh	Service interval	Run time (min)	Term time (min)	Avg spd (km/h)	Veh type	No. of Veh	Service interval	Run time (min)	Term time (min)	Avg spd (km/h)	First dep NB or WB	First dep SB or EB	Last dep NB or WB	Last dep SB or EB	
29 DUFFERIN	Wil	29D service to Princes' Gate suspended due to bridge closure at Gardiner Expressway. Buses are turning back at Dufferin Gate (Springhurst Loop). <i>Italicised branch names are for internal use only</i>																																		
Monday to Friday	3-Sep-13	Monday-Friday morning peak period							Monday-Friday midday							Monday-Friday afternoon peak period							Monday-Friday early evening							Monday-Friday late evening						
29 Wilson Stn-Exhibition (Dufferin Gate)	24.48							Lift	30	3' 20"	96	4	15.3							Lift	21	4' 00"	81	3	18.1	Lift	9	7' 15"	64	2	23.0	820a 536p	840a 612p	307p 145a	334p 137a	
29 To Exhibition (Dufferin Gate)																																				
29 To Wilson Stn																																				
29A Tycos Dr - Exhibition (Dufferin Gate)																																				
29 To Exhibition (Dufferin Gate)	18.31	Lift	12	5' 15"	61	2	18.0							Lift	14	5' 40"	73	6	15.1																	
29A To Tycos																																				
29D Wilson Stn-Exhibition (Princes' Gate)																																				
29D To Exhibition (Princes' Gate)	27.12	Lift	19	5' 15"	98	2	16.6							Lift	19	5' 40"	105	3	15.5																	
29 To Wilson Stn																																				
Combined/Average			31	2' 38"					30	3' 20"					33	2' 50"					21	4' 00"						9	7' 15"							
Saturday	7-Sep-13	Saturday early morning							Saturday morning							Saturday afternoon							Saturday early evening							Saturday late evening						
29 Wilson Stn-Exhibition (Dufferin Gate)	24.48							Lift	12	8' 40"	101	3	14.5	Lift	21	5' 00"	101	4	14.5								Lift	6	11' 00"	65	1	22.6	852a	804a	204a	142a
29 To Exhibition (Dufferin Gate)																																				
29 To Wilson Stn																																				
29D Wilson Stn-Exhibition (Princes' Gate)																																				
29D To Exhibition (Princes' Gate)	27.12	Lift	13	6' 15"	81	0	20.0	Lift	13	8' 40"	112	1	14.5	Lift	23	5' 00"	112	3	14.5	Lift	12	7' 20"	88	0	18.5											
29 To Wilson Stn																																				
Combined/Average			13	6' 15"					25	4' 20"					44	2' 30"					12	7' 20"						6	11' 00"							
Sunday	1-Sep-13	Sunday early morning							Sunday morning							Sunday afternoon							Sunday early evening							Sunday late evening						
29 Wilson Stn-Exhibition (Dufferin Gate)	24.48							Lift	9	10' 00"	89	1	16.5	Lift	15	6' 20"	89	6	16.5	Lift	7	10' 00"	70	0	21.0	Lift	6	11' 00"	64	2	23.0	910a	830a	152a	141a	
29 To Exhibition (Dufferin Gate)																																				
29 To Wilson Stn																																				
29D Wilson Stn-Exhibition (Princes' Gate)																																				
29D To Exhibition (Princes' Gate)	27.12	Lift	7	10' 00"	70	0	23.2	Lift	10	10' 00"	99	1	16.4	Lift	16	6' 20"	99	3	16.5																	
29 To Wilson Stn																																				
Combined/Average			7	10' 00"					19	5' 00"					31	3' 10"					7	10' 00"						6	11' 00"							
329 DUFFERIN	MtD/Wil	During TTC Trackwork on Dufferin south of Queen, buses will operate over a revised routing.																																		
Overnight, 7 days a week	1-Sep-13	Monday-Friday overnight							Saturday overnight							Sunday overnight																				
329 Wilson Stn - Exhibition	30.75	LF	2.2	30' 00"	66	0	28.0	LF	2.2	30' 00"	66	0	28.0	LF	2.2	30' 00"	66	0	28.0																	
		Alternates trips with 316 OSSINGTON							Alternates trips with 316 OSSINGTON							Alternates trips with 316 OSSINGTON																				
105 DUFFERIN NORTH	Wil	Service outside Toronto north of Steeles Avenue is provided under contract to York Region.																																		
Monday to Friday	7-Jan-13	Monday-Friday morning peak period							Monday-Friday midday							Monday-Friday afternoon peak period							Monday-Friday early evening							Monday-Friday late evening						
105 Downsview Stn - Rutherford	23.58	LF	2.5	28' 00"	61	9	23.2	LF	2	30' 00"	54	6	26.2	LF	3.5	24' 00"	75	9	18.9	LF	2	30' 00"	55	5	25.7											
105B Downsview Stn - Major Mackenzie	27.93	LF	2.5	28' 00"	69	1	24.3							LF	3.5	24' 00"	83	1	20.2																	
105C Downsview Stn - Steeles	9.93							LF	1	30' 00"	25	5	23.8							LF	1	30' 00"	28	2	21.3	LF	1	30' 00"	30	0	19.9	919a 715p	1005a 759p	215p 100a	331p 115a	
Combined/Average			5	14' 00"					3	15' 00"					7	12' 00"					3	15' 00"					1	30' 00"								
Saturday	13-Oct-12	Saturday early morning							Saturday morning							Saturday afternoon							Saturday early evening							Saturday late evening						
105 Downsview Stn - Rutherford	23.58	LF	2	30' 00"	55	5	25.7	LF	2	30' 00"	55	5	25.7	LF	2	30' 00"	55	5	25.7	LF	2	30' 00"	55	5	25.7											
105C Downsview Stn - Steeles	9.93							LF	1	30' 00"	28	2	21.3	LF	1	30' 00"	28	2	21.3							LF	1	30' 00"	30	0	19.9	915a 1030p	930a 1045p	645p 100a	601a 115a	
Combined/Average			2	30' 00"					3	15' 00"					3	15' 00"					2	30' 00"					1	30' 00"								
Sunday	8-May-11	Sunday morning							Sunday afternoon							Sunday early evening																				
105 Downsview Stn - Rutherford	23.58							LF	2	30' 00"	55	5	25.7	LF	2	30' 00"	55	5	25.7	LF	2	30' 00"	55	5	25.7											



SERVICE SUMMARY

October 13 to November 23, 2013

Route	RT dist (km) and date of last change	Week 1						Week 2						Week 3						Week 4						First dep NB or WB	First dep SB or EB	Last dep NB or WB	Last dep SB or EB																						
		Veh type	No. of Veh	Service interval	Run time (min)	Term time (min)	Avg spd (km/h)	Veh type	No. of Veh	Service interval	Run time (min)	Term time (min)	Avg spd (km/h)	Veh type	No. of Veh	Service interval	Run time (min)	Term time (min)	Avg spd (km/h)	Veh type	No. of Veh	Service interval	Run time (min)	Term time (min)	Avg spd (km/h)																										
505 DUNDAS	Ron/Rus /MtD	During TTC Trackwork between Lansdowne and Sorareun, streetcars run west to Lansdowne only. A bus shuttle operates between Dundas West Station and Lansdowne.																																																	
Monday to Friday	15-Oct-13	Monday-Friday morning peak period						Monday-Friday midday						Monday-Friday afternoon peak period						Monday-Friday early evening						Monday-Friday late evening																									
505 Lansdowne – Broadview Stn	18.68	CLRV	16	5'15"	81	3	13.8	CLRV	14	6'30"	83	8	13.5	CLRV	17	5'20"	87	4	12.9	CLRV	10	8'00"	74	6	15.1	CLRV	6	12'00"	69	3	16.2	520a	525a	1253a	1255a																
505 Dundas West Stn – Lansdowne	3.38	LF	5	5'00"	20	5	10.1	LF	5	5'00"	20	5	10.1	LF	5	5'00"	23	2	8.8	LF	4	6'00"	23	1	8.8	LF	3	6'00"	18	0	11.3	529a	520a	130a	122a																
Saturday	19-Oct-13	Saturday early morning						Saturday morning						Saturday afternoon						Saturday early evening						Saturday late evening																									
505 Dundas West Stn – Broadview Stn	18.68	CLRV	8	10'00"	76	4	14.7	CLRV	14	6'45"	91	4	12.3	CLRV	21	4'40"	92	6	12.2	CLRV	7	12'00"	80	4	14.0	CLRV	6	12'00"	69	3	16.2	527a	542a	1257a	100a																
505 Dundas West Stn – Lansdowne	3.38	LF	3	6'00"	18	0	11.3	LF	5	5'00"	22	3	9.2	LF	6	4'00"	22	2	9.2	LF	4	6'00"	22	2	9.2	LF	3	6'00"	18	0	11.3	540a	532a	132a	120a																
Sunday	13-Oct-13	Sunday early morning						Sunday morning						Sunday afternoon						Sunday early evening						Sunday late evening																									
505 Dundas West Stn – Broadview Stn	18.68	CLRV	4	20'00"	72	8	15.6	CLRV	11	8'00"	80	8	14.0	CLRV	16	5'40"	81	10	13.8	CLRV	7	12'00"	80	4	14.0	CLRV	5	14'00"	69	1	16.2	530a	536a	1246a	1238a																
505 Dundas West Stn – Lansdowne	3.38	LF	2	10'00"	18	2	11.3	LF	5	5'00"	22	3	9.2	LF	6	4'00"	22	2	9.2	LF	4	6'00"	22	2	9.2	LF	3	6'00"	18	0	11.3	535a	527a	122a	111a																
26 DUPONT	Qsy																																																		
Monday to Friday	3-Sep-13	Monday-Friday morning peak period						Monday-Friday midday						Monday-Friday afternoon peak period						Monday-Friday early evening						Monday-Friday late evening																									
26 St George Stn – Jane Stn	19.09	LF	5	16'00"	75	5	15.3	LF	4	20'00"	68	12	16.8	LF	6	14'00"	80	4	14.3	LF	3	20'00"	60	0	19.1																										
Saturday	23-Feb-13	Saturday early morning						Saturday morning						Saturday afternoon						Saturday early evening						Saturday late evening																									
26 St George Stn – Jane Stn	19.09	LF	2	30'00"	60	0	19.1	LF	3	24'00"	72	0	15.9	LF	3	24'00"	72	0	15.9	LF	3	24'00"	72	0	15.9																										
Sunday	17-Feb-13	Sunday early morning						Sunday morning						Sunday afternoon						Sunday early evening						Sunday late evening																									
26 St George Stn – Jane Stn	19.09	LF	2	30'00"	60	0	19.1	LF	2	30'00"	60	0	19.1	LF	2	30'00"	60	0	19.1	LF	2	30'00"	60	0	19.1																										
111 EAST MALL	Qsy																																																		
Monday to Friday	3-Sep-13	Monday-Friday morning peak period						Monday-Friday midday						Monday-Friday afternoon peak period						Monday-Friday early evening						Monday-Friday late evening																									
111 Kipling Stn – Eglinton	17.93	LF	5	10'00"	46	4	23.4	LF	5	10'00"	46	4	23.4	LF	6	9'00"	49	5	22.0	LF	4	12'00"	45	3	23.9	LF	2	20'00"	36	4	29.9	525a	510a	120a	103a																
Saturday	20-Feb-10	Saturday early morning						Saturday morning						Saturday afternoon						Saturday early evening						Saturday late evening																									
111 Kipling Stn – Eglinton	17.93	LF	2	20'00"	40	0	26.9	LF	3.5	15'00"	52	0	20.6	LF	5	11'00"	47	8	22.9	LF	2	20'00"	39	1	27.6	LF	2	20'00"	36	4	29.9	551a	610a	102a	1247a																
																								Alternates trips with 123 SHORNCLIFFE																											
Sunday	14-Feb-10	Sunday morning						Sunday afternoon						Sunday early evening						Sunday late evening																															
111 Kipling Stn – Eglinton	17.93	LF	3	15'00"	45	0	23.9	LF	3	18'00"	47	7	22.9	LF	2	20'00"	39	1	27.6	LF	2	20'00"	39	1	27.6	LF	2	20'00"	36	4	29.9	820a	849a	103a	1247a																
404 EAST YORK COMMUNITY BUS	W-T																																																		
Monday to Friday	Mar/05	Monday-Friday midday						Monday-Friday afternoon peak period						Monday-Friday early evening						Monday-Friday late evening																															
404 East General Hospital – Shoppers World via Victoria Park Stn		CB	1	75'00"	75	0		CB	1	75'00"	75	0																																							
34 EGLINTON EAST	Egl																																																		
Monday to Friday	3-Sep-13	Monday-Friday morning peak period						Monday-Friday midday						Monday-Friday afternoon peak period						Monday-Friday early evening						Monday-Friday late evening																									
34 Eglinton Stn – Kingston Rd	33.71	LF	15	8'00"	116	4	17.4					LF	15	8'00"	118	2	17.1																																		
34C Eglinton Stn – Kennedy Stn	23.33	LF	11	8'00"	82	6	17.1	LF	11	7'30"	79	4	17.7	LF	11	8'00"	86	2	16.3	LF	13	6'15"	80	2	17.5	LF	5	14'00"	70	0	20.0	518a	500a	900a	825a																
Combined/Average			26	4'00"					11	7'30"					26	4'00"					13	6'15"					5	14'00"					310p	242p	654p	618p															
Saturday	19-Oct-13	Saturday early morning						Saturday morning						Saturday afternoon						Saturday early evening						Saturday late evening																									
34C Eglinton Stn – Kennedy Stn	23.33	LF	6	12'00"	72	0	19.4	LF	13	6'00"	76	2	18.4	LF	13	6'00"	76	2	18.4	LF	7	10'00"	66	4	21.2	LF	4	15'00"	60	0	23.3	501a	514a	210a	200a																
Sunday	13-Oct-13	Sunday morning						Sunday afternoon						Sunday early evening						Sunday late evening																															
34C Eglinton Stn – Kennedy Stn	23.33	LF	8	9'30"	72	4	19.4	LF	9	8'30"	72	5	19.4	LF	5	14'00"	66	4	21.2	LF	3	20'00"	60	0	23.3																										



SERVICE SUMMARY

October 13 to November 23, 2013

Route	RT dist (km) and date of last change	Veh type	No. of Veh	Service interval	Run time (min)	Term time (min)	Avg spd (km/h)	Veh type	No. of Veh	Service interval	Run time (min)	Term time (min)	Avg spd (km/h)	Veh type	No. of Veh	Service interval	Run time (min)	Term time (min)	Avg spd (km/h)	Veh type	No. of Veh	Service interval	Run time (min)	Term time (min)	Avg spd (km/h)	Veh type	No. of Veh	Service interval	Run time (min)	Term time (min)	Avg spd (km/h)	First dep NB or WB	First dep SB or EB	Last dep NB or WB	Last dep SB or EB		
305 EGLINTON EAST	Egl																																				
Overnight, 7 days a week	14-Feb-10																																				
305 Eglinton Stn – Rouge Hill GO Stn	48.20	LF	3.5	30' 00"	105	0	27.5	LF	3.5	30' 00"	105	0	27.5	LF	3.5	30' 00"	105	0	27.5	LF	3.5	30' 00"	105	0	27.5												
				Monday-Friday overnight							Saturday overnight							Sunday overnight																			
				Alternates trips with 354 LAWRENCE EAST							Alternates trips with 354 LAWRENCE EAST							Alternates trips with 354 LAWRENCE EAST																			
32 EGLINTON WEST	MtD																																				
Monday to Friday	3-Sep-13																																				
32 Eglinton Stn – Renforth	32.99																																				
32A Eglinton Stn – Renforth & Skymark	34.65	LF	28	4' 45"	129	4	16.1	LF	10	12' 00"	118	2	17.6	LF	19	7' 00"	128	5	16.2	LF	13	9' 15"	117	4	17.8												
32C Eglinton Stn – Jane & Lawrence via Trethewey	20.18	LF	20	4' 45"	95	0	12.7	LF	8	12' 00"	94	2	12.9	LF	15	7' 00"	99	6	12.2	LF	10	9' 15"	92	1	13.2	LF	6.5	12' 00"	70	8	17.3						
32D Eglinton West Stn – Jane & Emmett	13.21	LF	6	9' 30"	57	0	13.9	LF	5	12' 00"	60	0	13.2	LF	9	7' 00"	61	2	13.0	LF	2	30' 00"	56	4	14.2												
Combined/Average			54	1' 54"					23	4' 00"					43	2' 20"					25	4' 00"					14	6' 00"									
Saturday	19-Oct-13																																				
32 Eglinton Stn – Renforth	32.99	LF	6	15' 00"	90	0	22.0	LF	13	10' 00"	127	3	15.6	LF	15	9' 00"	127	8	15.6	LF	6.5	16' 00"	96	8	20.6	LF	6	15' 00"	90	0	22.0						
32C Eglinton Stn – Jane & Lawrence via Trethewey	20.18	LF	5	15' 00"	75	0	16.1	LF	11	10' 00"	106	4	11.4	LF	12	9' 00"	106	2	11.4	LF	4.5	16' 00"	72	0	16.8	LF	5	15' 00"	70	5	17.3						
32D Eglinton West Stn – Jane & Emmett	13.21	LF	2	24' 00"	43	5	18.4	LF	3	24' 00"	72	0	11.0	LF	3	24' 00"	72	0	11.0	LF	2	24' 00"	48	0	16.5												
Combined/Average			13	5' 43"					27	4' 08"					30	3' 47"					13	6' 00"					11	7' 30"									
Sunday	1-Sep-13																																				
32 Eglinton Stn – Renforth	32.99	LF	3.5	30' 00"	90	15	22.0	LF	7	15' 00"	105	0	18.9	LF	10.5	11' 00"	109	7	18.2	LF	5.5	18' 00"	96	3	20.6	LF	4	23' 30"	90	4	22.0						
32C Eglinton Stn – Jane & Lawrence via Trethewey	20.18	LF	2.5	30' 00"	70	5	17.3	LF	6	15' 00"	88	2	13.8	LF	8.5	11' 00"	90	4	13.5	LF	4.5	18' 00"	72	9	16.8	LF	3	23' 30"	70	1	17.3						
32D Eglinton West Stn – Jane & Emmett	13.21							LF	2	30' 00"	54	6	14.7	LF	3	20' 00"	58	2	13.7																		
Combined/Average			6	15' 00"					15	6' 00"					22	4' 19"					10	9' 00"					7	11' 45"									
307 EGLINTON WEST	MtD																																				
Overnight, 7 days a week	23-Nov-08																																				
307 Eglinton Stn – Pearson Airport	38.95	LF	3	30' 00"	90	0	26.0	LF	3	30' 00"	90	0	26.0	LF	3	30' 00"	90	0	26.0																		
405 ETOBICOKE COMMUNITY BUS	W-T																																				
Monday to Friday	24-Oct-05																																				
405 Richview – Kipling								CB	1	74' 00"	74	0		CB	1	74' 00"	74	0																			
15 EVANS	Qsy																																				
Monday to Friday	3-Sep-13																																				
15 Royal York Stn – Sherway	16.51	LF	4	12' 30"	50	0	19.8	LF	2	22' 30"	45	0	22.0	LF	4	12' 30"	50	0	19.8	LF	1.5	30' 00"	40	5	24.8	LF	1.5	30' 00"	40	5	24.8						
				Monday-Friday morning peak period							Monday-Friday midday							Monday-Friday afternoon peak period						Monday-Friday early evening						Monday-Friday late evening							
				Alternates trips with 48 RATHBURN							Alternates trips with 48 RATHBURN							Alternates trips with 48 RATHBURN						Alternates trips with 48 RATHBURN													
Saturday	29-Nov-08																																				
15 Royal York Stn – Sherway	16.51	LF	1.5	30' 00"	45	0	22.0	LF	1.5	30' 00"	45	0	22.0	LF	1.5	30' 00"	45	0	22.0	LF	1.5	30' 00"	40	5	24.8	LF	1.5	30' 00"	40	5	24.8						
				Monday-Friday morning peak period							Monday-Friday midday							Monday-Friday afternoon peak period						Monday-Friday early evening						Monday-Friday late evening							
				Alternates trips with 48 RATHBURN							Alternates trips with 48 RATHBURN							Alternates trips with 48 RATHBURN						Alternates trips with 48 RATHBURN													
Sunday	8-May-11																																				
15 Royal York Stn – Sherway	16.51							LF	1.5	30' 00"	40	5	24.8	LF	1.5	30' 00"	40	5	24.8	LF	1.5	30' 00"	40	5	24.8												
				Monday-Friday morning peak period							Monday-Friday midday							Monday-Friday afternoon peak period						Monday-Friday early evening						Monday-Friday late evening							
				Alternates trips with 48 RATHBURN							Alternates trips with 48 RATHBURN							Alternates trips with 48 RATHBURN						Alternates trips with 48 RATHBURN													



SERVICE SUMMARY

October 13 to November 23, 2013

Route	RT dist (km) and date of last change	Veh type	No. of Veh	Service interval	Run time (min)	Term time (min)	Avg spd (km/h)	Veh type	No. of Veh	Service interval	Run time (min)	Term time (min)	Avg spd (km/h)	Veh type	No. of Veh	Service interval	Run time (min)	Term time (min)	Avg spd (km/h)	Veh type	No. of Veh	Service interval	Run time (min)	Term time (min)	Avg spd (km/h)	Veh type	No. of Veh	Service interval	Run time (min)	Term time (min)	Avg spd (km/h)	First dep NB or WB	First dep SB or EB	Last dep NB or WB	Last dep SB or EB					
193 EXHIBITION ROCKET	Wil																																							
193 Dundas West Stn – Exhibition		Bus service provided only during special events																																						
104 FAYWOOD	Wil																																							
Monday to Friday	20-Jun-11		Monday-Friday morning peak period					Monday-Friday midday					Monday-Friday afternoon peak period					Monday-Friday early evening					Monday-Friday late evening																	
104 Wilson Stn – Downsview Stn	16.24	LF	4	13'00"	48	4	20.3	LF	3	15'00"	44	1	22.1	LF	4	13'00"	48	4	20.3	LF	3	14'00"	38	4	25.6	LF	2	20'00"	38	2	25.6	548a	557a	100a	119a					
Saturday	28-Nov-09		Saturday early morning					Saturday morning					Saturday afternoon					Saturday early evening					Saturday late evening																	
104 Wilson Stn – Downsview Stn	16.24	LF	3	14'00"	36	6	27.1	LF	3	14'00"	38	4	25.6	LF	3	14'00"	38	4	25.6	LF	3	14'00"	38	4	25.6	LF	2	20'00"	38	2	25.6	615a	636a	115a	134a					
Sunday	22-Nov-09		Sunday morning					Sunday afternoon					Sunday early evening					Sunday late evening																						
104 Wilson Stn – Downsview Stn	16.24		LF 2 20'00" 38 2 25.6					LF 2 20'00" 38 2 25.6					LF 2 20'00" 38 2 25.6					LF 2 20'00" 38 2 25.6					LF 2 20'00" 38 2 25.6					LF 2 20'00" 38 2 25.6					LF 2 20'00" 38 2 25.6				745a	805a	125a	125a
139 FINCH-DON MILLS	Mal																																							
Monday to Friday	13-Feb-12		Monday-Friday morning peak period					Monday-Friday midday					Monday-Friday afternoon peak period					Monday-Friday early evening																						
139E Don Mills Stn – Neilson & Finch	27.24	Lift	4	20'00"	76	4	21.5							Lift	4	20'00"	76	4	21.5																					
39 FINCH EAST	Mal																																							
Monday to Friday	3-Sep-13		Monday-Friday morning peak period					Monday-Friday midday					Monday-Friday afternoon peak period					Monday-Friday early evening					Monday-Friday late evening																	
39 Finch Stn – Seneca College	11.39	Lift	5	7'00"	32	3	21.4							Lift	4	9'00"	32	4	21.4																					
39F Finch Stn – Seneca College Express	33.46	Lift	28	3'30"	96	2	20.9	Lift	15	5'45"	85	1	23.6	Lift	23	4'30"	100	4	20.1	Lift	11	8'00"	86	2	23.3	Lift	12	6'00"	72	0	27.9	625a	644a	852a	911a					
39D Finch Stn – Neilson	43.12	Lift	1	14'00"	108	4	24.0							Lift	1	13'30"	112	2	23.1																					
39G Finch Stn – Old Finch			LF 34 2'20"					LF 15 5'45"					LF 28 3'00"					LF 11 8'00"					LF 12 6'00"																	
Combined/Average			39/39F buses operate WB as 39 (local) and operate EB as 39F (express) Every 4th 39D operates as a 39G										39/39F buses operate EB as 39 (local) and operate WB as 39F (express) Every 3rd 39D operates as a 39G																											
Saturday	7-Sep-13		Saturday early morning					Saturday morning					Saturday afternoon					Saturday early evening					Saturday late evening																	
39D Finch Stn – Neilson	33.46	Lift	12	7'30"	88	2	22.8	Lift	12	7'30"	90	0	22.3	Lift	13	7'00"	91	0	22.1	Lift	9	10'00"	86	4	23.3	Lift	9	8'00"	70	2	28.7	501a	531a	200a	200a					
Sunday	1-Sep-13		Sunday early morning					Sunday morning					Sunday afternoon					Sunday early evening					Sunday late evening																	
39D Finch Stn – Neilson	33.46	Lift	9	10'00"	90	0	22.3	Lift	9	10'00"	90	0	22.3	Lift	10	9'00"	90	0	22.3	Lift	12	7'15"	85	2	23.8	Lift	7	10'00"	70	0	28.7	500a	530a	200a	225a					
308 FINCH EAST	Mal/Arw																																							
Overnight, 7 days a week	4-Aug-13		Monday-Friday overnight					Saturday overnight					Sunday overnight																											
308 Finch Stn – Markham Rd	33.57	LF	2.5	30'00"	64	11	31.5	LF	2.5	30'00"	64	11	31.5	LF	2	30'00"	64	11	31.5																					
			Alternates trips with 309 FINCH WEST					Alternates trips with 309 FINCH WEST					Alternates trips with 309 FINCH WEST																											
199 FINCH ROCKET	Mal																																							
Monday to Friday	3-Sep-13		Monday-Friday morning peak period					Monday-Friday midday					Monday-Friday afternoon peak period					Monday-Friday early evening																						
199 Finch Stn-Scarborough Centre Stn	33.02	Lift	30	3'05"	92	1	21.5	Lift	14	5'45"	80	1	24.8	Lift	21	4'30"	93	2	21.3	Lift	11	7'20"	80	1	24.8															
Saturday	7-Sep-13		Saturday morning					Saturday afternoon					Saturday early evening																											
199 Finch Stn-Scarborough Centre Stn	33.02		Lift 11 8'00" 82 6 24.2					Lift 11 8'00" 84 4 23.6					Lift 8 10'00" 78 2 25.4					Lift 8 10'00" 78 2 25.4					Lift 8 10'00" 78 2 25.4					Lift 8 10'00" 78 2 25.4					Lift 8 10'00" 78 2 25.4				814a	820a	1001p	1000p
Saturday	1-Sep-13		Sunday morning					Sunday afternoon																																
199 Finch Stn-Scarborough Centre Stn	33.02		Lift 8 10'00" 80 0 24.8					Lift 9 9'00" 78 3 25.4																													815a	815a	652p	658p



TORONTO TRANSIT COMMISSION

SERVICE SUMMARY

October 13 to November 23, 2013

Route	RT dist (km) and date of last change	Veh type	No. of Veh	Service interval	Run time (min)	Term time (min)	Avg spd (km/h)	Veh type	No. of Veh	Service interval	Run time (min)	Term time (min)	Avg spd (km/h)	Veh type	No. of Veh	Service interval	Run time (min)	Term time (min)	Avg spd (km/h)	Veh type	No. of Veh	Service interval	Run time (min)	Term time (min)	Avg spd (km/h)	Veh type	No. of Veh	Service interval	Run time (min)	Term time (min)	Avg spd (km/h)	First dep NB or WB	First dep SB or EB	Last dep NB or WB	Last dep SB or EB						
36 FINCH WEST	Arw	Running time increase required for construction of the Toronto-York Spadina Subway expansion Monday-Friday and Saturday afternoon.																																							
Monday to Friday	15-Oct-13	Monday-Friday morning peak period								Monday-Friday midday								Monday-Friday afternoon peak period								Monday-Friday early evening								Monday-Friday late evening							
36A Finch Stn – Kipling	30.89	LF	12	8' 00 "	92	4	20.1	LF	12	9' 00 "	98	10	18.9	LF	10	12' 00 "	108	12	17.2	LF	17	6' 45 "	112	3	21.4	LF	13	7' 30 "	95	3	25.2	619a	621a	630p	636p						
36B Finch Stn – Humberwood	39.97	LF	16	8' 00 "	124	4	19.3	LF	14	9' 00 "	124	2	19.3	LF	23	6' 00 "	134	4	17.9	LF	17	6' 45 "	112	3	21.4	LF	13	7' 30 "	95	3	25.2	515a	517a	234a	146a						
36C Finch Stn – Jane	19.50	LF	5	16' 00 "	66	14	17.7																																		
36D Finch Stn – Weston Rd & Milvan	27.27	LF	3	28' 00 "	82	2	20.0							LF	4.5	22' 00 "	95	4	17.2																						
36F Finch Stn – Weston Rd & Milvan Via Fenmar	27.78	LF	3	28' 00 "	84	0	19.8							LF	4.5	22' 00 "	98	1	17.0																						
Combined/Average			39	2' 36 "					26	4' 30 "				42	2' 56 "					17	6' 45 "					13	7' 30 "														
Saturday	7-Sep-13	Saturday early morning								Saturday morning								Saturday afternoon								Saturday early evening								Saturday late evening							
36A Finch Stn – Kipling	30.89								LF	9	12' 00 "	96	12	19.3	LF	10	10' 30 "	96	9	19.3	LF	10	9' 00 "	90	0	26.6	LF	9	10' 00 "	90	0	26.6	1007a	1003a	726p	657p					
36B Finch Stn – Humberwood	39.97	LF	10	10' 00 "	95	5	25.2	LF	11	12' 00 "	124	8	19.3	LF	12	10' 30 "	124	2	19.3	LF	10	9' 00 "	90	0	26.6	LF	9	10' 00 "	90	0	26.6	515a	535a	230a	155a						
Combined/Average			10	10' 00 "					20	6' 00 "				22	5' 15 "					10	9' 00 "					9	10' 00 "														
Sunday	1-Sep-13	Sunday early morning								Sunday morning								Sunday afternoon								Sunday early evening								Sunday late evening							
36B Finch Stn – Humberwood	39.97	LF	7	13' 00 "	90	1	26.6	LF	14	7' 00 "	97	1	24.7	LF	18	5' 30 "	97	2	24.7	LF	10	9' 00 "	90	0	26.6	LF	8	11' 15 "	90	0	26.6	535a	550a	230a	154a						
309 FINCH WEST	Arw/Mal	Running time increase required for construction of the Toronto-York Spadina Subway expansion Monday-Friday and Saturday afternoon.																																							
Overnight, 7 days a week	4-Aug-13	Monday-Friday overnight								Saturday overnight								Sunday overnight																							
309 Finch Stn – Woodbine Racetrack	45.42	LF	3.5	30' 00 "	98	7	27.8	LF	3.5	30' 00 "	98	7	27.8	LF	3.5	30' 00 "	98	7	27.8																						
		Alternates trips with 308 FINCH EAST								Alternates trips with 308 FINCH EAST								Alternates trips with 308 FINCH EAST																							
100 FLEMINGDON PARK	Egl	Running time increase required for construction of the Toronto-York Spadina Subway expansion Monday-Friday and Saturday afternoon.																																							
Monday to Friday	1-Apr-13	Monday-Friday morning peak period								Monday-Friday midday								Monday-Friday afternoon peak period								Monday-Friday early evening								Monday-Friday late evening							
100 Broadview Stn – Eglinton Stn	31.06	LF	3	13' 00 "	104	0	17.9	LF	12	8' 00 "	95	1	19.6	LF	3	16' 30 "	106	10	17.6	LF	12	8' 00 "	94	2	19.8	LF	8	10' 15 "	82	0	22.7	535a	505a	120a	126a						
100A Broadview Stn – Don Mills & Wynford	20.53	LF	20	3' 15 "	65	0	19.0							LF	12	5' 30 "	65	1	19.0																						
100D Broadview Stn – Don Mills & Wynford via Linkwood	20.63	LF		13' 00 "	65	0	19.0							LF		16' 30 "	65	1	19.0																						
Combined/Average			23	3' 15 "					12	8' 00 "				15	5' 30 "					12	8' 00 "					8	10' 15 "														
		Every 4th 100A operates as a 100								Every 3rd 100A operates as a 100								Every 3rd 100A operates as a 100																							
		Every 4th 100A operates as a 100D																																							
Saturday	19-Oct-13	Saturday early morning								Saturday morning								Saturday afternoon								Saturday early evening								Saturday late evening							
100 Broadview Stn – Eglinton Stn	31.06	LF	3	30' 00 "	90	0	20.7	LF	11	8' 15 "	91	0	20.5	LF	11	8' 15 "	91	0	20.5	LF	11	8' 15 "	90	1	20.7	LF	7	12' 00 "	80	4	23.3	615a	600a	120a	120a						
Sunday	13-Oct-13	Sunday morning								Sunday afternoon								Sunday early evening								Sunday late evening															
100 Broadview Stn – Eglinton Stn	31.06								LF	5	20' 00 "	90	10	20.7	LF	6	15' 00 "	90	0	20.7	LF	8	11' 15 "	90	0	20.7															
100A Broadview Stn – Don Mills & Wynford	20.53	LF	3	20' 00 "	60	0	20.5	LF	4	15' 00 "	60	0	20.5							LF	4	15' 00 "	60	0	31.1																
Combined/Average									8	10' 00 "				10	7' 30 "					8	11' 15 "					4	15' 00 "														
33 FOREST HILL	Wil	Running time increase required for construction of the Toronto-York Spadina Subway expansion Monday-Friday and Saturday afternoon.																																							
Monday to Friday	9-May-11	Monday-Friday morning peak period								Monday-Friday midday								Monday-Friday afternoon peak period																							
33 St Clair West Stn - Eglinton (Roselawn)	7.17	LF	1	30' 00 "	30	0	14.3	LF	1	30' 00 "	30	0	14.3	LF	1	30' 00 "	30	0	14.3																						



TORONTO TRANSIT COMMISSION

SERVICE SUMMARY

October 13 to November 23, 2013

Route	RT dist (km) and date of last change	Veh type	No. of Veh	Service interval	Run time (min)	Term time (min)	Avg spd (km/h)	Veh type	No. of Veh	Service interval	Run time (min)	Term time (min)	Avg spd (km/h)	Veh type	No. of Veh	Service interval	Run time (min)	Term time (min)	Avg spd (km/h)	Veh type	No. of Veh	Service interval	Run time (min)	Term time (min)	Avg spd (km/h)	Veh type	No. of Veh	Service interval	Run time (min)	Term time (min)	Avg spd (km/h)	First dep NB or WB	First dep SB or EB	Last dep NB or WB	Last dep SB or EB																													
135 GERRARD	Bir																																																															
Monday to Friday	15-Oct-13	Monday-Friday morning peak period											Monday-Friday midday											Monday-Friday afternoon peak period											Monday-Friday early evening											Monday-Friday late evening																		
135 Warden Stn – Main Street Stn	10.81	LF	2	18'00"	36	0	18.0	LF	2	18'00"	36	0	18.0	LF	2	18'00"	36	0	18.0	LF	1	30'00"	30	0	21.6	LF	0.87	30'00"	26	0	25.0	540a	514a	116a	140a																													
											Alternates trips with 70 O'CONNOR																																																					
Saturday	14-May-11	Saturday early morning											Saturday morning											Saturday afternoon											Saturday early evening																													
135 Warden Stn – Main Street Stn	10.81	LF	1	30'00"	30	0	21.6	LF	2	20'00"	35	5	18.5	LF	2	20'00"	35	5	18.5	LF	1	30'00"	30	0	21.6												615a	600a	1005p	1020p																								
Sunday	8-May-11	Sunday morning											Sunday afternoon																																																			
135 Warden Stn – Main Street Stn	10.81												LF	1	30'00"	30	0	21.6	LF	1	30'00"	30	0	21.6												855a	910a	700p	715p																									
14 GLENCAIRN	MtD																																																															
Monday to Friday	3-Sep-13	Monday-Friday morning peak period											Monday-Friday midday											Monday-Friday afternoon peak period											Monday-Friday early evening																													
14 Davisville Stn – Caledonia	13.42	LF	4	15'00"	48	12	16.8	LF	2	24'00"	45	3	17.9	LF	3	20'00"	48	12	16.8	LF	2	20'00"	40	0	20.1												600a	537a	1005p	945p																								
Saturday	8-Sep-11	Saturday early morning											Saturday morning											Saturday afternoon											Saturday early evening																													
14 Davisville Stn – Caledonia	13.42	LF	2	20'00"	40	0	20.1	LF	2	24'00"	45	3	17.9	LF	2	24'00"	45	3	17.9	LF	2	20'00"	40	0	20.1												600a	540a	1000p	940p																								
Sunday	2-Sep-11	Sunday morning											Sunday afternoon											Sunday early evening																																								
14 Davisville Stn – Caledonia	13.42												LF	2	20'00"	40	0	20.1	LF	2	20'00"	40	0	20.1	LF	2	20'00"	40	0	20.1												900a	835a	1000p	940p																			
122 GRAYDON HALL	Wil																																																															
Monday to Friday	3-Sep-13	Monday-Friday morning peak period											Monday-Friday midday											Monday-Friday afternoon peak period											Monday-Friday early evening											Monday-Friday late evening																		
122 York Mills Stn – Roywood via Lesmill	18.76	LF	6	10'00"	58	2	19.4	LF	3	17'00"	48	3	23.5	LF	5	13'00"	62	3	18.2	LF	1.5	30'00"	55	0	20.5	LF	2	30'00"	48	12	23.5	615a	615a	129a	105a																													
											Alternates trips with 115 SILVER HILLS											Alternates trips with 115 SILVER HILLS											Alternates trips with 115 SILVER HILLS																															
Saturday	14-May-11	Saturday early morning											Saturday morning											Saturday afternoon											Saturday early evening											Saturday late evening																		
122 York Mills Stn – Roywood via Lesmill	18.76	LF	1.5	30'00"	50	3	22.5	LF	1.5	30'00"	50	3	22.5	LF	1.5	30'00"	50	3	22.5	LF	1.5	30'00"	45	5	25.0	LF	2	30'00"	45	15	25.0	610a	615a	137a	115a																													
											Alternates trips with 115 SILVER HILLS											Alternates trips with 115 SILVER HILLS											Alternates trips with 115 SILVER HILLS																															
Sunday	8-May-11	Sunday morning											Sunday afternoon											Sunday early evening											Sunday late evening																													
122 York Mills Stn – Roywood via Lesmill	18.76												LF	1.5	30'00"	50	3	22.5	LF	1.5	30'00"	50	3	22.5	LF	1.5	30'00"	45	5	25.0	LF	2	30'00"	45	15	25.0	910a	845a	137a	115a																								
											Alternates trips with 115 SILVER HILLS											Alternates trips with 115 SILVER HILLS											Alternates trips with 115 SILVER HILLS																															
31 GREENWOOD	Bir																																																															
Monday to Friday	3-Sep-13	Monday-Friday morning peak period											Monday-Friday midday											Monday-Friday afternoon peak period											Monday-Friday early evening											Monday-Friday late evening																		
31 Donlands Stn – Queen	5.52	LF	2	12'00"	24	0	13.8	LF	2	12'00"	24	0	13.8	LF	3	8'00"	24	0	13.8	LF	2	10'00"	20	0	16.6												800a	745a	915p	900p																								
31B Donlands Stn – Eastern	7.49																							4 Trips																						LF	1	25'00"	25	0	18.0	530a	520a	745a	730a									
											31B operates until 800a, 31 operates after 800a											31B operates approx 330p to 415p																																										
Saturday	7-Sep-13	Saturday early morning											Saturday morning											Saturday afternoon											Saturday early evening											Saturday late evening																		
31 Donlands Stn – Queen	5.52												LF	1	20'00"	20	0	16.6	LF	1	20'00"	20	0	16.6	LF	1	20'00"	20	0	16.6												810a	800a	910p	900p																			
31B Donlands Stn – Eastern	7.49	LF	1	25'00"	25	0	18.0												LF	1	25'00"	25	0	18.0												607a	555a	747a	735a																									
																																					935p 923p 142a 130a																											
Sunday	1-Sep-13	Sunday early morning											Sunday morning											Sunday afternoon											Sunday early evening											Sunday late evening																		
31 Donlands Stn – Queen	5.52												LF	1	20'00"	20	0	16.6	LF	1	20'00"	20	0	16.6	LF	1	20'00"	20	0	16.6												850a	840a	910p	900p																			
31B Donlands Stn – Eastern	7.49																																		LF	1	25'00"	25	0	18.0												935p	923p	142a	130a									



SERVICE SUMMARY

October 13 to November 23, 2013

Route	RT dist (km) and date of last change	Veh type	No. of Veh	Service interval	Run time (min)	Term time (min)	Avg spd (km/h)	Veh type	No. of Veh	Service interval	Run time (min)	Term time (min)	Avg spd (km/h)	Veh type	No. of Veh	Service interval	Run time (min)	Term time (min)	Avg spd (km/h)	Veh type	No. of Veh	Service interval	Run time (min)	Term time (min)	Avg spd (km/h)	Veh type	No. of Veh	Service interval	Run time (min)	Term time (min)	Avg spd (km/h)	First dep NB or WB	First dep SB or EB	Last dep NB or WB	Last dep SB or EB				
509 HARBOURFRONT																																							
Egl/Mal		Full bus replacement due to TTC Trackwork on Queens Quay West.																																					
Monday to Friday		Monday-Friday morning peak period							Monday-Friday midday					Monday-Friday afternoon peak period					Monday-Friday early evening					Monday-Friday late evening															
3-Sep-13		LF/Lift	19	2' 45"	50	2	11.2	LF/Lift	13	4' 00"	50	2	11.2	LF/Lift	21	2' 30"	50	3	11.2	LF/Lift	13	3' 45"	46	3	12.1	LF/Lift	9	5' 00"	42	3	13.3	600a	548a	116a	122a				
509 Exhibition – Union Station		9.30																																					
Saturday		Saturday early morning							Saturday morning					Saturday afternoon					Saturday early evening					Saturday late evening															
7-Sep-13		LF/Lift	7	5' 30"	38	1	14.7	LF/Lift	12	4' 15"	50	1	11.2	LF/Lift	17	3' 00"	50	1	11.2	LF/Lift	12	4' 20"	50	2	11.2	LF/Lift	8	5' 45"	46	0	12.1	610a	550a	115a	120a				
509 Exhibition – Union Station		9.30																																					
Sunday		Sunday early morning							Sunday morning					Sunday afternoon					Sunday early evening					Sunday late evening															
1-Sep-13		LF/Lift	4	6' 00"	21	3	12.4	LF/Lift	10	4' 15"	42	1	13.3	LF/Lift	15	3' 20"	48	2	11.6	LF/Lift	12	4' 00"	46	2	12.1	LF/Lift	8	5' 40"	44	1	12.7	842a	845a	115a	120a				
509 Exhibition – Union Station		9.30																																					
509 Spadina – Union Station		4.33																																					
38 HIGHLAND CREEK																																							
Mal																																							
Monday to Friday		Monday-Friday morning peak period							Monday-Friday midday					Monday-Friday afternoon peak period					Monday-Friday early evening					Monday-Friday late evening															
3-Sep-13		LF	5	15' 00"	66	9	21.8	LF	5.5	12' 15"	60	8	24.1	LF	6	12' 00"	70	2	20.6	LF	6	10' 00"	60	0	24.0	LF	4	13' 00"	50	2	28.8	457a	530a	123a	150a				
38 Scarborough Centre Stn – Rouge Hill GO Stn		24.01																																					
38A Scarborough Centre Stn – U of T Scarborough		18.10																																					
		LF	3	15' 00"	42	3	25.9	LF	3.5	12' 15"	42	1	25.9	LF	4	12' 00"	48	0	22.6											708a	647a	650p	638a						
		8		7' 30"				9		6' 08"				10		6' 00"				6		10' 00"				4		13' 00"											
Saturday		Saturday early morning							Saturday morning					Saturday afternoon					Saturday early evening					Saturday late evening															
7-Sep-13		LF	5	12' 00"	60	0	24.0	LF	6	10' 00"	60	0	24.0	LF	7	9' 00"	60	3	24.0	LF	6	10' 00"	60	0	24.0	LF	4	13' 00"	50	2	28.8	530a	600a	110a	109a				
38 Scarborough Centre Stn – Rouge Hill GO Stn		24.01																																					
		Alternates trips with 133 NEILSON																																					
Sunday		Sunday morning							Sunday afternoon					Sunday early evening					Sunday late evening																				
1-Sep-13		LF	5	12' 00"	60	0	24.0	LF	6	10' 00"	60	0	24.0	LF	5	13' 00"	60	5	24.0	LF	4	13' 00"	50	2	28.8						824a	854a	100a	100a					
38 Scarborough Centre Stn – Rouge Hill GO Stn		24.01																																					
191 HIGHWAY 27 ROCKET																																							
Arw																																							
Monday to Friday		Monday-Friday morning peak period							Monday-Friday midday					Monday-Friday afternoon peak period					Monday-Friday early evening					Monday-Friday late evening															
3-Sep-13		LF	13	6' 00"	76	2	33.2	LF	8	9' 00"	70	2	36.0	LF	16	5' 30"	84	4	30.0	LF	4	17' 00"	66	2	38.2	LF	4	15' 00"	60	0	42.0	612a	505a	100a	1230a				
191 Kipling Stn – Steeles		41.99																																					
191A Kipling Stn. - Humber College		31.53																																					
															Six Trips																								
															Operates NB via Attwell and Royalcrest															Operates SB via Royalcrest and Attwell									
Saturday		Saturday early morning							Saturday morning					Saturday afternoon					Saturday early evening					Saturday late evening															
18-Feb-12		LF	2	30' 00"	60	0	38.6	LF	5	13' 30"	66	2	35.1	LF	7	10' 00"	66	4	35.1	LF	3	22' 00"	66	0	35.1	LF	2	30' 00"	60	0	38.6	630a	600a	100a	1230a				
191 Kipling Stn – Steeles		38.59																																					
Sunday		Sunday morning							Sunday afternoon					Sunday early evening					Sunday late evening																				
25-Mar-12		LF	3	20' 00"	60	0	38.6	LF	5	15' 00"	66	9	35.1	LF	3	22' 00"	66	0	35.1	LF	2	30' 00"	60	0	38.6						850a	815a	100a	1230a					
191 Kipling Stn – Steeles		38.59																																					



SERVICE SUMMARY

October 13 to November 23, 2013

Route	RT dist (km) and date of last change	Veh type	No. of Veh	Service interval	Run time (min)	Term time (min)	Avg spd (km/h)	Veh type	No. of Veh	Service interval	Run time (min)	Term time (min)	Avg spd (km/h)	Veh type	No. of Veh	Service interval	Run time (min)	Term time (min)	Avg spd (km/h)	Veh type	No. of Veh	Service interval	Run time (min)	Term time (min)	Avg spd (km/h)	Veh type	No. of Veh	Service interval	Run time (min)	Term time (min)	Avg spd (km/h)	First dep NB or WB	First dep SB or EB	Last dep NB or WB	Last dep SB or EB		
169 HUNTINGWOOD and 10 VAN HORNE	Wil																																				
Monday to Friday	4-Sep-12			Monday-Friday morning peak period				Monday-Friday midday					Monday-Friday afternoon peak period							Monday-Friday early evening																	
169 Don Mills Stn – Scarborough Centre Stn	24.16	LF	4	20 ' 00 "	66	14	22.0						LF	3	30 ' 00 "	73	17	19.9																			
169A Don Mills Stn – Scarborough Centre Stn via Van Horne	28.39							LF	3	30 ' 00 "	77	13	22.1							LF	3	30 ' 00 "	75	15	22.7												
10 Don Mills Stn – Victoria Park	7.64	LF	2	15 ' 00 "	28	2	16.4						LF	3	10 ' 00 "	28	2	16.4								LF	1	20 ' 00 "	20	0	22.9						
Saturday	10-Sep-11			Saturday early morning				Saturday morning					Saturday afternoon							Saturday early evening																	
169A Don Mills Stn – Scarborough Centre Stn via Van Horne	28.39	LF	3	30 ' 00 "	75	15	22.7	LF	3	30 ' 00 "	75	15	22.7	LF	3	30 ' 00 "	75	15	22.7																		
10 Don Mills Stn – Victoria Park	7.64													LF	1	20 ' 00 "	20	0	22.9	LF	1	20 ' 00 "	20	0	22.9												
Sunday	4-Sep-11			Sunday morning				Sunday afternoon																													
10 Don Mills Stn – Victoria Park	7.64							LF	1	30 ' 00 "	24	6	19.1	LF	1	30 ' 00 "	24	6	19.1																		
37 ISLINGTON	Arw																																				
Monday to Friday	15-Oct-13			Monday-Friday morning peak period				Monday-Friday midday					Monday-Friday afternoon peak period							Monday-Friday early evening																	
37 Islington Stn – Steeles	28.45	LF	15	6 ' 00 "	85	5	20.1	LF	6	14 ' 00 "	77	7	22.2	LF	11	8 ' 00 "	85	3	20.1	LF	3.5	23 ' 00 "	80	1	21.3	LF	3	30 ' 00 "	76	14	22.5						
37A Islington Stn – Woodbine Centre and Humberwood via Rexdale Blvd	33.25	LF	5	18 ' 00 "	84	6	23.8	LF	6	14 ' 00 "	84	0	23.8	LF	6	16 ' 00 "	90	6	22.2	LF	4.5	23 ' 00 "	89	15	22.4	LF	3	30 ' 00 "	82	8	24.3						
Combined/Average				20	4 ' 30 "			12	7 ' 00 "				17	5 ' 20 "					8	11 ' 30 "					6	15 ' 00 "											
Saturday	12-Jan-13			Saturday early morning				Saturday morning					Saturday afternoon							Saturday early evening						Saturday late evening											
37 Islington Stn – Steeles	28.45	LF	4	20 ' 00 "	80	0	21.3	LF	4	20 ' 00 "	80	0	21.3	LF	4	20 ' 00 "	80	0	21.3	LF	3	30 ' 00 "	75	15	22.8	LF	3	30 ' 00 "	75	15	22.8						
37A Islington Stn – Woodbine Centre and Humberwood via Rexdale Blvd	33.25	LF	3	24 ' 00 "	72	0	27.7	LF	5	15 ' 00 "	72	3	27.7	LF	7	13 ' 00 "	84	7	23.8	LF	6	13 ' 00 "	75	3	26.6	LF	5	15 ' 00 "	72	3	27.7						
Combined/Average				7	10 ' 55 "			9	8 ' 34 "				11	7 ' 53 "					9	9 ' 04 "					8	10 ' 00 "											
Sunday	6-Jan-13			Sunday early morning				Sunday morning					Sunday afternoon							Sunday early evening						Sunday late evening											
37 Islington Stn – Steeles	28.45							LF	4	20 ' 00 "	75	5	22.8	LF	4	20 ' 00 "	75	5	22.8	LF	3	30 ' 00 "	75	15	22.8												
37A Islington Stn – Woodbine Centre and Humberwood via Rexdale Blvd	33.25	LF	3	24 ' 00 "	70	2	28.5	LF	5	15 ' 00 "	72	3	27.7	LF	7	12 ' 00 "	80	4	24.9	LF	4	20 ' 00 "	75	5	26.6	LF	3	30 ' 00 "	72	18	27.7						
37C Islington Stn – Steeles & Kipling	31.32													LF	3	30 ' 00 "	81	9	23.2																		
Combined/Average				3	24 ' 00 "			9	8 ' 34 "				11	7 ' 30 "					7	12 ' 00 "					6	15 ' 00 "											
311 ISLINGTON	Arw																																				
Overnight, 7 days a week	23-Nov-08			Monday-Friday overnight				Saturday overnight					Sunday overnight																								
311 Lake Shore – Steeles	41.56	LF	3	30 ' 00 "	90	0	27.7	LF	3	30 ' 00 "	90	0	27.7	LF	3	30 ' 00 "	90	0	27.7																		



SERVICE SUMMARY

October 13 to November 23, 2013

Route	RT dist (km) and date of last change	Veh type	No. of Veh	Service interval	Run time (min)	Term time (min)	Avg spd (km/h)	Veh type	No. of Veh	Service interval	Run time (min)	Term time (min)	Avg spd (km/h)	Veh type	No. of Veh	Service interval	Run time (min)	Term time (min)	Avg spd (km/h)	Veh type	No. of Veh	Service interval	Run time (min)	Term time (min)	Avg spd (km/h)	Veh type	No. of Veh	Service interval	Run time (min)	Term time (min)	Avg spd (km/h)	First dep NB or WB	First dep SB or EB	Last dep NB or WB	Last dep SB or EB	
110 ISLINGTON SOUTH	Qsy																																			
Monday to Friday	3-Sep-13		Monday-Friday morning peak period					Monday-Friday midday					Monday-Friday afternoon peak period					Monday-Friday early evening					Monday-Friday late evening													
110 Islington Stn – Lake Shore	11.52	LF	4	10'00"	38	2	18.2	LF	2	18'00"	33	3	20.9	LF	4	11'00"	40	4	17.3	LF	2	18'00"	33	3	20.9	LF	1	30'00"	30	0	23.0	531a	545a	245a	230a	
110A Islington Stn – Long Branch via Horner and Browns Line	17.56	LF	3	20'00"	53	7	19.9	LF	3	18'00"	53	1	19.9	LF	3	22'00"	56	10	18.8	LF	3	18'00"	54	0	19.5	LF	2	30'00"	50	10	21.1	518a	555a	120a	115a	
110B Islington Stn – Long Branch via Horner and 30th Street	17.53	LF	3	20'00"	53	7	19.8						LF	3	22'00"	56	10	18.8																		
Combined/Average			10	5'00"				5	9'00"				10	5'30"					5	9'00"						3	15'00"									
Saturday	9-Jan-10		Saturday early morning					Saturday morning					Saturday afternoon					Saturday early evening					Saturday late evening													
110 Islington Stn – Lake Shore	11.52	LF	1.5	22'00"	33	0	20.9	LF	1.5	22'00"	33	0	20.9	LF	1.5	22'00"	33	0	20.9	LF	1.5	20'00"	30	0	23.0	LF	1	30'00"	30	0	23.0	540a	601a	245a	230a	
110A Islington Stn – Long Branch via Horner and Browns Line	17.56	LF	2.5	22'00"	54	1	19.5	LF	2.5	22'00"	54	1	19.5	LF	2.5	22'00"	54	1	19.5	LF	2.5	20'00"	50	0	21.1	LF	2	30'00"	50	10	21.1	546a	550a	1250a	115a	
Combined/Average			4	11'00"				4	11'00"				4	11'00"					4	10'00"						3	15'00"									
Sunday	3-Jan-10		Sunday morning					Sunday afternoon					Sunday early evening					Sunday late evening																		
110 Islington Stn – Lake Shore	11.52							LF	1.5	20'00"	30	0	23.0	LF	1.5	20'00"	30	0	23.0	LF	1	30'00"	30	0	23.0	LF	1	30'00"	30	0	23.0	830a	900a	245a	230a	
110A Islington Stn – Long Branch via Horner and Browns Line	17.56							LF	2.5	20'00"	50	0	21.1	LF	2.5	20'00"	50	0	21.1	LF	2	30'00"	50	10	21.1	LF	2	30'00"	50	10	21.1	835a	845a	1250a	115a	
Combined/Average								4	10'00"				4	10'00"					3	15'00"						3	15'00"									

Overnight service on Islington Avenue provided by 311 ISLINGTON

35 JANE	Arw	Service outside Toronto north of Steeles Avenue is provided under contract to York Region																																			
Monday to Friday	15-Oct-13		Monday-Friday morning peak period					Monday-Friday midday					Monday-Friday afternoon peak period					Monday-Friday early evening					Monday-Friday late evening														
35A Jane Stn – Steeles via Hullmar	31.17	LF	8	12'00"	91	5	20.6						LF	6	18'30"	108	3	17.3																			
35B Jane Stn – Pioneer Village & Steeles	29.71							LF		27'00"	92	3	19.4	LF	6	18'30"	106	5	16.8	LF		30'00"	90	0	19.8												
35C Jane Stn – Steeles	29.69	LF	8	12'00"	93	3	19.2	LF	21	4'30"	92	3	19.4	LF	6	18'30"	105	6	17.0	LF	15	6'00"	89	1	20.0	LF	10	8'00"	76	4	23.4	505a	425a	215a	145a		
35D Jane Stn – Langstaff Rd	40.41	LF	10	12'00"	117	3	20.7						LF	7	18'30"	128	2	18.9																			
35E Jane Stn – York University Express	34.28	LF	7	13'00"	90	1	22.9						LF	8	13'00"	104	0	19.8																			
Combined/Average			33	3'04"				21	4'30"				33	3'25"					15	6'00"						10	8'00"										
								Every 6th 35C operates as a 35B											Every 5th 35C operates as a 35B																		
Saturday	29-Jun-13		Saturday early morning					Saturday morning					Saturday afternoon					Saturday early evening					Saturday late evening														
35B Jane Stn – Pioneer Village & Steeles	29.71							LF		30'00"	93	2	19.1	LF		26'00"	93	2	19.1	LF	7.5	12'00"	86	4	20.7												
35C Jane Stn – Steeles	29.69	LF	12	7'00"	80	4	22.3	LF	19	5'00"	93	2	19.2	LF	22	4'20"	93	2	19.2	LF	7.5	12'00"	86	4	20.7	LF	8	10'00"	76	4	23.4	512a	427a	215a	142a		
Combined/Average			12	7'00"				19	5'00"				22	4'20"					15	6'00"						8	10'00"										
								Every 6th 35C operates as a 35B											Every 6th 35C operates as a 35B																		
Sunday	12-Feb-12		Sunday early morning					Sunday morning					Sunday afternoon					Sunday early evening					Sunday late evening														
35B Jane Stn – Pioneer Village & Steeles	29.71							LF	7	12'30"	84	4	21.2	LF	8.5	11'15"	90	6	19.8	LF	6	14'00"	83	1	21.5												
35C Jane Stn – Steeles	29.69	LF	3	30'00"	74	16	24.1	LF	7	12'30"	84	4	21.2	LF	8.5	11'15"	90	6	19.8	LF	6	14'00"	83	1	21.5	LF	8	10'00"	76	4	23.4	520a	427a	215a	142a		
Combined/Average			3	30'00"				14	6'15"				17	5'37"					12	7'00"						8	10'00"										
313 JANE	Arw	Overnight, 7 days a week																																			
Overnight, 7 days a week	31-Jul-05		Monday-Friday overnight					Saturday overnight					Sunday overnight																								
313 Steeles – Queen via Dundas and Roncesvalles	37.42	LF	3	30'00"	90	0	24.9	LF	3	30'00"	90	0	24.9	LF	3	30'00"	90	0	24.9																		



SERVICE SUMMARY

October 13 to November 23, 2013

Route	RT dist (km) and date of last change	Veh type	No. of Veh	Service interval	Run time (min)	Term time (min)	Avg spd (km/h)	Veh type	No. of Veh	Service interval	Run time (min)	Term time (min)	Avg spd (km/h)	Veh type	No. of Veh	Service interval	Run time (min)	Term time (min)	Avg spd (km/h)	Veh type	No. of Veh	Service interval	Run time (min)	Term time (min)	Avg spd (km/h)	Veh type	No. of Veh	Service interval	Run time (min)	Term time (min)	Avg spd (km/h)	First dep NB or WB	First dep SB or EB	Last dep NB or WB	Last dep SB or EB	
83 JONES	Bir	Rerouted south of Queen due to TTC track construction on Leslie.																																		
Monday to Friday	6-Aug-13	Monday-Friday morning peak period							Monday-Friday midday							Monday-Friday afternoon peak period							Monday-Friday early evening							Monday-Friday late evening						
83 Donlands Stn – Commissioners	9.26	LF	4	14 ' 00 "	51	5	10.9	LF	3	16 ' 00 "	47	1	11.8	LF	3	18 ' 00 "	51	3	10.9	LF	2	24 ' 00 "	42	6	13.2	LF	2	24 ' 00 "	42	6	13.2	553a	541a	121a	100a	
Saturday	10-Aug-13	Saturday early morning							Saturday morning							Saturday afternoon							Saturday early evening							Saturday late evening						
83 Donlands Stn – Commissioners	9.26	LF	2	24 ' 00 "	42	6	13.2	LF	2	24 ' 00 "	42	6	13.2	LF	2	24 ' 00 "	42	6	13.2	LF	2	24 ' 00 "	42	6	13.2	LF	2	24 ' 00 "	42	6	13.2	609a	610a	121a	100a	
Sunday	4-Aug-13	Sunday morning							Sunday afternoon							Sunday early evening							Sunday late evening													
83 Donlands Stn – Commissioners	9.26	LF	2	24 ' 00 "	42	6	13.2	LF	2	24 ' 00 "	42	6	13.2	LF	2	24 ' 00 "	42	6	13.2	LF	2	24 ' 00 "	42	6	13.2	LF	2	24 ' 00 "	42	6	13.2	851a	900a	121a	100a	
40 JUNCTION	Qsy																																			
Monday to Friday	3-Sep-13	Monday-Friday morning peak period							Monday-Friday midday							Monday-Friday afternoon peak period							Monday-Friday early evening							Monday-Friday late evening						
40 Dundas West Stn – Runnymede	6.03	LF	4	6 ' 30 "	26	0	13.9	LF	3	10 ' 00 "	30	0	12.1	LF	4	7 ' 30 "	30	0	12.1	LF	2	12 ' 00 "	22	2	16.4	LF	1	20 ' 00 "	16	4	22.6	456a	505a	140a	150a	
Saturday	7-Sep-13	Saturday early morning							Saturday morning							Saturday afternoon							Saturday early evening							Saturday late evening						
40 Dundas West Stn – Runnymede	6.03	LF	2	8 ' 00 "	14	2	25.8	LF	2	12 ' 00 "	22	2	16.4	LF	3	10 ' 00 "	30	0	12.1	LF	2	12 ' 00 "	18	6	20.1	LF	1	20 ' 00 "	16	4	22.6	510a	503a	150a	200a	
Sunday	1-Sep-13	Sunday early morning							Sunday morning							Sunday afternoon							Sunday early evening							Sunday late evening						
40 Dundas West Stn – Runnymede	6.03	LF	1	20 ' 00 "	14	6	25.8	LF	2	12 ' 00 "	20	4	18.1	LF	2	12 ' 00 "	20	4	18.1	LF	2	12 ' 00 "	18	6	20.1	LF	1	20 ' 00 "	14	6	25.8	500a	507a	210a	200a	
Overnight service provided by 313 JANE																																				
41 KEELE	MtD	Includes additional running time for construction of the Toronto-York Spadina Subway extension.																																		
Monday to Friday	3-Sep-13	Monday-Friday morning peak period							Monday-Friday midday							Monday-Friday afternoon peak period							Monday-Friday early evening							Monday-Friday late evening						
41 Keele Stn – York University and Steeles	32.46													LF	8	15 ' 00 "	111	9	17.5	LF	5	20 ' 00 "	92	8	21.2											
41B Keele Stn – Steeles & Petrolia via York University	33.25	LF	15	7 ' 45 "	116	1	17.2	LF	17	7 ' 00 "	116	3	17.2	LF	17	7 ' 30 "	127	1	15.7																	
41E Keele Stn – York University Express	27.36	LF	8	12 ' 00 "	93	3	17.7							LF	8	13 ' 45 "	102	8	16.1																	
Combined/Average			23	4 ' 43 "					17	7 ' 00 "					25	4 ' 51 "					8	15 ' 00 "						5	20 ' 00 "							
Saturday	7-Sep-13	Saturday early morning							Saturday morning							Saturday afternoon							Saturday early evening							Saturday late evening						
41 Keele Stn – York University and Steeles	32.46	LF	9	12 ' 00 "	102	6	19.1	LF	13	9 ' 15 "	117	3	16.6	LF	17	7 ' 00 "	119	0	16.4	LF	7	15 ' 00 "	97	8	20.1	LF	5	18 ' 00 "	88	2	22.1	455a	444a	140a	150a	
Sunday	1-Sep-13	Sunday early morning							Sunday morning							Sunday afternoon							Sunday early evening							Sunday late evening						
41 Keele Stn – York University and Steeles	32.46	LF	5	20 ' 00 "	92	8	21.2	LF	11	10 ' 00 "	100	10	19.5	LF	13	9 ' 15 "	116	4	16.8	LF	5	20 ' 00 "	94	6	20.7	LF	4	22 ' 00 "	88	0	22.1	630a	547a	140a	220a	



SERVICE SUMMARY

October 13 to November 23, 2013

Route	RT dist (km) and date of last change	Veh type	No. of Veh	Service interval	Run time (min)	Term time (min)	Avg spd (km/h)	Veh type	No. of Veh	Service interval	Run time (min)	Term time (min)	Avg spd (km/h)	Veh type	No. of Veh	Service interval	Run time (min)	Term time (min)	Avg spd (km/h)	Veh type	No. of Veh	Service interval	Run time (min)	Term time (min)	Avg spd (km/h)	Veh type	No. of Veh	Service interval	Run time (min)	Term time (min)	Avg spd (km/h)	First dep NB or WB	First dep SB or EB	Last dep NB or WB	Last dep SB or EB		
107 KEELE NORTH	Wil	Service outside Toronto north of Steeles Avenue, all late evening and weekend service in Toronto, and all midday service in Toronto on the 107B branch is provided under contract to York Region.																																			
Running time increase required for construction of the Toronto-York Spadina Subway expansion.																																					
Monday to Friday	15-Oct-13	Monday-Friday morning peak period						Monday-Friday midday						Monday-Friday afternoon peak period						Monday-Friday early evening						Monday-Friday late evening											
107B Downsview Stn – Rutherford Go Stn via Chesswood and York University	33.76	Lift	6	18 ' 00 "	107	1	18.9	Lift	3	32 ' 00 "	82	14	24.7	Lift	5	22 ' 00 "	108	2	18.8																		
107B Downsview Stn – Rutherford Go Stn via Chesswood	32.32	Lift	Two NB Trips																																		
107C Downsview Stn – Teston Rd	35.92													Lift	4	24 ' 00 "	94	2	22.9	Lift	2	40 ' 00 "	75	5	28.7												
107C Downsview Stn – Teston Rd via York University	37.37	Lift	7	18 ' 00 "	117	9	19.2	Lift	3	32 ' 00 "	93	3	24.1	Lift	6	22 ' 00 "	125	7	17.9																		
Combined/Average			13	9 ' 00 "					6	16 ' 00 "				11	11 ' 00 "				4	24 ' 00 "						2	40 ' 00 "										
Buses operate southbound via York University beginning at 7.00a						Buses operate via York University SB before noon, and NB after noon.						Buses operate northbound via York University																									
Saturday	12-May-12	Saturday early morning						Saturday morning						Saturday afternoon						Saturday early evening						Saturday late evening											
107C Downsview Stn – Teston Rd	35.92	Lift	1.5	60 ' 00 "	88	2	24.5	Lift	2	60 ' 00 "	96	24	22.5	Lift	2	60 ' 00 "	96	24	22.5	Lift	1.5	60 ' 00 "	80	10	26.9	Lift	1	80 ' 00 "	75	5	28.7						
107D Downsview Stn – McNaughton	32.22	Lift	1.5	60 ' 00 "	88	2	22.0	Lift	2	60 ' 00 "	96	24	20.1	Lift	2	60 ' 00 "	96	24	20.1	Lift	1.5	60 ' 00 "	80	10	24.2	Lift	1	80 ' 00 "	75	5	25.8						
Combined/Average			3	30 ' 00 "				4	30 ' 00 "				4	30 ' 00 "				3	30 ' 00 "						2	40 ' 00 "											
Sunday	17-Jun-12	Sunday morning						Sunday afternoon						Sunday early evening						Sunday late evening																	
107C Downsview Stn – Teston Rd	35.92							Lift	1.5	60 ' 00 "	80	10	26.9	Lift	1.5	60 ' 00 "	83	7	26.0	Lift	1	80 ' 00 "	75	5	28.7	Lift	1	80 ' 00 "	75	5	28.7						
107D Downsview Stn – McNaughton	32.22							Lift	1.5	60 ' 00 "	83	7	23.3	Lift	1.5	60 ' 00 "	83	7	23.3	Lift	1	80 ' 00 "	75	5	25.8	Lift	1	80 ' 00 "	75	5	25.8						
Combined/Average								3	30 ' 00 "				3	30 ' 00 "				2	40 ' 00 "					2	40 ' 00 "												
43 KENNEDY	Egl	Service outside Toronto north of Steeles Avenue, all late evening and weekend service in Toronto, and all midday service in Toronto on the 107B branch is provided under contract to York Region.																																			
Monday to Friday	1-Apr-13	Monday-Friday morning peak period						Monday-Friday midday						Monday-Friday afternoon peak period						Monday-Friday early evening						Monday-Friday late evening											
43 Kennedy Stn – Steeles	23.76	LF	7	12 ' 00 "	78	6	18.3	LF	7	11 ' 00 "	75	2	19.0	LF	10	9 ' 00 "	86	4	16.6	LF	5	15 ' 00 "	70	5	20.4	LF	5	12 ' 00 "	60	0	23.8						
43B Kennedy Stn – Scarborough Centre Stn via Progress	14.23	LF	4	12 ' 00 "	48	0	17.8	LF	5	11 ' 00 "	45	10	19.0	LF	3	18 ' 00 "	50	4	17.1	LF	3	15 ' 00 "	42	3	20.3												
Combined/Average			11	6 ' 00 "				12	5 ' 30 "				13	6 ' 00 "				8	7 ' 30 "					5	12 ' 00 "												
Saturday	8-Sep-12	Saturday early morning						Saturday morning						Saturday afternoon						Saturday early evening						Saturday late evening											
43 Kennedy Stn – Steeles	23.76	LF	4	15 ' 00 "	60	0	23.8	LF	6.5	12 ' 30 "	80	2	17.9	LF	6.5	12 ' 30 "	80	2	17.9	LF	3	20 ' 00 "	60	0	23.8	LF	3	20 ' 00 "	60	0	23.8						
43B Kennedy Stn – Scarborough Centre Stn via Progress	14.23	LF	3	15 ' 00 "	40	5	21.3	LF	3.5	12 ' 30 "	42	2	20.3	LF	3.5	12 ' 30 "	42	2	20.3	LF	2	20 ' 00 "	40	0	21.3												
Combined/Average			7	7 ' 30 "				10	6 ' 15 "				10	6 ' 15 "				5	10 ' 00 "					3	20 ' 00 "												
Sunday	7-Oct-12	Sunday morning						Sunday afternoon						Sunday early evening						Sunday late evening																	
43 Kennedy Stn – Steeles	23.76							LF	8	8 ' 45 "	65	5	21.9	LF	8	8 ' 45 "	68	2	21.0	LF	4	15 ' 00 "	54	6	26.4	LF	4	15 ' 00 "	54	6	26.4						



SERVICE SUMMARY

October 13 to November 23, 2013

Route	RT dist (km) and date of last change	Veh type	No. of Veh	Service interval	Run time (min)	Term time (min)	Avg spd (km/h)	Veh type	No. of Veh	Service interval	Run time (min)	Term time (min)	Avg spd (km/h)	Veh type	No. of Veh	Service interval	Run time (min)	Term time (min)	Avg spd (km/h)	Veh type	No. of Veh	Service interval	Run time (min)	Term time (min)	Avg spd (km/h)	Veh type	No. of Veh	Service interval	Run time (min)	Term time (min)	Avg spd (km/h)	First dep NB or WB	First dep SB or EB	Last dep NB or WB	Last dep SB or EB	
504 KING	Ron/Rus	Includes temporary additional running time westbound at Spadina. During Queens Quay construction, all 510 SPADINA cars turn at Charlotte & King increasing traffic congestion in the area.																																		
Monday to Friday	15-Oct-13	Monday-Friday morning peak period							Monday-Friday midday							Monday-Friday afternoon peak period							Monday-Friday early evening							Monday-Friday late evening						
504 Dundas West Stn – Broadview Stn	25.62	CLRV	30	4 ' 00 "	112	8	13.7	CLRV	30	3 ' 45 "	106	7	14.5	CLRV	45	2 ' 50 "	120	8	12.8	CLRV	27	4 ' 00 "	101	7	15.2	CLRV	14	6 ' 45 "	90	5	17.1	500a	457a	205a	205a	
504 Dundas West Stn – Broadview Stn	25.62	ALRV	7	trips																																
504 Dundas West Stn – Broadview Stn	25.62	CLRV	9	trips																																
504 Dundas West Stn – Parliament	21.8	CLRV	3	trips																																
	Combined/Average		49																																	
See also 508 LAKE SHORE																																				
Saturday	19-Oct-13	Saturday early morning							Saturday morning							Saturday afternoon							Saturday early evening							Saturday late evening						
504 Dundas West Stn – Broadview Stn	25.62	CLRV	10	10 ' 00 "	95	5	16.2	CLRV	18	6 ' 10 "	103	8	14.9	CLRV	26	4 ' 15 "	103	8	14.9	CLRV	17	6 ' 20 "	103	5	14.9	CLRV	13	7 ' 15 "	88	7	17.5	500a	455a	230a	250a	
Sunday	13-Oct-13	Sunday early morning							Sunday morning							Sunday afternoon							Sunday early evening							Sunday late evening						
504 Dundas West Stn – Broadview Stn	25.62	CLRV	9	10 ' 00 "	90	0	17.1	CLRV	20	5 ' 15 "	101	4	15.2	CLRV	19	5 ' 45 "	101	9	15.3	CLRV	10	9 ' 30 "	88	7	17.5	CLRV	9	10 ' 00 "	88	2	17.5	520a	520a	220a	215a	
Overnight service on Roncesvalles Avenue provided by 313 JANE and overnight service on Broadview Avenue provided by 303 DON MILLS																																				
12 KINGSTON RD	Bir	Additional running time during City of Toronto road construction on Kingston Road between Victoria Park and Birchmount.																																		
Monday to Friday	3-Sep-13	Monday-Friday morning peak period							Monday-Friday midday							Monday-Friday afternoon peak period							Monday-Friday early evening							Monday-Friday late evening						
12 Victoria Park Stn – St Clair	16.68	LF	5.5	12 ' 00 "	63	3	15.9	LF	3	20 ' 00 "	60	0	16.7	LF	4.5	15 ' 00 "	64	4	15.6	LF	3	20 ' 00 "	60	0	16.7											
12A Victoria Park Stn – Kennedy Stn via Variety Village and Brimley	22.81	LF	6.5	12 ' 00 "	77	1	17.8	LF	4	20 ' 00 "	75	5	18.2	LF	5.5	15 ' 00 "	82	1	16.7	LF	4	20 ' 00 "	75	5	18.2	LF	3	20 ' 00 "	60	0	22.8	514a	547a	1000p	950p	
	Combined/Average		12	6 ' 00 "					7	10 ' 00 "				10	7 ' 30 "				7	10 ' 00 "						3	20 ' 00 "									
Before 9:00 am, 12 operates Kingston Rd, Brimley, Barkdene, Brooklawn, St Clair, Brimley and Kingston Rd After 9:00 am, 12 operates Kingston Rd, Brimley, St Clair, Brooklawn, Barkdene, Brimley and Kingston Rd																																				
Saturday	29-Jun-13	Saturday early morning							Saturday morning							Saturday afternoon							Saturday early evening							Saturday late evening						
12A Victoria Park Stn – Kennedy Stn via Variety Village and Brimley	22.81	LF	2	34 ' 00 "	65	3	21.1	LF	2.5	30 ' 00 "	75	0	18.2	LF	2.5	30 ' 00 "	75	0	18.2	LF	1.5	40 ' 00 "	60	0	22.8	LF	2	30 ' 00 "	60	0	22.8	529a	603a	100a	100a	
12B Victoria Park Stn – Kennedy Stn via Brimley	22.81	LF	2	34 ' 00 "	65	3	21.1	LF	2.5	30 ' 00 "	75	0	18.2	LF	2.5	30 ' 00 "	75	0	18.2	LF	1.5	40 ' 00 "	60	0	22.8											
	Combined/Average		4	17 ' 00 "					5	15 ' 00 "				5	15 ' 00 "				3	20 ' 00 "						2	30 ' 00 "									
Sunday	23-Jun-13	Sunday morning							Sunday afternoon							Sunday early evening							Sunday late evening													
12A Victoria Park Stn – Kennedy Stn via Variety Village and Brimley	22.81							LF	2.5	30 ' 00 "	75	0	18.2	LF	2.5	30 ' 00 "	75	0	18.2	LF	1.5	40 ' 00 "	60	0	22.8	LF	2	30 ' 00 "	60	0	22.8	819a	745a	100a	100a	
12B Victoria Park Stn – Kennedy Stn via Brimley	22.81							LF	2.5	30 ' 00 "	75	0	18.2	LF	2.5	30 ' 00 "	75	0	18.2	LF	1.5	40 ' 00 "	60	0	22.8											
	Combined/Average								5	15 ' 00 "				5	15 ' 00 "				3	20 ' 00 "						2	30 ' 00 "									
Overnight service on Victoria Park Avenue provided by 324 VICTORIA PARK																																				
503 KINGSTON RD	Rus	See 502 DOWNTOWNER																																		



SERVICE SUMMARY

October 13 to November 23, 2013

Route	RT dist (km) and date of last change	Veh type	No. of Veh	Service interval	Run time (min)	Term time (min)	Avg spd (km/h)	Veh type	No. of Veh	Service interval	Run time (min)	Term time (min)	Avg spd (km/h)	Veh type	No. of Veh	Service interval	Run time (min)	Term time (min)	Avg spd (km/h)	Veh type	No. of Veh	Service interval	Run time (min)	Term time (min)	Avg spd (km/h)	Veh type	No. of Veh	Service interval	Run time (min)	Term time (min)	Avg spd (km/h)	First dep NB or WB	First dep SB or EB	Last dep NB or WB	Last dep SB or EB							
45 KIPLING		Qsy																																								
Monday to Friday	15-Oct-13		Monday-Friday morning peak period					Monday-Friday midday					Monday-Friday afternoon peak period					Monday-Friday early evening					Monday-Friday late evening																			
45 Kipling Stn – Steeles	29.34	LF	4	20'00"	76	4	23.2	LF	7	10'00"	70	0	25.1	LF	7	12'00"	79	5	22.3	LF	8	9'00"	67	5	26.3	LF	6	11'00"	61	5	28.9			430a	445a	220a	210a					
45A Kipling Stn – Carlingview via Belfield	25.04	LF	3	20'00"	59	1	25.5	LF	3	20'00"	56	4	26.8	LF	5	12'00"	59	1	25.5																							
45E Kipling Stn – Steeles Express	29.34	LF	14	5'00"	67	3	26.3							LF	11	7'00"	72	5	24.4																							
Combined/Average			21	3'20"				10	6'40"					23	3'14"					8	9'00"					6	11'00"															
Saturday	12-Jan-13		Saturday early morning					Saturday morning					Saturday afternoon					Saturday early evening					Saturday late evening																			
45 Kipling Stn – Steeles	29.34	LF	5	13'00"	65	0	27.1	LF	7	10'00"	70	0	25.1	LF	8	9'00"	70	2	25.1	LF	7	10'00"	66	4	26.7	LF	4	17'00"	61	7	28.9	543a	543a	134a	207a							
Sunday	7-Oct-10		Sunday morning					Sunday afternoon					Sunday early evening					Sunday late evening																								
45 Kipling Stn – Steeles	29.34							LF	6	12'00"	67	5	26.3	LF	7	10'00"	68	2	25.9	LF	6	12'00"	68	4	25.9	LF	4	17'00"	61	7	28.9	800a	807a	100a	133a							
44 KIPLING SOUTH		Qsy																																								
Monday to Friday	3-Sep-13		Monday-Friday morning peak period					Monday-Friday midday					Monday-Friday afternoon peak period					Monday-Friday early evening					Monday-Friday late evening																			
44 Kipling Stn – Lake Shore	10.38	LF	10	3'48"	36	2	17.3	LF	6	6'00"	36	0	17.3	LF	10	3'45"	36	2	17.3	LF	3	12'00"	30	6	20.8	LF	2	15'00"	30	0	20.8	501a	516a	147a	202a							
Saturday	19-Oct-13		Saturday early morning					Saturday morning					Saturday afternoon					Saturday early evening					Saturday late evening																			
44 Kipling Stn – Lake Shore	10.38	LF	2	15'00"	30	0	20.8	LF	2	15'00"	30	0	20.8	LF	4	9'00"	34	2	18.3	LF	2	15'00"	30	0	20.8	LF	1	30'00"	29	1	21.5	503a	518a	147a	202a							
Sunday	2-Sep-12		Sunday morning					Sunday afternoon					Sunday early evening					Sunday late evening																								
44 Kipling Stn – Lake Shore	10.38							LF	2	15'00"	30	0	20.8	LF	2	15'00"	30	0	20.8	LF	2	15'00"	30	0	20.8	LF	1	30'00"	29	1	21.5	847a	902a	1247a	202a							
508 LAKE SHORE		Ron																																								
Monday to Friday	15-Oct-13		Monday-Friday morning peak period					Monday-Friday afternoon peak period																																		
508 Humber – Parliament	11.02	CLRV	3	Three EB trips																																		751a	816a			
508 Church – Humber	9.36													CLRV	6	Six WB trips																					423p	538p				
30 LAMBTON		Qsy																																								
Monday to Friday	3-Sep-13		Monday-Friday morning peak period					Monday-Friday midday					Monday-Friday afternoon peak period					Monday-Friday early evening					Monday-Friday late evening																			
30 Kipling Stn – High Park Stn	18.39	LF	3	20'00"	53	7	20.8	LF	2	30'00"	49	11	22.5	LF	3	20'00"	53	7	20.8	LF	2	30'00"	56	4	19.7	LF	2	30'00"	44	16	25.1	520a	540a	1258a	105a							
Saturday	7-Sep-13		Saturday early morning					Saturday morning					Saturday afternoon					Saturday early evening					Saturday late evening																			
30 Kipling Stn – High Park Stn	18.39	LF	2	30'00"	44	16	25.1	LF	2	30'00"	48	12	23.0	LF	2	30'00"	48	12	23.0	LF	2	30'00"	48	12	23.0	LF	2	30'00"	44	16	25.1	530a	600a	100a	100a							
Sunday	1-Sep-13		Sunday morning					Sunday afternoon					Sunday early evening																													
30 Kipling Stn – High Park Stn	18.39							LF	2	30'00"	48	12	23.0	LF	2	30'00"	48	12	23.0	LF	2	30'00"	48	12	23.0														830a	900a	1005p	1005p



SERVICE SUMMARY

October 13 to November 23, 2013

Route	RT dist (km) and date of last change	Veh type	No. of Veh	Service interval	Run time (min)	Term time (min)	Avg spd (km/h)	Veh type	No. of Veh	Service interval	Run time (min)	Term time (min)	Avg spd (km/h)	Veh type	No. of Veh	Service interval	Run time (min)	Term time (min)	Avg spd (km/h)	Veh type	No. of Veh	Service interval	Run time (min)	Term time (min)	Avg spd (km/h)	Veh type	No. of Veh	Service interval	Run time (min)	Term time (min)	Avg spd (km/h)	First dep NB or WB	First dep SB or EB	Last dep NB or WB	Last dep SB or EB		
47 LANSDOWNNE	MtD																																				
Monday to Friday	15-Oct-13		Monday-Friday morning peak period					Monday-Friday midday					Monday-Friday afternoon peak period					Monday-Friday early evening					Monday-Friday late evening														
47 Queen – St Clair	8.51	LF	4	10'00"	36	4	14.2	LF	2.5	15'00"	36	2	14.2	LF	3	13'00"	36	3	14.2	LF	2	18'00"	36	0	14.2	LF	1.5	20'00"	30	0	17.0	500a	445a	145a	128a		
47B Queen – Yorkdale Stn via Caledonia and Bridgeland	25.11	LF	4.5	20'00"	86	4	17.5	LF	5.5	15'00"	80	3	18.8	LF	3.5	26'00"	91	0	16.6	LF	5	18'00"	78	12	19.3	LF	3.5	20'00"	69	1	21.8	530a	512a	1258a	1253a		
47C Queen – Yorkdale Stn via Caledonia and Orfus	24.46	LF	4.5	20'00"	86	4	17.1	LF					LF	3.5	26'00"	91	0	16.1																			
Combined/Average			13	5'00"					8	7'30"					10	6'30"					7	9'00"						5	10'00"								
Saturday	8-Jan-11		Saturday early morning					Saturday early morning					Saturday afternoon					Saturday early evening					Saturday late evening														
47 Queen – St Clair	8.51	LF	2.5	18'00"	36	9	14.2	LF	2.5	18'00"	36	9	14.2	LF	3	18'00"	44	10	11.6	LF	2	20'00"	36	4	14.2	LF	1	30'00"	30	0	17.0	559a	627a	145a	128a		
47B Queen – Yorkdale Stn via Caledonia and Bridgeland	25.11	LF	4.5	18'00"	80	1	18.8	LF	4.5	18'00"	80	1	18.8	LF	5	18'00"	88	2	17.1	LF	4	20'00"	78	2	19.3	LF	3	30'00"	69	21	21.8	549a	516a	1258a	1253a		
Combined/Average			7	9'00"					7	9'00"					8	9'00"					6	10'00"						4	15'00"								
Sunday	2-Jan-11		Sunday early morning					Sunday early morning					Sunday afternoon					Sunday early evening					Sunday late evening														
47 Queen – St Clair	8.51	LF	2	20'00"	36	4	14.2	LF	2	20'00"	36	4	14.2	LF	2	20'00"	36	4	14.2	LF	2	20'00"	36	4	14.2	LF	1	30'00"	30	0	17.0	548a	530a	145a	128a		
47B Queen – Yorkdale Stn via Caledonia and Bridgeland	25.11	LF						LF	4	20'00"	78	2	19.3	LF	4	20'00"	78	2	19.3	LF	4	20'00"	78	2	19.3	LF	3	30'00"	69	21	21.8	812a	755a	1258a	1253a		
Combined/Average			2	20'00"					6	10'00"					6	10'00"					6	10'00"						4	15'00"								
54 LAWRENCE EAST	Egl																																				
Monday to Friday	15-Oct-13		Monday-Friday morning peak period					Monday-Friday midday					Monday-Friday afternoon peak period					Monday-Friday early evening					Monday-Friday late evening														
54 Eglinton Stn – Orton Park	40.09	LF	15	9'00"	131	4	18.4	LF	10	12'45"	127	1	18.9	LF	13	10'30"	135	2	17.8	LF	8	16'15"	123	7	19.6	LF	5.5	20'00"	105	5	22.9	515a	607a	146a	155a		
54A Eglinton Stn – Starspray Blvd	53.90	LF	19	9'00"	168	3	19.3	LF	13	12'45"	162	3	19.9	LF	17	10'30"	175	4	18.5	LF	9	16'15"	145	2	22.3	LF	6.5	20'00"	123	7	26.3	515a	518a	150a	210a		
54E Lawrence East Stn – Starspray Blvd Express	26.96	LF	7	9'00"	63	0	25.7						LF	7	10'30"	68	6	23.8																			
Combined/Average			41	3'00"					23	6'22"					37	3'30"					17	8'07"						12	10'00"								
Saturday	8-Sep-12		Saturday early morning					Saturday morning					Saturday afternoon					Saturday early evening					Saturday late evening														
54 Eglinton Stn – Orton Park	40.09	LF	4	30'00"	120	0	20.0	LF	7.5	16'00"	120	0	20.0	LF	9	14'00"	120	6	20.0	LF	5.5	20'00"	105	5	22.9	LF	3.5	30'00"	105	0	22.9	553a	623a	107a	215a		
54A Eglinton Stn – Starspray Blvd	53.90	LF	5	30'00"	150	0	21.6	LF	9.5	16'00"	152	0	21.3	LF	11	14'00"	152	2	21.3	LF	6.5	20'00"	123	7	26.3	LF	4.5	30'00"	123	12	26.3	528a	608a	132a	130a		
Combined/Average			9	15'00"					17	8'00"					20	7'00"					12	10'00"						8	15'00"								
Sunday	31-Mar-13		Sunday early morning					Sunday morning					Sunday afternoon					Sunday early evening					Sunday late evening														
54 Eglinton Stn – Orton Park	40.09	LF	3.5	30'00"	105	0	22.9	LF	7.5	16'00"	115	5	20.9	LF	7.5	16'00"	115	5	20.9	LF	5.5	20'00"	105	5	22.9	LF	3.5	30'00"	105	0	22.9	635a	730a	105a	215a		
54A Eglinton Stn – Starspray Blvd	53.90	LF	4.5	30'00"	135	0	24.0	LF	9.5	16'00"	140	12	23.1	LF	9.5	16'00"	140	12	23.1	LF	6.5	20'00"	120	10	27.0	LF	4.5	30'00"	120	15	27.0	723a	715a	144a	130a		
Combined/Average			8	15'00"					17	8'00"					17	8'00"					12	10'00"						8	15'00"								
54 operates north via Scarborough Golf Club Road before 300p, north via Orton Park Road after 300p																																					
Overnight service east of Kingston Road provided by 305 EGLINTON EAST.																																					
354 LAWRENCE EAST	Egl																																				
Overnight, 7 days a week	14-Feb-10		Monday-Friday overnight					Saturday overnight					Sunday overnight																								
354 Eglinton Stn – of T Scarborough	51.50	LF	3.5	30'00"	96	9	32.2	LF	3.5	30'00"	96	9	32.2	LF	3.5	30'00"	96	9	32.2																		
Alternates trips with 305 EGLINTON EAST																																					
400 LAWRENCE MANOR COMMUNITY BUS	W-T																																				
Monday to Friday	2-Sep-97		Monday-Friday midday					Monday-Friday afternoon peak period																													
400 Baycrest – Lawrence West Stn		CB	1	60'00"	60	0		CB	1	60'00"	60	0																									
1000a 930a 500p 430p																																					



SERVICE SUMMARY

October 13 to November 23, 2013

Route	RT dist (km) and date of last change	Veh type	No. of Veh	Service interval	Run time (min)	Term time (min)	Avg spd (km/h)	Veh type	No. of Veh	Service interval	Run time (min)	Term time (min)	Avg spd (km/h)	Veh type	No. of Veh	Service interval	Run time (min)	Term time (min)	Avg spd (km/h)	Veh type	No. of Veh	Service interval	Run time (min)	Term time (min)	Avg spd (km/h)	Veh type	No. of Veh	Service interval	Run time (min)	Term time (min)	Avg spd (km/h)	First dep NB or WB	First dep SB or EB	Last dep NB or WB	Last dep SB or EB								
52 LAWRENCE WEST	MtD	During construction at Lawrence West Station, buses serve station from the street, 52C extended east to Lawrence Station (Yonge Subway).																																									
Monday to Friday	3-Sep-13	Monday-Friday morning peak period							Monday-Friday midday							Monday-Friday afternoon peak period							Monday-Friday early evening							Monday-Friday late evening													
52 Lawrence Stn – Martin Grove	30.61	LF	20	5 ' 10 "	101	3	18.2	LF	13	7 ' 30 "	97	1	18.9	LF	18	6 ' 30 "	117	0	15.7	LF	7	13 ' 00 "	88	3	20.9	LF	4	20 ' 00 "	80	0	23.0	550a	454a	200a	122a								
52C Lawrence West Stn – Culford via Benton	14.38	LF	3	22 ' 00 "	65	1	13.3	See 59C MAPLE LEAF							See 59C MAPLE LEAF							See 59C MAPLE LEAF																					
52C Lawrence West Stn – Culford	14.03							LF	3	25 ' 00 "	71	4	11.9																														
Combined/Average			23	4 ' 11 "					13	7 ' 30 "					21	5 ' 10 "					7	13 ' 00 "					4	20 ' 00 "															
Saturday	6-Apr-13	Saturday early morning							Saturday morning							Saturday afternoon							Saturday early evening							Saturday late evening													
52 Lawrence Stn – Martin Grove	30.61	LF	7	13 ' 00 "	90	1	20.4	LF	9	10 ' 00 "	90	0	20.4	LF	14	7 ' 15 "	99	3	18.6	LF	8	11 ' 00 "	84	4	21.9	LF	5	18 ' 00 "	79	11	23.2	605a	522a	127a	129a								
Sunday	31-Mar-13	Sunday early morning							Sunday morning							Sunday afternoon							Sunday early evening							Sunday late evening													
52 Lawrence Stn – Martin Grove	30.61	LF	6	15 ' 00 "	90	0	20.4	LF	9	10 ' 00 "	90	0	20.4	LF	11	9 ' 00 "	99	0	18.6	LF	6	15 ' 00 "	80	10	23.0	LF	5	17 ' 30 "	80	8	23.0	646a	707a	145a	104a								
352 LAWRENCE WEST	MtD																																										
Overnight, 7 days a week	29-Jul-12	Monday-Friday overnight							Saturday overnight							Sunday overnight																											
352 Lawrence Stn – Royal York	22.14	LF	2	30 ' 00 "	60	0	22.1	LF	2	30 ' 00 "	60	0	22.1	LF	2	30 ' 00 "	60	0	22.1																								
162 LAWRENCE-DONWAY	Wil																																										
Monday to Friday	1-Apr-13	Monday-Friday morning peak period							Monday-Friday midday							Monday-Friday afternoon peak period																											
162 Lawrence Stn – Don Mills	20.13	LF	2	30 ' 00 "	60	0	20.1	LF	2	30 ' 00 "	60	0	20.1	LF	2	30 ' 00 "	60	0	20.1								628a 700a 658p 700p																
56 LEASIDE	Wil																																										
Monday to Friday	19-Feb-13	Monday-Friday morning peak period							Monday-Friday midday							Monday-Friday afternoon peak period							Monday-Friday early evening																				
56 Donlands Stn – Eglinton Stn	15.32	LF	2.5	22 ' 45 "	56	1	16.4	LF	3	20 ' 00 "	54	6	17.0	LF	2.5	24 ' 00 "	54	6	17.0	LF	1.5	30 ' 00 "	45	0	20.4								611a 554a 1008p 1015p										
56B Donlands Stn – Brentcliffe	10.15	LF	1.5	22 ' 45 "	34	0	17.9															LF 1.5 24 ' 00 " 34 2 17.9							600a 543a 837a 854a														
Combined/Average			4	11 ' 23 "					3	20 ' 00 "					4	12 ' 00 "				1.5 30 ' 00 "							312p 331p 648p 643p																
		Alternates trips with 5 AVENUE RD																																									
Saturday	23-Feb-13	Saturday early morning							Saturday morning							Saturday afternoon																											
56 Donlands Stn – Eglinton Stn	15.32	LF	2	30 ' 00 "	56	4	16.4	LF	2	30 ' 00 "	56	4	16.4	LF	2	30 ' 00 "	56	4	16.4								600a 600a 700p 700p																
Sunday	6-Jan-13								Sunday morning							Sunday afternoon																											
56 Donlands Stn – Eglinton Stn	15.32								LF 1.5 30 ' 00 " 45 0 20.4							LF 1.5 30 ' 00 " 45 0 20.4														852a 830a 722p 700p													
		Alternates trips with 5 AVENUE RD																																									
51 LESLIE	Wil																																										
Monday to Friday	3-Sep-13	Monday-Friday morning peak period							Monday-Friday midday							Monday-Friday afternoon peak period							Monday-Friday early evening							Monday-Friday late evening													
51 Eglinton Stn – Steeles	34.07	LF	8	13 ' 00 "	102	2	20.0	LF	3	30 ' 00 "	88	2	23.2	LF	7	16 ' 00 "	108	4	18.9	LF	3	30 ' 00 "	78	12	26.2	LF	2.5	30 ' 00 "	75	5	27.3	510a	550a	100a	1240a								
		Alternates trips with 61 AVENUE RD NORTH																																									
Saturday	23-Feb-13	Saturday early morning							Saturday morning							Saturday afternoon							Saturday early evening							Saturday late evening													
51 Eglinton Stn – Steeles	34.07	LF	2.5	30 ' 00 "	75	5	27.3	LF	3	30 ' 00 "	80	10	25.6	LF	3	30 ' 00 "	80	10	25.6	LF	2.5	30 ' 00 "	75	5	27.3	LF	2.5	30 ' 00 "	75	5	27.3	545a	622a	110a	1250a								
		Alternates trips with 61 AVENUE RD NORTH																																									
Sunday	17-Feb-13								Sunday morning							Sunday afternoon							Sunday early evening																				
51 Eglinton Stn – Steeles	34.07								LF 3 30 ' 00 " 80 10 25.6							LF 3 30 ' 00 " 80 10 25.6							LF 2.5 30 ' 00 " 75 5 27.3														815a 822a 1010p 950p						
		Alternates trips with 61 AVENUE RD NORTH																																									



SERVICE SUMMARY

October 13 to November 23, 2013

Route	RT dist (km) and date of last change	Veh type	No. of Veh	Service interval	Run time (min)	Term time (min)	Avg spd (km/h)	Veh type	No. of Veh	Service interval	Run time (min)	Term time (min)	Avg spd (km/h)	Veh type	No. of Veh	Service interval	Run time (min)	Term time (min)	Avg spd (km/h)	Veh type	No. of Veh	Service interval	Run time (min)	Term time (min)	Avg spd (km/h)	Veh type	No. of Veh	Service interval	Run time (min)	Term time (min)	Avg spd (km/h)	First dep NB or WB	First dep SB or EB	Last dep NB or WB	Last dep SB or EB							
64 MAIN		Bir	Additional service during construction on Kingston Road.																																							
Monday to Friday	3-Sep-13	Monday-Friday morning peak period				Monday-Friday midday				Monday-Friday afternoon peak period				Monday-Friday early evening				Monday-Friday late evening																								
64 Queen – Eastdale	6.71	LF	6	5' 30"	32	1	12.6	LF	4	7' 30"	30	0	13.4	LF	6	5' 30"	32	1	12.6	LF	3	10' 00"	30	0	13.4	LF	2	15' 00"	30	0	13.4	557a	541a	110a	125a							
Saturday	29-Jun-13	Saturday early morning				Saturday morning				Saturday afternoon				Saturday early evening				Saturday late evening																								
64 Queen – Eastdale	6.71	LF	2	15' 00"	30	0	13.4	LF	3	10' 00"	30	0	13.4	LF	3	10' 00"	30	0	13.4	LF	2	15' 00"	30	0	13.4	LF	2	15' 00"	30	0	13.4	545a	600a	110a	125a							
Sunday	23-Jun-13	Sunday morning				Sunday afternoon				Sunday early evening				Sunday late evening																												
64 Queen – Eastdale	6.71	LF	2	15' 00"	30	0	13.4	LF	3	10' 00"	30	0	13.4	LF	2	15' 00"	30	0	13.4	LF	2	15' 00"	30	0	13.4	LF	2	15' 00"	30	0	13.4	840a	825a	110a	125a							
58 MALTON		MtD	Service outside Toronto west of Pearson Airport is provided under contract to the City of Mississauga. During construction at Lawrence West Station, buses serve station from the street, service is extended east to Lawrence Station (Yonge Subway).																																							
Monday to Friday	3-Sep-13	Monday-Friday morning peak period				Monday-Friday midday				Monday-Friday afternoon peak period				Monday-Friday early evening				Monday-Friday late evening																								
58A Lawrence Stn – Pearson Airport	41.67	LF	20	6' 45"	134	1	18.7	LF	9	15' 00"	133	2	18.8	LF	29	5' 15"	150	3	16.7	LF	7	17' 00"	117	2	21.4	LF	5	22' 00"	105	5	23.8	505a	518a	1258a	156a							
58B Lawrence Stn – Westwood	47.07	LF	1	20' 15"	143	12	19.7	LF	10	15' 00"	145	5	19.5	LF	1	15' 45"	164	4	17.2	LF	8	17' 00"	129	7	21.9	LF	5	22' 00"	110	0	25.7	527a	548a	1242a	114a							
Combined/Average			21	6' 45"					19	7' 30"					30	5' 15"					15	8' 30"					10	11' 00"														
			Every 3rd 58A operates as a 58B				Every 3rd 58A operates as a 58B																																			
Saturday	10-Aug-13	Saturday early morning				Saturday morning				Saturday afternoon				Saturday early evening				Saturday late evening																								
58 Lawrence Stn – McNaughton	43.66	LF	6	21' 30"	123	6	21.3	LF	9	15' 30"	132	8	19.8	LF	5.5	22' 00"	116	5	22.6	LF	3	38' 00"	113	1	23.2	LF	3	38' 00"	111	3	22.5	911a	1024a	1124p	1135p							
58A Lawrence Stn – Pearson Airport	41.67	LF	9	12' 00"	106	2	23.6	LF	6	21' 30"	126	3	19.8	LF	9	15' 30"	133	7	18.8	LF	5.5	22' 00"	117	4	21.4	LF	3	38' 00"	111	3	22.5	515a	545a	1106p	1158p							
58D Lawrence Stn – McNaughton via Pearson Airport	55.49	LF	1	36' 00"	139	4	24.0																																			
Combined/Average			10	12' 00"					12	10' 45"					18	7' 45"					11	11' 00"					6	19' 00"														
Sunday	4-Aug-13	Sunday early morning				Sunday morning				Sunday afternoon				Sunday early evening				Sunday late evening																								
58 Lawrence Stn – McNaughton	43.66	LF	3	40' 00"	118	2	22.2	LF	6	20' 00"	119	1	22.0	LF	7.5	18' 00"	128	7	20.5	LF	4	30' 00"	112	8	23.4	LF	3	38' 00"	111	3	23.6	610a	700a	1150p	1244a							
58A Lawrence Stn – Pearson Airport	41.67	LF	3	40' 00"	111	9	22.5	LF	6	20' 00"	118	2	21.2	LF	7.5	18' 00"	128	7	19.5	LF	4	30' 00"	112	8	22.3	LF	3	38' 00"	111	3	22.5	510a	540a	1258a	159a							
Combined/Average			6	20' 00"					12	10' 00"					15	9' 00"					8	15' 00"					6	19' 00"														
59 MAPLE LEAF		Arw	During construction at Lawrence West Station, buses serve station from the street, service is extended east to Lawrence Station (Yonge Subway). Additional peak running time on Weston Road due to Metrolinx construction at the railway underpass.																																							
Monday to Friday	3-Sep-13	Monday-Friday morning peak period				Monday-Friday midday				Monday-Friday afternoon peak period				Monday-Friday early evening				Monday-Friday late evening																								
59A Lawrence Stn – Weston Rd via Gary Drive	23.15	LF	4	24' 00"	93	3	14.9							LF	4	28' 00"	111	1	12.5																							
59B Lawrence Stn – Weston Rd via Church	23.23	LF	4	24' 00"	93	3	15.0							LF	4	28' 00"	111	1	12.6																							
59C Lawrence Stn – Weston Rd via Benton/Culford and Church	27.88		See 52C LAWRENCE WEST				LF 1.5 60' 00" 90 0 18.6				See 52C LAWRENCE WEST				LF 1.5 60' 00" 86 4 19.5				LF 1.5 60' 00" 84 6 19.9																							
59C Lawrence Stn – Weston Rd via Benton/Culford and Gary Rd	28.28		See 52C LAWRENCE WEST				LF 1.5 60' 00" 90 0 18.9				See 52C LAWRENCE WEST				LF 1.5 60' 00" 86 4 19.7				LF 1.5 60' 00" 84 6 20.2																							
Combined/Average			8	12' 00"					3	30' 00"					8	14' 00"					3	30' 00"					3	30' 00"														
Saturday	10-Aug-13	Saturday early morning				Saturday morning				Saturday afternoon				Saturday early evening				Saturday late evening																								
59C Lawrence Stn – Weston Rd via Benton/Culford and Church	27.88	LF	1.5	60' 00"	90	0	18.6	LF	1.5	60' 00"	90	0	18.6	LF	1.5	60' 00"	88	2	19.0	LF	1.5	60' 00"	84	6	19.9	LF	1.5	60' 00"	83	7	20.2	630a	600a	1230a	1200a							
59C Lawrence Stn – Weston Rd via Benton/Culford and Gary Rd	28.28	LF	1.5	60' 00"	90	0	18.9	LF	1.5	60' 00"	90	0	18.9	LF	1.5	60' 00"	88	2	19.3	LF	1.5	60' 00"	84	6	20.2	LF	1.5	60' 00"	83	7	20.4	600a	630a	100a	1230a							
Combined/Average			3	30' 00"					3	30' 00"					3	30' 00"					3	30' 00"					3	30' 00"														
Sunday	4-Aug-13	Sunday morning				Sunday afternoon				Sunday early evening																																
59C Lawrence Stn – Weston Rd via Benton/Culford and Church	27.88	LF	1.5	60' 00"	90	0	18.6	LF	1.5	60' 00"	87	3	19.2	LF	1.5	60' 00"	84	6	19.9																							
59C Lawrence Stn – Weston Rd via Benton/Culford and Gary Rd	28.28	LF	1.5	60' 00"	90	0	18.9	LF	1.5	60' 00"	87	3	19.5	LF	1.5	60' 00"	84	6	20.2																							
Combined/Average			3	30' 00"					3	30' 00"					3	30' 00"					3	30' 00"																				



SERVICE SUMMARY

October 13 to November 23, 2013

Route	RT dist (km) and date of last change	Veh type	No. of Veh	Service interval	Run time (min)	Term time (min)	Avg spd (km/h)	Veh type	No. of Veh	Service interval	Run time (min)	Term time (min)	Avg spd (km/h)	Veh type	No. of Veh	Service interval	Run time (min)	Term time (min)	Avg spd (km/h)	Veh type	No. of Veh	Service interval	Run time (min)	Term time (min)	Avg spd (km/h)	Veh type	No. of Veh	Service interval	Run time (min)	Term time (min)	Avg spd (km/h)	First dep NB or WB	First dep SB or EB	Last dep NB or WB	Last dep SB or EB	
102 MARKHAM RD	Bir	Service outside Toronto north of Steeles Avenue is provided under contract to York Region. Temporary routing change on 102D between Highway 7 and Bullock due to road construction.																																		
Monday to Friday	15-Oct-13	Monday-Friday morning peak period							Monday-Friday midday							Monday-Friday afternoon peak period							Monday-Friday early evening							Monday-Friday late evening						
102 Warden Stn – McNicoll	32.88	LF	3	30' 00"	90	0	21.9	LF	5	15' 00"	72	3	19.8	LF	2.5	36' 00"	87	3	22.7	LF	3	30' 00"	82	8	24.1	LF	3	30' 00"	82	8	24.1	900a	945a	1239a	1252a	
102A Warden Stn – Progress (Centennial College)	23.71	LF	7	10' 00"	70	0	20.3	LF	5	15' 00"	72	3	19.8	LF	8	10' 30"	78	6	18.2	LF	4	18' 00"	65	7	21.9	LF	2	30' 00"	50	10	28.4	615a	650a	100a	126a	
102C Warden Stn – Passmore	35.78	LF	5.5	20' 00"	100	10	21.5	LF	5.5	21' 00"	108	8	19.9	LF	5.5	21' 00"	108	8	19.9	LF	5.5	21' 00"	108	8	19.9	LF	5.5	21' 00"	108	8	19.9	505a	502a	616p	710p	
102D Warden Stn – Mount Joy GO Stn	52.74	LF	7.5	20' 00"	150	0	21.1	LF	5	30' 00"	137	13	23.1	LF	7.5	21' 00"	156	2	20.3	LF	4.5	36' 00"	140	22	22.6	LF	4.5	36' 00"	140	22	22.6	445a	555a	1010p	1120p	
Combined/Average			20	5' 00"				13	7' 30"				21	5' 15"					11	9' 00"					5	15' 00"										
		102D NB trips operate via Dynamic.														102D SB trips operate via Dynamic.																				
Saturday	19-Oct-13	Saturday early morning							Saturday morning							Saturday afternoon							Saturday early evening							Saturday late evening						
102 Warden Stn – McNicoll	32.88	LF	6	15' 00"	85	5	23.2	LF	9	11' 00"	92	7	21.4	LF	11	9' 30"	101	4	19.5	LF	8	11' 00"	83	5	23.8	LF	6	15' 00"	83	7	23.8	535a	552a	101a	129a	
102D Warden Stn – Mount Joy GO Stn	52.74	LF	1	55' 00"	148	6	21.4	LF	1	57' 00"	200	2	15.8	LF	1	57' 00"	200	2	15.8	LF	1	55' 00"	130	13	24.3	LF	1	55' 00"	130	13	24.3	720a	835a	1033p	1150p	
Combined/Average			6	15' 00"				10	11' 00"				12	9' 30"				9	11' 00"						6	15' 00"										
		Every 5th 102 operates as a 102D														Every 6th 102 operates as a 102D														Every 5th 102B operates as a 102D						
Sunday	29-Jul-12	Sunday early morning							Sunday morning							Sunday afternoon							Sunday early evening							Sunday late evening						
102 Warden Stn – McNicoll	32.88	LF	3	30' 00"	80	10	24.7	LF	8	12' 00"	88	8	22.4	LF	10	10' 00"	97	3	20.3	LF	7	12' 00"	82	2	24.1	LF	4	20' 00"	75	5	26.3	723a	725a	107a	129a	
102D Warden Stn – Mount Joy GO Stn	52.74	LF	1	60' 00"	136	4	23.3	LF	1	60' 00"	150	6	21.1	LF	1	50' 00"	148	2	21.4	LF	1	60' 00"	130	14	24.3	LF	1	60' 00"	130	14	24.3	805a	916a	1033p	1142p	
Combined/Average			4	30' 00"				9	12' 00"				11	10' 00"				8	12' 00"						4	20' 00"										
		Every 2nd 102 operates as a 102D							Every 5th 102 operates as a 102D							Every 5th 102 operates as a 102D							Every 5rd 102B operates as a 102D													
46 MARTIN GROVE	Arw	Service outside Toronto north of Steeles Avenue is provided under contract to York Region. Temporary routing change on 102D between Highway 7 and Bullock due to road construction.																																		
Monday to Friday	3-Sep-13	Monday-Friday morning peak period							Monday-Friday midday							Monday-Friday afternoon peak period							Monday-Friday early evening							Monday-Friday late evening						
46 Kipling Stn – Steeles	31.38	LF	9	10' 00"	90	1	21.0	LF	5	17' 00"	84	1	22.4	LF	9	10' 00"	90	0	20.9	LF	5	15' 00"	75	0	25.1	LF	3	25' 00"	75	0	25.1	451a	503a	130a	1243a	
Saturday	7-Jan-06	Saturday early morning							Saturday morning							Saturday afternoon							Saturday early evening							Saturday late evening						
46 Kipling Stn – Steeles	31.38	LF	4	20' 00"	75	5	25.1	LF	5	15' 00"	75	0	25.1	LF	5	15' 00"	75	0	25.1	LF	4	20' 00"	74	6	25.4	LF	3	30' 00"	74	16	25.4	513a	555a	130a	1243a	
Sunday	7-Oct-12	Sunday morning							Sunday afternoon							Sunday early evening							Sunday late evening													
46 Kipling Stn – Steeles	31.38	LF	4	20' 00"	75	5	25.1	LF	5	15' 00"	75	0	25.1	LF	4	20' 00"	75	5	25.1	LF	4	20' 00"	75	5	25.1	LF	3	30' 00"	75	15	25.1	840a	758a	130a	1243a	
16 McCOWAN	Bir	Service outside Toronto north of Steeles Avenue is provided under contract to York Region. Temporary routing change on 102D between Highway 7 and Bullock due to road construction.																																		
Monday to Friday	15-Oct-13	Monday-Friday morning peak period							Monday-Friday midday							Monday-Friday afternoon peak period							Monday-Friday early evening							Monday-Friday late evening						
16 Warden Stn – Scarborough Centre Stn	18.33	LF	8	8' 00"	62	2	17.7	LF	6	10' 00"	59	1	18.6	LF	9	7' 30"	65	3	16.9	LF	5	11' 00"	52	3	21.2	LF	3	15' 00"	45	0	24.4	515a	520a	124a	149a	
Saturday	7-Sep-13	Saturday early morning							Saturday morning							Saturday afternoon							Saturday early evening							Saturday late evening						
16 Warden Stn – Scarborough Centre Stn	18.33	LF	3	15' 00"	45	0	24.4	LF	4	13' 00"	52	0	21.2	LF	4	13' 00"	52	0	21.2	LF	4	12' 00"	45	3	24.4	LF	3	15' 00"	45	0	24.4	523a	545a	132a	200a	
Sunday	9-May-10	Sunday early morning							Sunday morning							Sunday afternoon							Sunday early evening							Sunday late evening						
16 Warden Stn – Scarborough Centre Stn	18.33	LF	3	17' 00"	50	1	22.0	LF	3	17' 00"	50	1	22.0	LF	4	12' 30"	50	0	22.0	LF	2	24' 00"	44	4	25.0	LF	1.67	30' 00"	44	6	25.0	732a	758a	132a	200a	
		Overnight service on McCowan Road and Danforth Road provided by 302 DANFORTH RD-McCOWAN																																		
		Alternates trips with 70 O'CONNOR																																		



TORONTO TRANSIT COMMISSION

SERVICE SUMMARY

October 13 to November 23, 2013

Route	RT dist (km) and date of last change	Veh type	No. of Veh	Service interval	Run time (min)	Term time (min)	Avg spd (km/h)	Veh type	No. of Veh	Service interval	Run time (min)	Term time (min)	Avg spd (km/h)	Veh type	No. of Veh	Service interval	Run time (min)	Term time (min)	Avg spd (km/h)	Veh type	No. of Veh	Service interval	Run time (min)	Term time (min)	Avg spd (km/h)	Veh type	No. of Veh	Service interval	Run time (min)	Term time (min)	Avg spd (km/h)	First dep NB or WB	First dep SB or EB	Last dep NB or WB	Last dep SB or EB																					
132 MILNER	Mal																																																							
Monday to Friday	3-Sep-13		Monday-Friday morning peak period					Monday-Friday midday					Monday-Friday afternoon peak period					Monday-Friday early evening					Monday-Friday late evening																																	
132 Scarborough Centre Stn – McLevin and Hupfield	19.81	LF	4	12 ' 00 "	48	0	24.8	LF	1.5	30 ' 00 "	45	0	26.4	LF	4	12 ' 00 "	48	0	24.8	LF	2	23 ' 00 "	46	0	25.8	LF	1.5	30 ' 00 "	42	4	28.6	600a	536a	100a	1254a																					
			Alternates trips with 130 MIDDLEFIELD																	Alternates trips with 130 MIDDLEFIELD																																				
Saturday	9-Jan-10		Saturday early morning					Saturday morning					Saturday afternoon					Saturday early evening					Saturday late evening																																	
132 Scarborough Centre Stn – McLevin and Hupfield	19.81	LF	1.5	30 ' 00 "	45	0	26.4	LF	1.5	30 ' 00 "	45	0	26.4	LF	1.5	30 ' 00 "	45	0	26.4	LF	1.5	30 ' 00 "	42	4	28.6	LF	1.5	30 ' 00 "	42	4	28.6	600a	552a	100a	1254a																					
			Alternates trips with 130 MIDDLEFIELD																	Alternates trips with 130 MIDDLEFIELD																																				
Sunday	8-May-11		Sunday morning					Sunday afternoon					Sunday early evening																																											
132 Scarborough Centre Stn – McLevin and Hupfield	19.81							LF	1.5	30 ' 00 "	45	0	26.4	LF	1.5	30 ' 00 "	45	0	26.4	LF	1.5	30 ' 00 "	42	4	28.6							900a	852a	1000p	954p																					
			Alternates trips with 130 MIDDLEFIELD																	Alternates trips with 130 MIDDLEFIELD																																				
116 MORNINGSIDE	Egl																																																							
Monday to Friday	3-Sep-13		Monday-Friday morning peak period					Monday-Friday midday					Monday-Friday afternoon peak period					Monday-Friday early evening					Monday-Friday late evening																																	
116 Kennedy Stn – Finch	35.76	LF	18	6 ' 00 "	102	6	21.0	LF	11	9 ' 15 "	97	5	22.1	LF	21	5 ' 00 "	101	4	21.2	LF	13	7 ' 00 "	90	1	23.8	LF	8	10 ' 00 "	78	2	27.5	508a	500a	225a	257a																					
116A Kennedy Stn – Conlins Rd via Ellesmere/ 116E Kennedy Stn – Scarborough College and Conlins Rd Express	29.30	LF	5	16 ' 00 "	77	3	22.8	LF	3	24 ' 00 "	70	2	25.1	LF	5	15 ' 00 "	75	0	23.4	LF	3	22 ' 40 "	66	2	26.6						654a	556a	1005p	1022p																						
116B Kennedy Stn – Kingston Rd & Eglinton	10.0	LF	2	15 ' 00 "	29	1	20.7																									700a	900a																							
Combined/Average			25	3 ' 23 "				14	6 ' 40 "					26	3 ' 45 "					16	5 ' 21 "						8	10 ' 00 "																												
			Before Noon 116A operates WB and 116E operates EB. After Noon 116A operates EB and 116E operates WB																																																					
Saturday	7-Sep-13		Saturday early morning					Saturday morning					Saturday afternoon					Saturday early evening					Saturday late evening																																	
116 Kennedy Stn – Finch	35.76	LF	4	18 ' 30 "	74	0	29.0	LF	13	7 ' 00 "	89	2	24.1	LF	15	6 ' 00 "	90	0	23.8	LF	9	10 ' 00 "	83	7	25.9	LF	7	12 ' 00 "	80	4	26.8	540a	523a	225a	305a																					
Sunday	13-Oct-13		Sunday morning					Sunday afternoon					Sunday early evening					Sunday late evening																																						
116 Kennedy Stn – Finch	35.76	LF	13	7 ' 00 "	85	6	25.2	LF	13	7 ' 00 "	86	5	24.9	LF	8	10 ' 00 "	80	0	26.8	LF	5	17 ' 00 "	76	9	28.2						741a	750a	225a	300a																						
62 MORTIMER	Bir																																																							
Monday to Friday	17-Feb-09		Monday-Friday morning peak period					Monday-Friday midday					Monday-Friday afternoon peak period					Monday-Friday early evening					Monday-Friday late evening																																	
62 Broadview Stn – Main Street Stn	12.09	LF	3	15 ' 00 "	44	1	16.5	LF	2	22 ' 00 "	42	2	17.3	LF	3	15 ' 00 "	44	1	16.5	LF	2	20 ' 00 "	40	0	18.1	LF	1.5	30 ' 00 "	40	1	18.1	540a	553a	1255a	115a																					
			Alternates trips with 20 CLIFFSIDE																																																					
Saturday	14-May-11		Saturday early morning					Saturday morning					Saturday afternoon					Saturday early evening																																						
62 Broadview Stn – Main Street Stn	12.09	LF	2	20 ' 00 "	40	0	18.1	LF	2	22 ' 00 "	44	0	16.5	LF	2	22 ' 00 "	44	0	16.5	LF	2	20 ' 00 "	40	0	18.1						612a	552a	1000p	1000p																						
Sunday	8-May-11		Sunday morning					Sunday afternoon					Sunday early evening																																											
62 Broadview Stn – Main Street Stn	12.09							LF	2	20 ' 00 "	40	0	18.1	LF	3	15 ' 00 "	40	5	18.1	LF	1.34	30 ' 00 "	40	1	18.3						815a	835a	1000p	1020p																						
			Alternates trips with 20 CLIFFSIDE																																																					
171 MT DENNIS	MtD																																																							
Monday to Friday	6-Sep-11		Monday-Friday early morning					Monday-Friday midday					Monday-Friday afternoon peak period					Monday-Friday early evening					Monday-Friday late evening																																	
171 Mt Dennis – Jane & Weston	6.82	LF	1	20 ' 00 "	18	2	22.7	LF	1	20 ' 00 "	18	2	22.7	LF	1	20 ' 00 "	18	2	22.7	LF	1	20 ' 00 "	18	2	22.7	LF	1	20 ' 00 "	18	2	22.7	400a	409a	1120p	1134p																					
Saturday	26-Jun-10		Saturday early morning					Saturday midday					Saturday afternoon peak period					Saturday early evening					Saturday late evening																																	
171 Mt Dennis – Jane & Weston	6.82	LF	1	20 ' 00 "	18	2	22.7	LF	1	20 ' 00 "	18	2	22.7	LF	1	20 ' 00 "	18	2	22.7	LF	1	20 ' 00 "	18	2	22.7	LF	1	20 ' 00 "	18	2	22.7	400a	409a	1100p	1109p																					
Sunday	20-Jun-10		Sunday early morning					Sunday midday					Sunday afternoon peak period					Sunday early evening					Sunday late evening																																	
171 Mt Dennis – Jane & Weston	6.82	LF	1	20 ' 00 "	18	2	22.7	LF	1	20 ' 00 "	18	2	22.7	LF	1	20 ' 00 "	18	2	22.7	LF	1	20 ' 00 "	18	2	22.7	LF	1	20 ' 00 "	18	2	22.7	400a	409a	1120p	1134p																					



SERVICE SUMMARY

October 13 to November 23, 2013

Route	RT dist (km) and date of last change	Veh type	No. of Veh	Service interval	Run time (min)	Term time (min)	Avg spd (km/h)	Veh type	No. of Veh	Service interval	Run time (min)	Term time (min)	Avg spd (km/h)	Veh type	No. of Veh	Service interval	Run time (min)	Term time (min)	Avg spd (km/h)	Veh type	No. of Veh	Service interval	Run time (min)	Term time (min)	Avg spd (km/h)	Veh type	No. of Veh	Service interval	Run time (min)	Term time (min)	Avg spd (km/h)	First dep NB or WB	First dep SB or EB	Last dep NB or WB	Last dep SB or EB						
74 MT PLEASANT	Wil																																								
Monday to Friday	9-May-11		Monday-Friday morning peak period					Monday-Friday midday					Monday-Friday afternoon peak period																												
74 St Clair Stn – Eglinton	6.15	LF	2	15' 00"	30	0	12.3	LF	1	30' 00"	30	0	12.3	LF	2	18' 00"	36	0	10.3														615a	604a	715p	700p					
Saturday	14-May-11		Saturday early morning					Saturday morning					Saturday afternoon																												
74 St Clair Stn – Eglinton	6.15	LF	1	30' 00"	30	0	12.3	LF	1	30' 00"	30	0	12.3	LF	1	30' 00"	30	0	12.3															715a	700a	715p	700p				
Sunday	8-May-11		Sunday morning					Sunday afternoon																																	
74 St Clair Stn – Eglinton	6.15							LF	1	30' 00"	30	0	12.3	LF	1	30' 00"	30	0	12.3															915a	900a	715p	700p				
103 MT PLEASANT NORTH	Wil																																								
Monday to Friday	19-Nov-12		Monday-Friday morning peak period					Monday-Friday midday					Monday-Friday afternoon peak period					Monday-Friday early evening					Monday-Friday late evening																		
103 Eglinton Stn – Doncliffe	7.92	LF	2	20' 00"	36	4	13.2	LF	2	20' 00"	36	4	13.2	LF	2	20' 00"	36	4	13.2	LF	2	20' 00"	36	4	13.2	LF	2	20' 00"	36	4	13.2	LF	1	30' 00"	30	0	15.8	600a	620a	100a	115a
Saturday	24-Nov-12		Saturday early morning					Saturday morning					Saturday afternoon					Saturday early evening					Saturday late evening																		
103 Eglinton Stn – Doncliffe	7.92	LF	1	30' 00"	30	0	15.8	LF	2	20' 00"	36	4	13.2	LF	2	20' 00"	36	4	13.2	LF	1	30' 00"	30	0	15.8	LF	1	30' 00"	30	0	15.8	LF	1	30' 00"	30	0	15.8	545a	600a	100a	115a
Sunday	18-Nov-12		Sunday morning					Sunday afternoon					Sunday early evening																												
103 Eglinton Stn – Doncliffe	7.92							LF	2	20' 00"	36	4	13.2	LF	2	20' 00"	36	4	13.2	LF	1	30' 00"	30	0	15.8										830a	810a	1000p	945p			
133 NEILSON	Mal																																								
Monday to Friday	3-Sep-13		Monday-Friday morning peak period					Monday-Friday midday					Monday-Friday afternoon peak period					Monday-Friday early evening					Monday-Friday late evening																		
133 Scarborough Centre Stn – Morningside Heights	25.22	LF	8	9' 00"	70	2	21.6	LF	7	10' 00"	70	0	21.6	LF	11	7' 00"	74	3	20.4	LF	7	10' 00"	70	0	21.6	LF	5	13' 00"	65	0	23.3	LF	5	13' 00"	65	0	23.3	530a	459a	154a	127a
			SB/WB buses do not serve Centenary Hospital.					EB/NB buses do not serve Centenary Hospital.																																	
Saturday	7-Sep-13		Saturday early morning					Saturday morning					Saturday afternoon					Saturday early evening					Saturday late evening																		
133 Scarborough Centre Stn – Morningside Heights	25.22	LF	6	12' 00"	70	2	21.6	LF	7	10' 00"	70	0	21.6	LF	8	9' 00"	70	2	21.6	LF	7	10' 00"	70	0	21.6	LF	5	13' 00"	65	0	23.3	LF	5	13' 00"	65	0	23.3	542a	514a	102a	100a
Sunday	1-Sep-13		Sunday morning					Sunday afternoon					Sunday early evening					Sunday late evening																							
133 Scarborough Centre Stn – Morningside Heights	25.22							LF	5	12' 00"	60	0	25.2	LF	7	10' 00"	70	0	21.6	LF	5	13' 00"	60	5	25.2	LF	5	13' 00"	60	5	25.2	LF	5	13' 00"	60	5	25.2	900a	825a	104a	100a
			All buses serve Centenary Hospital in both directions except where noted.					Overnight service south of Finch provided by 321 YORK MILLS																																	
131 NUGGET	Mal																																								
Monday to Friday	3-Sep-13		Monday-Friday morning peak period					Monday-Friday midday					Monday-Friday afternoon peak period					Monday-Friday early evening					Monday-Friday late evening																		
131 Scarborough Centre Stn – Old Finch & Morningview	20.20							Lift	4	13' 30"	54	0	22.4							Lift	3	17' 00"	51	0	23.8	Lift	3	15' 00"	44	1	27.5						550a	518a	100a	1253a	
131E Kennedy Stn – Old Finch Express	33.46	Lift	12	7' 30"	90	0	22.3							Lift	11	8' 30"	93	1	21.6																			650a	605a	913a	835a
																																						306p	254p	622p	536p
Saturday	6-Apr-13		Saturday early morning					Saturday morning					Saturday afternoon					Saturday early evening					Saturday late evening																		
131 Scarborough Centre Stn – Old Finch & Morningview	20.20	Lift	3	18' 00"	54	0	22.4	Lift	3	18' 00"	54	0	22.4	Lift	3	18' 00"	54	0	22.4	Lift	3	15' 00"	44	1	27.5	Lift	2	22' 00"	44	0	27.5	Lift	2	22' 00"	44	0	27.5	630a	639a	100a	1238a
Sunday	27-Mar-11		Sunday morning					Sunday afternoon					Sunday early evening					Sunday late evening																							
131 Scarborough Centre Stn – Old Finch & Morningview	20.20							Lift	2	26' 00"	52	0	23.3	Lift	2	26' 00"	52	0	23.3	Lift	2	25' 00"	50	0	24.2	Lift	2	22' 00"	44	0	27.5	Lift	2	22' 00"	44	0	27.5	826a	800a	100a	1238a

Operates NB via Morningview before 3:00 pm, and NB via Littles after 3:00 pm.



SERVICE SUMMARY

October 13 to November 23, 2013

Route	RT dist (km) and date of last change	Veh type	No. of Veh	Service interval	Run time (min)	Term time (min)	Avg spd (km/h)	Veh type	No. of Veh	Service interval	Run time (min)	Term time (min)	Avg spd (km/h)	Veh type	No. of Veh	Service interval	Run time (min)	Term time (min)	Avg spd (km/h)	Veh type	No. of Veh	Service interval	Run time (min)	Term time (min)	Avg spd (km/h)	Veh type	No. of Veh	Service interval	Run time (min)	Term time (min)	Avg spd (km/h)	First dep NB or WB	First dep SB or EB	Last dep NB or WB	Last dep SB or EB	
72 PAPE	Bir	Temporary diversion until summer of 2013, westbound via Scott and Wellington, due to closure of The Esplanade between Scott and Yonge.																																		
Monday to Friday	15-Oct-13	Monday-Friday morning peak period							Monday-Friday midday							Monday-Friday afternoon peak period							Monday-Friday early evening							Monday-Friday late evening						
72 Pape Stn – Eastern	5.67	LF	2	14' 00 "	25	3	13.6	LF	3	8' 00 "	24	0	14.2	LF	2	13' 00 "	26	0	13.1	LF	3	8' 00 "	24	0	14.2	LF	1	26' 00 "	24	2	14.2	532a	539a	117a	104a	
72A Pape Stn – Union Stn via Commissioners	16.25	LF	5	14' 00 "	66	4	14.8	LF	2	24' 00 "	60	12	16.3	LF	5	13' 00 "	65	0	15.0	LF	2	24' 00 "	60	12	16.3	LF	2	26' 00 "	51	1	19.1	522a	449a	117a	117a	
Combined/Average			7	7' 00 "					5	8' 00 "					7	6' 30 "					5	8' 00 "					3	13' 00 "								
									Every 3rd 72 operates as a 72B																											
Saturday	19-Oct-13	Saturday early morning							Saturday morning							Saturday afternoon							Saturday early evening							Saturday late evening						
72 Pape Stn – Eastern	5.67	LF	1	24' 00 "	24	0	14.2	LF	4	7' 30 "	30	0	11.3	LF	4	7' 30 "	30	0	11.3	LF	1	24' 00 "	24	0	14.2	LF	1	26' 00 "	24	2	14.2	528a	513a	133a	119a	
72A Pape Stn – Union Stn via Commissioners	16.25	LF	2	24' 00 "	48	0	20.3	LF	2	22' 30 "	65	10	15.0	LF	2	22' 30 "	65	10	15.0	LF	3	24' 00 "	58	14	16.8	LF	2	26' 00 "	51	1	19.1	552a	528a	107a	106a	
Combined/Average			3	12' 00 "					6	7' 30 "					6	7' 30 "					4	12' 00 "					3	13' 00 "								
									Every 3rd 72 operates as a 72A																											
Sunday	13-Oct-13	Sunday early morning							Sunday morning							Sunday afternoon							Sunday early evening							Sunday late evening						
72 Pape Stn – Eastern	5.67	LF	1	24' 00 "	24	0	14.2	LF	3	10' 00 "	30	0	11.3	LF	3	10' 00 "	30	0	11.3	LF	2	12' 00 "	24	0	14.2	LF	2	12' 00 "	24	0	14.2	748a	736a	120a	108a	
72A Pape Stn – Union Stn via Commissioners	16.25	LF	2	24' 00 "	48	0	20.3	LF	1	30' 00 "	54	6	18.1	LF	1	30' 00 "	54	6	18.1	LF						LF							748a	748a	659p	656p
Combined/Average			3	12' 00 "					4	10' 00 "					4	10' 00 "					2	12' 00 "					2	12' 00 "								
									Every 3rd 72 operates as a 72A																											
402 PARKDALE COMMUNITY BUS	W-T																																			
Monday to Friday	2-Sep-97								Monday-Friday midday							Monday-Friday afternoon peak period																				
402 Queen Elizabeth Hospital – Dufferin Mall via Dufferin Stn								CB	1	75' 00 "	75	0		CB	1	75' 00 "	75	0															936a	1000a	436a	500p
65 PARLIAMENT	Bir																																			
Monday to Friday	3-Sep-13	Monday-Friday morning peak period							Monday-Friday midday							Monday-Friday afternoon peak period							Monday-Friday early evening							Monday-Friday late evening						
65 Castle Frank Stn – Esplanade	6.21	LF	2	16' 00 "	32	0	11.6	LF	2	16' 00 "	32	0	11.6	LF	4	9' 00 "	36	0	10.4	LF	2	16' 00 "	32	0	11.6	LF	1	30' 00 "	30	0	12.4	530a	515a	115a	100a	
Saturday	4-Apr-09	Saturday early morning							Saturday morning							Saturday afternoon							Saturday early evening							Saturday late evening						
65 Castle Frank Stn – Esplanade	6.21	LF	2	15' 00 "	30	0	12.4	LF	2	16' 00 "	32	0	11.6	LF	2	16' 00 "	32	0	11.6	LF	1	30' 00 "	30	0	12.4	LF	1	30' 00 "	30	0	12.4	545a	530a	115a	100a	
Sunday	28-Mar-10	Sunday morning							Sunday afternoon							Sunday early evening							Sunday late evening													
65 Castle Frank Stn – Esplanade	6.21							LF	1	30' 00 "	30	0	12.4	LF	2	15' 00 "	30	0	12.4	LF	1	30' 00 "	30	0	12.4	LF	1	30' 00 "	30	0	12.4	915a	900a	115a	100a	
67 PHARMACY	Egl																																			
Monday to Friday	19-Feb-13	Monday-Friday morning peak period							Monday-Friday midday							Monday-Friday afternoon peak period							Monday-Friday early evening							Monday-Friday late evening						
67 Victoria Park Stn – Ellesmere	17.93	LF	4	17' 00 "	64	4	16.8	LF	4	12' 00 "	48	0	22.4	LF	6	10' 00 "	60	0	17.9	LF	3	17' 00 "	51	0	21.1	LF	2	20' 00 "	40	0	26.9	516a	537a	110a	1250a	
67A Victoria Park Stn – Eglinton	9.32	LF	2	17' 00 "	34	0	16.4																									601a	535a	851a	851a	
Combined/Average			6	8' 30 "					4	12' 00 "					6	10' 00 "					3	17' 00 "					2	20' 00 "								
Saturday	13-Oct-12	Saturday early morning							Saturday morning							Saturday afternoon							Saturday early evening							Saturday late evening						
67 Victoria Park Stn – Ellesmere	17.93	LF	3	15' 00 "	40	5	26.9	LF	4	15' 00 "	55	5	19.6	LF	4	15' 00 "	55	5	19.6	LF	2	20' 00 "	40	0	26.9	LF	2	20' 00 "	40	0	26.9	516a	540a	100a	1240a	
Sunday	7-Oct-12	Sunday morning							Sunday afternoon							Sunday early evening							Sunday late evening													
67 Victoria Park Stn – Ellesmere	17.93							LF	2	20' 00 "	40	0	26.9	LF	3	17' 00 "	50	1	21.5	LF	2	20' 00 "	40	0	26.9	LF	2	20' 00 "	40	0	26.9	920a	940a	100a	1240a	



SERVICE SUMMARY

October 13 to November 23, 2013

Route	RT dist (km) and date of last change	Veh type	No. of Veh	Service interval	Run time (min)	Term (min)	Avg spd (km/h)	Veh type	No. of Veh	Service interval	Run time (min)	Term (min)	Avg spd (km/h)	Veh type	No. of Veh	Service interval	Run time (min)	Term (min)	Avg spd (km/h)	Veh type	No. of Veh	Service interval	Run time (min)	Term (min)	Avg spd (km/h)	Veh type	No. of Veh	Service interval	Run time (min)	Term (min)	Avg spd (km/h)	First dep NB or WB	First dep SB or EB	Last dep NB or WB	Last dep SB or EB																						
167 PHARMACY NORTH	Bir																																																								
Monday to Friday	9-May-11	Monday-Friday morning peak period							Monday-Friday midday							Monday-Friday afternoon peak period																																									
167 Don Mills Stn – Steeles	21.24	LF	2	24 ' 00 "	45	3	28.3	LF	1.5	30 ' 00 "	45	0	28.3	LF	2	24 ' 00 "	48	0	26.6										558a	535a	711p	712p																									
																													Alternates trips with 24A VICTORIA PARK																												
Saturday	14-May-11	Saturday early morning							Saturday morning							Saturday afternoon																																									
167A Don Mills Stn – Steeles via Consumers	20.14	LF	2	30 ' 00 "	51	9	23.7	LF	2	30 ' 00 "	51	9	23.7	LF	2	30 ' 00 "	51	9	23.7										540a	540a	710p	705a																									
66 PRINCE EDWARD	Qsy																																																								
Monday to Friday	3-Sep-13	Monday-Friday morning peak period							Monday-Friday midday							Monday-Friday afternoon peak period							Monday-Friday early evening							Monday-Friday late evening																											
66A Old Mill Stn – Humber	9.75	LF	1.7	17 ' 00 "	26	3	22.5	LF	2	15 ' 00 "	24	6	24.4	LF	1.7	20 ' 00 "	30	4	19.5	LF	2	15 ' 00 "	24	6	24.4	LF	1	30 ' 00 "	24	6	24.4	520a	604a	1248a	100a																						
66D Old Mill Stn – Lake Shore	10.19	LF	2.3	17 ' 00 "	34	5	18.0	LF	1	30 ' 00 "	30	0	20.4	LF	2.3	20 ' 00 "	38	8	16.1	LF	1	30 ' 00 "	30	0	20.4	LF	1	30 ' 00 "	30	0	20.4	550a	556a	100a	115a																						
Combined/Average		4							3							4							3							2																											
Saturday	24-Oct-09	Saturday early morning							Saturday morning							Saturday afternoon							Saturday early evening							Saturday late evening																											
66A Old Mill Stn – Humber	9.75	LF	1	30 ' 00 "	22	8	26.6	LF	2	15 ' 00 "	24	6	24.4	LF	2	15 ' 00 "	24	6	24.4	LF	2	15 ' 00 "	24	6	24.4	LF	1	30 ' 00 "	22	8	26.6	600a	615a	1245a	100a																						
66D Old Mill Stn – Lake Shore	10.19	LF	1	30 ' 00 "	28	2	21.8	LF	1	30 ' 00 "	30	0	20.4	LF	1	30 ' 00 "	30	0	20.4	LF	1	30 ' 00 "	30	0	20.4	LF	1	30 ' 00 "	28	2	21.8	614a	630a	1259a	115a																						
Combined/Average		2							3							3							3							2																											
Sunday	18-Oct-09	Sunday morning							Sunday afternoon							Sunday early evening							Sunday late evening																																		
66A Old Mill Stn – Humber	9.75	LF	1.5	20 ' 00 "	24	6	24.4	LF	1.5	20 ' 00 "	24	6	24.4	LF	1	30 ' 00 "	24	6	24.4	LF	1	30 ' 00 "	24	6	24.4	LF	1	30 ' 00 "	22	8	26.6	845a	900a	1245a	100a																						
66D Old Mill Stn – Lake Shore	10.19	LF	1.5	20 ' 00 "	30	0	20.4	LF	1.5	20 ' 00 "	30	0	20.4	LF	1	30 ' 00 "	28	2	21.8	LF	1	30 ' 00 "	28	2	21.8	LF	1	30 ' 00 "	28	2	21.8	858a	910a	1259a	115a																						
Combined/Average		3							3							2							2																																		
134 PROGRESS	Mal																																																								
Monday to Friday	15-Oct-13	Monday-Friday morning peak period							Monday-Friday midday							Monday-Friday afternoon peak period							Monday-Friday early evening							Monday-Friday late evening																											
134 Scarborough Centre Stn – Finch	18.05	LF	3	20 ' 00 "	51	9	21.2								LF	2	22 ' 00 "	44	0	24.6	LF	2	22 ' 00 "	44	0	24.6	940a	515a	119a	119a																											
134B Scarborough Centre Stn – McNicoll	21.26	LF	3	20 ' 00 "	60	0	21.3								LF	3	20 ' 00 "	60	0	21.3										540a	305p	920a	645p																								
134C Scarborough Centre Stn – Centennial College	7.91	LF	4	6 ' 00 "	24	0	19.8	LF	3	8 ' 40 "	24	2	19.8	LF	4	6 ' 30 "	26	0	18.3	LF	1	22 ' 00 "	20	2	23.7	LF	1	22 ' 00 "	20	2	23.7	655a	700a	1056p	1108p																						
Combined/Average		7							6							7							3							3																											
Saturday	14-May-11	Saturday early morning							Saturday morning							Saturday afternoon							Saturday early evening							Saturday late evening																											
134 Scarborough Centre Stn – Finch	18.05	LF	2	22 ' 00 "	44	0	24.6	LF	3	15 ' 00 "	45	0	24.1	LF	3	15 ' 00 "	45	0	24.1	LF	2	22 ' 00 "	44	0	24.6	LF	2	22 ' 00 "	44	0	24.6	608a	534a	118a	118a																						
134C Scarborough Centre Stn – Centennial College	7.91	LF	1	22 ' 00 "	22	0	21.6	LF	1	30 ' 00 "	24	6	19.8	LF	1	30 ' 00 "	24	6	19.8										749a	800a	625p	643p																									
Combined/Average		3							4							4							2							2																											
Sunday	8-May-11	Sunday morning							Sunday afternoon							Sunday evening							Sunday late evening																																		
134 Scarborough Centre Stn – Finch	18.05	LF	2	22 ' 00 "	44	0	24.6	LF	2	22 ' 00 "	44	0	24.6	LF	2	22 ' 00 "	44	0	24.6	LF	1.5	30 ' 00 "	44	1	24.6	840a	818a	100a	1252a																												
																													Alternates trips with 130 MIDDLEFIELD																												



SERVICE SUMMARY

October 13 to November 23, 2013

Route	RT dist (km) and date of last change	Veh type	No. of Veh	Service interval	Run time (min)	Term time (min)	Avg spd (km/h)	Veh type	No. of Veh	Service interval	Run time (min)	Term time (min)	Avg spd (km/h)	Veh type	No. of Veh	Service interval	Run time (min)	Term time (min)	Avg spd (km/h)	Veh type	No. of Veh	Service interval	Run time (min)	Term time (min)	Avg spd (km/h)	Veh type	No. of Veh	Service interval	Run time (min)	Term time (min)	Avg spd (km/h)	First dep NB or WB	First dep SB or EB	Last dep NB or WB	Last dep SB or EB																									
501 QUEEN	Ron/Rus /Qsy	During TTC platform rehabilitation on Lake Shore Blvd., streetcars run west to Humber, and a bus service is operated between Long Branch and Humber.																																																										
Monday to Friday	15-Oct-13	Monday-Friday morning peak period								Monday-Friday midday				Monday-Friday afternoon peak period				Monday-Friday early evening				Monday-Friday late evening																																						
501 Humber – Neville Park	33.31	ALRV	26	5 ' 10 "	130	5	15.4	ALRV	24	6 ' 00 "	136	8	14.7	ALRV	29	5 ' 00 "	138	8	14.5	ALRV	26	5 ' 30 "	136	7	14.7	ALRV	14	9 ' 00 "	116	10	17.2	457a	512a	1244a	107a																									
501 Long Branch – Humber	17.53	LF	9	6 ' 15 "	54	3	19.6	LF	8	7 ' 15 "	53	5	19.8	LF	9	6 ' 40 "	57	3	18.5	LF	7	8 ' 00 "	53	3	19.8	LF	5	10 ' 00 "	48	2	21.9	502a	511a	139a	113a																									
501 Humber – Parliament	22.8	CLRV	5	trippers																																																								
Saturday	19-Oct-13	Saturday early morning								Saturday morning				Saturday afternoon				Saturday early evening				Saturday late evening																																						
501 Humber – Neville Park	33.31	ALRV	16	7 ' 30 "	110	10	18.2	ALRV	20	6 ' 45 "	126	9	15.9	ALRV	30	5 ' 00 "	136	14	14.7	ALRV	18	7 ' 30 "	122	13	16.4	ALRV	13	9 ' 00 "	115	2	17.4	457a	500a	1257a	100a																									
501 Long Branch – Humber	17.53	LF	6	9 ' 00 "	49	5	21.5	LF	7	8 ' 30 "	54	6	19.5	LF	9	7 ' 00 "	58	5	18.1	LF	7	8 ' 00 "	52	4	20.2	LF	5	10 ' 00 "	48	2	21.9	503a	530a	139a	113a																									
Sunday	13-Oct-13	Sunday early morning								Sunday morning				Sunday afternoon				Sunday early evening				Sunday late evening																																						
501 Humber – Neville Park	33.31	ALRV	12	10 ' 00 "	110	10	18.2	ALRV	14	9 ' 30 "	120	13	16.7	ALRV	22	6 ' 00 "	126	6	15.9	ALRV	14	9 ' 00 "	122	4	16.4	ALRV	12	9 ' 30 "	112	2	17.8	457a	505a	1251a	102a																									
501 Long Branch – Humber	17.53	LF	5	10 ' 00 "	48	2	21.9	LF	5	10 ' 00 "	48	2	21.9	LF	7	8 ' 30 "	54	6	19.5	LF	6	9 ' 30 "	52	5	20.2	LF	5	10 ' 00 "	48	2	21.9	506a	509a	139a	113a																									
301 QUEEN	Ron/Rus /Qsy	During TTC platform rehabilitation on Lake Shore Blvd., streetcars run west to Humber, and a bus service is operated between Long Branch and Humber.																																																										
Overnight	13-Oct-13	Monday-Friday overnight								Saturday overnight				Sunday overnight																																														
501 Humber – Neville Park	33.31	ALRV	4	30 ' 00 "	100	20	20.0	ALRV	4	30 ' 00 "	100	20	20.0	ALRV	4	30 ' 00 "	100	20	20.0																																									
501 Long Branch – Humber	17.53	LF	2	30 ' 00 "	40	20	26.3	LF	2	30 ' 00 "	40	20	26.3	LF	2	30 ' 00 "	40	20	26.3																																									
80 QUEENSWAY	Qsy																																																											
Monday to Friday	4-Sep-12	Monday-Friday morning peak period								Monday-Friday midday				Monday-Friday afternoon peak period				Monday-Friday early evening				Monday-Friday late evening																																						
80 Sherway – Keele Stn via Parkside Dr	26.25	LF	3	30 ' 00 "	75	15	21.0	LF	3	24 ' 00 "	69	3	22.8	LF	3	30 ' 00 "	78	12	20.2	LF	2	30 ' 00 "	56	4	28.1																																			
80B Sherway – Humber	15.93																																LF	1	30 ' 00 "	30	0	31.9																						
Saturday	8-Sep-12	Saturday early morning								Saturday morning				Saturday afternoon				Saturday early evening																																										
80 Sherway – Keele Stn via Parkside Dr	26.25	LF	2	30 ' 00 "	56	4	28.1	LF	3	24 ' 00 "	70	2	22.5	LF	3	24 ' 00 "	70	2	22.5	LF	2	30 ' 00 "	56	4	28.1																																			
Sunday	23-Jun-13									Sunday morning				Sunday afternoon				Sunday early evening																																										
80B Sherway – Humber	15.93																																LF	2	20 ' 00 "	35	5	27.3	LF	2	22 ' 00 "	40	4	23.9	LF	2	20 ' 00 "	35	5	27.3										
109 RANEE	Wil	During TTC construction at Lawrence West Station, buses serve station from the street.																																																										
Monday to Friday	3-Sep-13	Monday-Friday morning peak period								Monday-Friday midday				Monday-Friday afternoon peak period				Monday-Friday early evening				Monday-Friday late evening																																						
109B Eglinton West Stn-Neptune via Marlee and Flemington	14.29	LF	1.5	34 ' 00 "	51	0	16.8	LF	1.5	30 ' 00 "	45	0	19.1	LF	2.5	24 ' 00 "	56	4	15.3	LF	1	45 ' 00 "	45	0	19.1	LF	1	45 ' 00 "	45	0	19.1	627a	557a	115a	1253a																									
109C Eglinton West Stn-Neptune via Marlee and Varna	13.08	LF	1.5	34 ' 00 "	51	0	15.4	LF	1.5	30 ' 00 "	45	0	17.4	LF	2.5	24 ' 00 "	56	4	14.0	LF	1	45 ' 00 "	45	0	17.4	LF	1	45 ' 00 "	45	0	17.4	610a	621a	1252a	1230a																									
Combined/Average																																	3	17 ' 00 "	3	15 ' 00 "	5	12 ' 00 "	2	22 ' 30 "	2	22 ' 30 "																		
Saturday	10-Aug-13	Saturday early morning								Saturday morning				Saturday afternoon				Saturday early evening				Saturday late evening																																						
109B Eglinton West Stn-Neptune via Marlee and Flemington	14.29	LF	1.5	30 ' 00 "	45	0	19.1	LF	1.5	34 ' 00 "	51	0	16.8	LF	1.5	34 ' 00 "	51	0	16.8	LF	1	45 ' 00 "	45	0	19.1	LF	1	45 ' 00 "	45	0	19.1	637a	645a	1237a	1238a																									
109C Eglinton West Stn-Neptune via Marlee and Varna	13.08	LF	1.5	30 ' 00 "	45	0	17.4	LF	1.5	34 ' 00 "	51	0	15.4	LF	1.5	34 ' 00 "	51	0	15.4	LF	1	45 ' 00 "	45	0	17.4	LF	1	45 ' 00 "	45	0	17.4	622a	700a	100a	1215a																									
Combined/Average																																	3	15 ' 00 "	3	17 ' 00 "	3	17 ' 00 "	2	22 ' 30 "	2	22 ' 30 "																		
Sunday	4-Aug-13									Sunday morning				Sunday afternoon				Sunday early evening				Sunday late evening																																						
109B Eglinton West Stn-Neptune via Marlee and Flemington	14.29																																LF	1	40 ' 00 "	40	0	21.4	LF	1.5	34 ' 00 "	51	0	16.8	LF	1	45 ' 00 "	45	0	19.1	LF	1	45 ' 00 "	45	0	19.1	900a	840a	1237a	1238a
109C Eglinton West Stn-Neptune via Marlee and Varna	13.08																																LF	1	40 ' 00 "	40	0	19.6	LF	1.5	34 ' 00 "	51	0	15.4	LF	1	45 ' 00 "	45	0	17.4	LF	1	45 ' 00 "	45	0	17.4	920a	900a	100a	1215a
Combined/Average																																	2	20 ' 00 "	3	17 ' 00 "	2	22 ' 30 "	2	22 ' 30 "	2	22 ' 30 "																		



SERVICE SUMMARY

October 13 to November 23, 2013

Route	RT dist (km) and date of last change	Veh			Run time (min)	Term time (min)	Avg spd (km/h)	Veh			Run time (min)	Term time (min)	Avg spd (km/h)	Veh			Run time (min)	Term time (min)	Avg spd (km/h)	Veh			Run time (min)	Term time (min)	Avg spd (km/h)	Veh	No. of Veh	Service interval	Run time (min)	Term time (min)	Avg spd (km/h)	First dep NB or WB	First dep SB or EB	Last dep NB or WB	Last dep SB or EB
		type	No. of Veh	Service interval				type	No. of Veh	Service interval				type	No. of Veh	Service interval				type	No. of Veh	Service interval													
48 RATHBURN	Qsy																																		
Monday to Friday	3-Sep-13	Monday-Friday morning peak period					Monday-Friday midday					Monday-Friday afternoon peak period					Monday-Friday early evening					Monday-Friday late evening													
48 Royal York Stn – Mill Rd	17.36	LF	4	11 ' 00 "	44	0	23.7	LF	2	22 ' 00 "	42	2	24.8	LF	4	12 ' 00 "	45	3	23.1	LF	1.5	30 ' 00 "	40	5	26.0	LF	1.5	30 ' 00 "	40	5	26.0	540a	520a	100a	1250a
		Alternates trips with 15 EVANS																																	
Saturday	21-Feb-09	Saturday early morning					Saturday morning					Saturday afternoon					Saturday early evening					Saturday late evening													
48 Royal York Stn – Mill Rd	17.36	LF	1.5	30 ' 00 "	40	5	26.0	LF	1.5	30 ' 00 "	45	0	23.1	LF	1.5	30 ' 00 "	45	0	23.1	LF	1.5	30 ' 00 "	40	5	26.0	LF	1.5	30 ' 00 "	40	5	26.0	610a	610a	115a	1235a
		Alternates trips with 15 EVANS																																	
Sunday	8-May-11	Sunday morning					Sunday afternoon					Sunday early evening					Sunday late evening																		
48 Royal York Stn – Mill Rd	17.36	LF	1.5	30 ' 00 "	45	0	23.1	LF	1.5	30 ' 00 "	45	0	23.1	LF	1.5	30 ' 00 "	44	1	23.7	LF	1.34	30 ' 00 "	40	0	26.0	LF	1.34	30 ' 00 "	40	0	26.0	844a	818a	100a	1242a
		Alternates trips with 15 EVANS																																	
161 ROGERS RD	MtD																																		
Monday to Friday	3-Sep-13	Monday-Friday morning peak period					Monday-Friday midday					Monday-Friday afternoon peak period					Monday-Friday early evening					Monday-Friday late evening													
161 Ossington Stn – Jane	17.90	LF	7	10 ' 20 "	72	1	15.0	LF	4	17 ' 00 "	68	0	15.8	LF	7	10 ' 45 "	75	1	14.4	LF	5	12 ' 00 "	60	0	17.9	LF	3	20 ' 00 "	60	0	17.9	534a	508a	140a	110a
Saturday	27-Jun-09	Saturday early morning					Saturday morning					Saturday afternoon					Saturday early evening					Saturday late evening													
161 Ossington Stn – Jane	17.90	LF	5	13 ' 00 "	64	1	16.8	LF	6	12 ' 00 "	68	4	15.8	LF	6	12 ' 00 "	68	4	15.8	LF	4	15 ' 00 "	60	0	17.9	LF	3	20 ' 00 "	60	0	17.9	530a	526a	120a	110a
Sunday	21-Jun-09	Sunday early morning					Sunday morning					Sunday afternoon					Sunday early evening					Sunday late evening													
161 Ossington Stn – Jane	17.90	LF	3	20 ' 00 "	60	0	17.9	LF	4	16 ' 00 "	64	0	16.8	LF	5	15 ' 00 "	68	7	15.8	LF	3	20 ' 00 "	60	0	17.9	LF	3	20 ' 00 "	60	0	17.9	550a	600a	120a	110a
82 ROSEDALE	Wil																																		
Monday to Friday	15-Oct-07	Monday-Friday morning peak period					Monday-Friday midday					Monday-Friday afternoon peak period					Monday-Friday early evening					Monday-Friday late evening													
82 Rosedale Stn – Summerhill	5.42	LF	1	20 ' 00 "	20	0	16.3	LF	1	20 ' 00 "	20	0	16.3	LF	1	20 ' 00 "	20	0	16.3	LF	1	20 ' 00 "	20	0	16.3	LF	0.5	30 ' 00 "	16	0	20.3	625a	615a	1212a	1220a
		Alternates trips with 75 SHERBOURNE																																	
Saturday	20-Oct-07	Saturday early morning					Saturday morning					Saturday afternoon					Saturday early evening					Saturday late evening													
82 Rosedale Stn – Summerhill	5.42	LF	1	20 ' 00 "	20	0	16.3	LF	1	20 ' 00 "	20	0	16.3	LF	1	20 ' 00 "	20	0	16.3	LF	0.5	30 ' 00 "	16	0	20.3	LF	0.5	30 ' 00 "	16	0	20.3	710a	720a	1212a	1220a
		Alternates trips with 75 SHERBOURNE																																	
Sunday	14-Oct-07	Sunday morning					Sunday afternoon					Sunday early evening					Sunday late evening																		
82 Rosedale Stn – Summerhill	5.42	LF	0.5	30 ' 00 "	16	0	20.3	LF	0.5	30 ' 00 "	16	0	20.3	LF	0.5	30 ' 00 "	16	0	20.3	LF	0.5	30 ' 00 "	16	0	20.3	LF	0.5	30 ' 00 "	16	0	20.3	912a	920a	1212a	1220a
		Alternates trips with 75 SHERBOURNE																																	



SERVICE SUMMARY

October 13 to November 23, 2013

Route	RT dist (km) and date of last change	Veh type	No. of Veh	Service interval	Run time (min)	Term time (min)	Avg spd (km/h)	Veh type	No. of Veh	Service interval	Run time (min)	Term time (min)	Avg spd (km/h)	Veh type	No. of Veh	Service interval	Run time (min)	Term time (min)	Avg spd (km/h)	Veh type	No. of Veh	Service interval	Run time (min)	Term time (min)	Avg spd (km/h)	Veh type	No. of Veh	Service interval	Run time (min)	Term time (min)	Avg spd (km/h)	First dep NB or WB	First dep SB or EB	Last dep NB or WB	Last dep SB or EB			
																																				Monday-Friday morning peak period	Monday-Friday midday	Monday-Friday afternoon peak period
73 ROYAL YORK	Qsy	Running time increase on the 73C branch for Metrolinx Georgetown South Corridor railway bridge construction on Weston Road north of St. Phillips.																																				
Monday to Friday	3-Sep-13																																					
73A Royal York Stn – Dixon Rd	12.65	LF	3	15 ' 00 "	33	12	23.0							LF	2	20 ' 00 "	32	8	23.7															545a	613a	815a	843a	
73B Royal York Stn – Eglinton & La Rose Ave	9.33	LF	1	30 ' 00 "	26	4	21.5	LF	1	30 ' 00 "	26	4	21.5	LF	1	30 ' 00 "	27	3	20.7															247p	310p	707p	730p	
73C Royal York Stn – Claireport via Albion Rd	34.46	LF	7	15 ' 00 "	93	12	22.2	LF	6	15 ' 00 "	89	1	23.2	LF	6	20 ' 00 "	103	17	20.1	LF	5	18 ' 00 "	90	0	23.0	LF	4	20 ' 00 "	80	0	25.8			510a	450a	100a	1243a	
Combined/Average			11	6 ' 00 "					7	10 ' 00 "					9	7 ' 30 "					5	18 ' 00 "						4	20 ' 00 "									
Saturday	12-May-12	Saturday early morning																																				
73B Royal York Stn – Eglinton & La Rose Ave	9.33	LF	1	30 ' 00 "	24	6	23.3	LF	1	30 ' 00 "	24	6	23.3	LF	1	30 ' 00 "	24	6	23.3															644a	657a	714p	727p	
73C Royal York Stn – Claireport via Albion Rd	34.46	LF	5	15 ' 00 "	75	0	27.6	LF	7	13 ' 00 "	89	2	23.2	LF	7	13 ' 00 "	89	2	23.2	LF	4	20 ' 00 "	80	0	25.8	LF	3	30 ' 00 "	80	10	25.8			515a	534a	100a	1243a	
Combined/Average			6	10 ' 00 "					8	9 ' 04 "					8	9 ' 04 "					4	20 ' 00 "						3	30 ' 00 "									
Sunday	6-May-12	Sunday morning																																				
73B Royal York Stn – Eglinton & La Rose Ave	9.33							LF	1	30 ' 00 "	24	6	23.3	LF	1	30 ' 00 "	24	6	23.3															844a	857a	714a	727a	
73C Royal York Stn – Claireport via Albion Rd	34.46							LF	5	18 ' 00 "	89	1	23.2	LF	5	18 ' 00 "	89	1	23.2	LF	3	30 ' 00 "	80	10	25.8	LF	2.67	30 ' 00 "	80	0	25.8			800a	747a	102a	1242a	
Combined/Average									6	11 ' 15 "					6	11 ' 15 "					3	30 ' 00 "						2.67	30 ' 00 "									
Alternates trips with 48 Rathburn																																						
76 ROYAL YORK SOUTH	Qsy																																					
Monday to Friday	15-Oct-13	Monday-Friday morning peak period																																				
76 Royal York Stn – Lake Shore	10.84	LF	8	4 ' 30 "	34	2	19.1	LF	4	9 ' 00 "	34	2	19.1	LF	8	5 ' 00 "	36	4	18.1	LF	2	15 ' 00 "	29	1	22.4	LF	2	15 ' 00 "	28	2	23.2			510a	524a	206a	220a	
76B Royal York Stn – Queensway and Grand Ave	6.44	LF	1	30 ' 00 "	26	4	14.9	LF	1	30 ' 00 "	26	4	14.9	LF	1	30 ' 00 "	26	4	14.9	LF	1	30 ' 00 "	26	4	14.9									654a	707a	954p	1007p	
76S Royal York Stn – Queensway	5.18	LF	Four Trips							Four Trips											Four Trips														754a	746a	832a	842a
Combined/Average			9	3 ' 55 "					5	6 ' 55 "					9	4 ' 17 "					3	10 ' 00 "						2	15 ' 00 "									
Saturday	13-Oct-12	Saturday early morning																																				
76 Royal York Stn – Lake Shore	10.84	LF	2	15 ' 00 "	30	0	21.7	LF	4	9 ' 00 "	33	3	19.7	LF	4	9 ' 00 "	33	3	19.7	LF	2	15 ' 00 "	29	1	22.4	LF	2	15 ' 00 "	28	2	23.2			602a	600a	101a	115a	
Sunday	7-Oct-12	Sunday morning																																				
76 Royal York Stn – Lake Shore	10.84							LF	3	10 ' 00 "	30	0	21.7	LF	3	10 ' 00 "	30	0	21.7	LF	3	10 ' 00 "	29	1	22.4	LF	2	15 ' 00 "	28	2	23.2			817a	830a	101a	115a	
71 RUNNYMEDE	MtD																																					
Monday to Friday	3-Sep-13	Monday-Friday morning peak period																																				
71 Runnymede Stn-St Clair	6.63	LF	1.5	20 ' 00 "	23	7	17.3	LF	1	24 ' 00 "	21	3	18.9	LF	1.4	22 ' 00 "	23	8	17.3	LF	1	22 ' 00 "	19	3	20.9	LF	1	20 ' 00 "	17	3	23.4			533a	545a	100a	115a	
71B Runnymede Stn-Industry St	12.87	LF	2.5	20 ' 00 "	46	4	16.8	LF	2	24 ' 00 "	42	6	18.4	LF	2.4	22 ' 00 "	48	5	16.1	LF	2	22 ' 00 "	40	4	19.3	LF	2	20 ' 00 "	38	2	20.3			523a	541a	110a	1248a	
Combined/Average			4	10 ' 00 "					3	12 ' 00 "					3.8	11 ' 00 "					3	11 ' 00 "						3	10 ' 00 "									
Alternates trips with 77 SWANSEA																																						
Saturday	8-Sep-12	Saturday morning																																				
71 Runnymede Stn-St Clair	6.63	LF	1	24 ' 00 "	17	7	23.4	LF	1.5	24 ' 00 "	30	6	13.3	LF	2	16 ' 00 "	30	2	13.3	LF	1	24 ' 00 "	19	5	20.9	LF	1	20 ' 00 "	17	3	23.4			553a	607a	100a	115a	
71B Runnymede Stn-Industry St	12.87	LF	2	24 ' 00 "	40	8	19.3	LF	2.5	24 ' 00 "	46	14	16.8	LF	3	16 ' 00 "	46	2	16.8	LF	2	24 ' 00 "	40	8	19.3	LF	2	20 ' 00 "	38	2	20.3			606a	604a	110a	1248a	
Combined/Average			3	12 ' 00 "					4	12 ' 00 "					5	8 ' 00 "					3	12 ' 00 "						3	10 ' 00 "									
Sunday	4-Sep-10	Sunday morning																																				
71 Runnymede Stn-St Clair	6.63	LF	1	24 ' 00 "	20	4	19.9	LF	1	24 ' 00 "	20	4	19.9	LF	1	24 ' 00 "	22	2	18.1	LF	1	20 ' 00 "	19	1	20.9	LF	1	20 ' 00 "	17	3	23.4			819a	830a	100a	115a	
71B Runnymede Stn-Industry St	12.87	LF	2	24 ' 00 "	40	8	19.3	LF	2	24 ' 00 "	40	8	19.3	LF	2	24 ' 00 "	44	4	17.6	LF	2	20 ' 00 "	40	0	19.3	LF	2	20 ' 00 "	38	2	20.3			832a	807a	110a	1248a	
Combined/Average			3	12 ' 00 "					3	12 ' 00 "					3	12 ' 00 "					3	10 ' 00 "						3	10 ' 00 "									



SERVICE SUMMARY

October 13 to November 23, 2013

Route	RT dist (km) and date of last change	Veh type	No. of Veh	Service interval	Run time (min)	Term time (min)	Avg spd (km/h)	Veh type	No. of Veh	Service interval	Run time (min)	Term time (min)	Avg spd (km/h)	Veh type	No. of Veh	Service interval	Run time (min)	Term time (min)	Avg spd (km/h)	Veh type	No. of Veh	Service interval	Run time (min)	Term time (min)	Avg spd (km/h)	Veh type	No. of Veh	Service interval	Run time (min)	Term time (min)	Avg spd (km/h)	First dep NB or WB	First dep SB or EB	Last dep NB or WB	Last dep SB or EB						
78 ST ANDREWS	Wil																																								
Monday to Friday	7-Sep-10		Monday-Friday morning peak period					Monday-Friday midday					Monday-Friday afternoon peak period					Monday-Friday early evening					Monday-Friday late evening																		
78 York Mills Stn – Bayview	9.64	LF	3	10'00"	30	0	19.3	LF	1	30'00"	30	0	19.3	LF	2	15'00"	30	0	19.3	LF	1	30'00"	30	0	19.3	LF	1	30'00"	30	0	19.3	615a	630a	100a	1245a						
Saturday	11-Sep-10		Saturday early morning					Saturday morning					Saturday afternoon					Saturday early evening					Saturday late evening																		
78 York Mills Stn – Bayview	9.64	LF	1	30'00"	30	0	19.3	LF	1	30'00"	30	0	19.3	LF	1	30'00"	30	0	19.3	LF	1	30'00"	30	0	19.3	LF	1	30'00"	30	0	19.3	615a	630a	100a	1245a						
Sunday	5-Sep-10		Sunday morning					Sunday afternoon					Sunday early evening					Sunday late evening																							
78 York Mills Stn – Bayview	9.64							LF	1	30'00"	30	0	19.3	LF	1	30'00"	30	0	19.3	LF	1	30'00"	30	0	19.3	LF	1	30'00"	30	0	19.3	845a	900a	1245a	100a						
512 ST CLAIR	Ron	A City of Toronto water project on Bathurst will prevent 512 St. Clair streetcars from travelling to and from Roncesvalles Carhouse between 7 a.m. to 6 p.m. Monday through Saturday.																																							
Monday to Friday	15-Oct-13		Monday-Friday morning peak period					Monday-Friday midday					Monday-Friday afternoon peak period					Monday-Friday early evening					Monday-Friday late evening																		
512 Keele – St Clair Stn	13.99	CLRV	25	2'30"	56	7	15.0	CLRV	25	2'30"	56	7	15.0	CLRV	25	2'30"	58	5	14.5	CLRV	10	6'00"	56	4	15.0	CLRV	7	7'45"	52	3	16.2	510a	500a	200a	150a						
Saturday	7-Sep-13		Saturday early morning					Saturday morning					Saturday afternoon					Saturday early evening					Saturday late evening																		
512 Keele – St Clair Stn	13.99	CLRV	16	3'15"	50	2	16.8	CLRV	16	4'00"	56	8	15.0	CLRV	16	4'00"	58	6	14.5	CLRV	9	6'30"	54	5	15.5	CLRV	6	9'00"	52	2	16.1	511a	500a	201a	150a						
Sunday	13-Oct-13		Sunday early morning					Sunday morning					Sunday afternoon					Sunday early evening					Sunday late evening																		
512 Keele – St Clair Stn	13.99	CLRV	5	10'00"	48	2	17.5	CLRV	8	7'30"	56	4	15.0	CLRV	11	5'45"	58	6	14.5	CLRV	7	8'00"	54	2	15.5	CLRV	6	9'00"	52	2	16.1	520a	457a	201a	151a						
312 ST CLAIR	Arw																																								
Overnight, 7 days a week	20-Jun-10		Monday-Friday overnight					Saturday overnight					Sunday overnight																												
312 Jane Stn – St Clair Stn	21.71	LF	2	30'00"	60	0	21.7	LF	2	30'00"	60	0	21.7	LF	2	30'00"	60	0	21.7																						
86 SCARBOROUGH	Egl																																								
Monday to Friday	15-Oct-13		Monday-Friday morning peak period					Monday-Friday midday					Monday-Friday afternoon peak period					Monday-Friday early evening					Monday-Friday late evening																		
86 Kennedy Stn – Sheppard	27.99													LF	10	7'00"	70	0	24.0	LF	7	10'00"	66	4	25.4																
86A Kennedy Stn – Toronto Zoo	31.25	LF	5	16'00"	80	0	23.4	LF	9	9'15"	83	1	22.7	LF	6	14'00"	84	0	22.3																						
86B Kennedy Stn – Highland Creek	21.84	LF	4	16'00"	61	3	21.5																																		
86D Kennedy Stn – Beechgrove via Lawrence	22.51	LF	4	16'00"	63	1	21.4	LF	2	30'00"	60	0	22.5	LF	5	14'00"	68	2	19.9																						
86E Kennedy Stn – Sheppard Express	27.99	LF	15	4'10"	61	2	27.5						LF	7	9'45"	66	3	25.5																							
Combined/Average			28	2'20"				11	7'04"				18	4'05"					10	7'00"						7	10'00"														
Saturday	7-Sep-13		Saturday early morning					Saturday morning					Saturday afternoon					Saturday early evening					Saturday late evening																		
86 Kennedy Stn – Sheppard	27.99	LF	7	10'00"	70	0	24.0	LF	9	8'00"	70	2	24.0	LF	12	6'00"	72	0	23.3	LF	8	10'00"	71	9	23.7	LF	6	12'00"	65	7	25.8	510a	540a	138a	106a						
86D Kennedy Stn – Beechgrove via Lawrence	22.51	LF	2	30'00"	57	3	23.7	LF	2	30'00"	57	3	23.7	LF	2	30'00"	57	3	23.7																						
Combined/Average			9	7'30"				11	6'19"				14	5'00"					8	10'00"						6	12'00"														
Sunday	13-Oct-13		Sunday early morning					Sunday morning					Sunday afternoon					Sunday early evening					Sunday late evening																		
86 Kennedy Stn – Sheppard	27.99	LF	8	9'00"	70	2	24.0	LF	10	7'00"	68	2	24.7	LF	10	7'00"	68	2	24.7	LF	7	10'00"	65	5	25.8	LF	4	17'00"	65	3	25.8	550a	610a	138a	106a						

Overnight service on Eglinton Avenue and Kingston Road provided by 305 EGLINTON EAST



SERVICE SUMMARY

October 13 to November 23, 2013

Route	RT dist (km) and date of last change	Veh						Veh						Veh						Veh						First dep NB or WB	First dep SB or EB	Last dep NB or WB	Last dep SB or EB																												
		Type	No. of Veh	Service interval	Run time (min)	Term time (min)	Avg spd (km/h)	Type	No. of Veh	Service interval	Run time (min)	Term time (min)	Avg spd (km/h)	Type	No. of Veh	Service interval	Run time (min)	Term time (min)	Avg spd (km/h)	Type	No. of Veh	Service interval	Run time (min)	Term time (min)	Avg spd (km/h)																																
190 SCARBOROUGH CENTRE ROCKET	Mal																																																								
Monday to Friday	15-Oct-13	Monday-Friday morning peak period						Monday-Friday midday						Monday-Friday afternoon peak period						Monday-Friday early evening						Monday-Friday late evening																															
190 Don Mills Stn – Scarborough Centre Stn	17.36	Lift	10	5 ' 00 "	50	0	20.8	Lift	5	10 ' 00 "	50	0	20.8	Lift	13	4 ' 15 "	55	0	18.9	Lift	5	9 ' 00 "	44	1	23.7	Lift	3	15 ' 00 "	40	5	26.0	625a	635a	107a	100a																						
Saturday	19-Oct-13	Saturday early morning						Saturday morning						Saturday afternoon						Saturday early evening						Saturday late evening																															
190 Don Mills Stn – Scarborough Centre Stn	17.36	Lift	4	12 ' 00 "	45	3	23.1	Lift	4	12 ' 00 "	48	0	21.7	Lift	6	8 ' 30 "	50	1	20.8	Lift	5	9 ' 00 "	45	0	23.1	Lift	2	20 ' 00 "	40	0	26.0	701a	700a	100a	100a																						
Sunday	27-Mar-11	Sunday morning						Sunday afternoon						Sunday early evening						Sunday late evening																																					
190 Don Mills Stn – Scarborough Centre Stn	17.36							Lift	3	15 ' 00 "	45	0	23.1	Lift	5	10 ' 00 "	45	5	23.1	Lift	3	15 ' 00 "	40	5	26.0	Lift	2	20 ' 00 "	40	0	26.0	907a	900a	100a	100a																						
3 SCARBOROUGH RT	DanSub																																																								
Monday to Friday	4-Sep-12	Monday-Friday morning peak period						Monday-Friday midday						Monday-Friday afternoon peak period						Monday-Friday early evening						Monday-Friday late evening																															
3 Kennedy Stn – McCowan Stn	12.81	4carS	6	4 ' 30 "	27	0	28.5	4carS	4	6 ' 45 "	27	0	28.5	4carS	6	4 ' 30 "	27	0	28.5	4carS	4	6 ' 45 "	27	0	28.5	4carS	4	6 ' 45 "	27	0	28.5	545a	600a	116a	130a																						
Saturday	8-Sep-12	Saturday early morning						Saturday morning						Saturday afternoon						Saturday early evening						Saturday late evening																															
3 Kennedy Stn – McCowan Stn	12.81	4carS	4	6 ' 45 "	27	0	28.5	4carS	4	6 ' 45 "	27	0	28.5	4carS	4	6 ' 45 "	27	0	28.5	4carS	4	6 ' 45 "	27	0	28.5	4carS	4	6 ' 45 "	27	0	28.5	548a	602a	116a	130a																						
Sunday	2-Sep-12	Sunday morning						Sunday afternoon						Sunday early evening						Sunday late evening																																					
3 Kennedy Stn – McCowan Stn	12.81							4carS	4	6 ' 45 "	27	0	28.5	4carS	4	6 ' 45 "	27	0	28.5	4carS	4	6 ' 45 "	27	0	28.5	4carS	4	6 ' 45 "	27	0	28.5	858a	911a	116a	130a																						
																										McCowan to Kennedy is WB;				Kennedy to McCowan is EB																											
79 SCARLETT RD	MtD																																																								
Monday to Friday	3-Sep-13	Monday-Friday morning peak period						Monday-Friday midday						Monday-Friday afternoon peak period						Monday-Friday early evening						Monday-Friday late evening																															
79 Runnymede Stn-Lawrence & Jane	18.83	LF	7	8 ' 30 "	58	2	19.5	LF	5	12 ' 00 "	60	0	18.8	LF	5.5	11 ' 00 "	60	1	18.8	LF	5	12 ' 00 "	56	4	20.2	LF	3	20 ' 00 "	56	4	20.2	530a	505a	100a	109a																						
79B Runnymede Stn-Lawrence & Jane via St Clair	18.93	LF	7	8 ' 30 "	58	2	19.6						LF	5.5	11 ' 00 "	60	1	18.9																																							
Combined/Average		14 4 ' 15 "						5 12 ' 00 "						11 5 ' 30 "						5 12 ' 00 "						3 20 ' 00 "																															
Saturday	7-Sep-13	Saturday early morning						Saturday morning						Saturday afternoon						Saturday early evening						Saturday late evening																															
79 Runnymede Stn-Lawrence & Jane	18.83	LF	2	25 ' 00 "	50	0	22.6	LF	6	10 ' 00 "	59	1	19.1	LF	6	10 ' 00 "	59	1	19.1	LF	3	17 ' 00 "	50	1	22.6	LF	2	25 ' 00 "	50	0	22.6	540a	605a	115a	115a																						
Sunday	1-Sep-13	Sunday morning						Sunday afternoon						Sunday early evening						Sunday late evening																																					
79 Runnymede Stn-Lawrence & Jane	18.83							LF	4	15 ' 00 "	59	1	19.1	LF	4	15 ' 00 "	59	1	19.1	LF	2	25 ' 00 "	50	0	22.6	LF	2	25 ' 00 "	50	0	22.6	800a	830a	115a	115a																						
777 SERVICE RELIEF BUSES	Wil																																																								
Monday to Friday	30-Jul-12																									Monday-Friday afternoon peak period																															
Service relief buses – Wilson																										Lift	3	Downsview Stn																													
780 SERVICE RELIEF BUSES	Egl																																																								
Monday to Friday	8-Sep-09																									Monday-Friday afternoon peak period																															
Service relief buses – Eglinton																										LF	1	Don Mills Station																													
Service relief buses – Eglinton																										LF	1	Eglinton Station																													
Service relief buses – Eglinton																										LF	1	Kennedy Station																													



SERVICE SUMMARY

October 13 to November 23, 2013

Route	RT dist (km) and date of last change	Veh type	No. of Veh	Service interval	Run time (min)	Term time (min)	Avg spd (km/h)	Veh type	No. of Veh	Service interval	Run time (min)	Term time (min)	Avg spd (km/h)	Veh type	No. of Veh	Service interval	Run time (min)	Term time (min)	Avg spd (km/h)	Veh type	No. of Veh	Service interval	Run time (min)	Term time (min)	Avg spd (km/h)	First dep NB or WB	First dep SB or EB	Last dep NB or WB	Last dep SB or EB												
85 SHEPPARD EAST	Mal 15-Oct-13	<i>Italicised branch names are for internal use only.</i>																																							
Monday to Friday		Monday-Friday morning peak period				Monday-Friday midday				Monday-Friday afternoon peak period				Monday-Friday early evening				Monday-Friday late evening																							
85A Don Mills Stn – Rouge Hill GO Stn																																									
85A To Don Mills Stn	40.27	LF	15	7 ' 40 "	114	1	21.2	LF	1	26 ' 00 "	105	6	23.1	LF	14	9 ' 00 "	124	2	19.5	LF	9	12 ' 00 "	100	8	24.2	LF	5	20 ' 00 "	90	10	26.8	523a	614a	126a	216a						
85A To Rouge Hill GO Stn																																									
<i>85C Don Mills Stn – Meadowvale</i>																																									
85A To Don Mills Stn	29.84	LF	12	7 ' 40 "	87	5	20.6	LF	13	6 ' 30 "	82	3	21.8	LF	11	9 ' 00 "	99	0	18.1	LF	7	12 ' 00 "	82	2	21.8	LF	4	20 ' 00 "	73	7	24.5	531a	554a	126a	206a						
85 To Meadowvale																																									
Combined/Average			27	3 ' 50 "					14	6 ' 30 "					25	4 ' 30 "					16	6 ' 00 "					9	10 ' 00 "													
<i>85J Sheppard-Yonge Stn – Don Mills Stn</i>																																									
85 To Sheppard-Yonge Stn	12.11	LF	3	15 ' 00 "	40	5	18.2	LF	2	22 ' 00 "	42	2	17.3	LF	3	16 ' 00 "	47	1	15.5	LF	2	20 ' 00 "	35	5	20.8	LF	2	20 ' 00 "	35	5	20.8	625a	605a	205a	202a						
85A To Don Mills Stn																																									
Every 4th 85C operates as a 85A																																									
Saturday	19-Oct-13	Saturday early morning				Saturday morning				Saturday afternoon				Saturday early evening				Saturday late evening																							
85 Sheppard-Yonge Stn – Meadvale																																									
85 To Sheppard-Yonge Stn	41.95													LF	7	17 ' 00 "	117	2	21.5	LF	4	30 ' 00 "	104	16	24.2		718p	801p	123a	215a											
85 To Meadowvale																																									
85A Don Mills Stn – Rouge Hill GO Stn																																									
85A To Don Mills Stn	40.27																			LF	6	17 ' 00 "	93	9	26.0	LF	3	30 ' 00 "	90	0	26.8	705p	630p	130a	215a						
85A To Rouge Hill GO Stn																																									
<i>85D Don Mills Stn – Rouge Hill GO Stn via Toronto Zoo</i>																																									
85A To Don Mills Stn via Toronto Zoo	47.18	LF	1	30 ' 00 "	108	12	26.2	LF	1	30 ' 00 "	108	12	26.2	LF	1	20 ' 00 "	108	2	26.3																629a	605a	645p	610p			
85A To Rouge Hill GO Stn via Toronto Zoo																																									
<i>85F Don Mills Stn – Toronto Zoo</i>																																									
85A To Don Mills Stn	33.04	LF	12	7 ' 30 "	87	3	22.8	LF	12	7 ' 30 "	87	3	22.8	LF	18	5 ' 00 "	87	3	22.8																	657a	708a	702p	615p		
85B To Toronto Zoo																																									
Combined/Average			13	7 ' 30 "					13	7 ' 30 "					19	5 ' 00 "					13	8 ' 30 "					7	15 ' 00 "													
<i>85J Sheppard-Yonge Stn – Don Mills Stn</i>																																									
85 To Sheppard-Yonge Stn	12.11	LF	2	20 ' 00 "	36	4	20.2	LF	2	20 ' 00 "	36	4	20.2	LF	2	20 ' 00 "	40	0	18.2																		720a	700a	740p	740P	
85A To Don Mills Stn																																									
Every 4th 85F operates as a 85D																																									
Sunday	13-Oct-13	Sunday early morning				Sunday morning				Sunday afternoon				Sunday early evening				Sunday late evening																							
85 Sheppard-Yonge Stn – Meadvale																																									
85 To Sheppard-Yonge Stn	41.95													LF	4	30 ' 00 "	110	10	22.9	LF	4	30 ' 00 "	104	16	24.2		753p	718p	153a	218a											
85 To Meadowvale																																									
85A Don Mills Stn – Rouge Hill GO Stn																																									
85A To Don Mills Stn	40.27													LF	3	30 ' 00 "	90	0	26.8	LF	3	30 ' 00 "	90	0	26.8		733p	630p	133a	218a											
85A To Rouge Hill GO Stn																																									
<i>85B Sheppard-Yonge Stn – Toronto Zoo</i>																																									
85 To Sheppard-Yonge Stn	45.14	LF	5	20 ' 00 "	100	0	27.1																														615a	525a	755a	805a	
85B To Toronto Zoo																																									
<i>85D Don Mills Stn – Rouge Hill GO Stn via Toronto Zoo</i>																																									
85A To Don Mills Stn via Toronto Zoo	47.18							LF	1	24 ' 00 "	102	2	27.8	LF	1	25 ' 00 "	108	2	26.2																		805a	848a	611p	605p	
85A To Rouge Hill GO Stn via Toronto Zoo																																									
<i>85F Don Mills Stn – Toronto Zoo</i>																																									
85A To Don Mills Stn	33.04							LF	10	8 ' 00 "	78	2	25.4	LF	17	5 ' 00 "	84	1	23.6																			825a	832a	732p	620p
85B To Toronto Zoo																																									
Combined/Average			5	20 ' 00 "					11	8 ' 00 "					18	5 ' 00 "					7	15 ' 00 "					7	15 ' 00 "													
<i>85J Sheppard-Yonge Stn – Don Mills Stn</i>																																									
85 To Sheppard-Yonge Stn	12.11							LF	2	20 ' 00 "	35	5	20.8	LF	2	20 ' 00 "	35	5	20.8																			847a	825a	708p	648p
85A To Don Mills Stn																																									
Every 3rd 85F operates as a 85D																																									
Every 5th 85F operates as a 85D																																									



TORONTO TRANSIT COMMISSION

SERVICE SUMMARY

October 13 to November 23, 2013

Route	RT dist (km) and date of last change	Veh type	No. of Veh	Service interval	Run time (min)	Term time (min)	Avg spd (km/h)	Veh type	No. of Veh	Service interval	Run time (min)	Term time (min)	Avg spd (km/h)	Veh type	No. of Veh	Service interval	Run time (min)	Term time (min)	Avg spd (km/h)	Veh type	No. of Veh	Service interval	Run time (min)	Term time (min)	Avg spd (km/h)	Veh type	No. of Veh	Service interval	Run time (min)	Term time (min)	Avg spd (km/h)	First dep NB or WB	First dep SB or EB	Last dep NB or WB	Last dep SB or EB														
385 SHEPPARD EAST	Mal																																																
Overnight, 7 days a week	4-Aug-13			Monday-Friday overnight						Saturday overnight						Sunday overnight																																	
385 Sheppard-Yonge Stn – Meadowvale	40.73	LF	3	30 ' 00 "	83	7	29.4	LF	3	30 ' 00 "	83	7	29.4	LF	3	30 ' 00 "	83	7	29.4																														
4 SHEPPARD SUBWAY	WILSub																																																
Monday to Friday	25-Nov-02			Monday-Friday morning peak period				Monday-Friday midday					Monday-Friday afternoon peak period			Monday-Friday early evening				Monday-Friday late evening																													
4 Sheppard-Yonge Stn – Don Mills Stn	10.94	4carT	4	5 ' 30 "	22	0	29.8	4carT	4	5 ' 30 "	22	0	29.8	4carT	4	5 ' 30 "	22	0	29.8	4carT	4	5 ' 30 "	22	0	29.8	4carT	4	5 ' 30 "	22	0	29.8	4carT	4	5 ' 30 "	22	0	29.8	531a	542a	225a	214a								
Saturday	30-Nov-02			Saturday early morning				Saturday morning					Saturday afternoon			Saturday early evening				Saturday late evening																													
4 Sheppard-Yonge Stn – Don Mills Stn	10.94	4carT	4	5 ' 30 "	22	0	29.8	4carT	4	5 ' 30 "	22	0	29.8	4carT	4	5 ' 30 "	22	0	29.8	4carT	4	5 ' 30 "	22	0	29.8	4carT	4	5 ' 30 "	22	0	29.8	4carT	4	5 ' 30 "	22	0	29.8	547a	558a	225a	214a								
Sunday	24-Nov-02			Sunday morning				Sunday afternoon					Sunday early evening			Sunday late evening																																	
4 Sheppard-Yonge Stn – Don Mills Stn	10.94			4carT	4	5 ' 30 "	22	0	29.8	4carT	4	5 ' 30 "	22	0	29.8	4carT	4	5 ' 30 "	22	0	29.8	4carT	4	5 ' 30 "	22	0	29.8	4carT	4	5 ' 30 "	22	0	29.8	4carT	4	5 ' 30 "	22	0	29.8	849a	900a	225a	214a						
84 SHEPPARD WEST	Arw																																																
Monday to Friday	3-Sep-13			Monday-Friday morning peak period				Monday-Friday midday					Monday-Friday afternoon peak period			Monday-Friday early evening				Monday-Friday late evening																													
84 Sheppard-Yonge Stn – Weston Rd	24.91	LF	8	10 ' 00 "	74	6	20.2	LF	8	9 ' 30 "	74	2	20.2	LF	6	12 ' 30 "	74	1	20.2	LF	7	10 ' 00 "	70	0	21.4	LF	5	12 ' 00 "	60	0	24.9	515a	441a	145a	158a														
84A Sheppard-Yonge Stn – Steeles via Arrow Rd	33.67	LF	5	20 ' 00 "	93	7	21.7						LF	4	25 ' 00 "	93	7	21.7																			559a	611a	855a	851a									
84D Sheppard-Yonge Stn – Steeles via Oakdale	33.67	LF	5	20 ' 00 "	96	4	21.0						LF	4	25 ' 00 "	97	3	20.8																			233p	303p	530p	623p									
Combined/Average				18	5 ' 00 "			8	9 ' 30 "				14	6 ' 15 "		7	10 ' 00 "			5	12 ' 00 "																601a	633a	845a	913a									
Saturday	7-Sep-13			Saturday early morning				Saturday morning					Saturday afternoon			Saturday early evening				Saturday late evening																			251p	251p	543p	605p							
84 Sheppard-Yonge Stn – Weston Rd	24.91	LF	6	10 ' 00 "	58	2	25.8	LF	7	9 ' 00 "	61	2	24.5	LF	12	6 ' 00 "	70	2	21.4	LF	5	13 ' 00 "	61	4	24.5	LF	5	13 ' 00 "	61	4	24.5	LF	5	13 ' 00 "	61	4	24.5	LF	5	13 ' 00 "	61	4	24.5	520a	545a	153a	158a		
Sunday	1-Sep-13			Sunday early morning				Sunday morning					Sunday afternoon			Sunday early evening				Sunday late evening																													
84 Sheppard-Yonge Stn – Weston Rd	24.91	LF	5	12 ' 00 "	58	2	25.8	LF	7	9 ' 00 "	61	2	24.5	LF	9	7 ' 00 "	61	2	24.5	LF	4	15 ' 00 "	60	0	24.9	LF	3	20 ' 00 "	60	0	24.9	LF	3	20 ' 00 "	60	0	24.9	LF	3	20 ' 00 "	60	0	24.9	750a	806a	155a	158a		
75 SHERBOURNE	Wil			<i>75A branch name is for internal use only</i>																																													
Monday to Friday	3-Sep-13			Monday-Friday morning peak period				Monday-Friday midday					Monday-Friday afternoon peak period			Monday-Friday early evening				Monday-Friday late evening																													
75 South Drive – Queens Quay	8.59	LF	6	7 ' 30 "	44	1	11.7	LF	5	9 ' 00 "	45	0	11.5	LF	6	8 ' 30 "	50	1	10.3	LF	2	20 ' 00 "	40	0	12.9																								
75A South Drive & Summerhill – Queens Quay	10.51																																																
Saturday	29-Nov-08			Saturday early morning				Saturday morning					Saturday afternoon			Saturday early evening				Saturday late evening																													
75 South Drive – Queens Quay	8.59	LF	2	15 ' 00 "	30	0	17.2	LF	2	20 ' 00 "	40	0	12.9	LF	4	11 ' 00 "	40	4	12.9																														
75A South Drive & Summerhill – Queens Quay	10.51																																																
Sunday	23-Nov-08			Sunday morning				Sunday afternoon					Sunday early evening			Sunday late evening																																	
75A South Drive & Summerhill – Queens Quay	10.51			LF	1.5	30 ' 00 "	44	0	14.3	LF	1.5	30 ' 00 "	44	0	14.3	LF	1.5	30 ' 00 "	44	0	14.3	LF	1.5	30 ' 00 "	44	0	14.3	LF	1.5	30 ' 00 "	44	0	14.3	LF	1.5	30 ' 00 "	44	0	14.3	LF	1.5	30 ' 00 "	44	0	14.3	850a	832a	1250a	1228a
				75A alternates trips with 82 ROSEDALE				75A alternates trips with 82 ROSEDALE					75A alternates trips with 82 ROSEDALE			75A alternates trips with 82 ROSEDALE				75A alternates trips with 82 ROSEDALE																													



SERVICE SUMMARY

October 13 to November 23, 2013

Route	RT dist (km) and date of last change	Veh type	No. of Veh	Service interval	Run time (min)	Term time (min)	Avg spd (km/h)	Veh type	No. of Veh	Service interval	Run time (min)	Term time (min)	Avg spd (km/h)	Veh type	No. of Veh	Service interval	Run time (min)	Term time (min)	Avg spd (km/h)	Veh type	No. of Veh	Service interval	Run time (min)	Term time (min)	Avg spd (km/h)	Veh type	No. of Veh	Service interval	Run time (min)	Term time (min)	Avg spd (km/h)	First dep NB or WB	First dep SB or EB	Last dep NB or WB	Last dep SB or EB				
123 SHORNCLIFFE	Qsy																																						
Monday to Friday	19-Feb-13	Monday-Friday morning peak period							Monday-Friday midday							Monday-Friday afternoon peak period							Monday-Friday early evening							Monday-Friday late evening									
123 Kipling Stn – Long Branch via East Mall	18.49	LF	3	18'00"	49	5	22.6	LF	3	18'00"	48	6	23.1	LF	3	18'00"	54	0	20.5	LF	2	25'00"	46	4	24.1	LF	1.5	30'00"	41	4	27.1	552a	608a	114a	135a				
123A Kipling Stn – Sherway via North Queen	11.41	LF	2	18'00"	27	9	25.4	LF	2	18'00"	28	8	24.5	LF	2	18'00"	32	4	21.4															552a	557a	559p	539p		
123C Kipling Stn – Long Branch via North Queen	18.61													LF	2	25'00"	46	4	24.3	LF	1.5	30'00"	41	4	27.2								614p	557p	1258a	120a			
Combined/Average			5	9'00"				5	9'00"					4	12'30"					3	15'00"																		
Saturday	23-Feb-13	Saturday early morning							Saturday morning							Saturday afternoon							Saturday early evening							Saturday late evening									
123 Kipling Stn – Long Branch via East Mall	18.49	LF	1.5	30'00"	40	5	27.7	LF		30'00"	48	5	23.1	LF	2.5	20'00"	48	2	23.1	LF	1.5	30'00"	42	3	26.4	LF	1.5	30'00"	36	9	30.8	540a	600a	104a	110a				
123C Kipling Stn – Long Branch via North Queen	18.61	LF	1.5	30'00"	40	5	27.9	LF		30'00"	48	5	23.3	LF	2.5	20'00"	48	2	23.3	LF	1.5	30'00"	42	3	26.6	LF	1.5	30'00"	36	9	31.0	625a	621a	1249a	1255a				
Combined/Average			3	15'00"				3.5	15'00"					5	10'00"					3	15'00"																		
							Alternates trips with 111 EAST MALL																																
Sunday	1-Sep-13	Sunday morning							Sunday afternoon							Sunday early evening							Sunday late evening																
123 Kipling Stn – Long Branch via East Mall	18.49							LF	2.5	20'00"	48	2	23.1	LF	2.5	20'00"	48	2	23.1	LF	1.5	30'00"	42	3	26.4	LF	1.5	30'00"	36	9	30.8	900a	926a	101a	110a				
123C Kipling Stn – Long Branch via North Queen	18.61							LF	2.5	20'00"	48	2	23.3	LF	2.5	20'00"	48	2	23.3	LF	1.5	30'00"	42	3	26.6	LF	1.5	30'00"	36	9	31.0	848a	912a	1246a	1255a				
Combined/Average								5	10'00"					5	10'00"					3	15'00"																		
115 SILVER HILLS	Wtl																																						
Monday to Friday	9-May-11	Monday-Friday morning peak period							Monday-Friday midday							Monday-Friday afternoon peak period							Monday-Friday early evening																
115 York Mills Stn – Leslie	12.83	LF	2	20'00"	40	0	19.2	LF	2	20'00"	40	0	19.2	LF	2	20'00"	40	0	19.2	LF	1.5	30'00"	35	3	22.0									639a	620a	1017p	1000p		
							Alternates trips with 122 GRAYDON HALL																																
Saturday	14-May-11	Saturday early morning							Saturday morning							Saturday afternoon							Saturday early evening																
115 York Mills Stn – Leslie	12.83	LF	1.5	30'00"	35	2	22.0	LF	1.5	30'00"	35	3	22.0	LF	1.5	30'00"	35	3	22.0	LF	1.5	30'00"	35	3	22.0										627a	610a	1027p	1010p	
							Alternates trips with 122 GRAYDON HALL																																
Sunday	8-May-11	Sunday morning							Sunday afternoon							Sunday early evening																							
115 York Mills Stn – Leslie	12.83							LF	1.5	30'00"	35	3	22.0	LF	1.5	30'00"	35	3	22.0	LF	1.5	30'00"	35	3	22.0										857a	840a	1027p	1010p	
							Alternates trips with 122 GRAYDON HALL																																
403 SOUTH DON MILLS COMMUNITY BUS	W-T																																						
Monday to Friday	2-Sep-97	Monday-Friday midday							Monday-Friday afternoon peak period																														
403 Don Mills Centre – East York Centre								CB	1	60'00"	60	0		CB	1	60'00"	60	0																		1030a	1000a	430p	500p



SERVICE SUMMARY

October 13 to November 23, 2013

Route	RT dist (km) and date of last change	Veh type	No. of Veh	Service interval	Run time (min)	Term time (min)	Avg spd (km/h)	Veh type	No. of Veh	Service interval	Run time (min)	Term time (min)	Avg spd (km/h)	Veh type	No. of Veh	Service interval	Run time (min)	Term time (min)	Avg spd (km/h)	Veh type	No. of Veh	Service interval	Run time (min)	Term time (min)	Avg spd (km/h)	Veh type	No. of Veh	Service interval	Run time (min)	Term time (min)	Avg spd (km/h)	First dep NB or WB	First dep SB or EB	Last dep NB or WB	Last dep SB or EB										
757 STANDBY BUSES																																													
Monday to Friday																																													
Standby buses – Malvern																																													
		Monday-Friday midday												Monday-Friday afternoon peak period																															
		Lift 1 Malvern Garage												Lift 1 Malvern Garage																															
752 STANDBY BUSES																																													
Monday to Friday																																													
Standby buses – Queensway																																													
		Monday-Friday morning peak period																																											
		See 112 West Mall																																											
751 STANDBY BUSES																																													
Monday to Friday																																													
Standby buses – Wilson																																													
		Monday-Friday morning peak period												Monday-Friday afternoon peak period																															
		Lift 2 Wilson Garage												Lift 1 Wilson Garage																															
535 STANDBY CARS																																													
Monday to Friday																																													
Standby cars																																													
		Monday-Friday afternoon peak period																																											
		CLRV 2 Russell carhouse																																											
53 STEELES EAST																																													
Monday to Friday																																													
53A Finch Stn – Staines		Monday-Friday morning peak period												Monday-Friday midday												Monday-Friday afternoon peak period												Monday-Friday early evening				Monday-Friday late evening			
53B Finch Stn – Markham Rd		Lift 21 4' 45" 99 1 20.9												Lift 16 5' 45" 90 2 23.0												Lift 21 5' 00" 105 0 19.7												Lift 18 5' 00" 90 0 23.0				Lift 5 18' 00" 90 0 23.0			
53E Finch Stn – Markham Rd Express		Lift 19 4' 45" 90 1 23.1																								Lift 19 5' 00" 95 0 21.8																			
53F Finch Stn – Staines Express		Lift 2 14' 15" 118 1 19.0																								Lift 2 15' 00" 119 6 18.8																			
Combined/Average		42 2' 22" Every 3rd 53E operates as 53F												17 5' 45" Every 4th 53B operates as 53A												42 2' 30" Every 3rd 53E operates as 53F												19 5' 00" Every 4th 53B operates as 53A				11 9' 00"			
Saturday																																													
53A Finch Stn – Staines		Saturday early morning												Saturday morning												Saturday afternoon												Saturday early evening				Saturday late evening			
53B Finch Stn – Markham Rd		Lift 4 27' 00" 102 6 21.9												Lift 1 24' 00" 119 1 18.8												Lift 1 24' 00" 119 1 18.8												Lift 6 19' 00" 114 0 19.6				Lift 5 20' 00" 96 4 23.3			
Combined/Average		7 13' 30"												13 8' 00" Every 3rd 53B operates as 53A												17 6' 00" Every 4th 53B operates as 53A												11 9' 30"				9 10' 00"			
Sunday																																													
53A Finch Stn – Staines		Sunday early morning												Sunday morning												Sunday afternoon												Sunday early evening				Sunday late evening			
53B Finch Stn – Markham Rd		Lift 1 27' 00" 110 7 20.4												Lift 1 27' 00" 110 7 20.4												Lift 1 26' 00" 114 3 19.6												Lift 6 19' 00" 114 0 19.6				Lift 5 20' 00" 96 4 23.3			
Combined/Average		11 9' 00" Every 3rd 53B operates as 53A												11 9' 00" Every 3rd 53B operates as 53A												15 6' 30" Every 4th 53B operates as 53A												11 9' 30"				9 10' 00"			
353 STEELES EAST																																													
Overnight, 7 days a week																																													
353 Yonge – Markham Rd		Monday-Friday overnight												Saturday overnight												Sunday overnight																			
		Lift 2 30' 00" 55 5 33.1												Lift 2 30' 00" 55 5 33.1												Lift 2 30' 00" 55 5 33.1																			



SERVICE SUMMARY

October 13 to November 23, 2013

Table with columns for Route, RT dist (km) and date of last change, Veh type, No. of Veh, Service interval, Run time (min), Term time (min), Avg spd (km/h), and various service period details (Morning, Midday, Afternoon, Early evening, Late evening) for routes 60 STEELES WEST, 124 SUNNYBROOK, 77 SWANSEA, and 168 SYMINGTON.



TORONTO TRANSIT COMMISSION

SERVICE SUMMARY

October 13 to November 23, 2013

Table with columns for Route, RT dist (km) and date of last change, Veh type, No. of Veh, Service interval, Run time (min), Term time (min), Avg spd (km/h). Rows include 81 THORNCLIFFE PARK Monday to Friday, Saturday, and Sunday.

Loops clockwise on Thorncliffe Park Drive before 330p, and loops counter-clockwise on Thorncliffe Park Drive after 330p

Table for 407 TORONTO REHAB CARDIAC CENTRE COMMUNITY LINK Monday to Friday, 407 Sunnybrook Hospital - Toronto Rehab Rumsey Centre. Includes a note: WT Number of trips and trip times vary by day of the week (no Saturday, Sunday, or holiday service). See http://www3.ttc.ca/Routes/index.jsp for more information.

Table for 10 VAN HORNE 10 Don Mills Stn - Victoria Park. See 169 HUNTINGWOOD

Table for 90 VAUGHAN 90 St Clair West Stn - Eglinton, 90A St Clair West Stn - Oakwood. Includes Saturday and Sunday service details.

Table for 24 VICTORIA PARK 24 Victoria Park Stn - Steeles, 24A Victoria Park Stn - Don Mills Stn via Consumers Rd, 24D Victoria Park Stn - Major Mackenzie. Includes detailed notes about service patterns and routes.

Table for 24 VICTORIA PARK 24 Victoria Park Stn - Steeles. Includes Saturday and Sunday service details.



SERVICE SUMMARY

October 13 to November 23, 2013

Route	RT dist (km) and date of last change	Veh type	No. of Veh	Service interval	Run time (min)	Term time (min)	Avg spd (km/h)	Veh type	No. of Veh	Service interval	Run time (min)	Term time (min)	Avg spd (km/h)	Veh type	No. of Veh	Service interval	Run time (min)	Term time (min)	Avg spd (km/h)	Veh type	No. of Veh	Service interval	Run time (min)	Term time (min)	Avg spd (km/h)	Veh type	No. of Veh	Service interval	Run time (min)	Term time (min)	Avg spd (km/h)	First dep NB or WB	First dep SB or EB	Last dep NB or WB	Last dep SB or EB	
324 VICTORIA PARK	Bir																																			
Overnight, 7 days a week	23-Jun-13			Monday-Friday overnight						Saturday overnight						Sunday overnight																				
324 Kingston Rd – Steeles	35.41	LF	3	30' 00"	72	18	29.5	LF	3	30' 00"	72	18	29.5	LF	3	30' 00"	72	18	29.5																	
				Alternates trips with 322 COXWELL				Alternates trips with 322 COXWELL						Alternates trips with 322 COXWELL																						
224 VICTORIA PARK NORTH	Egl																																			
Monday to Friday	24-Jun-13			Monday-Friday morning peak period						Monday-Friday midday						Monday-Friday afternoon peak period																				
224C Don Mills Stn – 14th Avenue	22.80	LF	2	40' 00"	67	13	20.4								LF	2	40' 00"	67	13	20.4																
224D Don Mills Stn – Elgin Mills	37.45	LF	4	30' 00"	120	0	18.7			See 24D VICTORIA PARK					LF	4	30' 00"	120	0	18.7																
Combined/Average				6 17' 09"							6 17' 09"					6 17' 09"																				
				224D operates NB through the Highway 7 Industrial area and WB/NB on Hillmount.							224D operates SB/EB on Hillmount and SB through the Highway 7 Industrial area.																									
68 WARDEN	Egl																																			
Monday to Friday	3-Sep-13			Monday-Friday morning peak period						Monday-Friday midday						Monday-Friday afternoon peak period																				
68 Warden Stn – Steeles	25.06	LF	18	4' 15"	75	2	20.0	LF	8	9' 15"	74	0	20.3	LF	14	6' 00"	81	3	18.6	LF	7	10' 00"	70	0	21.5	LF	4	16' 15"	62	3	24.2					
68B Warden Stn – Major Mackenzie	51.52	LF	3	21' 15"	130	11	23.8	LF	1	46' 15"	118	2	26.2	LF	2	24' 00"	132	0	23.4	LF	1	50' 00"	118	2	26.2											
Combined/Average				21 4' 15"						9 9' 15"					16 6' 00"						8 10' 00"							4 16' 15"								
				Every 5th 68 operates as a 68B				Every 5th 68 operates as a 68B			Every 4th 68 operates as a 68B			Every 5th 68 operates as a 68B						Every 5th 68 operates as a 68B																
Saturday	7-Sep-13			Saturday early morning						Saturday morning						Saturday afternoon																				
68 Warden Stn – Steeles	25.06	LF	4	16' 30"	65	1	23.1	LF	6	11' 30"	68	1	22.1	LF	8	10' 00"	75	5	20.0	LF	4	17' 00"	66	2	22.8	LF	4	16' 15"	62	3	24.2					
68B Warden Stn – Major Mackenzie	51.52	LF	1	49' 30"	113	3	27.4	LF	1	57' 30"	119	8	26.0	LF	1	50' 00"	128	2	24.2	LF	1	51' 00"	113	6	27.4											
Combined/Average				5 16' 30"						7 11' 30"					9 10' 00"						5 17' 00"							4 16' 15"								
				Every 3rd 68 operates as a 68B				Every 5th 68 operates as a 68B			Every 5th 68 operates as a 68B			Every 5th 68 operates as a 68B						Every 3rd 68 operates as a 68B																
Sunday	23-Jun-13			Sunday early morning						Sunday morning						Sunday afternoon																				
68 Warden Stn – Steeles	25.06	LF	1.5	44' 00"	66	0	22.8	LF	6	12' 00"	72	0	20.9	LF	6	12' 00"	72	0	20.9	LF	1.5	44' 00"	66	0	22.8	LF	3	22' 00"	62	4	24.2					
68B Warden Stn – Major Mackenzie	51.52	LF	2.5	44' 00"	110	0	28.1	LF	1	48' 00"	120	0	25.8	LF	1	48' 00"	120	0	25.8	LF	2.5	44' 00"	110	0	28.1											
Combined/Average				4 22' 00"						7 12' 00"					7 12' 00"						4 22' 00"							3 22' 00"								
								Every 4th 68 operates as a 68B			Every 4th 68 operates as a 68B			Every 4th 68 operates as a 68B																						

Overnight service north of Sheppard Avenue provided by 324 VICTORIA PARK
Some early morning trips operate from Warden and Danforth



SERVICE SUMMARY

October 13 to November 23, 2013

Route	RT dist (km) and date of last change	Veh type	No. of Veh	Service interval	Run time (min)	Term time (min)	Avg spd (km/h)	Veh type	No. of Veh	Service interval	Run time (min)	Term time (min)	Avg spd (km/h)	Veh type	No. of Veh	Service interval	Run time (min)	Term time (min)	Avg spd (km/h)	Veh type	No. of Veh	Service interval	Run time (min)	Term time (min)	Avg spd (km/h)	Veh type	No. of Veh	Service interval	Run time (min)	Term time (min)	Avg spd (km/h)	First dep NB or WB	First dep SB or EB	Last dep NB or WB	Last dep SB or EB
69 WARDEN SOUTH	Bir	Additional running time during City of Toronto road construction on Kingston Road between Victoria Park and Birchmount.																																	
Monday to Friday	24-Jun-13	Monday-Friday morning peak period								Monday-Friday midday				Monday-Friday afternoon peak period				Monday-Friday early evening				Monday-Friday late evening													
69A Warden Stn – Kingston Rd SB via Warden	6.71	LF	2	14' 00"	28	0	14.4	LF	2	12' 00"	24	0	16.8	LF	2	15' 00"	30	0	13.4	LF	1.5	17' 20"	26	0	15.5	LF	1	20' 00"	20	0	20.1	601a	612a	140a	140a
69B Warden Stn – Kingston Rd SB via Birchmount	6.71	LF	2	14' 00"	28	0	14.4	LF	2	12' 00"	24	0	16.8	LF	2	15' 00"	30	0	13.4	LF	1.5	17' 20"	26	0	15.5	LF	1	20' 00"	20	0	20.1	619a	619a	130a	150a
Combined/Average			4	7' 00"				4	6' 00"				4	7' 30"						3	8' 40"				2	10' 00"									
Saturday	29-Jun-13	Saturday early morning								Saturday morning				Saturday afternoon				Saturday early evening				Saturday late evening													
69A Warden Stn – Kingston Rd SB via Warden	6.71	LF	1	20' 00"	20	0	20.1	LF	1	24' 00"	24	0	16.8	LF	1	24' 00"	24	0	16.8	LF	1	20' 00"	20	0	20.1	LF	1	20' 00"	20	0	20.1	550a	600a	120a	150a
69B Warden Stn – Kingston Rd SB via Birchmount	6.71	LF	1	20' 00"	20	0	20.1	LF	1	24' 00"	24	0	16.8	LF	1	24' 00"	24	0	16.8	LF	1	20' 00"	20	0	20.1	LF	1	20' 00"	20	0	20.1	610a	610a	130a	130a
Combined/Average			2	10' 00"				2	12' 00"				2	12' 00"						2	10' 00"				2	10' 00"									
Sunday	23-Jun-13	Sunday morning								Sunday afternoon				Sunday early evening				Sunday late evening																	
69A Warden Stn – Kingston Rd SB via Warden	6.71							LF	1	24' 00"	24	0	16.8	LF	1	24' 00"	24	0	16.8	LF	1	20' 00"	20	0	20.1	LF	1	20' 00"	20	0	20.1	912a	848a	130a	150a
69B Warden Stn – Kingston Rd SB via Birchmount	6.71							LF	1	24' 00"	24	0	16.8	LF	1	24' 00"	24	0	16.8	LF	1	20' 00"	20	0	20.1	LF	1	20' 00"	20	0	20.1	900a	900a	140a	140a
Combined/Average								2	12' 00"				2	12' 00"						2	10' 00"				2	10' 00"									
55 WARREN PARK	MtD																																		
Monday to Friday	4-Aug-09	Monday-Friday morning peak period								Monday-Friday midday				Monday-Friday afternoon peak period				Monday-Friday early evening				Monday-Friday late evening													
55 Jane Stn – Warren Park	8.42	LF	1	30' 00"	27	3	18.7	LF	1	30' 00"	27	3	18.7	LF	1	30' 00"	27	3	18.7	LF	1	30' 00"	27	3	18.7	LF	1	30' 00"	27	3	18.7	546a	530a	116a	100a
Saturday	8-Aug-09	Saturday early morning								Saturday midday				Saturday afternoon				Saturday early evening				Saturday late evening													
55 Jane Stn – Warren Park	8.42	LF	1	30' 00"	27	3	18.7	LF	1	30' 00"	27	3	18.7	LF	1	30' 00"	27	3	18.7	LF	1	30' 00"	27	3	18.7	LF	1	30' 00"	27	3	18.7	546a	530a	116a	100a
Sunday	2-Aug-09	Sunday midday								Sunday afternoon				Sunday early evening				Sunday late evening																	
55 Jane Stn – Warren Park	8.42							LF	1	30' 00"	27	3	18.7	LF	1	30' 00"	27	3	18.7	LF	1	30' 00"	27	3	18.7	LF	1	30' 00"	27	3	18.7	846a	900a	116a	100a
94 WELLESLEY	MtD																																		
Monday to Friday	3-Sep-13	Monday-Friday morning peak period								Monday-Friday midday				Monday-Friday afternoon peak period				Monday-Friday early evening				Monday-Friday late evening													
94 Castle Frank Stn – Ossington Stn	12.17	LF	5	12' 00"	60	0	12.2	LF	6	10' 00"	60	0	12.2	LF	4.5	16' 00"	68	4	10.7	LF	4	13' 00"	52	0	14.0	LF	3	15' 00"	45	0	16.2	520a	525a	1252a	115a
94C Castle Frank Stn – Wellesley Stn	3.91	LF	2	12' 00"	24	0	9.8						LF	1.5	16' 00"	24	0	9.8																	
Combined/Average			7	6' 00"				6	10' 00"				6	8' 00"						4	13' 00"				3	15' 00"									
Saturday	29-Nov-08	Saturday early morning								Saturday morning				Saturday afternoon				Saturday early evening				Saturday late evening													
94 Castle Frank Stn – Ossington Stn	12.17	LF	3	17' 00"	51	0	14.3	LF	5	12' 00"	60	0	12.2	LF	5	12' 00"	60	0	12.2	LF	3	16' 40"	50	0	14.6	LF	3	15' 00"	45	0	16.2	541a	550a	1237a	100a
Sunday	8-May-11	Sunday morning								Sunday afternoon				Sunday early evening				Sunday late evening																	
94 Castle Frank Stn – Ossington Stn	12.17							LF	4	13' 30"	54	0	13.5	LF	4	13' 30"	54	0	13.5	LF	3	16' 40"	50	0	14.6										
94C Castle Frank Stn – Wellesley Stn	3.91													LF	1	16' 40"	15	1	15.4																



SERVICE SUMMARY

October 13 to November 23, 2013

Route	RT dist (km) and date of last change	Veh type	No. of Veh	Service interval	Run time (min)	Term time (min)	Avg spd (km/h)	Veh type	No. of Veh	Service interval	Run time (min)	Term time (min)	Avg spd (km/h)	Veh type	No. of Veh	Service interval	Run time (min)	Term time (min)	Avg spd (km/h)	Veh type	No. of Veh	Service interval	Run time (min)	Term time (min)	Avg spd (km/h)	Veh type	No. of Veh	Service interval	Run time (min)	Term time (min)	Avg spd (km/h)	First dep NB or WB	First dep SB or EB	Last dep NB or WB	Last dep SB or EB								
112 WEST MALL	Qsy																																										
Monday to Friday	3-Sep-13	Monday-Friday morning peak period			Monday-Friday midday			Monday-Friday afternoon peak period			Monday-Friday early evening			Monday-Friday late evening																													
112A Kipling Stn – Eglinton	18.75	1 One Round Trip																																									
112C Kipling Stn – Disco Rd	29.29	LF	6.5	12' 30"	80	2	22.0	LF	4	20' 00"	70	10	25.1	LF	5.5	15' 00"	80	3	22.0	LF	5	15' 00"	70	5	25.1	LF	4	18' 00"	66	6	26.6					510a							
112D Kipling Stn – Skymark	20.96	LF	5.5	12' 30"	62	7	20.3	LF	3	20' 00"	55	5	22.9	LF	4.5	15' 00"	62	6	20.3																		525a	543a	112a	148a			
Combined/Average		13 6' 15"			7 10' 00"			10 7' 30"			5 15' 00"			4 18' 00"																													
Saturday	18-May-13	Saturday early morning			Saturday morning			Saturday afternoon			Saturday early evening			Saturday late evening																													
112A Kipling Stn – Eglinton	18.75																																										
112C Kipling Stn – Disco Rd	29.29	LF	4	17' 00"	68	0	25.8	LF	4	20' 00"	70	10	25.1	LF	5	15' 00"	70	5	25.1	LF	3	24' 00"	66	6	26.6	LF	2	24' 00"	48	0	23.4					1018p	1042p	112a	136a				
Combined/Average																																											
Sunday	12-May-13	Sunday morning			Sunday afternoon			Sunday early evening			Sunday late evening																																
112A Kipling Stn – Eglinton	18.75																																										
112C Kipling Stn – Disco Rd	29.29							LF	3	24' 00"	66	6	26.6	LF	3	24' 00"	66	6	26.6																			730p	754p	112a	136a		
Combined/Average																																											
89 WESTON	MtD	Running time increase for Metrolinx Georgetown South Corridor railway bridge construction on Weston Road north of St. Phillips.																																									
Monday to Friday	3-Sep-13	Monday-Friday morning peak period			Monday-Friday midday			Monday-Friday afternoon peak period			Monday-Friday early evening			Monday-Friday late evening																													
89 Keele Stn – Albion Rd	20.17	LF	16	5' 15"	83	1	14.6	LF	9	8' 40"	75	3	16.1	LF	12	7' 30"	89	1	13.6	LF	9	9' 00"	81	0	14.9	LF	5	12' 00"	56	4	21.6					415a	445a	210a	203a				
Saturday	19-Oct-13	Saturday early morning			Saturday morning			Saturday afternoon			Saturday early evening			Saturday late evening																													
89 Keele Stn – Albion Rd	20.17	LF	4	15' 00"	60	0	20.2	LF	8	9' 00"	71	1	17.0	LF	9	9' 00"	79	2	15.3	LF	6	12' 00"	69	3	17.5	LF	4	15' 00"	56	4	21.6					435a	510a	215a	245a				
Sunday	1-Sep-12	Sunday early morning			Sunday morning			Sunday afternoon			Sunday early evening			Sunday late evening																													
89 Keele Stn – Albion Rd	20.17	LF	4	15' 00"	60	0	20.2	LF	6	12' 00"	66	6	18.3	LF	9	9' 00"	79	2	15.3	LF	5	12' 00"	56	4	21.6	LF	3	20' 00"	56	4	21.6					530a	600a	215a	245a				
165 WESTON RD NORTH	Arw	Service outside Toronto north of Steeles Avenue is provided under contract to York Region																																									
Monday to Friday	15-Oct-13	Monday-Friday morning peak period			Monday-Friday midday			Monday-Friday afternoon peak period			Monday-Friday early evening			Monday-Friday late evening																													
165 York Mills Stn – Steeles	36.66	Lift	21	5' 10"	107	2	20.6	Lift	13	8' 30"	108	3	20.4	Lift	18	6' 45"	115	7	19.1	Lift	11	9' 30"	101	4	21.8	Lift	7	13' 00"	89	2	24.7					520a	518a	155a	150a				
165F York Mills Stn – Canada Drive	55.96	Lift	1.5	41' 20"	160	11	21.0							Lift	1.5	40' 30"	177	5	19.0																			554a	602a	758a	834a		
165D York Mills Stn – Major Mackenzie & Highway 400	54.31	Lift	1.5	41' 20"	155	16	21.0	Lift	1	34' 00"	142	3	22.9	Lift	1.5	40' 30"	172	10	18.9	Lift	1	38' 00"	139	4	23.4													157p	248p	630p	645p		
Combined/Average		24 5' 10"			14 8' 30"			21 6' 45"			12 9' 30"			7 13' 00"																													
		Every 8th 165 operates as a 165D			Every 4th 165 operates as a 165D			SB 165D/F trips operate via Barmac			Every 4th 165 operates as a 165D																																
		Every 8th 165 operates as a 165F																																									
Saturday	18-May-13	Saturday early morning			Saturday morning			Saturday afternoon			Saturday early evening			Saturday late evening																													
165 York Mills Stn – Steeles	36.66	Lift	3.5	30' 00"	92	13	23.9	Lift	10	10' 30"	101	4	21.8	Lift	13	8' 00"	101	3	21.8	Lift	5	24' 00"	101	19	21.8	Lift	7	13' 30"	90	5	24.4					547a	537a	200a	209a				
165A York Mills Stn – Canada's Wonderland	59.69							Lift	1	42' 00"	143	5	25.0	Lift	1	40' 00"	143	1	25.0	Lift	6	24' 00"	132	12	27.1													832a	944a	942p	1048p		
165D York Mills Stn – Major Mackenzie & Highway 400	54.31	Lift	4.5	30' 00"	120	15	27.2																														531a	641a	802a	912a			
Combined/Average		8 15' 00"			11 10' 30"			14 8' 00"			11 12' 00"			7 13' 30"																													
					Every 4th 165 operates as a 165A			Every 5th 165 operates as a 165A																																			
Sunday	12-May-13	Sunday morning			Sunday afternoon			Sunday early evening			Sunday late evening																																
165 York Mills Stn – Steeles	36.66							Lift	10	10' 00"	94	6	23.4	Lift	10	10' 00"	94	6	23.4	Lift	5	18' 00"	87	3	25.3	Lift	3	30' 00"	87	3	25.3					820a	910a	102a	1246a				
165A York Mills Stn – Canada's Wonderland	59.69							Lift	1	40' 00"	132	8	27.1	Lift	1	40' 00"	133	7	26.9																			841a	949a	721p	830p		
165D York Mills Stn – Major Mackenzie & Highway 400	54.31																																				-	818a	-	911a			
Combined/Average					11 10' 00"			11 10' 00"			5 18' 00"			3 30' 00"																													
					Every 4th 165 operates as a 165A			Every 4th 165 operates as a 165A																																			



TORONTO TRANSIT COMMISSION

SERVICE SUMMARY

October 13 to November 23, 2013

Route	RT dist (km) and date of last change	Veh type	No. of Veh	Service interval	Run time (min)	Term time (min)	Avg spd (km/h)	Veh type	No. of Veh	Service interval	Run time (min)	Term time (min)	Avg spd (km/h)	Veh type	No. of Veh	Service interval	Run time (min)	Term time (min)	Avg spd (km/h)	Veh type	No. of Veh	Service interval	Run time (min)	Term time (min)	Avg spd (km/h)	Veh type	No. of Veh	Service interval	Run time (min)	Term time (min)	Avg spd (km/h)	First dep NB or WB	First dep SB or EB	Last dep NB or WB	Last dep SB or EB
98 WILLOWDALE-SENLAC	Wil																																		
Monday to Friday	24-Nov-08	Monday-Friday morning peak period				Monday-Friday midday				Monday-Friday afternoon peak period				Monday-Friday early evening				Monday-Friday late evening																	
98 Steeles – Peckham via Sheppard-Yonge Stn	22.06	LF	2.5	30 ' 00 "	75	0	17.7	LF	2	30 ' 00 "	60	0	22.1	LF	2.5	30 ' 00 "	75	0	17.7	LF	2	30 ' 00 "	60	0	22.1	LF	2	30 ' 00 "	60	0	22.1	607a	534a	100a	100a
98A Sheppard-Yonge Stn – Peckham via Senlac	10.90	LF	1.5	30 ' 00 "	39	6	16.8							LF	1.5	30 ' 00 "	39	6	16.8													540a	534a	911a	914a
Combined/Average		4 15 ' 00 "				2 30 ' 00 "				4 15 ' 00 "				2 30 ' 00 "				2 30 ' 00 "																	
Saturday	14-May-11	Saturday early morning				Saturday morning				Saturday afternoon				Saturday early evening				Saturday late evening																	
98 Steeles – Peckham via Sheppard-Yonge Stn	22.06	LF	2	30 ' 00 "	60	0	22.1	LF	2	30 ' 00 "	60	0	22.1	LF	2	30 ' 00 "	60	0	22.1	LF	2	30 ' 00 "	60	0	22.1							600a	600a	1000p	1000p
98A Sheppard-Yonge Stn – Peckham via Senlac	10.90													LF	1	30 ' 00 "	30	0	21.8												1045p	1030p	115a	100a	
Sunday	8-May-11	Sunday morning				Sunday afternoon				Sunday early evening				Sunday late evening																					
98 Steeles – Peckham via Sheppard-Yonge Stn	22.06							LF	2	30 ' 00 "	60	0	22.1	LF	2	30 ' 00 "	60	0	22.1	LF	2	30 ' 00 "	60	0	22.1							830a	830a	1000p	1000p
98A Sheppard-Yonge Stn – Peckham via Senlac	10.90													LF	1	30 ' 00 "	30	0	21.8												1045p	1030p	115a	100a	
		Willowdale to Senlac is SB; Senlac to Willowdale is NB																																	
96 WILSON	Arw	96H branch designations are for internal purposes only																																	
Monday to Friday	15-Oct-13	Monday-Friday morning peak period				Monday-Friday midday				Monday-Friday afternoon peak period				Monday-Friday early evening				Monday-Friday late evening																	
96 York Mills Stn – Humberline & Finch	40.18																																		
96A York Mills Stn – Carrier Dr via Kipling and John Garland	43.63	Lift	6.5	20 ' 00 "	121	9	21.7	Lift	7.5	17 ' 00 "	127	1	20.6	Lift	5.5	24 ' 00 "	128	4	20.5	Lift	6	19 ' 00 "	106	8	24.7	Lift	4	26 ' 00 "	100	4	26.2	524a	557a	105a	1255a
96B York Mills Stn – Humberline & Albion Rd	43.05	Lift	7	20 ' 00 "	130	10	19.9	Lift	7.5	17 ' 00 "	127	1	20.3	Lift	6	24 ' 00 "	134	10	19.3	Lift	6	19 ' 00 "	108	6	23.9	Lift	4	26 ' 00 "	100	4	25.8	542a	611a	120a	110a
96C York Mills Stn – Thistledown via Albion Rd	37.03	Lift	4.5	20 ' 00 "	89	1	25.0						Lift	4	24 ' 00 "	96	0	23.1													533a	600a	855a	937a	
96E Wilson Stn – Humber College Express	32.93	Lift	6	14 ' 00 "	84	0	23.5						Lift	5	17 ' 00 "	84	1	23.5													238p	305p	619p	643p	
96G York Mills Stn – Sheppard & Torbarrie	23.82	Lift	4	20 ' 00 "	75	5	19.1						Lift	3.5	24 ' 00 "	84	0	17.0													645a	601a	905a	903a	
96H Wilson Stn – Thistled. via Albion																														306p	317p	618p	641p		
96S to Wilson Stn	25.86							Lift	2	30 ' 00 "	60	0	25.9							Lift	2	30 ' 00 "	60	0	25.9						551a	631a	850a	911a	
96C To Thistledown via Albion																														325p	255p	637p	655p		
Combined/Average		28 3 ' 41 "				17 6 ' 37 "				24 4 ' 26 "				14 7 ' 13 "				8 13 ' 00 "																	
		96G operates NB on Clayson and SB on Torbarrie.																																	
		96G operates NB on Torbarrie and SB on Clayson.																																	
Saturday	8-Sep-12	Saturday early morning				Saturday morning				Saturday afternoon				Saturday early evening				Saturday late evening																	
96A York Mills Stn – Carrier Dr via Kipling and John Garland	43.63	Lift	3.5	30 ' 00 "	100	5	26.2	Lift	5.5	21 ' 00 "	110	6	23.8																		525a	450a	1154a	1151a	
96B York Mills Stn – Humberline & Albion Rd	43.05	Lift	3.5	30 ' 00 "	102	3	25.3	Lift	5.5	21 ' 00 "	113	3	22.9	Lift	8	16 ' 00 "	118	10	21.9	Lift	5	24 ' 00 "	112	8	23.1	Lift	4	27 ' 00 "	105	3	24.6	540a	504a	122a	121a
96D York Mills Stn – Carrier Dr & Westmore Dr	45.71													Lift	8	16 ' 00 "	124	4	22.1	Lift	5	24 ' 00 "	118	2	23.2						1212p	1211p	936p	953p	
96H Wilson Stn – Thistled. via Albion																																			
96S to Wilson Stn	25.86	Lift	2	30 ' 00 "	60	0	25.9	Lift	2	30 ' 00 "	60	0	25.9	Lift	2	30 ' 00 "	60	0	25.9	Lift	2	30 ' 00 "	60	0	25.9						540a	610a	940p	940p	
96C To Thistledown via Albion																																			
Combined/Average		9 10 ' 00 "				13 7 ' 47 "				18 6 ' 19 "				12 8 ' 34 "				8 13 ' 30 "																	



TORONTO TRANSIT COMMISSION

SERVICE SUMMARY

October 13 to November 23, 2013

Table with columns: Route, RT dist (km) and date of last change, Veh type, No. of Veh, Service interval, Run time (min), Term time (min), Avg spd (km/h). Rows include Sunday service for routes 96A, 96B, 96D, 96H, 96S, and 96C.

96C/H/K operates EB via Tandridge before 3:00pm and WB via Tandridge after 3:00 pm.

Table for route 319 WILSON, Arw, 26-Nov-06. Includes Monday-Friday overnight, Saturday overnight, and Sunday overnight service details.

Table for route 91 WOODBINE, Bir, 3-Sep-13. Includes Monday-Friday morning peak period, Monday-Friday midday, Monday-Friday afternoon peak period, Monday-Friday early evening, and Monday-Friday late evening service details.

Table for Saturday service, 4-Aug-12. Includes Saturday early morning, Saturday morning, Saturday afternoon, Saturday early evening, and Saturday late evening service details.

Table for Sunday service, 29-Jul-12. Includes Sunday morning, Sunday afternoon, Sunday early evening, and Sunday late evening service details.

91C/F operates NB via Laurentide before noon, and operates NB via Valley Woods after noon
91F operates WB on Railside during morning peak period, and operates EB via Railside during afternoon peak period.

Table for route 92 WOODBINE SOUTH, Bir, 15-Oct-13. Includes Monday-Friday morning peak period, Monday-Friday midday, Monday-Friday afternoon peak period, Monday-Friday early evening, and Monday-Friday late evening service details.

Table for Saturday service, 19-Oct-13. Includes Saturday early morning, Saturday morning, Saturday afternoon, Saturday early evening, and Saturday late evening service details.

Table for Sunday service, 13-Oct-13. Includes Sunday morning, Sunday afternoon, Sunday early evening, and Sunday late evening service details.



TORONTO TRANSIT COMMISSION

SERVICE SUMMARY

October 13 to November 23, 2013

Route	RT dist (km) and date of last change	Veh type	No. of Veh	Service interval	Run time (min)	Term time (min)	Avg spd (km/h)	Veh type	No. of Veh	Service interval	Run time (min)	Term time (min)	Avg spd (km/h)	Veh type	No. of Veh	Service interval	Run time (min)	Term time (min)	Avg spd (km/h)	Veh type	No. of Veh	Service interval	Run time (min)	Term time (min)	Avg spd (km/h)	Veh type	No. of Veh	Service interval	Run time (min)	Term time (min)	Avg spd (km/h)	First dep NB or WB	First dep SB or EB	Last dep NB or WB	Last dep SB or EB																					
97 YONGE	Wil																																																							
Monday to Friday	3-Jan-11			Monday-Friday morning peak period						Monday-Friday midday						Monday-Friday afternoon peak period						Monday-Friday early evening							Monday-Friday late evening																											
97 Davisville Stn – Steeles	23.94													LF	2.5	30'00"	75	0	19.2	LF	2.5	30'00"	75	0	19.2							700p	609p	1200a	1208a																					
97A Davisville Stn – York Mills Stn via Yonge Blvd	12.92	LF	2	30'00"	48	12	16.2						LF	2	30'00"	48	12	16.2	LF	1.5	30'00"	40	5	19.4	LF	1.5	30'00"	40	5	19.4	545a	621a	915a	851a																						
97B Queens Quay – Steeles	36.68	LF	5	30'00"	150	0	14.7						LF	5	30'00"	150	0	14.7																																						
97C St Clair Stn – Steeles	26.02							LF	3	30'00"	90	0	17.3																																											
97D St Clair Stn – York Mills Stn via Yonge Blvd	15.21							LF	2	30'00"	60	0	15.2																																											
Combined/Average			7	15'00"					5	15'00"				7	15'00"						4	15'00"					4	15'00"																												
				97B operates via Yonge, Wellington, Bay, Queens Quay and Yonge							97B operates via Yonge, Queens Quay, Bay, Front and Yonge																																													
Saturday	8-Jan-11			Saturday early morning						Saturday morning						Saturday afternoon						Saturday early evening						Saturday late evening																												
97 Davisville Stn – Steeles	23.94	LF	2.5	30'00"	75	0	19.2	LF	3	30'00"	80	10	18.0	LF	3	30'00"	80	10	18.0	LF	3	30'00"	80	10	18.0	LF	2.5	30'00"	75	0	19.2	545a	553a	1245a	1253a																					
97A Davisville Stn – York Mills Stn via Yonge Blvd	12.92	LF	1.5	30'00"	41	4	18.9	LF	2	30'00"	46	14	16.9	LF	2	30'00"	46	14	16.9	LF	2	30'00"	46	14	16.9	LF	1.5	30'00"	40	5	19.4	600a	555a	106a	121a																					
Combined/Average			4	15'00"					5	15'00"				5	15'00"						5	15'00"					4	15'00"																												
Sunday	5-Sep-10									Sunday morning						Sunday afternoon						Sunday early evening						Sunday late evening																												
97 Davisville Stn – Steeles	23.94							LF	3	30'00"	80	10	18.0	LF	3	30'00"	80	10	18.0	LF	2.5	30'00"	75	0	19.2	LF	2.5	30'00"	75	0	19.2	900a	850a	1200a	1208a																					
97A Davisville Stn – York Mills Stn via Yonge Blvd	12.92							LF	2	30'00"	46	14	16.9	LF	2	30'00"	46	14	16.9	LF	1.5	30'00"	36	9	21.5	LF	1.5	30'00"	40	5	19.4	915a	922a	1215a	1245a																					
Combined/Average									5	15'00"				5	15'00"						4	15'00"					4	15'00"																												
				Overnight service provided by 320 YONGE																																																				
1 YONGE-UNIVERSITY-SPADINA SUBWAY	WilSub/Egl/MtD/Wil			Temporary late evening closure for tunnel liner replacement, Sunday to Friday. Trains replaced by buses north of Eglinton Station after approximately 12:30 a.m.																																																				
Monday to Friday	15-Oct-13			Monday-Friday morning peak period						Monday-Friday midday						Monday-Friday afternoon peak period						Monday-Friday early evening						Monday-Friday late evening																												
1 Finch Stn – Downsview Stn	60.45	6carHT	25	4'42"	118	0	30.9	6carHT	33	3'36"	119	0	30.6	6carHT	47	2'31"	118	0	30.7	6carHT	31	3'43"	115	0	31.5	6carHT	23	4'52"	112	0	32.4	603a	540a	1141p	1215a																					
1 Finch Stn – St Clair West Stn	45.06	6carHT	19	4'42"	89	0	30.3																																																	
Gap Trains		6carHT	4	Gap Trains												2 Gap Train																																								
1 Eglinton Stn – Downsview Stn	43.46																										6carHT	18	4'52"	88	0	29.8			118a	128a																				
1 Eglinton Stn – Finch Stn replacement bus	22.49																										LF	18	3'00"	54	0	25.0	1213a	1208a	210a	150a																				
Combined/Average			48	2'21"					33	3'36"				49	2'31"						31	3'43"																																		
Saturday	7-Sep-13			Saturday early morning						Saturday morning						Saturday afternoon						Saturday early evening						Saturday late evening																												
1 Finch Stn – Downsview Stn	60.45	6carHT	23	4'52"	112	0	32.4	6carHT	30	3'48"	114	0	31.8	6carHT	30	3'48"	114	0	31.8	6carHT	23	4'52"	112	0	32.4	6carHT	23	4'52"	112	0	32.4	600a	557a	118a	116a																					
Sunday	31-Mar-13									Sunday morning						Sunday afternoon						Sunday early evening						Sunday late evening																												
1 Finch Stn – Downsview Stn	60.45							6carHT	25	4'30"	113	0	32.2	6carHT	26	4'20"	113	0	32.2	6carHT	23	4'52"	112	0	32.4	6carHT	23	4'52"	112	0	32.4	900a	857a	1141p	1215a																					
1 Eglinton Stn – Downsview Stn	43.46																										6carHT	18	4'52"	88	0	29.8			118a	128a																				
1 Eglinton Stn – Finch Stn replacement bus	22.49																										LF	12	4'30"	54	0	25.0	1213a	1208a	210a	150a																				



SERVICE SUMMARY

October 13 to November 23, 2013

Route	RT dist (km) and date of last change	Veh type	No. of Veh	Service interval	Run time (min)	Term time (min)	Avg spd (km/h)	Veh type	No. of Veh	Service interval	Run time (min)	Term time (min)	Avg spd (km/h)	Veh type	No. of Veh	Service interval	Run time (min)	Term time (min)	Avg spd (km/h)	Veh type	No. of Veh	Service interval	Run time (min)	Term time (min)	Avg spd (km/h)	Veh type	No. of Veh	Service interval	Run time (min)	Term time (min)	Avg spd (km/h)	First dep NB or WB	First dep SB or EB	Last dep NB or WB	Last dep SB or EB				
320 YONGE	Egl/MtD /Wil																																						
Overnight, Monday to Friday	15-Oct-13		Monday-Friday overnight 130a-330a					Monday-Friday overnight 330a-600a																															
320 Queens Quay – Steeles	35.97	LF	26	3' 30"	91	0	23.7	LF	6	15' 00"	90	0	24.0																										
		Additional service operates 500a to 600a																																					
Overnight, Saturday	19-Oct-13		Saturday overnight 130a-330a					Saturday overnight 330a-600a																															
320 Queens Quay – Steeles	35.97	LF	26	3' 30"	91	0	23.7	LF	6	15' 00"	90	0	24.0																										
		Additional service operates 500a to 600a																																					
Overnight, Sunday	13-Oct-13		Sunday overnight 130a-330a					Sunday overnight 330a-600a				Sunday morning 600a-900a																											
320 Queens Quay – Steeles	35.97	LF	6	15' 00"	90	0	24.0	LF	6	15' 00"	90	0	24.0	LF	32	3' 00"	96	0	22.5																				
95 YORK MILLS	Mal/Wil																																						
Monday to Friday	3-Sep-13		Monday-Friday morning peak period					Monday-Friday midday				Monday-Friday afternoon peak period				Monday-Friday early evening				Monday-Friday late evening																			
95 York Mills Stn – Kingston Rd	42.82	LF	18	7' 00"	126	0	20.4	LF	8	15' 00"	116	4	22.2	LF	15	8' 40"	130	0	19.8	LF	8	13' 45"	108	2	23.8	LF	10	10' 00"	94	6	27.3	500a	552a	152a	123a				
95B York Mills Stn – U of T Scarborough	37.64							LF	7	15' 00"	103	2	21.9							LF	7	13' 45"	95	2	23.8														
95C York Mills Stn – Ellesmere Stn	26.78	LF	11	7' 00"	72	5	22.3						LF	9	8' 40"	75	3	21.4																					
95E York Mills Stn – U of T Scarborough Express	37.64	LF	11	9' 00"	97	2	23.3						LF	9	12' 00"	100	8	22.6																					
Combined/Average			40	2' 31"				15	7' 30"				33	3' 11"						15	6' 53"					10	10' 00"												
Saturday	7-Sep-13		Saturday early morning					Saturday morning				Saturday afternoon				Saturday early evening				Saturday late evening																			
95 York Mills Stn – Kingston Rd	42.82	LF	6	20' 00"	113	7	22.7	LF	6	20' 00"	113	7	22.7	LF	8	15' 00"	113	7	22.7	LF	10	10' 00"	100	0	25.7	LF	7	13' 00"	90	1	28.5	603a	600a	122a	1249a				
95B York Mills Stn – U of T Scarborough	37.64	LF	5	20' 00"	100	0	22.6	LF	5	20' 00"	100	0	22.6	LF	7	15' 00"	100	5	22.6																				
			11	10' 00"				11	10' 00"				15	7' 30"						10	10' 00"					7	13' 00"												
Sunday	1-Sep-13		Sunday morning					Sunday afternoon				Sunday early evening				Sunday late evening																							
95 York Mills Stn – Kingston Rd	42.82	LF	6	20' 00"	113	7	22.7	LF	6	20' 00"	113	7	22.7	LF	10	10' 00"	100	0	25.7	LF	7	13' 00"	90	1	28.5														
95B York Mills Stn – U of T Scarborough	37.64	LF	5	20' 00"	100	0	22.6	LF	5	20' 00"	100	0	22.6																										
			11	10' 00"				11	10' 00"				10	10' 00"						7	13' 00"					738a	836a	134a	1249a										
																										900a	850a	700p	610p										
321 YORK MILLS	Mal																																						
Overnight, 7 days a week	2-Aug-09		Monday-Friday overnight					Saturday overnight				Sunday overnight																											
321 York Mills Stn – Finch via Neilson	48.28	LF	3	30' 00"	90	0	32.2	LF	3	30' 00"	90	0	32.2	LF	3	30' 00"	90	0	32.2																				
106 YORK UNIVERSITY	Wil	Running time increase required for construction of the Toronto-York Spadina Subway expansion on Monday-Friday and Saturday.																																					
Monday to Friday	3-Sep-13		Monday-Friday morning peak period					Monday-Friday midday				Monday-Friday afternoon peak period				Monday-Friday early evening				Monday-Friday late evening																			
106 Downsview Stn – York University	18.07	LF	9	7' 00"	61	2	17.8	LF	6	10' 00"	57	3	19.0	LF	7	9' 30"	61	6	17.8	LF	4	15' 00"	57	3	19.0	LF	3	18' 00"	50	4	21.7	601a	545a	245a	215a				
Saturday	8-Sep-12		Saturday early morning					Saturday morning				Saturday afternoon				Saturday early evening				Saturday late evening																			
106 Downsview Stn – York University	18.07	LF	5	12' 00"	55	5	19.7	LF	5	12' 00"	57	3	19.0	LF	6	10' 00"	57	3	19.0	LF	4	12' 00"	45	3	24.1	LF	3	15' 00"	45	0	24.1	600a	600a	245a	215a				
Sunday	13-Oct-13		Sunday morning					Sunday afternoon				Sunday early evening				Sunday late evening																							
106 Downsview Stn – York University	18.07	LF	4	15' 00"	50	10	21.7	LF	6	10' 00"	52	8	20.9	LF	3	15' 00"	45	0	24.1	LF	3	15' 00"	45	0	24.1	LF	3	15' 00"	45	0	24.1	742a	815a	215a	145a				



SERVICE SUMMARY

October 13 to November 23, 2013

Route	RT dist (km) and date of last change	Veh type	No. of Veh	Service interval	Run time (min)	Term time (min)	Avg spd (km/h)	Veh type	No. of Veh	Service interval	Run time (min)	Term time (min)	Avg spd (km/h)	Veh type	No. of Veh	Service interval	Run time (min)	Term time (min)	Avg spd (km/h)	Veh type	No. of Veh	Service interval	Run time (min)	Term time (min)	Avg spd (km/h)	Veh type	No. of Veh	Service interval	Run time (min)	Term time (min)	Avg spd (km/h)	First dep NB or WB	First dep SB or EB	Last dep NB or WB	Last dep SB or EB	
196 YORK UNIVERSITY ROCKET	Wil	Running time increase required for construction of the Toronto-York Spadina Subway expansion on Monday-Friday and Saturday.																																		
Monday to Friday	3-Sep-13	Monday-Friday morning peak period							Monday-Friday midday							Monday-Friday afternoon peak period							Monday-Friday early evening							Monday-Friday late evening						
196A Downsview Stn – York University Express	13.97	LF	20	2 ' 00 "	38	2	22.1	LF	18	2 ' 00 "	36	0	23.3	LF	19	2 ' 00 "	38	0	22.1	LF	12	3 ' 00 "	36	0	23.3	LF	3	11 ' 00 "	32	1	26.2	635a	633a	103a	121a	
196B Sheppard-Yonge Stn – York University, Express via Downsview Stn	23.49	LF	4	6 ' 00 "	60	4	23.5	LF	3	8 ' 00 "	58	2	24.3	LF	4	6 ' 00 "	59	3	23.9	LF	3	9 ' 00 "	58	5	24.3							700a	628a	1033p	1047p	
Combined/Average			24	2 ' 00 "				21	2 ' 00 "				23	2 ' 00 "					15	3 ' 00 "						3	11 ' 00 "									
		Every 3rd 196A operates as a 196B							Every 4th 196A operates as a 196B							Every 3rd 196A operates as a 196B							Every 3rd 196A operates as a 196B													
		Buses operate Southbound on Sentinel before Noon, and Northbound on Sentinel after noon Monday to Friday.																																		
Saturday	31-Mar-12	Saturday early morning							Saturday morning							Saturday afternoon							Saturday early evening							Saturday late evening						
196A Downsview Stn – York University Express	13.32	LF	3	12 ' 00 "	34	2	23.5	LF	3	12 ' 00 "	34	2	23.5	LF	4	10 ' 00 "	36	4	22.2	LF	2	15 ' 00 "	30	0	26.6	LF	2	15 ' 00 "	30	0	26.6	645a	702a	215a	230a	
Sunday	2-Jan-11	Sunday morning							Sunday afternoon							Sunday early evening							Sunday late evening													
196A Downsview Stn – York University Express	13.32							LF	2	15 ' 00 "	30	0	26.6	LF	2	15 ' 00 "	30	0	26.6	LF	2	15 ' 00 "	30	0	26.6	LF	2	15 ' 00 "	30	0	26.6	900a	845a	100a	115a	



SERVICE SUMMARY

October 13 to November 23, 2013

Summary of vehicles and trains in service

	MONDAY-FRIDAY						SATURDAY						SUNDAY					
	Morning	Midday	After-	Early	Late	Over-	Early	Morning	After-	Early	Late	Over-	Early	Morning	After-	Early	Late	Over-
			noon	Evening	Evening	night			noon	Evening	Evening	night			noon	Evening	Evening	night
BUSES																		
Arrow Road Garage																		
12m lift-equipped buses	53	31	50	30	21	0	19	32	34	27	18	0	15	22	22	16	9	0
12m low-floor buses	185	110	182	91	65	9	67	106	108	85	55	9	47	90	91	70	42	9
Total, Arrow Road Garage	238	141	232	121	86	9	86	138	142	112	73	9	62	112	113	86	51	9
Birchmount Garage																		
12m low-floor buses	199	121	191	110	72	9	84	108	109	88	59	6	68	97	99	64	50	5
Total, Birchmount Garage	199	121	191	110	72	9	84	108	109	88	59	6	68	97	99	64	50	5
Eglinton Garage																		
12m low-floor buses	254	136	230	127	77	8	77	134	135	94	65	7	79	113	113	78	55	7
Total, Eglinton Garage	254	136	230	127	77	8	77	134	135	94	65	7	79	113	113	78	55	7
Malvern Garage																		
12m lift-equipped buses	142	61	129	64	36	1	41	57	57	42	24	1	34	47	49	33	27	1
12m low-floor buses	108	65	104	67	49	5	52	67	67	52	37	5	37	55	55	41	32	5
Total, Malvern Garage	250	126	233	131	85	6	93	124	124	94	61	6	71	102	104	74	59	6
Mount Dennis Garage																		
12m low-floor buses	240	141	218	128	83	7	92	151	153	101	69	6	82	123	123	77	54	5
Total, Mount Dennis	240	141	218	128	83	7	92	151	153	101	69	6	82	123	123	77	54	5
Queensway Garage																		
12m low-floor buses	148	94	146	80	52	5	61	86	87	66	44	5	50	68	72	56	40	3
Total, Queensway Garage	148	94	146	80	52	5	61	86	87	66	44	5	50	68	72	56	40	3
Wilson Garage																		
12m lift-equipped buses	56	44	52	28	17	0	30	53	54	34	17	0	13	33	33	16	12	0
12m low-floor buses	198	125	194	102	64	4	70	88	88	61	48	5	72	78	78	60	38	7
Total, Wilson Garage	254	169	246	130	81	4	100	141	142	95	65	5	85	111	111	76	50	7
Total, BUSES																		
12m lift-equipped buses	251	136	231	122	74	1	90	142	145	103	59	1	62	102	104	65	48	1
12m low-floor buses	1332	792	1265	705	462	47	503	740	747	547	377	43	435	624	631	446	311	41
Total, all buses	1583	928	1496	827	536	48	593	882	892	650	436	44	497	726	735	511	359	42

Notes:

SERVICE OUTSIDE TORONTO

Service is operated outside Toronto on the following routes:

160 BATHURST NORTH, 17 BIRCHMOUNT, 105 DUFFERIN NORTH, 35 JANE, 107 KEELE NORTH, 58 MALTON, 102 MARKHAM RD, 129 McCOWAN NORTH, 24 VICTORIA PARK, 224 VICTORIA PARK NORTH, 68 WARDEN and 165 WESTON RD NORTH.

Vehicle numbers include vehicles required for City and/or TTC construction.

	MONDAY-FRIDAY						SATURDAY						SUNDAY					
	Morning	Midday	After-	Early	Late	Over-	Early	Morning	After-	Early	Late	Over-	Early	Morning	After-	Early	Late	Over-
			noon	Evening	Evening	night			noon	Evening	Evening	night			noon	Evening	Evening	night
STREETCARS																		
Roncesvalles Carhouse																		
CLRVs	74	59	76	44	27	2	34	50	50	31	24	2	20	37	37	23	19	2
ALRVs	20	12	14	13	9	2	8	15	15	12	7	2	5	11	11	8	7	2
Total, Roncesvalles Carhouse	94	71	90	57	36	4	42	65	65	43	31	4	25	48	48	31	26	4
Russell Carhouse																		
CLRVs	68	57	73	45	20	1	25	51	51	33	24	1	20	40	39	21	17	1
ALRVs	13	12	15	13	9	1	9	15	15	12	8	1	7	11	11	9	6	1
Total, Russell Carhouse	81	69	88	58	29	2	34	66	66	45	32	2	27	51	50	30	23	2
Total, STREETCARS																		
CLRVs	142	116	149	89	47	3	59	101	101	64	48	3	40	77	76	44	36	3
ALRVs	33	24	29	26	18	3	17	30	30	24	15	3	12	22	22	17	13	3
Total, all streetcars	175	140	178	115	65	6	76	131	131	88	63	6	52	99	98	61	49	6
SUBWAY																		
Wilson Carhouse																		
4-car subway trains	4	4	4	4	4	0	4	4	4	4	4	0	0	4	4	4	4	0
6-car subway trains	48	33	49	31	23	0	23	30	30	23	23	0	0	26	26	23	23	0
Greenwood Carhouse																		
6-car subway trains	43	29	40	26	20	0	20	20	21	20	20	0	0	20	20	20	20	0
Total, SUBWAY TRAINS																		
4-car subway trains	4	4	4	4	4	0	4	4	4	4	4	0	0	4	4	4	4	0
6-car subway trains	91	62	89	57	43	0	43	50	51	43	43	0	0	46	46	43	43	0
Total, all subway trains	95	66	93	61	47	0	47	54	55	47	47	0	0	50	50	47	47	0
McCowan Carhouse																		
4-car RT trains	6	4	6	4	4	0	4	4	4	4	4	0	0	4	4	4	4	0

ARTICULATED STREETCARS (ALRVs)

Monday to Friday ALRVs are used on 501 QUEEN, some morning peak-period runs on 504 KING

On Saturdays ALRVs are used on 501 QUEEN

On Sundays ALRVs are used on 501 QUEEN and, from May to August, on 511 BATHURST.

Alphabetical list of routes, with route direction and operating division

BUSES &

192 Airport Rocket	NS	Qsy
117 Alness	NS	Wil
99 Arrow Rd	NS	Arw
5 Avenue Rd	NS	Wil
61 Avenue Rd North	NS	Wil
7 Bathurst ‡	NS	Wil
160 Bathurst North ‡	NS	Wil
310 Bathurst ‡	NS	Wil
6 Bay	NS	MtD
11 Bayview	NS	Wil
9 Bellamy	NS	Bir
17 Birchmount	NS	Bir
49 Bloor West	EW	Qsy
300 Bloor-Danforth	EW	B/E/MtD/Q
21 Brimley	NS	Bir
8 Broadview	NS	Bir
50 Burnhamthorpe	EW	Qsy
120 Calvington	EW	Arw
126 Christie	NS	MtD
20 Cliffside	EW	Bir
87 Cosburn	EW	Bir
22 Coxwell	NS	Bir
322 Coxwell	NS	Bir
42 Cummer	EW	Wil
113 Danforth	EW	Bir
302 Danforth Rd-McCowan	NS	Bir
127 Davenport	EW	MtD
28 Davisville	EW	Wil
23 Dawes	NS	Bir
25 Don Mills	NS	Egl
303 Don Mills	NS	Egl
108 Downsview	EW	Arw
101 Downsview Park ✨	EW	Arw
142 Downtown/Avenue Rd Express	NS	Wil
143 Downtown/Beach Express	EW	Bir
144 Downtown/Don Valley Express	NS	Egl
145 Downtown/Humber Bay Express	NS	Qsy
141 Downtown/Mt Pleasant Express	NS	MtD
125 Drewry	EW	Wil
29 Dufferin ‡ †	NS	Wil
329 Dufferin ‡	NS	MtD/Wil
105 Dufferin North	NS	Wil
26 Dupont	EW	Qsy
111 East Mall	NS	Qsy
404 East York Community Bus	EW	W-T
34 Eglinton East	EW	Egl
305 Eglinton East	EW	Egl
32 Eglinton West	EW	MtD
307 Eglinton West	EW	MtD
405 Etobicoke Community Bus	EW	W-T
15 Evans	EW	Qsy

193 Exhibition Rocket ✨	NS	Wil
104 Faywood	NS	Wil
39 Finch East †	EW	Mal
308 Finch East	EW	Arw/Mal
36 Finch West ‡	EW	Arw
309 Finch West ‡	EW	Arw/Mal
139 Finch-Don Mills †	EW	Mal
199 Finch Rocket †	EW	Mal
100 Flemingdon Park	NS	Egl
33 Forest Hill	NS	Wil
135 Gerrard	EW	Bir
14 Glencairn	NS	MtD
122 Graydon Hall	EW	Wil
31 Greenwood	NS	Bir
38 Highland Creek	EW	Mal
191 Highway 27 Rocket	NS	Arw
169 Huntingwood	EW	Wil
37 Islington	NS	Arw
311 Islington	NS	Arw
110 Islington South	NS	Qsy
35 Jane ‡	NS	Arw
313 Jane ‡	NS	Arw
83 Jones	NS	Bir
40 Junction	EW	Qsy
41 Keele	NS	MtD
107 Keele North †	NS	Wil
43 Kennedy	NS	Egl
12 Kingston Rd	EW	Bir
45 Kipling	NS	Qsy
44 Kipling South	NS	Qsy
30 Lambton	EW	Qsy
47 Lansdowne	NS	MtD
54 Lawrence East	EW	Egl
354 Lawrence East	EW	Egl
400 Lawrence Manor Community Bus	EW	W-T
52 Lawrence West	EW	MtD
352 Lawrence West	EW	MtD
162 Lawrence-Donway	EW	Wil
56 Leaside	NS	Wil
51 Leslie	NS	Wil
64 Main	NS	Bir
58 Malton	EW	MtD
59 Maple Leaf	EW	Arw
102 Markham Rd	NS	Bir
46 Martin Grove	NS	Arw
16 McCowan	NS	Bir
129 McCowan North	NS	Mal
130 Middlefield †	NS	Mal
57 Midland	NS	Bir
132 Milner	EW	Mal
116 Morningside	EW	Egl
62 Mortimer	EW	Bir

171 Mt Dennis	NS	MtD
74 Mt Pleasant	NS	Wil
103 Mt Pleasant North	NS	Wil
133 Neilson	NS	Mal
131 Nugget †	EW	Mal
70 O'Connor	EW	Egl
63 Ossington	NS	MtD
316 Ossington	NS	MtD/Wil
72 Pape	NS	Bir
402 Parkdale Community Bus	NS	W-T
65 Parliament	NS	Bir
67 Pharmacy	NS	Egl
167 Pharmacy North	NS	Bir
66 Prince Edward	NS	Qsy
134 Progress	NS	Mal
80 Queensway	EW	Qsy
109 Rane	NS	Wil
48 Rathburn	EW	Qsy
161 Rogers Rd	EW	MtD
82 Rosedale	EW	Wil
73 Royal York	NS	Qsy
76 Royal York South	NS	Qsy
71 Runnymede	NS	MtD
86 Scarborough	EW	Egl
190 Scarborough Centre Rocket †	EW	Mal
79 Scarlett Rd	NS	MtD
85 Sheppard East	EW	Mal
385 Sheppard East	EW	Mal
84 Sheppard West	EW	Arw
75 Sherbourne ‡	NS	Wil
123 Shorncliffe	NS	Qsy
115 Silver Hills	EW	Wil
403 South Don Mills Community Bus	NS	W-T
88 South Leaside	EW	Wil
78 St Andrews	EW	Wil
312 St Clair	EW	Arw
53 Steeles East †	EW	Mal
353 Steeles East †	EW	Mal
60 Steeles West	EW	Arw
124 Sunnybrook	EW	Wil
77 Swansea	NS	MtD
168 Symington	NS	Qsy
81 Thorncliffe Park	NS	Bir
407 Toronto Rehab Centre Comm Link	EW	W-T
10 Van Horne	EW	Wil
90 Vaughan	NS	Wil
24 Victoria Park	NS	Bir
324 Victoria Park	NS	Bir
224 Victoria Park North	NS	Egl
68 Warden	NS	Egl
69 Warden South	NS	Bir
55 Warren Park	NS	MtD

94 Wellesley	EW	MtD
112 West Mall	NS	Qsy
89 Weston	NS	MtD
165 Weston Rd North †	EW	Arw
98 Willowdale-Senlac	EW	Wil
96 Wilson †	EW	Arw
319 Wilson	EW	Arw
91 Woodbine	NS	Bir
92 Woodbine South	NS	Bir
97 Yonge	NS	Wil
320 Yonge	NS	Egl/Wil/MtD
95 York Mills	EW	Mal/Wil
321 York Mills	EW	Mal
106 York University	EW	Wil
196 York University Rocket	EW	Wil

STREETCARS

511 Bathurst ‡	NS	Ron
506 Carlton ‡	EW	Ron/Rus
306 Carlton ‡	EW	Ron/Rus
502 Downtowner ‡	EW	Rus
505 Dundas ‡	EW	Ron/Rus
509 Harbourfront ‡	EW	Ron
504 King ‡	EW	Ron/Rus
503 Kingston Rd ‡	EW	Rus
508 Lake Shore ‡	EW	Ron
501 Queen ‡	EW	Ron/Rus
301 Queen ‡	EW	Ron/Rus
510 Spadina ‡	NS	Rus
512 St Clair ‡	EW	Ron

RAPID TRANSIT &

1 Yonge-University-Spadina Subway	NS	WilSub
2 Bloor-Danforth Subway	EW	DanSub
3 Scarborough RT	NS	DanSub
4 Sheppard Subway	EW	WilSub

- ‡ — Transit-priority traffic signals on route
- † — Accessible service using lift-equipped buses
- ✨ — Seasonal, special-event, or temporary construction service

& All bus routes are accessible, and use low-floor buses unless otherwise indicated

🚲 164 of 170 bus routes are bike rack equipped (all bus routes numbered 5 to 385)

Numerical list of routes, with route direction and operating division

BUSES &

5 Avenue Rd	NS	Wil
6 Bay	NS	MtD
7 Bathurst	NS	Wil
8 Broadview	NS	Bir
9 Bellamy	NS	Bir
10 Van Horne	EW	Wil
11 Bayview	NS	Wil
12 Kingston Rd	EW	Bir
14 Glencairn	EW	MtD
15 Evans	EW	Qsy
16 McCowan	NS	Bir
17 Birchmount	NS	Bir
20 Cliffside	EW	Bir
21 Brimley	NS	Bir
22 Coxwell	NS	Bir
23 Dawes	NS	Bir
24 Victoria Park	NS	Bir
25 Don Mills	NS	Egl
26 Dupont	EW	Qsy
28 Davisville	EW	Wil
29 Dufferin	NS	Wil
30 Lambton	EW	Qsy
31 Greenwood	NS	Bir
32 Eglinton West	EW	MtD
33 Forest Hill	NS	Wil
34 Eglinton East	EW	Egl
35 Jane	NS	Arw
36 Finch West	EW	Arw
37 Islington	NS	Arw
38 Highland Creek	EW	Mal
39 Finch East	EW	Mal
40 Junction	EW	Qsy
41 Keele	NS	MtD
42 Cummer	EW	Wil
43 Kennedy	NS	Egl
44 Kipling South	NS	Qsy
45 Kipling	NS	Qsy
46 Martin Grove	NS	Arw
47 Lansdowne	NS	MtD
48 Rathburn	EW	Qsy
49 Bloor West	EW	Qsy
50 Burnhamthorpe	EW	Qsy
51 Leslie	NS	Wil
52 Lawrence West	EW	MtD
53 Steeles East	EW	Mal
54 Lawrence East	EW	Egl
55 Warren Park	NS	MtD
56 Leaside	NS	Wil
57 Midland	NS	Bir
58 Malton	EW	MtD

59 Maple Leaf	EW	Arw
60 Steeles West	EW	Arw
61 Avenue Rd North	NS	Wil
62 Mortimer	EW	Bir
63 Ossington	NS	MtD
64 Main	NS	Bir
65 Parliament	NS	Bir
66 Prince Edward	NS	Qsy
67 Pharmacy	NS	Egl
68 Warden	NS	Egl
69 Warden South	NS	Bir
70 O'Connor	EW	Egl
71 Runnymede	NS	MtD
72 Pape	NS	Bir
73 Royal York	NS	Qsy
74 Mt Pleasant	NS	Wil
75 Sherbourne	NS	Wil
76 Royal York South	NS	Qsy
77 Swansea	NS	MtD
78 St Andrews	EW	Wil
79 Scarlett Rd	NS	MtD
80 Queensway	EW	Qsy
81 Thorncliffe Park	NS	Bir
82 Rosedale	EW	Wil
83 Jones	NS	Bir
84 Sheppard West	EW	Arw
85 Sheppard East	EW	Mal
86 Scarborough	EW	Egl
87 Cosburn	EW	Bir
88 South Leaside	EW	Wil
89 Weston	NS	MtD
90 Vaughan	NS	Wil
91 Woodbine	NS	Bir
92 Woodbine South	NS	Bir
94 Wellesley	EW	MtD
95 York Mills	EW	Mal/Wil
96 Wilson	EW	Arw
97 Yonge	NS	Wil
98 Willowdale-Senlac	EW	Wil
99 Arrow Rd	NS	Arw
100 Flemingdon Park	NS	Egl
101 Downsview Park	EW	Arw
102 Markham Rd	NS	Bir
103 Mt Pleasant North	NS	Wil
104 Faywood	NS	Wil
105 Dufferin North	NS	Wil
106 York University	EW	Wil
107 Keele North	NS	Wil
108 Downsview	EW	Arw
109 Ranee	NS	Wil
110 Islington South	NS	Qsy

111 East Mall	NS	Qsy
112 West Mall	NS	Qsy
113 Danforth	EW	Bir
115 Silver Hills	EW	Wil
116 Morningside	EW	Egl
117 Alness	NS	Wil
120 Calvington	EW	Arw
122 Graydon Hall	EW	Wil
123 Shorncliffe	NS	Qsy
124 Sunnybrook	EW	Wil
125 Drewry	EW	Wil
126 Christie	NS	MtD
127 Davenport	EW	MtD
129 McCowan North	NS	Mal
130 Middlefield	NS	Mal
131 Nugget	EW	Mal
132 Milner	EW	Mal
133 Neilson	NS	Mal
134 Progress	NS	Mal
135 Gerrard	EW	Bir
139 Finch-Don Mills	EW	Mal
141 Downtown/Mt Pleasant Express	NS	MtD
142 Downtown/Avenue Rd Express	NS	Wil
143 Downtown/Beach Express	EW	Bir
144 Downtown/Don Valley Express	NS	Egl
145 Downtown/Humber Bay Express	NS	Qsy
160 Bathurst North	NS	Wil
161 Rogers Rd	EW	MtD
162 Lawrence-Donway	EW	Wil
165 Weston Rd North	EW	Arw
167 Pharmacy North	NS	Bir
168 Symington	NS	Qsy
169 Huntingwood	EW	Wil
171 Mt Dennis	NS	MtD
190 Scarborough Centre Rocket	EW	Mal
191 Highway 27 Rocket	NS	Arw
192 Airport Rocket	NS	Qsy
193 Exhibition Rocket	NS	Wil
196 York University Rocket	EW	Wil
199 Finch Rocket	EW	Mal
224 Victoria Park North	NS	Egl
300 Bloor-Danforth	EW	B/E/MtD/Q
302 Danforth Rd-McCowan	NS	Bir
303 Don Mills	NS	Egl
305 Eglinton East	EW	Egl
307 Eglinton West	EW	MtD
308 Finch East	EW	Arw/Mal
309 Finch West	EW	Arw/Mal
310 Bathurst	NS	Wil
311 Islington	NS	Arw
312 St Clair	EW	Arw

313 Jane	NS	Arw
316 Ossington	NS	MtD/Wil
319 Wilson	EW	Arw
320 Yonge	NS	Egl/Wil/MtD
321 York Mills	EW	Mal
322 Coxwell	NS	Bir
324 Victoria Park	NS	Bir
329 Dufferin	NS	MtD/Wil
352 Lawrence West	EW	MtD
353 Steeles East	EW	Mal
354 Lawrence East	EW	Egl
385 Sheppard East	EW	Mal
400 Lawrence Manor Community Bus	EW	W-T
402 Parkdale Community Bus	NS	W-T
403 South Don Mills Community Bus	NS	W-T
404 East York Community Bus	EW	W-T
405 Etobicoke Community Bus	EW	W-T
407 Toronto Rehab Centre Comm Link	EW	W-T

STREETCARS

301 Queen	EW	Ron/Rus
306 Carlton	EW	Ron/Rus
501 Queen	EW	Ron/Rus
502 Downtowner	EW	Rus
503 Kingston Rd	EW	Rus
504 King	EW	Ron/Rus
505 Dundas	EW	Ron/Rus
506 Carlton	EW	Ron/Rus
508 Lake Shore	EW	Ron
509 Harbourfront	EW	Ron
510 Spadina	NS	Rus
511 Bathurst	NS	Ron
512 St Clair	EW	Ron

RAPID TRANSIT &

1 Yonge-University-Spadina Subway	NS	WilSub
2 Bloor-Danforth Subway	EW	DanSub
3 Scarborough RT	NS	DanSub
4 Sheppard Subway	EW	WilSub

⚡ — Transit-priority traffic signals on route

♿ — Accessible service using lift-equipped buses

✳ — Seasonal, special-event, or temporary construction service

♿ All bus routes are accessible, and use low-floor buses unless otherwise indicated

🚲 164 of 170 bus routes are bike rack equipped (all bus routes numbered 5 to 385)

List of routes by operating division, September 2013

ARROW ROAD DIVISION ㄨ ㄨ ㄨ ㄨ		
99 Arrow Rd	NS	Arw
120 Calvington	EW	Arw
108 Downsview	EW	Arw
101 Downsview Park ㄨ	EW	Arw
36 Finch West ㄨ	EW	Arw
308 Finch East	EW	Arw/Mal
309 Finch West ㄨ	EW	Arw/Mal
191 Highway 27 Rocket	NS	Arw
37 Islington	NS	Arw
311 Islington	NS	Arw
35 Jane ㄨ	NS	Arw
313 Jane ㄨ	NS	Arw
59 Maple Leaf	EW	Arw
46 Martin Grove	NS	Arw
84 Sheppard West	EW	Arw
312 St Clair	EW	Arw
60 Steeles West	EW	Arw
165 Weston Rd North ㄨ	EW	Arw
96 Wilson ㄨ	EW	Arw
319 Wilson	EW	Arw
BIRCHMOUNT DIVISION ㄨ ㄨ		
9 Bellamy	NS	Bir
17 Birchmount	NS	Bir
300 Bloor-Danforth	EW	B/E/MtD/Q
21 Brimley	NS	Bir
8 Broadview	NS	Bir
20 Cliffside	EW	Bir
87 Cosburn	EW	Bir
22 Coxwell	NS	Bir
322 Coxwell	NS	Bir
113 Danforth	EW	Bir
302 Danforth Rd-McCowan	NS	Bir
23 Dawes	NS	Bir
143 Downtown/Beach Express	EW	Bir
135 Gerrard	EW	Bir
31 Greenwood	NS	Bir
83 Jones	NS	Bir
12 Kingston Rd	EW	Bir
64 Main	NS	Bir
102 Markham Rd	NS	Bir
16 McCowan	NS	Bir
57 Midland	NS	Bir
62 Mortimer	EW	Bir
72 Pape	NS	Bir
65 Parliament	NS	Bir
167 Pharmacy North	NS	Bir
81 Thorncliffe Park	NS	Bir
24 Victoria Park	NS	Bir
324 Victoria Park	NS	Bir
69 Warden South	NS	Bir
91 Woodbine	NS	Bir
92 Woodbine South	NS	Bir
DANFORTH DIVISION ㄨ		
2 Bloor-Danforth Subway	EW	DanSub



3 Scarborough RT	NS	DanSub
EGLINTON DIVISION ㄨ ㄨ		
300 Bloor-Danforth	EW	B/E/MtD/Q
25 Don Mills	NS	Egl
303 Don Mills	NS	Egl
144 Downtown/Don Valley Express	NS	Egl
34 Eglinton East	EW	Egl
305 Eglinton East	EW	Egl
100 Flemingdon Park	NS	Egl
43 Kennedy	NS	Egl
54 Lawrence East	EW	Egl
354 Lawrence East	EW	Egl
116 Morningside	EW	Egl
70 O'Connor	EW	Egl
67 Pharmacy	NS	Egl
86 Scarborough	EW	Egl
224 Victoria Park North	NS	Egl
68 Warden	NS	Egl
320 Yonge	NS	Egl/Wil/MtD
MALVERN DIVISION ㄨ ㄨ ㄨ ㄨ		
39 Finch East ㄨ	EW	Mal
308 Finch East	EW	Arw/Mal
309 Finch West ㄨ	EW	Arw/Mal
139 Finch-Don Mills ㄨ	EW	Mal
38 Highland Creek	EW	Mal
129 McCowan North	NS	Mal
130 Middlefield ㄨ	NS	Mal
132 Milner	EW	Mal
133 Neilson	NS	Mal
131 Nugget ㄨ	EW	Mal
134 Progress	NS	Mal
190 Scarborough Centre Rocket ㄨ	EW	Mal
199 Finch Rocket ㄨ	EW	Mal
85 Sheppard East	EW	Mal
385 Sheppard East	EW	Mal
53 Steeles East ㄨ	EW	Mal
353 Steeles East ㄨ	EW	Mal
95 York Mills	EW	Mal/Wil
321 York Mills	EW	Mal
MOUNT DENNIS DIVISION ㄨ ㄨ		
6 Bay	NS	MtD
300 Bloor-Danforth	EW	B/E/MtD/Q
126 Christie	NS	MtD
127 Davenport	EW	MtD
141 Downtown/Mt Pleasant Express	NS	MtD
329 Dufferin ㄨ	NS	MtD/Wil
32 Eglinton West	EW	MtD
307 Eglinton West	EW	MtD
14 Glencairn	EW	MtD
41 Keele	NS	MtD
47 Lansdowne	NS	MtD
52 Lawrence West	EW	MtD
352 Lawrence West	EW	MtD
58 Malton	EW	MtD



171 Mt Dennis	NS	MtD
63 Ossington	NS	MtD
316 Ossington	NS	MtD/Wil
161 Rogers Rd	EW	MtD
71 Runnymede	NS	MtD
79 Scarlett Rd	NS	MtD
77 Swansea	NS	MtD
55 Warren Park	NS	MtD
94 Wellesley	EW	MtD
89 Weston	NS	MtD
320 Yonge	NS	Egl/Wil/MtD
QUEENSWAY DIVISION ㄨ ㄨ		
192 Airport Rocket	NS	Qsy
49 Bloor West	EW	Qsy
300 Bloor-Danforth	EW	B/E/MtD/Q
50 Burnhamthorpe	EW	Qsy
145 Downtown/Humber Bay Express	NS	Qsy
26 Dupont	EW	Qsy
111 East Mall	NS	Qsy
15 Evans	EW	Qsy
110 Islington South	NS	Qsy
40 Junction	EW	Qsy
44 Kipling South	NS	Qsy
45 Kipling	NS	Qsy
30 Lambton	EW	Qsy
66 Prince Edward	NS	Qsy
80 Queensway	EW	Qsy
48 Rathburn	EW	Qsy
73 Royal York	NS	Qsy
76 Royal York South	NS	Qsy
123 Shorncliffe	NS	Qsy
168 Symington	NS	Qsy
112 West Mall	NS	Qsy
RONCESVALLES DIVISION		
511 Bathurst ㄨ	NS	Ron
506 Carlton ㄨ	EW	Ron/Rus
306 Carlton ㄨ	EW	Ron/Rus
505 Dundas ㄨ	EW	Ron/Rus
509 Harbourfront ㄨ	EW	Ron
504 King ㄨ	EW	Ron/Rus
508 Lake Shore ㄨ	EW	Ron
501 Queen ㄨ	EW	Ron/Rus
301 Queen ㄨ	EW	Ron/Rus
512 St Clair ㄨ	EW	Ron
RUSSELL DIVISION		
506 Carlton ㄨ	EW	Ron/Rus
306 Carlton ㄨ	EW	Ron/Rus
502 Downtowner ㄨ	EW	Rus
505 Dundas ㄨ	EW	Ron/Rus
504 King ㄨ	EW	Ron/Rus
503 Kingston Rd ㄨ	EW	Rus
501 Queen ㄨ	EW	Ron/Rus
301 Queen ㄨ	EW	Ron/Rus
510 Spadina ㄨ	NS	Rus



WILSON DIVISION — BUS ㄨ ㄨ ㄨ ㄨ		
117 Alless	NS	Wil
5 Avenue Rd	NS	Wil
61 Avenue Rd North	NS	Wil
7 Bathurst ㄨ	NS	Wil
160 Bathurst North ㄨ	NS	Wil
310 Bathurst ㄨ	NS	Wil
11 Bayview	NS	Wil
42 Cummer	EW	Wil
28 Davisville	EW	Wil
142 Downtown/Avenue Rd Express	NS	Wil
125 Drewry	EW	Wil
29 Dufferin ㄨ ㄨ	NS	Wil
105 Dufferin North	NS	Wil
329 Dufferin ㄨ	NS	MtD/Wil
193 Exhibition Rocket ㄨ	NS	Wil
104 Faywood	NS	Wil
33 Forest Hill	NS	Wil
122 Graydon Hall	EW	Wil
169 Huntingwood	EW	Wil
107 Keele North ㄨ	NS	Wil
162 Lawrence-Donway	EW	Wil
56 Leaside	NS	Wil
51 Leslie	NS	Wil
74 Mt Pleasant	NS	Wil
103 Mt Pleasant North	NS	Wil
316 Ossington	NS	MtD/Wil
109 Ranee	NS	Wil
82 Rosedale	EW	Wil
75 Sherbourne ㄨ	NS	Wil
115 Silver Hills	EW	Wil
88 South Leaside	EW	Wil
78 St Andrews	EW	Wil
124 Sunnybrook	EW	Wil
10 Van Horne	EW	Wil
90 Vaughan	NS	Wil
98 Willowdale-Senlac	EW	Wil
97 Yonge	NS	Wil
320 Yonge	NS	Egl/Wil/MtD
95 York Mills	EW	Mal/Wil
106 York University	EW	Wil
196 York University Rocket	EW	Wil
WILSON DIVISION — SUBWAY ㄨ		
1 Yonge-University-Spadina Subway	NS	WilSub
4 Sheppard Subway	EW	WilSub
WHEEL-TRANS OPERATIONS ㄨ		
404 East York Community Bus	EW	W-T
400 Lawrence Manor Community Bus	EW	W-T
402 Parkdale Community Bus	NS	W-T
403 South Don Mills Community Bus	NS	W-T
405 Etobicoke Community Bus	EW	W-T
407 Toronto Rehab Centre Comm Link	EW	W-T



List of rapid transit stations, with connecting routes

1 YONGE-UNIVERSITY-SPADINA SUBWAY



Finch   36, 39, 42, 53, 60, 97, 125, 199, GO buses, York Region Transit, VIVA, Brampton Transit



North York Centre   97, GO buses



Sheppard-Yonge   4, 84, 85, 97, 98, 196, GO buses

York Mills   78, 95, 96, 97, 115, 122, 165, GO buses



Lawrence 52, 97, 124, 162



Eglinton   5, 32, 34, 51, 54, 56, 61, 97, 100, 103



Davisville   11, 14, 28, 97

St Clair   74, 88, 97, 512



Summerhill 97



Rosedale   82, 97

Bloor-Yonge   2, 97




Wellesley   94, 97



College 97, 506



Dundas   97, 505

Queen   97, 141, 142, 143, 144, 501, 502



King 97, 503, 504, 508

Union   6, 72 , 97, 503, 509, 510, GO trains/buses



St Andrew (King Street)   503, 504, 508

Osgoode (Queen Street)   141, 142, 143, 144, 501, 502

St Patrick (Dundas Street) 142, 505

Queen’s Park (College Street)   5, 142, 506



Museum 5, 94, 142

St George   2, 26



Spadina * 2, 127, 510

Dupont 26, 127

St Clair West 7, 33, 90, 126, 512




Eglinton West   32, 63, 109

Glencairn 14



Lawrence West   52, 58, 59, 109, 400

Yorkdale 47, 109, GO buses, York Region Transit

Wilson 7, 29, 96, 104, 120, 160, 165



Downsview   84, 101 , 105, 106, 107, 108, 117, 196, VIVA



2 BLOOR-DANFORTH SUBWAY



Kipling   30, 44, 45, 46, 49, 111, 112, 123, 191, 192, GO trains



Islington 37, 50, 110, Mississauga Transit



Royal York 15, 48, 73, 76




Old Mill   66

Jane   26, 35, 55

Runnymede   71, 77, 79

High Park   30

Keele   41, 80, 89



Dundas West   40, 168, 193 , 504, 505, GO trains



Lansdowne 47



Dufferin 29, 402

Ossington 63, 94, 161



Christie 126

Bathurst   7, 511



Spadina   * 1, 127, 510



St George   1, 26

Bay (Yorkville) 6

Bloor-Yonge   1, 97



Sherbourne 75



Castle Frank   65, 94

Broadview   8, 62, 87, 100, 504, 505

Chester 25, 72, 81



Pape 25, 72, 81



Donlands   56, 83

Greenwood   31



Coxwell 22, 70

Woodbine 91, 92



Main Street   20, 23, 62, 64, 87, 113, 135, 506, GO trains



Victoria Park   12, 24, 67, 404

Warden 9, 16, 17, 68, 69, 70, 102, 135

Kennedy   3, 12, 20, 21, 34, 43, 57, 86, 113, 116, 131, GO trains



3 SCARBOROUGH RT

Kennedy   2, 12, 20, 21, 34, 43, 57, 86, 113, 116, 131, GO trains

Lawrence East   54



Ellesmere 95



Midland 57



Scarborough Centre   9, 16, 21, 38, 43, 129, 130, 131, 132, 133, 134, 169, 190, 199, GO buses



McCowan 9, 134



4 SHEPPARD SUBWAY

Sheppard-Yonge   1, 84, 85, 97, 98, 196, GO buses


Bayview   11, 85


Leslie   51, 85, GO trains



Bessarion   85



Don Mills   10, 24, 25, 85, 139, 167, 169, 190, 224, York Region Transit, VIVA

510 SPADINA streetcar and 509 HARBOURFRONT streetcar



Spadina  2, 127, 510

Queens Quay (Ferry Docks)  6, 97, 509, 510

Union   1, 6, 72, 97, 503, 509, 510, GO trains/buses



Exhibition   29, 509, 511, GO trains



GO TRAIN STATIONS SERVED BY TTC



Toronto – Union Station   See Union Station

Long Branch 110, 123, 501, 508, Mississauga Transit



Mimico 76



Exhibition   29, 509, 511



Danforth   See Main Street Station


Scarborough   9, 12, 16, 20, 102, 113


Eglinton 9, 34, 86, 116

Guildwood   86, 116


Rouge Hill   38, 54, 85, Durham Region Transit


Malton   58, Mississauga Transit


Etobicoke North  37, 45, Mississauga Transit


Weston  52, 58, 59, 79, 89


Bloor See Dundas West Station

Maple  107, York Region Transit


Rutherford  107, York Region Transit


York University  41


Old Cummer  39, 42, 51


Oriole  4, 10, 51, 85, 115, 169


Kipling See Kipling Station



Mount Joy  102, York Region Transit

Markham  102, York Region Transit








Centennial  129, York Region Transit

Milliken  43, 53, 57, York Region Transit

Agincourt  43, 57, 85

Kennedy   See Kennedy Station

* No level access to 1 YONGE-UNIVERSITY-SPADINA subway platforms at Spadina Stn

-  – Elevators to all levels
-  – Station fully accessible
-   – Level access to southbound platform (obstacles may exist at doors)
-   – Level access from street to accessible buses (obstacles may exist at doors)
-  – Seasonal, special-event, or temporary construction service

Thirty-one of the TTC’s 69 stations are fully accessible

Toronto Transit Commission
List of transit vehicles

Type	Vehicle number series	Model	Vehicles in service	Garage/ Carhouse	Built	Seats	Length	Track Gauge	Accessible?	Air conditioned?	Fuel/ Propulsion	Manufacturer
Bus	1000-1149	Orion VII	150	Mal, MtD	2006	38	12 m	–	Low floor &	Yes	Diesel-electric	Orion Bus Industries
Bus	1200-1423	Orion VII “Next Gen”	223	Arw, MtD, Wil	2007-2008	36	12 m	–	Low floor &	Yes	Diesel-electric	Daimler Buses North America
Bus	1500-1689	Orion VII “Next Gen”	188	MtD	2008	36	12 m	–	Low floor &	Yes	Diesel-electric	Daimler Buses North America
Bus	1700-1829	Orion VII “Next Gen”	130	Mal, Wil	2009	36	12 m	–	Low floor &	Yes	Diesel-electric	Daimler Buses North America
Bus	7000-7134	Orion V	135	Mal	1996	36	12 m	–	Lift &H	Yes	Diesel	Orion Bus Industries
Bus	7200-7251	RTS	52	Arw	1998	39	12 m	–	Lift &H	Yes	Diesel	Nova Bus
Bus	7300-7350	D40LF	50	Qsy	1998-1999	35	12 m	–	Low floor &	Yes	Diesel	New Flyer Industries
Bus	7400-7882	Orion VII	482	Bir, Egl	2002-2005	38	12 m	–	Low floor &	Yes	Diesel	Orion Bus Industries
Bus	7900-7979	Orion VII	80	Arw, Qsy	2006	38	12 m	–	Low floor &	Yes	Diesel	Orion Bus Industries
Bus	8000-8099	Orion VII	100	Qsy	2007	38	12 m	–	Low floor &	Yes	Diesel	DaimlerChrysler CBNA
Bus	8100-8219	Orion VII “Next Gen”	120	Bir, Wil	2010	36	12 m	–	Low floor &	Yes	Diesel	Daimler Buses North America
Bus	8300-8396	Orion VII “Next Gen”	97	Wil	2011-2012	36	12 m	–	Low floor &	Yes	Diesel	Daimler Buses North America
Bus	9000-9152	LFS Artic	<i>0 of 153¹</i>	–	<i>2013-2014</i>	–	18 m	–	Low floor &	Yes	Diesel	Nova Bus
Bus	9400-9449	Orion V	50	Wil	1996	37	12 m	–	Lift &H	Yes	Diesel	Orion Bus Industries
Wheel-Trans Bus	9751-9889	ELF	138 ⁴	W-T	1999-2003	5	7 m	–	Low floor &	Yes	Diesel	Overland Custom Coach
Wheel-Trans Bus	W100-W297	The Friendly Bus	198 ²	W-T	2009-2012	8	8 m	–	Low floor &	Yes	Diesel	American Bus Products Inc.
Streetcar	4000-4199	CLRV L-1, L-2	195	Ron, Rus	1977-1981	42-46	15 m	1495 mm	No	1 of 195	Electric	UTDC/SIG/Hawker Siddeley
Streetcar	4200-4251	ALRV L-3	52	Ron, Rus	1987-1989	61	23 m	1495 mm	No	No	Electric	UTDC/Can Car Rail
Streetcar	4400-4603	FLEXITY	<i>0 of 204²</i>	–	<i>2012-2018</i>	70	30 m	1495 mm	Low floor &	Yes	Electric	Bombardier Inc.
Light rail car	–	FLEXITY	<i>0 of 183³</i>	–	<i>2013-2020</i>	60	30 m	1435 mm	Low floor &	Yes	Electric	Bombardier Inc.
Rapid transit car	3000-3027	S-1	28	McCowan	1983-1986	30	13 m	1435 mm	Level boarding &	Yes	Electric	UTDC/Metro Canada Ltd.
Subway car	5000-5371	T-1	370	GrnSub/WilSub	1995-2001	66	23 m	1495 mm	Level boarding &	Yes	Electric	Bombardier Inc.
Subway car	5381-6076	Toronto Rocket	420 ²	WilSub	<i>2009-2013</i>	60-68	23 m	1495 mm	Level boarding &	Yes	Electric	Bombardier Inc.
Subway car	5810-5935	H-6	126 ⁴	GrnSub	1986-1989	76	23 m	1495 mm	Level boarding &	Yes	Electric	UTDC/Can Car Rail

Updated August 2, 2013. Sources: *Bus Maintenance Department Active Bus Allocation* and *Vehicle Roster Lists – Surface Vehicle Engineering*.

Abbreviations

Arw	Arrow Road	GrnSub.....	Greenwood Subway	Qsy.....	Queensway	WilSub	Wilson Subway
Bir	Birchmount	Mal	Malvern	Ron.....	Roncesvalles	W-T	Wheel-Trans
Egl	Eglinton	MtD	Mount Dennis	Rus.....	Russell	Wil.....	Wilson Bus

“Vehicles in service” notes

1. Approved by Commission for future delivery.
2. Deliveries of new vehicles in progress.
3. Ordered by Metrolinx for future delivery.
4. Retirements of these vehicles in progress.