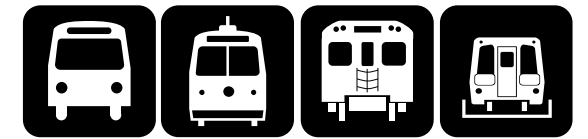


TORONTO TRANSIT COMMISSION



# Service Summary

September 2, 2012  
to  
October 6, 2012

Available Online



## SERVICE SUMMARY – Introduction

This is a summary of all transit service operated by the Toronto Transit Commission for the period indicated. All rapid transit, streetcar, bus, and community bus routes and services are listed. The summary identifies the routes, gives the names and destinations, the garage or carhouse from which the service is operated, the characteristics of the service, and the times of the first and last trips on each route. The headway operated on each route is shown, together with the combined or average headway on the route, if more than one branch is operated. The number and type of vehicles operated on the route are listed, as well as the round-trip driving time, the total terminal time, and the average speed of the route (driving time only, not including terminal time).

The first and last trip times shown are the departure times for the first or last trip which covers the entire branch. In some cases, earlier or later trips are operated which cover only part of the routing, and the times for these trips are not shown.

Additional notes are shown for routes which interline with other routes, which are temporarily operating over different routings, or which are temporarily operating with buses instead of streetcars.

Headways are shown in minutes and seconds. Running times and terminal times are shown in minutes. Distances are shown in kilometres, and speeds are shown in kilometres per hour.

The map on the cover is a current map of the TTC route network for the period covered by this summary.

At the end of the document is a summary of the number of vehicles and trains operated, by time period, a list of all TTC routes (in alphabetical order, in numerical order, and grouped by division), a list of all connections at rapid transit stations, and a list of transit vehicles.

This document is available on the ttc.ca Internet web site at:

[http://www3.ttc.ca/About\\_the\\_TTC/Transit\\_Planning/index.jsp](http://www3.ttc.ca/About_the_TTC/Transit_Planning/index.jsp)

and on the internal TTC Intranet (TTC computers only) at:

<http://home.ttc/serviceplanning/> then "Route and System Information"

### TTC board periods in 2012

January 8 to February 11, 2012

February 12 to March 24, 2012

March 25 to May 5, 2012

May 6 to June 16, 2012

June 17 to July 28, 2012

July 29 to September 1, 2012

September 2 to October 6, 2012

October 7 to November 17, 2012

November 18 to December 22, 2012

December 23, 2012 to January 5, 2013

### TTC board periods in 2013 (tentative)

January 6 to February 16, 2013

February 17 to March 30, 2013

March 31 to May 11, 2013

May 12 to June 22, 2013

June 23 to August 3, 2013

August 4 to August 31, 2013

September 1 to October 12, 2013

October 13 to November 23, 2013

November 24 to December 21, 2013

December 22, 2013 to January 4, 2014

## Abbreviations

Avg spd..... Average speed (km/h)	NB .....	Northbound
Dep .....	SB .....	Southbound
RT .....	EB .....	Eastbound
Term .....	WB.....	Westbound
Veh type ... Vehicle type	& .....	Accessible service

## Division abbreviations

Arw..... Arrow Road	Mal .....	Malvern	Rus .....	Russell
Bir .....	MtD .....	Mount Dennis	Wil .....	Wilson Bus
DanSub .....	Qsy .....	Queensway	WilSub .....	Wilson Subway
Egl .....	Ron.....	Roncesvalles	W-T .....	Wheel-Trans

## Vehicle abbreviations

6carHT ..... Six-car train of H- or T- or TR-series 23-metre subway cars  
 4carT..... Four-car train of T-series 23-metre subway cars  
 4carS..... Four-car train of S-series 13-metre Scarborough RT cars  
 ALRV ..... 15-metre high-floor streetcar (*Canadian Light Rail Vehicle*)  
 ALRV ..... Articulated 23-metre high-floor streetcar (*Articulated Light Rail Vehicle*)  
 LF..... 12-metre low-floor accessible bus (*New Flyer D40LF, Orion VII*)  
 Lift ..... 12-metre high-floor lift-equipped accessible bus (*Orion V with lift and Nova RTS with lift*)  
 CB ..... 8-metre low-floor accessible Community Bus (*Orion II*)  
 WT ..... 7- or 8-metre low-floor accessible Wheel-Trans bus (*Elf, Friendly Bus*)

## Time period definitions

Service is shown by time period. The approximate times for these periods are listed below. Some variation exists between routes, and these times should be used as a guide only.

<b>MONDAY TO FRIDAY</b>	<b>SATURDAY and SUNDAY</b>
Morning peak period .....600a to 900a	Early morning ..... 600a to 800a
Midday ..... 900a to 300p	Morning .....800a to 1200noon
Afternoon peak period..... 300p to 700p	Afternoon ..... 1200noon to 700p
Early evening ..... 700p to 1000p	Early evening .....700p to 1000p
Late evening ..... 1000p to 100a	Late evening ..... 1000p to 100a
Overnight.....200a to 500a	Overnight ..... 200a to 500a (900a Sundays)

## Holiday service in 2012

New Year's Day, Sunday, Jan. 1, 2012 .....	Sunday service	Simcoe Day, Monday, August 6 .....	Holiday service
Monday, January 2, 2012 .....	Holiday service	Labour Day, Monday, September 3 .....	Holiday service
Family Day, Monday, February 20.....	Holiday service	Thanksgiving Day, Monday, Oct. 8 .....	Holiday service
Good Friday, Friday, April 6 .....	Holiday service	Christmas Day, Tuesday, Dec. 25 .....	Sunday service
Victoria Day, Monday, May 21 .....	Holiday service	Boxing Day Wednesday, Dec. 26 .....	Holiday service
Canada Day, Sunday, July 1 .....	Sunday service	New Year's Day, Tuesday, Jan. 1, 2013..	Sunday service
Monday, July 2 .....	Holiday service		

"Holiday service" means that routes which operate on Sundays will operate at the same levels of service as on Sundays, but service will start earlier in the morning, at about the same time as on Saturdays.

**TORONTO TRANSIT COMMISSION****SERVICE SUMMARY**

September 2 to October 6, 2012

Route	RT dist (km) and date of last change	Veh type	No. of Veh	Service interval	Run time (min)	Term time (min)	Avg spd (km/h)	Veh type	No. of Veh	Service interval	Run time (min)	Term time (min)	Avg spd (km/h)	Veh type	No. of Veh	Service interval	Run time (min)	Term time (min)	Avg spd (km/h)	Veh type	No. of Veh	Service interval	Run time (min)	Term time (min)	Avg spd (km/h)	Veh type	No. of Veh	Service interval	Run time (min)	Term time (min)	Avg spd (km/h)	First dep NB or WB	First dep SB or EB	Last dep NB or WB	Last dep SB or EB																		
<b>RAPID TRANSIT SERVICES</b>																																																					
<b>2 BLOOR-DANFORTH</b>	DanSub																																																				
<b>Monday to Friday</b>	04-Sep-12	Monday-Friday morning peak period							Monday-Friday midday							Monday-Friday afternoon peak period							Monday-Friday early evening							Monday-Friday late evening																							
2 Kipling Stn – Kennedy Stn	52.46	6carHT	43	2 ' 21 "	101	0	31.2	6carHT	27	3 ' 50 "	103	0	30.6	6carHT	40	2 ' 30 "	100	0	31.5	6carHT	25	3 ' 58 "	99	0	31.8	6carHT	20	4 ' 52 "	97	0	32.4	543a	541a	131a	131a																		
<b>Saturday</b>	19-May-07	Saturday early morning							Saturday morning							Saturday afternoon							Saturday early evening							Saturday late evening																							
2 Kipling Stn – Kennedy Stn	52.46	6carHT	20	4 ' 52 "	97	0	32.3	6carHT	20	4 ' 52 "	97	0	32.3	6carHT	21	4 ' 43 "	99	0	31.8	6carHT	20	4 ' 52 "	97	0	32.3	6carHT	20	4 ' 52 "	97	0	32.3	6carHT	20	4 ' 52 "	97	0	32.3	548a	548a	131a	131a												
<b>Sunday</b>	13-May-07	Sunday morning							Sunday afternoon							Sunday early evening							Sunday late evening																														
2 Kipling Stn – Kennedy Stn	52.46	6carHT	20	4 ' 52 "	97	0	32.3	6carHT	20	4 ' 52 "	97	0	32.3	6carHT	20	4 ' 52 "	97	0	32.3	6carHT	20	4 ' 52 "	97	0	32.3	6carHT	20	4 ' 52 "	97	0	32.3	6carHT	20	4 ' 52 "	97	0	32.3	848a	848a	131a	131a												
<b>300 BLOOR-DANFORTH</b>																																																					
<b>Overnight, 7 days a week</b>	02-Sep-12	Monday-Friday overnight							Saturday overnight							Sunday overnight							Sunday morning 600a-900a																														
300 West Mall – Warden	50.95	LF	4	30 ' 00 "	120	0	25.5	LF	4	30 ' 00 "	120	0	25.5	LF	4	30 ' 00 "	120	0	25.5	LF	10	12 ' 00 "	120	0	25.5	LF	10	12 ' 00 "	120	0	25.5	LF	13	12 ' 00 "	150	6	30.4																
300A Pearson Airport – Warden	75.97	LF	5	30 ' 00 "	150	0	30.4	LF	5	30 ' 00 "	150	0	30.4	LF	5	30 ' 00 "	150	0	30.4	LF	5	30 ' 00 "	150	0	30.4	LF	13	12 ' 00 "	150	6	30.4	LF	13	12 ' 00 "	150	6	30.4																
Combined/Average			9	15 ' 00 "				9	15 ' 00 "				9	15 ' 00 "					23	6 ' 00 "																																	
<b>3 SCARBOROUGH RT</b>																																																					
<b>Monday to Friday</b>	04-Sep-12	Monday-Friday morning peak period							Monday-Friday midday							Monday-Friday afternoon peak period							Monday-Friday early evening							Monday-Friday late evening																							
3 Kennedy Stn – McCowan Stn	12.81	4carS	6	4 ' 30 "	27	0	28.5	4carS	4	6 ' 45 "	27	0	28.5	4carS	6	4 ' 30 "	27	0	28.5	4carS	4	6 ' 45 "	27	0	28.5	4carS	4	6 ' 45 "	27	0	28.5	4carS	4	6 ' 45 "	27	0	28.5	545a	600a	116a	130a												
<b>Saturday</b>	08-Sep-12	Saturday early morning							Saturday morning							Saturday afternoon							Saturday early evening							Saturday late evening																							
3 Kennedy Stn – McCowan Stn	12.81	4carS	4	6 ' 45 "	27	0	28.5	4carS	4	6 ' 45 "	27	0	28.5	4carS	4	6 ' 45 "	27	0	28.5	4carS	4	6 ' 45 "	27	0	28.5	4carS	4	6 ' 45 "	27	0	28.5	4carS	4	6 ' 45 "	27	0	28.5	4carS	4	6 ' 45 "	27	0	28.5	548a	602a	116a	130a						
<b>Sunday</b>	02-Sep-12	Sunday morning							Sunday afternoon							Sunday early evening							Sunday late evening																														
3 Kennedy Stn – McCowan Stn	12.81	4carS	4	6 ' 45 "	27	0	28.5	4carS	4	6 ' 45 "	27	0	28.5	4carS	4	6 ' 45 "	27	0	28.5	4carS	4	6 ' 45 "	27	0	28.5	4carS	4	6 ' 45 "	27	0	28.5	4carS	4	6 ' 45 "	27	0	28.5	4carS	4	6 ' 45 "	27	0	28.5	858a	911a	116a	130a						
McCowan to Kennedy is WB; Kennedy to McCowan is EB																																																					
<b>4 SHEPPARD SUBWAY</b>																																																					
<b>Monday to Friday</b>	25-Nov-02	Monday-Friday morning peak period							Monday-Friday midday							Monday-Friday afternoon peak period							Monday-Friday early evening							Monday-Friday late evening																							
4 Sheppard-Yonge Stn – Don Mills Stn	10.94	4carT	4	5 ' 30 "	22	0	29.8	4carT	4	5 ' 30 "	22	0	29.8	4carT	4	5 ' 30 "	22	0	29.8	4carT	4	5 ' 30 "	22	0	29.8	4carT	4	5 ' 30 "	22	0	29.8	4carT	4	5 ' 30 "	22	0	29.8	4carT	4	5 ' 30 "	22	0	29.8	531a	542a	225a	214a						
<b>Saturday</b>	30-Nov-02	Saturday early morning							Saturday morning							Saturday afternoon							Saturday early evening							Saturday late evening																							
4 Sheppard-Yonge Stn – Don Mills Stn	10.94	4carT	4	5 ' 30 "	22	0	29.8	4carT	4	5 ' 30 "	22	0	29.8	4carT	4	5 ' 30 "	22	0	29.8	4carT	4	5 ' 30 "	22	0	29.8	4carT	4	5 ' 30 "	22	0	29.8	4carT	4	5 ' 30 "	22	0	29.8	4carT	4	5 ' 30 "	22	0	29.8	4carT	4	5 ' 30 "	22	0	29.8	547a	558a	225a	214a
<b>Sunday</b>	24-Nov-02	Sunday morning							Sunday afternoon							Sunday early evening							Sunday late evening																														
4 Sheppard-Yonge Stn – Don Mills Stn	10.94	4carT	4	5 ' 30 "	22	0	29.8	4carT	4	5 ' 30 "	22	0	29.8	4carT	4	5 ' 30 "	22	0	29.8	4carT	4	5 ' 30 "	22	0	29.8	4carT	4	5 ' 30 "	22	0	29.8	4carT	4	5 ' 30 "	22	0	29.8	4carT	4	5 ' 30 "	22	0	29.8	4carT	4	5 ' 30 "	22	0	29.8	849a	900a	225a	214a



**TORONTO TRANSIT COMMISSION**

**SERVICE SUMMARY**

September 2 to October 6, 2012

Route	RT dist (km) and date of last change	Veh type	No. of Veh	Service interval	Run time (min)	Term time (min)	Avg spd (km/h)	Veh type	No. of Veh	Service interval	Run time (min)	Term time (min)	Avg spd (km/h)	Veh type	No. of Veh	Service interval	Run time (min)	Term time (min)	Avg spd (km/h)	Veh type	No. of Veh	Service interval	Run time (min)	Term time (min)	Avg spd (km/h)	Veh type	No. of Veh	Service interval	Run time (min)	Term time (min)	Avg spd (km/h)	First dep NB or WB	First dep SB or EB	Last dep NB or WB	Last dep SB or EB															
<b>1 YONGE-UNIVERSITY-SPADINA SUBWAY</b>	W/LSB/Egl/MtD/Wil	Temporary late evening closure for tunnel liner replacement, Sunday to Friday. Trains replaced by buses north of Eglinton Station after approximately 12:30 a.m.																																																
<b>Monday to Friday</b>	04-Sep-12	Monday-Friday morning peak period							Monday-Friday midday							Monday-Friday afternoon peak period							Monday-Friday early evening							Monday-Friday late evening																				
1 Finch Stn – Downsview Stn	60.45	6carHT	25	4' 42"	118	0	30.9	6carHT	32	3' 42"	118	0	30.7	6carHT	47	2' 31"	118	0	30.7	6carHT	30	3' 50"	115	0	31.6	6carHT	23	4' 52"	112	0	32.4	603a	540a	1141p	1215a															
1 Finch Stn – St Clair West Stn	45.06	6carHT	19	4' 42"	89	0	30.3																					6carHT	18	4' 52"	88	0	29.8								118a	128a								
Gap Trains		6carHT	4	<b>Gap Trains</b>																					LF	18	3' 00"	54	0	25.0	1213a	1208a	210a	150a																
1 Eglinton Stn – Downsview Stn	43.46																																																	
1 Eglinton Stn – Finch Stn replacement bus	22.49																																																	
Combined/Average		48 2' 21"							32 3' 42"							49 2' 31"							30 3' 50"																											
<b>Saturday</b>	06-Sep-08	Saturday early morning							Saturday morning							Saturday afternoon							Saturday early evening							Saturday late evening																				
1 Finch Stn – Downsview Stn	60.45	6carHT	23	4' 52"	112	0	32.4	6carHT	28	4' 03"	113	0	32.0	6carHT	28	4' 03"	113	0	32.0	6carHT	23	4' 52"	112	0	32.4	6carHT	23	4' 52"	112	0	32.4	600a	557a	118a	116a															
<b>Sunday</b>	04-Sep-11	Sunday morning							Sunday afternoon							Sunday early evening							Sunday late evening																											
1 Finch Stn – Downsview Stn	60.45	6carHT	25	4' 30"	113	0	32.2	6carHT	25	4' 30"	113	0	32.2	6carHT	23	4' 52"	112	0	32.4	6carHT	23	4' 52"	112	0	32.4	6carHT	23	4' 52"	112	0	32.4	900a	857a	1141p	1215a															
1 Eglinton Stn – Downsview Stn	43.46																					6carHT	18	4' 52"	88	0	29.8								118a	128a														
1 Eglinton Stn – Finch Stn replacement bus	22.49																					LF	12	4' 30"	54	0	25.0	1213a	1208a	210a	150a																			
																												Finch to Downsview is SB; Downsview to Finch is NB																						
<b>320 YONGE</b>	Egl/MtD/Wil																																																	
<b>Overnight, Monday to Friday</b>	07-Sep-10	Monday-Friday overnight 130a-330a							Monday-Friday overnight 330a-600a																																									
320 Queens Quay – Steeles	35.97	LF	13	7' 00"	91	0	23.7	LF	6	15' 00"	90	0	24.0																																					
320A Queens Quay – York Mills Stn	23.77	LF	9	7' 00"	63	0	22.6								6	15' 00"																																		
																												Additional service operates 500a to 600a																						
<b>Overnight, Saturday</b>	11-Sep-10	Saturday overnight 130a-330a							Saturday overnight 330a-600a																																									
320 Queens Quay – Steeles	35.97	LF	10.5	8' 40"	91	0	23.7	LF	6	15' 00"	90	0	24.0																																					
320A Queens Quay – York Mills Stn	23.99	LF	7.5	8' 40"	64	1	22.5								6	15' 00"																																		
																												Additional service operates 500a to 600a																						
<b>Overnight, Sunday</b>	02-Sep-12	Sunday overnight 130a-330a							Sunday overnight 330a-600a							Sunday morning 600a-900a																																		
320 Queens Quay – Steeles	35.97	LF	6	15' 00"	90	0	24.0	LF	6	15' 00"	90	0	24.0	LF	16	6' 00"	96	0	22.5																															
320A Queens Quay – York Mills Stn	23.99															LF	11	6' 00"	64	2	22.5																													
																												6 15' 00"				6 15' 00"				27 3' 00"														



**SERVICE SUMMARY**

September 2 to October 6, 2012

Route	RT dist (km) and date of last change	Veh type	No. of Veh	Service interval	Run time (min)	Term time (min)	Avg spd (km/h)	Veh type	No. of Veh	Service interval	Run time (min)	Term time (min)	Avg spd (km/h)	Veh type	No. of Veh	Service interval	Run time (min)	Term time (min)	Avg spd (km/h)	Veh type	No. of Veh	Service interval	Run time (min)	Term time (min)	Avg spd (km/h)	Veh type	No. of Veh	Service interval	Run time (min)	Term time (min)	Avg spd (km/h)	First dep NB or WB	First dep SB or EB	Last dep NB or WB	Last dep SB or EB		
<b>STREETCAR SERVICES</b>																																					
<b>511 BATHURST</b>	Ron																																				
<b>Monday to Friday</b>	04-Sep-12	Monday-Friday morning peak period				Monday-Friday midday				Monday-Friday afternoon peak period				Monday-Friday early evening				Monday-Friday late evening																			
511 Bathurst Stn – Exhibition	9.41	CLRV	13	4 ' 00 "	46	6	12.3	CLRV	13	4 ' 00 "	48	4	11.8	CLRV	14	4 ' 00 "	48	8	11.8	CLRV	9	5 ' 15 "	44	4	13.0	CLRV	7	6 ' 00 "	40	2	14.1	520a	520a	130a	130a		
<b>Saturday</b>	08-Sep-12	Saturday early morning				Saturday morning				Saturday afternoon				Saturday early evening				Saturday late evening																			
511 Bathurst Stn – Exhibition	9.41	CLRV	8	5 ' 15 "	42	0	13.4	CLRV	12	4 ' 15 "	46	5	12.3	CLRV	12	4 ' 15 "	46	5	12.3	CLRV	9	5 ' 20 "	43	5	13.1	CLRV	8	5 ' 30 "	40	4	14.1	523a	501a	132a	128a		
<b>Sunday</b>	02-Sep-12	Sunday morning				Sunday afternoon				Sunday early evening				Sunday late evening																							
511 Bathurst Stn – Exhibition	9.41							CLRV	7	7 ' 00 "	45	4	12.5	CLRV	9	5 ' 30 "	45	5	12.5	CLRV	6	7 ' 00 "	40	2	14.1	CLRV	6	7 ' 00 "	40	2	14.1	850a	828a	130a	130a		
Overnight service on Bathurst Street provided by 310 BATHURST																																					
<b>506 CARLTON</b>	Ron/Rus																																				
<b>Monday to Friday</b>	04-Sep-12	Monday-Friday morning peak period				Monday-Friday midday				Monday-Friday afternoon peak period				Monday-Friday early evening				Monday-Friday late evening																			
506 High Park – Main Street Stn	29.63	CLRV	32	3 ' 45 "	117	3	15.2	CLRV	24	5 ' 00 "	120	0	14.8	CLRV	27	4 ' 40 "	123	3	14.5	CLRV	15	8 ' 00 "	117	3	15.2	CLRV	11	10 ' 00 "	106	4	16.8	530a	515a	1207a	100a		
<b>Saturday</b>	04-Aug-12	Saturday early morning				Saturday morning				Saturday afternoon				Saturday early evening				Saturday late evening																			
506 High Park – Main Street Stn	29.63	CLRV	14	7 ' 09 "	100	0	17.8	CLRV	16	7 ' 00 "	110	2	16.2	CLRV	19	6 ' 40 "	123	4	14.5	CLRV	13	8 ' 30 "	110	1	16.2	CLRV	11	10 ' 00 "	106	4	16.8	543a	518a	1207a	100a		
<b>Sunday</b>	29-Jul-12	Sunday early morning				Sunday morning				Sunday afternoon				Sunday early evening				Sunday late evening																			
506 High Park – Main Street Stn	29.63	CLRV	9	10 ' 00 "	90	0	19.8	CLRV	12	8 ' 00 "	95	1	18.7	CLRV	16	7 ' 20 "	115	2	15.5	CLRV	10	11 ' 00 "	110	0	16.2	CLRV	9	11 ' 00 "	99	0	18.0	530a	533a	1207a	1256a		
<b>306 CARLTON</b>	Ron/Rus																																				
<b>Overnight, 7 days a week</b>	02-Sep-12	Monday-Friday overnight				Saturday overnight				Sunday overnight																											
306 Dundas West Stn – Main Street Stn	29.63	CLRV	3	30 ' 00 "	90	0	19.8	CLRV	3	30 ' 00 "	90	0	19.8	CLRV	3	30 ' 00 "	90	0	19.8																		
<b>502 DOWNTOWNER and 503 KINGSTON RD</b>	Egl	Due to TTC trackwork on Queen Street at Russell Carhouse, and City Toronto water main work on Kingston Road, streetcars replaced by buses between Bingham Loop and Broadview. For revised streetcar service on Queen see 501 QUEEN.																																			
<b>Monday to Friday</b>	30-Jul-12	Monday-Friday morning peak period				Monday-Friday midday				Monday-Friday afternoon peak period																											
502 Broadview – Victoria Park	14.96	Lift / LF	11	5 ' 30 "	56	5	16.0	LF	4	14 ' 00 "	51	5	17.6	Lift / LF	9	6 ' 30 "	55	4	16.3																		
503 York – Victoria Park		Replaced by 502 DOWNTOWNER Bus and 501 QUEEN Streetcar during construction.																																			
Evening and weekend service on Kingston Road provided by 22 COXWELL. Overnight service on Kingston Road provided by 322 COXWELL.																																					
<b>505 DUNDAS</b>	Ron/Rus	Due to TTC trackwork on Queen Street at Russell Carhouse, the carhouse times and routing has been revised.																																			
<b>Monday to Friday</b>	04-Sep-12	Monday-Friday morning peak period				Monday-Friday midday				Monday-Friday afternoon peak period				Monday-Friday early evening				Monday-Friday late evening																			
505 Dundas West Stn – Broadview Stn	21.47	CLRV	18	5 ' 30 "	94	5	13.7	CLRV	16	6 ' 30 "	96	8	13.4	CLRV	19	5 ' 40 "	100	8	12.9	CLRV	11	8 ' 00 "	83	5	15.5	CLRV	7	12 ' 00 "	78	6	16.5	520a	520a	1253a	1249a		
<b>Saturday</b>	04-Aug-12	Saturday early morning				Saturday morning				Saturday afternoon				Saturday early evening				Saturday late evening																			
505 Dundas West Stn – Broadview Stn	21.47	CLRV	9	10 ' 00 "	84	6	15.3	CLRV	16	6 ' 45 "	104	4	12.4	CLRV	21	5 ' 30 "	105	11	12.3	CLRV	8	12 ' 00 "	91	5	14.2	CLRV	6	14 ' 00 "	78	6	16.5	527a	536a	1251a	1251a		
<b>Sunday</b>	29-Jul-12	Sunday early morning				Sunday morning				Sunday afternoon				Sunday early evening				Sunday late evening																			
505 Dundas West Stn – Broadview Stn	21.47	CLRV	4	20 ' 00 "	80	0	16.1	CLRV	12	8 ' 00 "	92	4	14.0	CLRV	16	6 ' 20 "	94	8	13.7	CLRV	8	12 ' 00 "	91	5	14.2	CLRV	6	14 ' 00 "	78	6	16.5	530a	530a	1246a	1249a		



**TORONTO TRANSIT COMMISSION**

**SERVICE SUMMARY**

September 2 to October 6, 2012

Route	RT dist (km) and date of last change	Veh type	No. of Veh	Service interval	Run time (min)	Term time (min)	Avg spd (km/h)	Veh type	No. of Veh	Service interval	Run time (min)	Term time (min)	Avg spd (km/h)	Veh type	No. of Veh	Service interval	Run time (min)	Term time (min)	Avg spd (km/h)	Veh type	No. of Veh	Service interval	Run time (min)	Term time (min)	Avg spd (km/h)	Veh type	No. of Veh	Service interval	Run time (min)	Term time (min)	Avg spd (km/h)	First dep NB or WB	First dep SB or EB	Last dep NB or WB	Last dep SB or EB		
<b>509 HARBOURFRONT</b>	Bir/Mal	Full bus replacement due to Waterfront Toronto Queens Quay West reconstruction project.																																			
<b>Monday to Friday</b>	04-Sep-12	Monday-Friday morning peak period							Monday-Friday midday							Monday-Friday afternoon peak period							Monday-Friday early evening							Monday-Friday late evening							
509 Exhibition – Union Station	9.30	LF/Lift	19	2' 45"	50	3	11.2	LF/Lift	13	4' 00"	50	2	11.2	LF/Lift	21	2' 30"	50	3	11.2	LF/Lift	13	3' 45"	46	3	12.1	LF/Lift	9	5' 00"	42	3	13.3	600a	548a	116a	122a		
<b>Saturday</b>	08-Sep-12	Saturday early morning							Saturday morning							Saturday afternoon							Saturday early evening							Saturday late evening							
509 Exhibition – Union Station	9.30	LF/Lift	7	5' 30"	38	1	14.7	LF/Lift	12	4' 15"	50	1	11.2	LF/Lift	17	3' 00"	50	1	11.2	LF/Lift	12	4' 20"	50	2	11.2	LF/Lift	8	5' 45"	46	0	12.1	610a	550a	115a	120a		
<b>Sunday</b>	02-Sep-12	Sunday early morning							Sunday morning							Sunday afternoon							Sunday early evening							Sunday late evening							
509 Exhibition – Union Station	9.30							LF/Lift	10	4' 15"	42	1	13.3	LF/Lift	15	3' 20"	48	2	11.6	LF/Lift	12	4' 00"	46	2	12.1	LF/Lift	8	5' 40"	44	1	12.7	842a	845a	115a	120a		
509 Spadina – Union Station	4.33	LF/Lift	4	6' 00"	21	3	12.4																														
<b>504 KING</b>	Ron/Rus	Due to TTC trackwork on Queen Street at Russell Carhouse, the carhouse times and routing has been revised.																																			
<b>Monday to Friday</b>	04-Sep-12	Monday-Friday morning peak period							Monday-Friday midday							Monday-Friday afternoon peak period							Monday-Friday early evening							Monday-Friday late evening							
504 Dundas West Stn–Broadview Stn	25.62	CLRV	29	4' 00"	108	8	14.2	CLRV	29	3' 45"	102	7	15.1	CLRV	43	2' 50"	116	6	13.3	CLRV	24	4' 15"	97	5	15.8	CLRV	14	6' 45"	90	5	17.1	500a	457a	205a	205a		
504 Dundas West Stn–Broadview Stn	25.62	ALRV	7	trips																																	
504 Dundas West Stn–Broadview Stn	25.62	CLRV	9	trips																																	
		Combined/Average				45																															
See also 508 LAKE SHORE																																					
<b>Saturday</b>	04-Aug-12	Saturday early morning							Saturday morning							Saturday afternoon							Saturday early evening							Saturday late evening							
504 Dundas West Stn–Broadview Stn	25.62	CLRV	10	10' 00"	95	5	16.2	CLRV	13	8' 20"	99	10	15.6	CLRV	21	5' 00"	99	6	15.5	CLRV	14	6' 45"	88	7	17.5	CLRV	11	8' 45"	88	9	17.5	500a	455a	230a	250a		
<b>Sunday</b>	02-Sep-12	Sunday early morning							Sunday morning							Sunday afternoon							Sunday early evening							Sunday late evening							
504 Dundas West Stn–Broadview Stn	25.62	CLRV	9	10' 00"	90	0	17.1	CLRV	19	5' 20"	97	5	15.9	CLRV	17	6' 15"	97	9	15.8	CLRV	10	9' 30"	88	7	17.5	CLRV	9	10' 00"	88	2	17.5	520a	520a	220a	215a		
Overnight service on Roncesvalles Avenue provided by 313 JANE and overnight service on Broadview Avenue provided by 303 DON MILLS																																					
<b>503 KINGSTON RD</b>	Rus																																				
503 York – Victoria Park		See 502 DOWNTOWNER																																			
<b>508 LAKE SHORE</b>	Ron																																				
<b>Monday to Friday</b>	04-Sep-12	Monday-Friday morning peak period														Monday-Friday afternoon peak period																					
508 Long Branch – Parliament	18.80	CLRV	3	Three EB trips																														726a		751a	
508 Church – Long Branch	17.40																			CLRV 4 Four WB trips														438p		538p	



TORONTO TRANSIT COMMISSION

SERVICE SUMMARY

September 2 to October 6, 2012

Route	RT dist (km) and date of last change	Veh type	No. of Veh	Service interval	Run time (min)	Term time (min)	Avg spd (km/h)	Veh type	No. of Veh	Service interval	Run time (min)	Term time (min)	Avg spd (km/h)	Veh type	No. of Veh	Service interval	Run time (min)	Term time (min)	Avg spd (km/h)	Veh type	No. of Veh	Service interval	Run time (min)	Term time (min)	Avg spd (km/h)	Veh type	No. of Veh	Service interval	Run time (min)	Term time (min)	Avg spd (km/h)	First dep NB or WB	First dep SB or EB	Last dep NB or WB	Last dep SB or EB
-------	--------------------------------------	----------	------------	------------------	----------------	-----------------	----------------	----------	------------	------------------	----------------	-----------------	----------------	----------	------------	------------------	----------------	-----------------	----------------	----------	------------	------------------	----------------	-----------------	----------------	----------	------------	------------------	----------------	-----------------	----------------	--------------------	--------------------	-------------------	-------------------

**501 QUEEN** Bir/ Ron/Rus During TTC trackwork on Queen St. between Cowell and Greenwood, streetcars divert both ways via Broadview, Gerrard and Coxwell. Additional buses operate between Broadview and Kingston Rd.

Due to trackwork on McCaul, the "McCaul" service operates between Bathurst (Wolesley Loop) and Broadview Stn.

<b>Monday to Friday</b>		30-Jul-12	Monday-Friday morning peak period					Monday-Friday midday					Monday-Friday afternoon peak period					Monday-Friday early evening					Monday-Friday late evening													
501 Long Branch – Neville Park	51.92	ALRV	20	10' 30"	204	6	15.3	ALRV	17	13' 00"	210	11	14.8	ALRV	22	10' 15"	216	10	14.4	ALRV	16	14' 00"	210	14	14.8	ALRV	9	20' 00"	180	0	17.3	458a	523a	1259a	1249a	
501 Humber – Neville Park	36.37	ALRV	15	10' 30"	154	4	14.2	ALRV	13	13' 00"	162	7	13.5	ALRV	17	10' 15"	164	11	13.3	ALRV	12	14' 00"	162	6	13.5	ALRV	7	20' 00"	136	4	16.0	510a	500a	1249a	101a	
501 Bathurst – Broadview Stn	13.81	CLRV	6	10' 30"	60	3	13.8	CLRV	5	13' 00"	57	8	14.5	CLRV	7	10' 15"	61	11	13.6																	
Combined/Average			41	3' 30"				35	4' 20"					46	3' 25"					28	7' 00"					16	10' 00"									
501 Broadview – Kingston Rd & Queen	9.76	LF	6	5' 00"	28	2	20.9	LF	5	6' 00"	29	1	20.2	LF	7	5' 00"	30	5	19.5	LF	5	7' 00"	29	6	20.2	LF	3	10' 00"	27	3	21.7	507a	504a	1259a	103a	

<b>Saturday</b>		04-Aug-12	Saturday early morning					Saturday morning					Saturday afternoon					Saturday early evening					Saturday late evening												
501 Long Branch – Neville Park	51.92	ALRV	12	15' 00"	175	5	17.8	ALRV	15	14' 00"	200	10	15.6	ALRV	23	10' 00"	213	17	14.6	ALRV	13	15' 00"	190	5	16.4	ALRV	10.5	18' 00"	178	11	17.5	457a	526a	1237a	1229a
501 Humber – Neville Park	36.37	ALRV	9	15' 00"	130	5	16.8	ALRV	11	14' 00"	150	4	14.5	ALRV	17	10' 00"	161	9	13.6	ALRV	10	15' 00"	142	8	15.4	ALRV	7.5	18' 00"	134	1	16.3	539a	500a	1246a	100a
Combined/Average			21	7' 30"				26	7' 00"					40	5' 00"					23	7' 30"				18	9' 00"									
501 Bathurst – Broadview Stn	9.76	LF	4	7' 30"	28	2	20.9	LF	5	7' 00"	31	4	18.9	LF	7	5' 00"	32	3	18.3	LF	4	7' 30"	28	2	20.9	LF	3	9' 00"	26	1	22.5	506a	504a	109a	122a

<b>Sunday</b>		29-Jul-12	Sunday early morning					Sunday morning					Sunday afternoon					Sunday early evening					Sunday late evening												
501 Long Branch – Neville Park	51.92	ALRV	9	20' 00"	176	4	17.7	ALRV	10	20' 00"	188	12	16.6	ALRV	17	12' 00"	198	6	15.7	ALRV	11	18' 00"	190	8	16.4	ALRV	9.5	20' 00"	177	13	17.6	457a	526a	1244a	1221a
501 Humber – Neville Park	36.37	ALRV	7	20' 00"	130	10	16.8	ALRV	8	20' 00"	142	18	15.4	ALRV	13	12' 00"	150	6	14.5	ALRV	8	18' 00"	142	2	15.4	ALRV	7.5	20' 00"	131	19	16.7	552a	505a	1254a	1254a
Combined/Average			16	10' 00"				18	10' 00"					30	6' 00"					19	9' 00"				17	10' 00"									
501 Broadview – Neville Park	9.76	LF	3	10' 00"	28	2	20.9	LF	3	10' 00"	30	0	19.5	LF	6	6' 00"	31	5	18.9	LF	4	9' 00"	30	6	19.5	LF	3	10' 00"	26	4	22.5	507a	502a	107a	101a

<b>301 QUEEN</b>		Bir/ Ron/Rus	Monday-Friday overnight					Saturday overnight					Sunday overnight																						
<b>Overnight</b>		29-Jul-12																																	
501 Long Branch – Neville Park	48.86	ALRV	5	30' 00"	150	0	19.5	ALRV	5	30' 00"	150	0	19.5	ALRV	5	30' 00"	150	0	19.5	ALRV	5	30' 00"	150	0	19.5	ALRV	5	30' 00"	150	0	19.5				
301 University – Neville Park	18.81	LF	2	30' 00"	56	4	20.2	LF	2	30' 00"	56	4	20.2	LF	2	30' 00"	56	4	20.2	LF	2	30' 00"	56	4	20.2	LF	2	30' 00"	56	4	20.2				

<b>512 ST CLAIR</b>		Ron	Monday-Friday morning peak period					Monday-Friday midday					Monday-Friday afternoon peak period					Monday-Friday early evening					Monday-Friday late evening												
<b>Monday to Friday</b>		04-Sep-12																																	
512 Keele – St Clair Stn	13.99	CLRV	25	2' 30"	56	7	15.0	CLRV	13	5' 00"	56	9	15.0	CLRV	20	3' 20"	58	9	14.5	CLRV	10	6' 00"	56	4	15.0	CLRV	6	9' 00"	52	2	16.1	510a	500a	200a	150a
<b>Saturday</b>		08-Sep-12	Saturday early morning					Saturday morning					Saturday afternoon					Saturday early evening					Saturday late evening												
512 Keele – St Clair Stn	13.99	CLRV	6	8' 40"	50	2	16.8	CLRV	11	5' 30"	56	5	15.0	CLRV	16	4' 00"	58	6	14.5	CLRV	9	6' 30"	54	5	15.5	CLRV	6	9' 00"	52	2	16.1	511a	500a	201a	150a
<b>Sunday</b>		12-Feb-12	Sunday early morning					Sunday morning					Sunday afternoon					Sunday early evening					Sunday late evening												
512 Keele – St Clair Stn	13.99	CLRV	5	10' 00"	48	2	17.5	CLRV	8	7' 30"	56	4	15.0	CLRV	10	6' 20"	58	6	14.5	CLRV	7	8' 00"	54	2	15.5	CLRV	6	9' 00"	52	2	16.1	520a	457a	201a	151a







**SERVICE SUMMARY**

September 2 to October 6, 2012

Route	RT dist (km) and date of last change	Veh type	No. of Veh	Service interval	Run time (min)	Term time (min)	Avg spd (km/h)	Veh type	No. of Veh	Service interval	Run time (min)	Term time (min)	Avg spd (km/h)	Veh type	No. of Veh	Service interval	Run time (min)	Term time (min)	Avg spd (km/h)	Veh type	No. of Veh	Service interval	Run time (min)	Term time (min)	Avg spd (km/h)	Veh type	No. of Veh	Service interval	Run time (min)	Term time (min)	Avg spd (km/h)	First dep NB or WB	First dep SB or EB	Last dep NB or WB	Last dep SB or EB		
<b>ALL SERVICES</b>																																					
<b>192 AIRPORT ROCKET</b>																																					
Osy																																					
Monday to Friday 04-Sep-12																																					
Monday-Friday morning peak period																																					
Monday-Friday midday																																					
Monday-Friday afternoon peak period																																					
Monday-Friday early evening																																					
Monday-Friday late evening																																					
192 Kipling Stn – Pearson Airport 28.88																																					
LF	3	16 ' 00 "	41	7	42.3	LF	5	10 ' 20 "	41	11	42.3	LF	5	10 ' 20 "	41	11	42.3	LF	5	9 ' 00 "	37	8	46.8	LF	2	20 ' 00 "	34	6	51.0	518a	540a	213a	1.59a				
After 12:00 Midnight																																					
<b>Saturday</b> 08-Sep-12																																					
Saturday early morning																																					
Saturday morning																																					
Saturday afternoon																																					
Saturday early evening																																					
Saturday late evening																																					
192 Kipling Stn – Pearson Airport 28.88																																					
LF	3	13 ' 20 "	36	4	48.1	LF	4	10 ' 00 "	36	4	48.1	LF	4	10 ' 00 "	36	4	48.1	LF	4	10 ' 00 "	36	4	48.1	LF	2	20 ' 00 "	34	6	51.0	518a	541a	215a	236a				
After 12:00 Midnight																																					
<b>Sunday</b> 02-Sep-12																																					
Sunday morning																																					
Sunday afternoon																																					
Sunday early evening																																					
Sunday late evening																																					
192 Kipling Stn – Pearson Airport 28.88																																					
LF	3	13 ' 20 "	34	6	51.0	LF	4	10 ' 00 "	36	4	48.1	LF	4	10 ' 00 "	36	4	48.1	LF	4	10 ' 00 "	36	4	48.1	LF	2	20 ' 00 "	34	6	51.0	800a	821a	215a	236a				
After 12:00 Midnight																																					
Overnight service to Pearson Airport provided by 300A BLOOR-DANFORTH																																					
<b>117 ALNESS</b>																																					
Wil																																					
Monday to Friday 04-Sep-12																																					
Monday-Friday morning peak period																																					
Monday-Friday midday																																					
Monday-Friday afternoon peak period																																					
117 Downsview Stn – Steeles via Flint Rd and Alness 11.84																																					
LF	4	10 ' 00 "	40	0	17.8	LF	4	12 ' 00 "	48	0	14.8																	520a	537a	850a	911a						
117A Downsview Stn – Steeles via Martin Ross and Alness 10.70																																					
LF	2	20 ' 00 "	40	0	16.1																	240p	256p	700p	722p												
Operates WB via busway, NB via Alness in the AM peak and Midday. Operates SB via Alness and EB via busway in the PM peak.																																					
<b>99 ARROW RD</b>																																					
Arw																																					
Monday to Friday 17-Feb-09																																					
Monday-Friday morning peak period																																					
Monday-Friday midday																																					
Monday-Friday afternoon peak period																																					
Monday-Friday early evening																																					
Monday-Friday late evening																																					
99 Arrow Rd – Jane 8.00																																					
See 84A SHEPPARD WEST																																					
LF	1	20 ' 00 "	20	0	24.0																	400a	412a	540a	552a												
See 84A SHEPPARD WEST																																					
LF	1	20 ' 00 "	20	0	24.0	LF	1	20 ' 00 "	20	0	24.0	LF	1	20 ' 00 "	20	0	24.0	LF	1	20 ' 00 "	20	0	24.0	LF	1	20 ' 00 "	20	0	24.0	600p	1012p	1042p	1054p				
<b>Saturday</b> 02-Apr-05																																					
Saturday early morning																																					
Saturday morning																																					
Saturday afternoon																																					
Saturday early evening																																					
Saturday late evening																																					
99 Arrow Rd – Jane 8.00																																					
LF	1	20 ' 00 "	20	0	24.0	LF	1	20 ' 00 "	20	0	24.0	LF	1	20 ' 00 "	20	0	24.0	LF	1	20 ' 00 "	20	0	24.0	LF	1	20 ' 00 "	20	0	24.0	400a	412a	1042p	1054p				
<b>Sunday</b> 27-Mar-05																																					
Sunday early morning																																					
Sunday morning																																					
Sunday afternoon																																					
Sunday early evening																																					
Sunday late evening																																					
99 Arrow Rd – Jane 8.00																																					
LF	1	15 ' 00 "	15	0	32.0	LF	1	20 ' 00 "	20	0	24.0	LF	1	20 ' 00 "	20	0	24.0	LF	1	20 ' 00 "	20	0	24.0	LF	1	20 ' 00 "	20	0	24.0	400a	409a	1020p	1032p				
<b>5 AVENUE RD</b>																																					
Wil																																					
Monday to Friday 09-May-11																																					
Monday-Friday morning peak period																																					
Monday-Friday midday																																					
Monday-Friday afternoon peak period																																					
Monday-Friday early evening																																					
5 Eglinton Stn – Queen's Park 11.92																																					
LF	4	12 ' 00 "	48	0	14.9																	618a	554a	916a	848a												
5C Eglinton Stn – Gerrard 13.39																																					
LF	2	30 ' 00 "	51	9	15.8																	312p	300p	952p	1000p												
Alternates trips with 56 LEASIDE																																					
<b>Saturday</b> 14-May-11																																					
Saturday early morning																																					
Saturday morning																																					
Saturday afternoon																																					
5 Eglinton Stn – Queen's Park 11.92																																					
LF	2	20 ' 00 "	40	0	17.9	LF	2	20 ' 00 "	40	0	17.9	LF	2	20 ' 00 "	40	0	17.9																	600a	540a	700p	700p
<b>Sunday</b> 08-May-11																																					
Sunday morning																																					
Sunday afternoon																																					
5 Eglinton Stn – Queen's Park 11.92																																					
LF	1.5	30 ' 00 "	40	5	17.9	LF	1.5	30 ' 00 "	40	5	17.9																	835a	815a	705p	715p						
Alternates trips with 56 LEASIDE																																					



**TORONTO TRANSIT COMMISSION**

**SERVICE SUMMARY**

September 2 to October 6, 2012

Route	RT dist (km) and date of last change	Veh type	No. of Veh	Service interval	Run time (min)	Term time (min)	Avg spd (km/h)	Veh type	No. of Veh	Service interval	Run time (min)	Term time (min)	Avg spd (km/h)	Veh type	No. of Veh	Service interval	Run time (min)	Term time (min)	Avg spd (km/h)	Veh type	No. of Veh	Service interval	Run time (min)	Term time (min)	Avg spd (km/h)	Veh type	No. of Veh	Service interval	Run time (min)	Term time (min)	Avg spd (km/h)	First dep NB or WB	First dep SB or EB	Last dep NB or WB	Last dep SB or EB																							
<b>61 AVENUE RD NORTH</b>		Wil																																																								
<b>Monday to Friday</b>	04-Sep-12			Monday-Friday morning peak period						Monday-Friday midday						Monday-Friday afternoon peak period						Monday-Friday early evening						Monday-Friday late evening																														
61A Eglinton Stn – Highway 401	10.85	LF	4	12'00"	44	4	14.8	LF	3	15'00"	40	5	16.3	LF	4	12'00"	44	4	14.8	LF	2	20'00"	40	0	16.3	LF	1.5	30'00"	35	5	18.6	552a	526a	120a	107a																							
				Alternates trips with 51 LESLIE																																																						
<b>Saturday</b>	29-Nov-08			Saturday early morning						Saturday morning						Saturday afternoon						Saturday early evening						Saturday late evening																														
61A Eglinton Stn – Highway 401	10.85	LF	1.5	30'00"	35	5	18.4	LF	2	20'00"	40	0	16.3	LF	2	20'00"	40	0	16.3	LF	1.5	30'00"	35	5	18.6	LF	1.5	30'00"	35	5	18.6	540a	558a	100a	1247a																							
				Alternates trips with 51 LESLIE																																																						
<b>Sunday</b>	08-May-11			Sunday morning						Sunday afternoon						Sunday early evening																																										
61A Eglinton Stn – Highway 401	10.85									LF 2 20'00" 40 0 16.3						LF 2 20'00" 40 0 16.3						LF 1.5 30'00" 35 5 18.6												805a 748a 1000p 947p																								
				Alternates trips with 51 LESLIE																																																						
<b>511 BATHURST</b>		Ron																																																								
<b>Monday to Friday</b>	04-Sep-12			Monday-Friday morning peak period						Monday-Friday midday						Monday-Friday afternoon peak period						Monday-Friday early evening						Monday-Friday late evening																														
511 Bathurst Stn – Exhibition	9.41	CLRV	13	4'00"	46	6	12.3	CLRV	13	4'00"	48	4	11.8	CLRV	14	4'00"	48	8	11.8	CLRV	9	5'15"	44	4	13.0	CLRV	7	6'00"	40	2	14.1	520a	520a	130a	130a																							
<b>Saturday</b>	08-Sep-12			Saturday early morning						Saturday morning						Saturday afternoon						Saturday early evening						Saturday late evening																														
511 Bathurst Stn – Exhibition	9.41	CLRV	8	5'15"	42	0	13.4	CLRV	12	4'15"	46	5	12.3	CLRV	12	4'15"	46	5	12.3	CLRV	9	5'20"	43	5	13.1	CLRV	8	5'30"	40	4	14.1	523a	501a	132a	128a																							
<b>Sunday</b>	02-Sep-12			Sunday morning						Sunday afternoon						Sunday early evening						Sunday late evening																																				
511 Bathurst Stn – Exhibition	9.41									CLRV 7 7'00" 45 4 12.5						CLRV 9 5'30" 45 5 12.5						CLRV 6 7'00" 40 2 14.1						CLRV 6 7'00" 40 2 14.1						850a 828a 130a 130a																								
				Overnight service on Bathurst Street provided by 310 BATHURST																																																						
<b>7 BATHURST</b>		Wil																																																								
<b>Monday to Friday</b>	04-Sep-12			Monday-Friday morning peak period						Monday-Friday midday						Monday-Friday afternoon peak period						Monday-Friday early evening						Monday-Friday late evening																														
7 Bathurst Stn – Steeles	29.74	LF	19	6'00"	106	8	16.8	LF	13	8'00"	97	7	18.4	LF	22	5'20"	109	9	16.4	LF	10	9'00"	81	9	22.0	LF	6	12'40"	71	5	25.1	527a	440a	140a	1255a																							
<b>Saturday</b>	18-Feb-12			Saturday early morning						Saturday morning						Saturday afternoon						Saturday early evening						Saturday late evening																														
7 Bathurst Stn – Steeles	29.74	LF	8	10'00"	80	0	22.3	LF	10	9'30"	90	5	19.8	LF	12	7'45"	90	3	19.8	LF	10	8'15"	81	2	22.0	LF	6	12'30"	75	0	23.8	518a	440a	134a	1250a																							
<b>Sunday</b>	12-Feb-12			Sunday morning						Sunday afternoon						Sunday early evening						Sunday late evening																																				
7 Bathurst Stn – Steeles	29.74									LF 9 10'00" 88 2 20.3						LF 12 7'40" 88 4 20.3						LF 10 8'15" 80 2 22.3						LF 6 12'00" 72 0 24.8						900a 810a 134a 1252a																								
<b>310 BATHURST</b>		Wil																																																								
<b>Overnight, 7 days a week</b>	03-Jan-10			Monday-Friday overnight						Saturday overnight						Sunday overnight																																										
310 Exhibition – Steeles	38.79	LF	3	30'00"	90	0	25.9	LF	3	30'00"	90	0	25.9	LF	3	30'00"	90	0	25.9																																							
<b>160 BATHURST NORTH</b>		Wil		Service outside Toronto north of Steeles Avenue is provided under contract to York Region																																																						
<b>Monday to Friday</b>	21-Jun-10			Monday-Friday morning peak period						Monday-Friday midday						Monday-Friday afternoon peak period						Monday-Friday early evening																																				
160 Wilson Stn – Centre St	22.58	LF	4	20'00"	77	3	17.6	LF	3	25'00"	72	3	18.8	LF	4	21'00"	84	0	16.1	LF	3	24'00"	72	0	18.8																																	
<b>Saturday</b>	15-Oct-11			Saturday early morning						Saturday morning						Saturday afternoon																																										
160 Wilson Stn – Centre St	22.58	LF	2	36'00"	69	3	19.6	LF	2	36'00"	69	3	19.6	LF	2	36'00"	69	3	19.6																																							
<b>Sunday</b>	09-Oct-11			Sunday morning						Sunday afternoon																																																
160 Wilson Stn – Centre St	22.58									LF 2 36'00" 69 3 19.6						LF 2 36'00" 69 3 19.6																		815a 900a 600p 603p																								



TORONTO TRANSIT COMMISSION

SERVICE SUMMARY

September 2 to October 6, 2012

Table with columns for Route, RT dist (km) and date of last change, Veh type, No. of Veh, Service interval, Run time (min), Term time (min), Avg spd (km/h), and various performance metrics for different days of the week.



**TORONTO TRANSIT COMMISSION**

**SERVICE SUMMARY**

September 2 to October 6, 2012

Route	RT dist (km) and date of last change	Veh type	No. of Veh	Service interval	Run time (min)	Term time (min)	Avg spd (km/h)	Veh type	No. of Veh	Service interval	Run time (min)	Term time (min)	Avg spd (km/h)	Veh type	No. of Veh	Service interval	Run time (min)	Term time (min)	Avg spd (km/h)	Veh type	No. of Veh	Service interval	Run time (min)	Term time (min)	Avg spd (km/h)	Veh type	No. of Veh	Service interval	Run time (min)	Term time (min)	Avg spd (km/h)	First dep NB or WB	First dep SB or EB	Last dep NB or WB	Last dep SB or EB			
<b>17 BIRCHMOUNT</b>	Bir	Service outside Toronto north of Steeles Avenue is provided under contract to York Region																																				
<b>Monday to Friday</b>	04-Sep-12	Monday-Friday morning peak period							Monday-Friday midday							Monday-Friday afternoon peak period							Monday-Friday early evening							Monday-Friday late evening								
17 Warden Stn – Steeles	27.37	LF	12	6' 30"	74	4	22.2	LF	6	13' 00"	78	0	21.1	LF	10	7' 30"	75	0	21.9	LF	6	12' 00"	72	0	22.8	LF	3	22' 00"	66	0	24.9	545a	457a	107a	1250a			
17A Warden Stn – 14th Ave	32.57	LF	1	19' 30"	96	2	20.4						LF	1	22' 30"	96	6	20.4								LF	3	22' 00"	66	0	24.9	514a	538a	633p	708p			
Combined/Average			13	6' 30"					6	13' 00"					11	7' 30"					6	12' 00"					3	22' 00"										
17 loops via Wintermute Every 3rd 17 operates as a 17A																																						
<b>Saturday</b>	29-Nov-08	Saturday early morning							Saturday morning							Saturday afternoon							Saturday early evening							Saturday late evening								
17 Warden Stn – Steeles	27.37	LF	3	20' 00"	60	0	27.4	LF	4	18' 00"	72	0	22.8	LF	4	18' 00"	72	0	22.8	LF	3	22' 00"	66	0	24.9	LF	3	22' 00"	66	0	24.9	518a	552a	105a	1250a			
<b>Sunday</b>	23-Nov-08	Sunday morning							Sunday afternoon							Sunday early evening							Sunday late evening															
17 Warden Stn – Steeles	27.37							LF	3	24' 00"	72	0	22.8	LF	3	24' 00"	72	0	22.8	LF	2	30' 00"	60	0	27.4	LF	2	30' 00"	60	0	27.4	832a	839a	100a	1230a			
<b>2 BLOOR-DANFORTH</b>	DanSub	Service provided under contract to York Region																																				
<b>Monday to Friday</b>	04-Sep-12	Monday-Friday morning peak period							Monday-Friday midday							Monday-Friday afternoon peak period							Monday-Friday early evening							Monday-Friday late evening								
2 Kipling Stn – Kennedy Stn	52.46	6carHT	43	2' 21"	101	0	31.2	6carHT	27	3' 50"	103	0	30.6	6carHT	40	2' 30"	100	0	31.5	6carHT	25	3' 58"	99	0	31.8	6carHT	20	4' 52"	97	0	32.4	543a	541a	131a	131a			
<b>Saturday</b>	19-May-07	Saturday early morning							Saturday morning							Saturday afternoon							Saturday early evening							Saturday late evening								
2 Kipling Stn – Kennedy Stn	52.46	6carHT	20	4' 52"	97	0	32.3	6carHT	20	4' 52"	97	0	32.3	6carHT	21	4' 43"	99	0	31.8	6carHT	20	4' 52"	97	0	32.3	6carHT	20	4' 52"	97	0	32.3	549a	549a	131a	131a			
<b>Sunday</b>	13-May-07	Sunday morning							Sunday afternoon							Sunday early evening							Sunday late evening															
2 Kipling Stn – Kennedy Stn	52.46							6carHT	20	4' 52"	97	0	32.3	6carHT	20	4' 52"	97	0	32.3	6carHT	20	4' 52"	97	0	32.3	6carHT	20	4' 52"	97	0	32.3	849a	849a	131a	131a			
<b>300 BLOOR-DANFORTH</b>	MTD/Bir/ Egl/Qsy	Service provided under contract to York Region																																				
<b>Overnight, 7 days a week</b>	02-Sep-12	Monday-Friday overnight							Saturday overnight							Sunday overnight							Sunday Morning															
300 West Mall – Warden	50.95	LF	4	30' 00"	120	0	25.5	LF	4	30' 00"	120	0	25.5	LF	4	30' 00"	120	0	25.5	LF	10	12' 00"	120	0	25.5													
300A Pearson Airport – Warden	75.97	LF	5	30' 00"	150	0	30.4	LF	5	30' 00"	150	0	30.4	LF	5	30' 00"	150	0	30.4	LF	13	12' 00"	150	6	30.4													
Combined/Average			9	15' 00"					9	15' 00"					9	15' 00"					23	6' 00"																
<b>49 BLOOR WEST</b>	Qsy	Service provided under contract to York Region																																				
<b>Monday to Friday</b>	04-Sep-12	Monday-Friday morning peak period							Monday-Friday midday							Monday-Friday afternoon peak period							Monday-Friday early evening							Monday-Friday late evening								
49 Kipling Stn – Markland Wood	9.40	LF	4	7' 30"	28	2	20.1	LF	2	15' 00"	22	8	25.6	LF	3	10' 00"	30	0	18.8	LF	2	15' 00"	24	6	23.5	LF	1	30' 00"	22	8	25.6	600a	540a	121a	131a			
<b>Saturday</b>	27-Nov-10	Saturday early morning							Saturday morning							Saturday afternoon							Saturday early evening							Saturday late evening								
49 Kipling Stn – Markland Wood	9.40	LF	1	24' 00"	22	2	25.6	LF	1	24' 00"	22	2	25.6	LF	1	24' 00"	22	2	25.6	LF	1	30' 00"	22	8	25.6	LF	1	30' 00"	22	8	25.6	606a	545a	120a	130a			
<b>Sunday</b>	02-Sep-12	Sunday morning							Sunday afternoon							Sunday early evening							Sunday late evening															
49 Kipling Stn – Markland Wood	9.40							LF	1	30' 00"	22	8	25.6	LF	1	30' 00"	22	8	25.6	LF	1	30' 00"	22	8	25.6	LF	1	30' 00"	22	8	25.6	920a	900a	120a	130a			

Overnight service east of West Mall provided by 300 BLOOR-DANFORTH



TORONTO TRANSIT COMMISSION

SERVICE SUMMARY

September 2 to October 6, 2012

Route	RT dist (km) and date of last change	Veh type	No. of Veh	Service interval	Run time (min)	Term time (min)	Avg spd (km/h)	Veh type	No. of Veh	Service interval	Run time (min)	Term time (min)	Avg spd (km/h)	Veh type	No. of Veh	Service interval	Run time (min)	Term time (min)	Avg spd (km/h)	Veh type	No. of Veh	Service interval	Run time (min)	Term time (min)	Avg spd (km/h)	Veh type	No. of Veh	Service interval	Run time (min)	Term time (min)	Avg spd (km/h)	First dep NB or WB	First dep SB or EB	Last dep NB or WB	Last dep SB or EB				
<b>21 BRIMLEY</b>		Bir																																					
<b>Monday to Friday</b>	04-Sep-12			Monday-Friday morning peak period				Monday-Friday midday						Monday-Friday afternoon peak period							Monday-Friday early evening						Monday-Friday late evening												
21 Kennedy Stn – Steeles	27.49							LF	4	20'00"	80	0	20.6							LF	6	13'00"	76	2	21.7	LF	3	30'00"	76	14	21.7			900a 635p	840a 635p	304p 100a	256p 108a		
21A Kennedy Stn – Scarborough Centre Stn	13.24	LF	3	13'20"	40	0	19.9						LF	3	13'20"	40	0	20.1																		525a 537a	505a 520a	621p 640p	642p 640p
21B Scarborough Centre Stn – Steeles	14.23	LF	6	6'40"	40	0	21.3						LF	5	8'00"	40	0	21.3																					
Combined/Average			9										8																										
<b>Saturday</b>	03-Apr-10			Saturday early morning				Saturday morning						Saturday afternoon							Saturday early evening						Saturday late evening												
21 Kennedy Stn – Steeles	27.49	LF	3	30'00"	76	14	21.7	LF	4	20'00"	76	4	21.7	LF	5	16'00"	76	4	21.7	LF	4	20'00"	76	4	21.7	LF	3	30'00"	76	14	21.7			557a 635p	640a 635p	100a 100a	105a 105a		
<b>Sunday</b>	28-Mar-10			Sunday morning				Sunday afternoon						Sunday early evening							Sunday late evening																		
21 Kennedy Stn – Steeles	27.49	LF	3	30'00"	76	14	21.7	LF	3	30'00"	76	14	21.7	LF	4	20'00"	76	4	21.7	LF	3	30'00"	76	14	21.7	LF	3	30'00"	76	14	21.7			757a 635p	810a 635p	100a 100a	105a 105a		
<b>8 BROADVIEW</b>		Bir																																					
<b>Monday to Friday</b>	24-Nov-08			Monday-Friday morning peak period				Monday-Friday midday						Monday-Friday afternoon peak period							Monday-Friday early evening						Monday-Friday late evening												
8 Broadview Stn – Coxwell	8.38	LF	1	30'00"	30	0	16.8	LF	1	30'00"	30	0	16.8	LF	1	30'00"	30	0	16.8	LF	1	30'00"	30	0	16.8	LF	1	30'00"	24	6	21.0			630a 635p	615a 635p	1255a 1003p	115a 1015p		
<b>Saturday</b>	14-May-11			Saturday early morning				Saturday morning						Saturday afternoon							Saturday early evening																		
8 Broadview Stn – Coxwell	8.38	LF	1	30'00"	30	0	16.8	LF	1	30'00"	30	0	16.8	LF	1	30'00"	30	0	16.8	LF	1	30'00"	24	6	21.0	LF	1	30'00"	24	6	21.0			630a 635p	615a 635p	1003p 1003p	1015p 1015p		
<b>Sunday</b>	08-May-11			Sunday morning				Sunday afternoon						Sunday early evening																									
8 Broadview Stn – Coxwell	8.38	LF	1	30'00"	24	6	21.0	LF	1	30'00"	24	6	21.0	LF	1	30'00"	24	6	21.0	LF	1	30'00"	24	6	21.0	LF	1	30'00"	24	6	21.0			903a 635p	845a 635p	1003p 1003p	1015p 1015p		
<b>50 BURNHAMTHORPE</b>		Qsy																																					
<b>Monday to Friday</b>	04-Sep-12			Monday-Friday morning peak period				Monday-Friday midday						Monday-Friday afternoon peak period							Monday-Friday early evening						Monday-Friday late evening												
50 Islington Stn – Mill Rd	11.44	LF	4	10'00"	40	0	17.2	LF	2	20'00"	36	4	19.1	LF	3	13'00"	39	0	17.6	LF	2	15'00"	30	0	22.9	LF	1	30'00"	26	4	26.4			545a 635p	530a 635p	115a 1003p	100a 1000p		
<b>Saturday</b>	16-Oct-10			Saturday early morning				Saturday morning						Saturday afternoon							Saturday early evening						Saturday late evening												
50 Islington Stn – Mill Rd	11.44	LF	2	15'00"	26	4	26.4	LF	2	20'00"	30	10	22.9	LF	2	20'00"	30	10	22.9	LF	1	30'00"	26	4	26.4	LF	1	30'00"	26	4	26.4			620a 635p	620a 635p	115a 1003p	100a 1000p		
<b>Sunday</b>	03-Jan-10			Sunday morning				Sunday afternoon						Sunday early evening							Sunday late evening																		
50 Islington Stn – Mill Rd	11.44	LF	2	17'30"	30	5	22.9	LF	2	17'30"	30	5	22.9	LF	2	17'30"	30	5	22.9	LF	1	30'00"	26	4	26.4	LF	1	30'00"	26	4	26.4			815a 635p	830a 635p	115a 1003p	100a 1000p		
<b>120 CALVINGTON</b>		Arw																																					
<b>Monday to Friday</b>	09-May-11			Monday-Friday morning peak period				Monday-Friday midday						Monday-Friday afternoon peak period							Monday-Friday early evening																		
120 Wilson Stn – Sheppard & Jane via deHavilland	20.65	LF	2	30'00"	60	0	20.7	LF	2	30'00"	60	0	20.7	LF	2	30'00"	60	0	20.7	LF	2	30'00"	60	0	20.7	LF	2	30'00"	60	0	20.7			630a 635p	603a 635p	1000p 1003p	1000p 1000p		
<b>Saturday</b>	14-May-11			Saturday early morning				Saturday morning						Saturday afternoon							Saturday early evening																		
120 Wilson Stn – Sheppard & Jane via deHavilland	20.65	LF	2	30'00"	60	0	20.7	LF	2	30'00"	60	0	20.7	LF	2	30'00"	60	0	20.7	LF	2	30'00"	60	0	20.7	LF	2	30'00"	60	0	20.7			630a 635p	603a 635p	1000p 1003p	1000p 1000p		
<b>Sunday</b>	08-May-11			Sunday morning				Sunday afternoon						Sunday early evening																									
120 Wilson Stn – Sheppard & Jane via deHavilland	20.65	LF	2	30'00"	60	0	20.7	LF	2	30'00"	60	0	20.7	LF	2	30'00"	60	0	20.7	LF	2	30'00"	60	0	20.7	LF	2	30'00"	60	0	20.7			900a 635p	833a 635p	1000p 1003p	1000p 1000p		



**SERVICE SUMMARY**

September 2 to October 6, 2012

Route	RT dist (km) and date of last change	Veh type	No. of Veh	Service interval	Run time (min)	Term time (min)	Avg spd (km/h)	Veh type	No. of Veh	Service interval	Run time (min)	Term time (min)	Avg spd (km/h)	Veh type	No. of Veh	Service interval	Run time (min)	Term time (min)	Avg spd (km/h)	Veh type	No. of Veh	Service interval	Run time (min)	Term time (min)	Avg spd (km/h)	Veh type	No. of Veh	Service interval	Run time (min)	Term time (min)	Avg spd (km/h)	First dep NB or WB	First dep SB or EB	Last dep NB or WB	Last dep SB or EB	
<b>506 CARLTON</b>		Ron/Rus																																		
<b>Monday to Friday</b>		04-Sep-12																																		
		Monday-Friday morning peak period							Monday-Friday midday							Monday-Friday afternoon peak period							Monday-Friday early evening							Monday-Friday late evening						
506 High Park – Main Street Stn	29.63	CLRV	32	3' 45"	117	3	15.2	CLRV	24	5' 00"	120	0	14.8	CLRV	27	4' 40"	123	3	14.5	CLRV	15	8' 00"	117	3	15.2	CLRV	11	10' 00"	106	4	16.8	530a	515a	1207a	100a	
<b>Saturday</b>		04-Aug-12																																		
		Saturday early morning							Saturday morning							Saturday afternoon							Saturday early evening							Saturday late evening						
506 High Park – Main Street Stn	29.63	CLRV	14	7' 09"	100	0	17.8	CLRV	16	7' 00"	110	2	16.2	CLRV	19	6' 40"	123	4	14.5	CLRV	13	8' 30"	110	1	16.2	CLRV	11	10' 00"	106	4	16.8	543a	518a	1207a	100a	
<b>Sunday</b>		29-Jul-12																																		
		Sunday early morning							Sunday morning							Sunday afternoon							Sunday early evening							Sunday late evening						
506 High Park – Main Street Stn	29.63	CLRV	9	10' 00"	90	0	19.8	CLRV	12	8' 00"	95	1	18.7	CLRV	16	7' 20"	115	2	15.5	CLRV	10	11' 00"	110	0	16.2	CLRV	9	11' 00"	99	0	18.0	530a	533a	1207a	1256a	
<b>306 CARLTON</b>		Ron/Rus																																		
<b>Overnight, 7 days a week</b>		02-Sep-12																																		
		Monday-Friday overnight							Saturday overnight							Sunday overnight																				
306 Dundas West Stn – Main Street Stn	29.63	CLRV	3	30' 00"	90	0	19.8	CLRV	3	30' 00"	90	0	19.8	CLRV	3	30' 00"	90	0	19.8																	
<b>126 CHRISTIE</b>		MtD																																		
<b>Monday to Friday</b>		06-Sep-11																																		
		Monday-Friday morning peak period							Monday-Friday midday							Monday-Friday afternoon peak period							Monday-Friday early evening							Monday-Friday late evening						
126 Christie Stn – St Clair West Stn	6.12	LF	2	15' 00"	30	0	12.2	LF	1	30' 00"	26	4	14.1	LF	2	15' 00"	30	0	12.2	LF	1	30' 00"	24	6	15.3	LF	1	30' 00"	24	6	15.3	600a	545a	100a	1245a	
<b>Saturday</b>		08-Aug-09																																		
		Saturday early morning							Saturday morning							Saturday afternoon							Saturday afternoon													
126 Christie Stn – St Clair West Stn	6.12	LF	1	30' 00"	24	6	15.3	LF	1	30' 00"	26	4	14.1	LF	1	30' 00"	26	4	14.1	LF	1	30' 00"	24	6	15.3	LF	1	30' 00"	24	6	15.3	600a	545a	100a	1245a	
<b>Sunday</b>		02-Aug-09																																		
		Sunday morning							Sunday afternoon							Sunday afternoon							Sunday afternoon													
126 Christie Stn – St Clair West Stn	6.12							LF	1	30' 00"	24	6	15.3	LF	1	30' 00"	24	6	15.3	LF	1	30' 00"	24	6	15.3	LF	1	30' 00"	24	6	15.3	830a	845a	100a	1245a	
<b>20 CLIFFSIDE</b>		Bir																																		
<b>Monday to Friday</b>		04-Sep-12																																		
		Monday-Friday morning peak period							Monday-Friday midday							Monday-Friday afternoon peak period							Monday-Friday early evening							Monday-Friday late evening						
20 Kennedy Stn – Main Street Stn	19.75	LF	6	11' 00"	66	0	18.0	LF	4	17' 30"	70	0	16.9	LF	6	11' 40"	70	0	16.9	LF	3	21' 00"	63	0	18.8	LF	1.5	30' 00"	48	1	24.7	520a	450a	100a	105a	
<b>Saturday</b>		08-Sep-12																																		
		Saturday early morning							Saturday morning							Saturday afternoon							Saturday early evening							Alternates trips with 62 MORTIMER						
20 Kennedy Stn – Main Street Stn	19.75	LF	3	20' 00"	60	0	19.8	LF	4	18' 00"	65	7	18.2	LF	4	18' 00"	65	7	18.2	LF	3	20' 00"	60	0	19.8											
<b>Sunday</b>		08-May-11																																		
		Sunday morning							Sunday afternoon							Sunday early evening							Alternates trips with 62 MORTIMER													
20 Kennedy Stn – Main Street Stn	19.75							LF	3	20' 00"	60	0	19.8	LF	3	20' 00"	60	0	19.8	LF	1.65	30' 00"	48	1	24.6											

**TORONTO TRANSIT COMMISSION****SERVICE SUMMARY**

September 2 to October 6, 2012

Route	RT dist (km) and date of last change	Veh type	No. of Veh	Service interval	Run time (min)	Term time (min)	Avg spd (km/h)	Veh type	No. of Veh	Service interval	Run time (min)	Term time (min)	Avg spd (km/h)	Veh type	No. of Veh	Service interval	Run time (min)	Term time (min)	Avg spd (km/h)	Veh type	No. of Veh	Service interval	Run time (min)	Term time (min)	Avg spd (km/h)	Veh type	No. of Veh	Service interval	Run time (min)	Term time (min)	Avg spd (km/h)	First dep NB or WB	First dep SB or EB	Last dep NB or WB	Last dep SB or EB			
<b>87 COSBURN</b>																																						
Bir																																						
<b>Monday to Friday</b> 04-Sep-12																																						
Monday-Friday morning peak period																																						
87 Broadview Stn – Main Street Stn	14.40	LF	6	10' 00"	55	5	15.7							LF	9	6' 00"	49	5	17.6							LF	2	22' 30"	41	4	21.1	547a	605a	130a	128a			
87A Broadview Stn – Main Street Stn via East York Acres	14.81							LF	3	20' 00"	54	6	16.5							LF	3	16' 40"	50	0	17.8							932a	920a	250p	306p			
87B Broadview Stn – Coxwell	8.53	LF	3	10' 00"	29	1	17.6																									642p	618p	914p	905p			
Combined/Average																																						
			9	5' 00"				3	20' 00"					9	6' 00"					3	16' 40"					2	22' 30"					535a	550a	905a	850a			
<b>Saturday</b> 31-Mar-12																																						
Saturday early morning																																						
87 Broadview Stn – Main Street Stn	14.40	LF	2	25' 00"	50	0	17.3																			LF	1.5	30' 00"	45	0	19.2	600a	600a	100a	123a			
87A Broadview Stn – Main Street Stn via East York Acres	14.81							LF	2	25' 00"	50	0	17.8	LF	3	16' 40"	50	0	17.8	LF	2	25' 00"	50	0	17.8							945a	920a	930p	900p			
Alternates trips with 113 DANFORTH																																						
<b>Sunday</b> 23-Nov-08																																						
Sunday morning																																						
87 Broadview Stn – Main Street Stn	14.40													LF	1.5	30' 00"	45	0	19.2	LF	1.5	30' 00"	45	0	19.2							830a	830a	130a	123a			
87A Broadview Stn – Main Street Stn via East York Acres	14.81							LF	2	25' 00"	50	0	17.8	LF	2	25' 00"	50	0	17.8														945a	920a	605p	630p		
Alternates trips with 113 DANFORTH																																						
Alternates trips with 113 DANFORTH																																						
Overnight service west of Coxwell Avenue provided by 322 COXWELL																																						
<b>22 COXWELL</b>																																						
Bir																																						
<b>Monday to Friday</b> 13-Feb-12																																						
Monday-Friday morning peak period																																						
22 Coxwell Stn – Queen	4.36	LF	3	8' 00"	24	0	10.9	LF	3	8' 00"	24	0	10.9	LF	3	8' 00"	24	0	10.9																521a	511a	658p	640p
22A Coxwell Stn – Victoria Park	11.07													LF	4	10' 00"	40	0	16.6	LF	3	12' 00"	36	0	18.5							700p	650p	138a	210a			
See 502 DOWNTOWNER and 503 KINGSTON RD																																						
See 502 DOWNTOWNER																																						
See 502 DOWNTOWNER and 503 KINGSTON RD																																						
<b>Saturday</b> 08-Jan-11																																						
Saturday early morning																																						
22A Coxwell Stn – Victoria Park	11.07	LF	3	12' 00"	36	0	18.5	LF	4	11' 00"	44	0	15.1	LF	5	9' 00"	44	1	15.1	LF	3	15' 00"	44	1	15.1	LF	3	15' 00"	36	9	18.5	547a	529a	148a	210a			
Saturday afternoon																																						
Saturday early evening																																						
Saturday late evening																																						
<b>Sunday</b> 01-Aug-10																																						
Sunday morning																																						
22A Coxwell Stn – Victoria Park	11.07							LF	4	10' 00"	40	0	16.6	LF	4	10' 00"	40	0	16.6	LF	3	15' 00"	40	5	16.6	LF	3	15' 00"	36	9	18.5	840a	840a	148a	210a			
Sunday afternoon																																						
Sunday early evening																																						
Sunday late evening																																						
<b>322 COXWELL</b>																																						
Bir																																						
<b>Overnight, 7 days a week</b> 17-Feb-09																																						
Monday-Friday overnight																																						
322 Broadview Stn via Cosburn – Victoria Park Stn via Kingston Rd	22.61	LF	1.3	30' 00"	39	0	34.8	LF	1.3	30' 00"	39	0	34.8	LF	1.3	30' 00"	39	0	34.8																			
Alternates trips with 324 VICTORIA PARK																																						
Alternates trips with 324 VICTORIA PARK																																						
Alternates trips with 324 VICTORIA PARK																																						
<b>42 CUMMER</b>																																						
Wil																																						
<b>Monday to Friday</b> 04-Sep-12																																						
Monday-Friday morning peak period																																						
42 Finch Stn – Victoria Park	18.41	LF	6	9' 00"	54	0	20.5						LF	5	11' 30"	54	4	20.5																	629a	643a	826a	833a
42A Finch Stn – Middlefield	31.20	LF	5	18' 00"	87	3	21.5	LF	3	30' 00"	84	6	22.3	LF	4	23' 00"	89	3	21.0	LF	4	20' 00"	80	0	23.4							332p	304p	625p	619p			
42B Finch Stn – Kennedy	23.16	LF	4	18' 00"	67	5	20.7	LF	2	30' 00"	60	0	23.2	LF	3	23' 00"	67	2	20.7	LF	3	20' 00"	58	2	24.0	LF	3	20' 00"	58	2	24.0	710a	637a	1010p	950p			
Combined/Average																																						
			15	4' 30"				5	15' 00"					12	5' 45"					7	10' 00"					3	20' 00"					530a	607a	110a	120a			
<b>Saturday</b> 08-Sep-12																																						
Saturday early morning																																						
42B Finch Stn – Kennedy	23.16	LF	3	20' 00"	55	5	25.3	LF	3	20' 00"	60	0	23.2	LF	5	12' 00"	60	0	23.2	LF	4	15' 00"	56	4	24.8	LF	3	20' 00"	56	4	24.8	600a	600a	100a	110a			
Saturday afternoon																																						
Saturday early evening																																						
Saturday late evening																																						
<b>Sunday</b> 12-Feb-12																																						
Sunday morning																																						
42B Finch Stn – Kennedy	23.16							LF	3	20' 00"	55	5	25.3	LF	4	15' 00"	60	0	23.2	LF	2	30' 00"	58	2	24.0	LF	2	30' 00"	55	5	25.3	750a	820a	100a	100a			
Sunday afternoon																																						
Sunday early evening																																						
Sunday late evening																																						







**TORONTO TRANSIT COMMISSION**

**SERVICE SUMMARY**

September 2 to October 6, 2012

Route	RT dist (km) and date of last change	Veh type	No. of Veh	Service interval	Run time (min)	Term time (min)	Avg spd (km/h)	Veh type	No. of Veh	Service interval	Run time (min)	Term time (min)	Avg spd (km/h)	Veh type	No. of Veh	Service interval	Run time (min)	Term time (min)	Avg spd (km/h)	Veh type	No. of Veh	Service interval	Run time (min)	Term time (min)	Avg spd (km/h)	Veh type	No. of Veh	Service interval	Run time (min)	Term time (min)	Avg spd (km/h)	First dep NB or WB	First dep SB or EB	Last dep NB or WB	Last dep SB or EB	
<b>303 DON MILLS</b>	Egl																																			
<b>Overnight, 7 days a week</b>	04-Sep-05			Monday-Friday overnight						Saturday overnight						Sunday overnight																				
303 Steeles – Queen via Broadview	47.04	LF	3	30 ' 00 "	90	0	31.4	LF	3	30 ' 00 "	90	0	31.4	LF	3	30 ' 00 "	90	0	31.4																	
<b>108 DOWNSVIEW</b>	Arw																																			
<b>Monday to Friday</b>	04-Sep-12			Monday-Friday morning peak period						Monday-Friday midday						Monday-Friday afternoon peak period																				
108 Downsview Stn – Jane	16.91	LF	4	13 ' 00 "	50	2	20.3	LF	2	24 ' 00 "	43	5	23.6	LF	3	17 ' 00 "	48	3	21.1	LF	4	11 ' 00 "	43	1	23.6	LF	3	15 ' 00 "	41	4	24.7	612a	545a	105a	106a	
108A Downsview Stn – Jane via Grandravine	15.26	LF	4	13 ' 00 "	50	2	18.3	LF	2	24 ' 00 "	43	5	21.3	LF	3	17 ' 00 "	48	3	19.1																	
Combined/Average			<b>8</b>	<b>6 ' 30 "</b>					<b>4</b>	<b>12 ' 00 "</b>				<b>6</b>	<b>8 ' 30 "</b>					<b>4</b>	<b>11 ' 00 "</b>					<b>3</b>	<b>15 ' 00 "</b>									
<b>Saturday</b>	10-Sep-11			Saturday early morning						Saturday morning						Saturday afternoon																				
108 Downsview Stn – Jane	16.91	LF	3	15 ' 00 "	40	5	25.4	LF	4	12 ' 00 "	43	5	23.6	LF	6	7 ' 30 "	44	1	23.1	LF	3	15 ' 00 "	40	5	25.4	LF	3	15 ' 00 "	40	5	25.4	545a	615a	105a	105a	
<b>Sunday</b>	09-Oct-11									Sunday morning						Sunday afternoon																				
108 Downsview Stn – Jane	16.91							LF	3	15 ' 00 "	40	5	25.4	LF	4	12 ' 00 "	44	4	23.1	LF	2	22 ' 00 "	40	4	25.4	LF	2	22 ' 00 "	40	4	25.4	830a	825a	105a	105a	
<b>101 DOWNSVIEW PARK</b>	Arw																																			
<b>Monday to Friday</b>	04-Sep-12			Monday to Friday service operates seasonally. Service is scheduled to resume in the May 2013 Board Period.																																
101 Downsview Stn – Downsview Park	5.64																																			
<b>Saturday</b>	25-Jun-11									Saturday morning						Saturday afternoon																				
101 Downsview Stn – Downsview Park	5.64							LF	1	20 ' 00 "	20	0	16.9	LF	1	20 ' 00 "	20	0	16.9	LF	1	20 ' 00 "	20	0	16.9											
<b>Sunday</b>	19-Jun-11									Sunday morning						Sunday afternoon																				
101 Downsview Stn – Downsview Park	5.64							LF	1	20 ' 00 "	20	0	16.9	LF	1	20 ' 00 "	20	0	16.9	LF	1	20 ' 00 "	20	0	16.9											
<b>142 DOWNTOWN/ AVENUE RD EXPRESS</b>	Wil																																			
<b>Monday to Friday</b>	21-Jun-10			Monday-Friday morning peak period						Monday-Friday afternoon peak period																										
142 Downtown – Highway 401	24.41	LF	3	30 ' 00 "	90	0	16.3			LF	3	30 ' 00 "	90	0	16.3																					
<b>143 DOWNTOWN/ BEACH EXPRESS</b>	Bir																																			
<b>Monday to Friday</b>	19-Oct-09			Monday-Friday morning peak period						Monday-Friday afternoon peak period																										
143 Downtown – Neville Park	20.37	LF	3	Six WB trips						LF	2	Five EB trips																								
<b>144 DOWNTOWN/ DON VALLEY EXPRESS</b>	Egl																																			
<b>Monday to Friday</b>	04-Jan-10			Monday-Friday morning peak period						Monday-Friday afternoon peak period																										
144 Downtown – Wynford and Underhill	39.75									LF	4	Eight NB trips																								
144A Underhill – Downtown	41.02	LF	5	Five SB trips																																
144B Wynford – Downtown	32.19	LF	4	Seven SB trips																																
Combined/Average			<b>9</b>							<b>4</b>																										
<b>145 DOWNTOWN/ HUMBER BAY EXPRESS</b>	Qsy																																			
<b>Monday to Friday</b>	22-Nov-10			Monday-Friday morning peak period						Monday-Friday afternoon peak period																										
145 Kipling – Downtown	28.81	LF		Three EB trips						LF		Three WB trips																								
145A Royal York – Downtown	27.85	LF		Two EB trips						LF		Three WB trips																								
Combined/Average			<b>3</b>							<b>3</b>																										



TORONTO TRANSIT COMMISSION

SERVICE SUMMARY

September 2 to October 6, 2012

Route	RT dist (km) and date of last change	Veh type	No. of Veh	Service interval	Run time (min)	Term time (min)	Avg spd (km/h)	Veh type	No. of Veh	Service interval	Run time (min)	Term time (min)	Avg spd (km/h)	Veh type	No. of Veh	Service interval	Run time (min)	Term time (min)	Avg spd (km/h)	Veh type	No. of Veh	Service interval	Run time (min)	Term time (min)	Avg spd (km/h)	Veh type	No. of Veh	Service interval	Run time (min)	Term time (min)	Avg spd (km/h)	First dep NB or WB	First dep SB or EB	Last dep NB or WB	Last dep SB or EB		
<b>141 DOWNTOWN/ MT PLEASANT EXPRESS</b>		MtD																																			
<b>Monday to Friday</b>	04-Sep-12		Monday-Friday morning peak period					Monday-Friday afternoon peak period																													
141 Downtown – Eglinton	20.12	LF	<b>3</b>	<b>Four SB trips</b>				LF	<b>2</b>	<b>Two NB trips</b>																											
<b>502 DOWNTOWNER and 503 KINGSTON RD</b>		Egl	Due to TTC trackwork on Queen Street at Russell Carhouse, and City Toronto water main work on Kingston Road, streetcars replaced by buses between Bingham Loop and Broadview. For revised streetcar service on Queen see 501 QUEEN.																																		
<b>Monday to Friday</b>	30-Jul-12		Monday-Friday morning peak period					Monday-Friday midday					Monday-Friday afternoon peak period																								
502 Broadview – Victoria Park	14.96	Lift / LF	<b>11</b>	<b>5 ' 30 "</b>	<b>56</b>	<b>5</b>	16.0	LF	<b>4</b>	<b>14 ' 00 "</b>	<b>51</b>	<b>5</b>	17.6	Lift / LF	<b>9</b>	<b>6 ' 30 "</b>	<b>55</b>	<b>4</b>	16.3																		
503 York – Victoria Park			Replaced by 502 DOWNTOWNER Bus and 501 QUEEN Streetcar during construction.																																		
			Evening and weekend service on Kingston Road provided by 22 COXWELL. Overnight service on Kingston Road provided by 322 COXWELL.																																		
<b>125 DREWRY</b>		Wil																																			
<b>Monday to Friday</b>	18-Jun-12		Monday-Friday morning peak period					Monday-Friday midday					Monday-Friday afternoon peak period					Monday-Friday early evening					Monday-Friday late evening														
125 Finch Stn – Bathurst (Torresdale)	7.92	LF	<b>5</b>	<b>6 ' 30 "</b>	<b>30</b>	<b>3</b>	15.8	LF	<b>1</b>	<b>30 ' 00 "</b>	<b>28</b>	<b>2</b>	17.0	LF	<b>3</b>	<b>10 ' 00 "</b>	<b>30</b>	<b>0</b>	15.8	LF	<b>2</b>	<b>15 ' 00 "</b>	<b>25</b>	<b>5</b>	19.0	LF	<b>1</b>	<b>30 ' 00 "</b>	<b>25</b>	<b>5</b>	19.0						
<b>Saturday</b>	09-Jan-10		Saturday early morning					Saturday morning					Saturday afternoon					Saturday early evening					Saturday late evening														
125 Finch Stn – Bathurst (Torresdale)	7.92	LF	<b>1</b>	<b>30 ' 00 "</b>	<b>25</b>	<b>5</b>	19.0	LF	<b>1</b>	<b>30 ' 00 "</b>	<b>28</b>	<b>2</b>	17.0	LF	<b>1</b>	<b>30 ' 00 "</b>	<b>28</b>	<b>2</b>	17.0	LF	<b>1</b>	<b>30 ' 00 "</b>	<b>25</b>	<b>5</b>	19.0	LF	<b>1</b>	<b>30 ' 00 "</b>	<b>25</b>	<b>5</b>	19.0						
<b>Sunday</b>	03-Jan-10		Sunday morning					Sunday afternoon					Sunday early evening					Sunday late evening																			
125 Finch Stn – Bathurst (Torresdale)	7.92							LF	<b>1</b>	<b>30 ' 00 "</b>	<b>28</b>	<b>2</b>	17.0	LF	<b>1</b>	<b>30 ' 00 "</b>	<b>28</b>	<b>2</b>	17.0	LF	<b>1</b>	<b>30 ' 00 "</b>	<b>25</b>	<b>5</b>	19.0	LF	<b>1</b>	<b>30 ' 00 "</b>	<b>25</b>	<b>5</b>	19.0						
<b>29 DUFFERIN</b>		Wil	During TTC Trackwork on Dufferin south of Queen, buses will operate over a revised routing. <i>Italicised branch names are for internal use only</i>																																		
<b>Monday to Friday</b>	04-Sep-12		Monday-Friday morning peak period					Monday-Friday midday					Monday-Friday afternoon peak period					Monday-Friday early evening					Monday-Friday late evening														
29 Wilson Stn–Exhibition (Dufferin Gate)	24.48							Lift	<b>27</b>	<b>3 ' 40 "</b>	<b>96</b>	<b>3</b>	15.3							Lift	<b>21</b>	<b>4 ' 00 "</b>	<b>81</b>	<b>3</b>	18.1	Lift	<b>9</b>	<b>7 ' 15 "</b>	<b>64</b>	<b>2</b>	23.0						
29 To Exhibition (Dufferin Gate)																																					
29 To Wilson Stn																																					
29A Tycos Dr – Exhibition (Dufferin Gate)	18.31	Lift	<b>12</b>	<b>5 ' 15 "</b>	<b>61</b>	<b>2</b>	18.0							Lift	<b>13</b>	<b>6 ' 00 "</b>	<b>73</b>	<b>5</b>	15.1																		
29 To Exhibition (Dufferin Gate)																																					
29A To Tycos																																					
29D Wilson Stn–Exhibition (Princes' Gate)	27.12	Lift	<b>19</b>	<b>5 ' 15 "</b>	<b>98</b>	<b>2</b>	16.6							Lift	<b>18</b>	<b>6 ' 00 "</b>	<b>105</b>	<b>3</b>	15.5																		
29D To Exhibition (Princes' Gate)																																					
29 To Wilson Stn																																					
Combined/Average			<b>31</b>	<b>2 ' 38 "</b>					<b>27</b>	<b>3 ' 40 "</b>				<b>31</b>	<b>3 ' 00 "</b>					<b>21</b>	<b>4 ' 00 "</b>					<b>9</b>	<b>7 ' 15 "</b>										
<b>Saturday</b>	08-Sep-12		Saturday early morning					Saturday morning					Saturday afternoon					Saturday early evening					Saturday late evening														
29 Wilson Stn–Exhibition (Dufferin Gate)	24.48							Lift	<b>12</b>	<b>8 ' 40 "</b>	<b>101</b>	<b>3</b>	14.5	Lift	<b>17</b>	<b>6 ' 00 "</b>	<b>101</b>	<b>1</b>	14.5							Lift	<b>6</b>	<b>11 ' 00 "</b>	<b>65</b>	<b>1</b>	22.6						
29 To Exhibition (Dufferin Gate)																																					
29 To Wilson Stn																																					
29D Wilson Stn–Exhibition (Princes' Gt)	27.12	Lift	<b>13</b>	<b>6 ' 15 "</b>	<b>81</b>	<b>0</b>	20.0	Lift	<b>13</b>	<b>8 ' 40 "</b>	<b>112</b>	<b>1</b>	14.5	Lift	<b>19</b>	<b>6 ' 00 "</b>	<b>112</b>	<b>2</b>	14.5	Lift	<b>12</b>	<b>7 ' 20 "</b>	<b>88</b>	<b>0</b>	18.5												
29D To Exhibition (Princes' Gate)																																					
29 To Wilson Stn																																					
Combined/Average			<b>13</b>	<b>6 ' 15 "</b>				<b>25</b>	<b>4 ' 20 "</b>				<b>36</b>	<b>3 ' 00 "</b>					<b>12</b>	<b>7 ' 20 "</b>					<b>6</b>	<b>11 ' 00 "</b>											
<b>Sunday</b>	02-Sep-12		Sunday early morning					Sunday morning					Sunday afternoon					Sunday early evening					Sunday late evening														
29 Wilson Stn–Exhibition (Dufferin Gate)	24.48							Lift	<b>9</b>	<b>10 ' 00 "</b>	<b>89</b>	<b>1</b>	16.5	Lift	<b>14</b>	<b>6 ' 45 "</b>	<b>89</b>	<b>6</b>	16.5	Lift	<b>7</b>	<b>10 ' 00 "</b>	<b>70</b>	<b>0</b>	21.0	Lift	<b>6</b>	<b>11 ' 00 "</b>	<b>64</b>	<b>2</b>	23.0						
29 To Exhibition (Dufferin Gate)																																					
29 To Wilson Stn																																					
29D Wilson Stn–Exhibition (Princes' Gate)	27.12	Lift	<b>7</b>	<b>10 ' 00 "</b>	<b>70</b>	<b>0</b>	23.2	Lift	<b>10</b>	<b>10 ' 00 "</b>	<b>99</b>	<b>1</b>	16.4	Lift	<b>15</b>	<b>6 ' 45 "</b>	<b>99</b>	<b>3</b>	16.5																		
29D To Exhibition (Princes' Gate)																																					
29 To Wilson Stn																																					
Combined/Average			<b>7</b>	<b>10 ' 00 "</b>				<b>19</b>	<b>5 ' 00 "</b>				<b>29</b>	<b>3 ' 23 "</b>					<b>7</b>	<b>10 ' 00 "</b>					<b>6</b>	<b>11 ' 00 "</b>											



TORONTO TRANSIT COMMISSION

SERVICE SUMMARY

September 2 to October 6, 2012

Route	RT dist (km) and date of last change	Veh type	No. of Veh	Service interval	Run time (min)	Term time (min)	Avg spd (km/h)	Veh type	No. of Veh	Service interval	Run time (min)	Term time (min)	Avg spd (km/h)	Veh type	No. of Veh	Service interval	Run time (min)	Term time (min)	Avg spd (km/h)	Veh type	No. of Veh	Service interval	Run time (min)	Term time (min)	Avg spd (km/h)	Veh type	No. of Veh	Service interval	Run time (min)	Term time (min)	Avg spd (km/h)	First dep NB or WB	First dep SB or EB	Last dep NB or WB	Last dep SB or EB			
<b>329 DUFFERIN</b>	Mtd/Wil	During TTC Trackwork on Dufferin south of Queen, buses will operate over a revised routing.																																				
<b>Overnight, 7 days a week</b>	02-Sep-12	Monday-Friday overnight														Saturday overnight																						
329 Wilson Stn – Exhibition	30.75	LF	2.4	30'00"	72	0	25.6	LF	2.4	30'00"	72	0	25.6	LF	2.4	30'00"	72	0	25.6	LF	2.4	30'00"	72	0	25.6	LF	2.4	30'00"	72	0	25.6							
Alternates trips with 316 OSSINGTON																																						
<b>105 DUFFERIN NORTH</b>	Wil	Service outside Toronto north of Steeles Avenue is provided under contract to York Region.																																				
<b>Monday to Friday</b>	13-Feb-12	Monday-Friday morning peak period							Monday-Friday midday							Monday-Friday afternoon peak period							Monday-Friday early evening							Monday-Friday late evening								
105 Downsview Stn – Rutherford	23.58	LF	2.5	28'00"	61	9	23.2	LF	2	30'00"	56	4	25.3	LF	3.5	24'00"	75	9	18.9	LF	2	30'00"	55	5	25.7													
105B Downsview Stn – Major Mackenzie	27.93	LF	2.5	28'00"	69	1	24.3						LF	3.5	24'00"	83	1	20.2																				
105C Downsview Stn – Steeles	9.93																									LF	1	30'00"	30	0	19.9							
Combined/Average			5	14'00"					2	30'00"					7	12'00"					2	30'00"					1	30'00"										
<b>Saturday</b>	28-Nov-09	Saturday early morning							Saturday morning							Saturday afternoon							Saturday early evening							Saturday late evening								
105 Downsview Stn – Rutherford	23.58	LF	2	30'00"	55	5	25.7	LF	2	30'00"	55	5	25.7	LF	2	30'00"	55	5	25.7	LF	2	30'00"	55	5	25.7													
105C Downsview Stn – Steeles	9.93																									LF	1	30'00"	30	0	19.9							
<b>Sunday</b>	08-May-11	Sunday morning							Sunday afternoon							Sunday early evening							Sunday late evening															
105 Downsview Stn – Rutherford	23.58							LF	2	30'00"	55	5	25.7	LF	2	30'00"	55	5	25.7	LF	2	30'00"	55	5	25.7													
<b>505 DUNDAS</b>	Ron/Rus	Due to TTC trackwork on Queen Street at Russell Carhouse, the carhouse times and routing has been revised.																																				
<b>Monday to Friday</b>	04-Sep-12	Monday-Friday morning peak period							Monday-Friday midday							Monday-Friday afternoon peak period							Monday-Friday early evening							Monday-Friday late evening								
505 Dundas West Stn – Broadview Stn	21.47	CLRV	18	5'30"	94	5	13.7	CLRV	16	6'30"	96	8	13.4	CLRV	19	5'40"	100	8	12.9	CLRV	11	8'00"	83	5	15.5	CLRV	7	12'00"	78	6	16.5							
<b>Saturday</b>	04-Aug-12	Saturday early morning							Saturday morning							Saturday afternoon							Saturday early evening							Saturday late evening								
505 Dundas West Stn – Broadview Stn	21.47	CLRV	9	10'00"	84	6	15.3	CLRV	16	6'45"	104	4	12.4	CLRV	21	5'30"	105	11	12.3	CLRV	8	12'00"	91	5	14.2	CLRV	6	14'00"	78	6	16.5							
<b>Sunday</b>	29-Jul-12	Sunday early morning							Sunday morning							Sunday afternoon							Sunday early evening							Sunday late evening								
505 Dundas West Stn – Broadview Stn	21.47	CLRV	4	20'00"	80	0	16.1	CLRV	12	8'00"	92	4	14.0	CLRV	16	6'20"	94	8	13.7	CLRV	8	12'00"	91	5	14.2	CLRV	6	14'00"	78	6	16.5							
<b>26 DUPONT</b>	Qsy																																					
<b>Monday to Friday</b>	13-Feb-12	Monday-Friday morning peak period							Monday-Friday midday							Monday-Friday afternoon peak period							Monday-Friday early evening															
26 St George Stn – Jane Stn	19.09	LF	5	16'00"	75	5	15.3	LF	4	20'00"	68	12	16.8	LF	6	14'00"	80	4	14.3	LF	3	20'00"	60	0	19.1													
<b>Saturday</b>	10-Sep-11	Saturday early morning							Saturday morning							Saturday afternoon							Saturday early evening															
26 St George Stn – Jane Stn	19.09	LF	2	30'00"	60	0	19.1	LF	3	24'00"	72	0	15.9	LF	3	24'00"	72	0	15.9	LF	3	24'00"	72	0	15.9													
<b>Sunday</b>	04-Sep-11	Sunday early morning							Sunday morning							Sunday afternoon							Sunday early evening															
26 St George Stn – Jane Stn	19.09	LF	2	30'00"	60	0	19.1	LF	2	30'00"	60	0	19.1	LF	2	30'00"	60	0	19.1	LF	2	30'00"	60	0	19.1													
<b>111 EAST MALL</b>	Qsy																																					
<b>Monday to Friday</b>	04-Sep-12	Monday-Friday morning peak period							Monday-Friday midday							Monday-Friday afternoon peak period							Monday-Friday early evening							Monday-Friday late evening								
111 Kipling Stn – Eglinton	17.93	LF	5	10'00"	46	4	23.4	LF	4	12'00"	46	2	23.4	LF	6	9'00"	49	5	22.0	LF	3	15'00"	45	0	23.9	LF	2	20'00"	36	4	29.9							
<b>Saturday</b>	20-Feb-10	Saturday early morning							Saturday morning							Saturday afternoon							Saturday early evening							Saturday late evening								
111 Kipling Stn – Eglinton	17.93	LF	2	20'00"	40	0	26.9	LF	3.5	15'00"	52	0	20.6	LF	5	11'00"	47	8	22.9	LF	2	20'00"	39	1	27.6	LF	2	20'00"	36	4	29.9							
Alternates trips with 123 SHORNCIFFE																																						
<b>Sunday</b>	14-Feb-10	Sunday morning							Sunday afternoon							Sunday early evening							Sunday late evening															
111 Kipling Stn – Eglinton	17.93							LF	3	15'00"	45	0	23.9	LF	3	18'00"	47	7	22.9	LF	2	20'00"	39	1	27.6	LF	2	20'00"	36	4	29.9							







TORONTO TRANSIT COMMISSION

SERVICE SUMMARY

September 2 to October 6, 2012

Route	RT dist (km) and date of last change	Veh type	No. of Veh	Service interval	Run time (min)	Term time (min)	Avg spd (km/h)	Veh type	No. of Veh	Service interval	Run time (min)	Term time (min)	Avg spd (km/h)	Veh type	No. of Veh	Service interval	Run time (min)	Term time (min)	Avg spd (km/h)	Veh type	No. of Veh	Service interval	Run time (min)	Term time (min)	Avg spd (km/h)	Veh type	No. of Veh	Service interval	Run time (min)	Term time (min)	Avg spd (km/h)	First dep NB or WB	First dep SB or EB	Last dep NB or WB	Last dep SB or EB			
<b>308 FINCH EAST</b>	Mal/Arw																																					
<b>Overnight, 7 days a week</b>	16-Feb-03			Monday-Friday overnight				Saturday overnight						Sunday overnight																								
308 Finch Stn – Markham Rd	33.57	LF	2	30' 00"	64	0	31.5	LF	2	30' 00"	64	0	31.5	LF	2	30' 00"	64	0	31.5																			
				Alternates trips with 309 FINCH WEST				Alternates trips with 309 FINCH WEST				Alternates trips with 309 FINCH WEST																										
<b>199 FINCH ROCKET</b>	Mal			Monday-Friday morning peak period				Monday-Friday midday					Monday-Friday afternoon peak period						Monday-Friday early evening																			
<b>Monday to Friday</b>	04-Sep-12																																					
199 Finch Stn-Scarborough Centre Stn	33.02	Lift	29	3' 15"	92	3	21.6	Lift	12	6' 45"	80	1	24.8	Lift	19	5' 00"	93	2	21.3	Lift	11	7' 20"	80	1	24.8													
<b>Saturday</b>	08-Sep-10							Saturday morning					Saturday afternoon																									
199 Finch Stn-Scarborough Centre Stn	33.02							Lift	11	8' 00"	82	6	24.2	Lift	11	8' 00"	84	4	23.6																			
<b>36 FINCH WEST</b>	Arw			Running time increase required for construction of the Toronto-York Spadina Subway expansion Monday-Friday and Saturday afternoon.																																		
<b>Monday to Friday</b>	04-Sep-12			Monday-Friday morning peak period				Monday-Friday midday					Monday-Friday afternoon peak period						Monday-Friday early evening								Monday-Friday late evening											
36A Finch Stn – Kipling	30.89	LF	12	8' 00"	92	4	20.1	LF	12	9' 00"	98	10	18.9	LF	10	12' 00"	108	12	17.2																			
36B Finch Stn – Humberwood	39.97	LF	16	8' 00"	124	4	19.3	LF	14	9' 00"	124	2	19.3	LF	23	6' 00"	134	4	17.9																			
36C Finch Stn – Jane	19.50	LF	5	16' 00"	66	14	17.7																															
36D Finch Stn – Weston Rd & Milvan	27.27	LF	3	28' 00"	82	2	20.0							LF	4.5	22' 00"	95	4	17.2																			
36F Finch Stn – Weston Rd & Milvan Via Fenmar	27.78	LF	3	28' 00"	84	0	19.8							LF	4.5	22' 00"	98	1	17.0																			
Combined/Average				39	2' 36"			26	4' 30"					42	2' 56"				17	6' 45"							13	7' 30"										
<b>Saturday</b>	08-Sep-12			Saturday early morning				Saturday morning					Saturday afternoon						Saturday early evening							Saturday late evening												
36A Finch Stn – Kipling	30.89							LF	9	12' 00"	96	12	19.3	LF	10	10' 30"	96	9	19.3																			
36B Finch Stn – Humberwood	39.97	LF	10	10' 00"	95	5	25.2	LF	11	12' 00"	124	8	19.3	LF	12	10' 30"	124	2	19.3	LF	10	9' 00"	90	0	26.6	LF	8	12' 00"	90	6	26.6							
Combined/Average				10	10' 00"			20	6' 00"					22	5' 15"				10	9' 00"						8	12' 00"											
<b>Sunday</b>	02-Sep-12			Sunday early morning				Sunday morning					Sunday afternoon						Sunday early evening							Sunday late evening												
36B Finch Stn – Humberwood	39.97	LF	7	13' 00"	90	1	26.6	LF	14	7' 00"	97	1	24.7	LF	18	5' 30"	97	2	24.7	LF	10	9' 00"	90	0	26.6	LF	7	13' 00"	90	1	26.6							
<b>309 FINCH WEST</b>	Arw/Mal			Monday-Friday overnight				Saturday overnight					Sunday overnight																									
<b>Overnight, 7 days a week</b>	17-May-08																																					
309 Finch Stn – Woodbine Racetrack	45.42	LF	3	30' 00"	86	0	31.7	LF	3	30' 00"	86	0	31.7	LF	3	30' 00"	86	0	31.7																			
				Alternates trips with 308 FINCH EAST				Alternates trips with 308 FINCH EAST				Alternates trips with 308 FINCH EAST																										
<b>100 FLEMINGDON PARK</b>	Egl			Monday-Friday morning peak period				Monday-Friday midday					Monday-Friday afternoon peak period						Monday-Friday early evening							Monday-Friday late evening												
<b>Monday to Friday</b>	07-Sep-10																																					
100 Broadview Stn – Eglinton Stn	31.06	LF	3	14' 00"	98	4	19.0	LF	12	8' 00"	95	1	19.6	LF	3	16' 30"	100	10	18.6	LF	12	7' 30"	90	0	20.7	LF	6	15' 00"	80	10	23.3							
100A Broadview Stn – Don Mills & Wynford	20.53	LF	17	3' 30"	60	0	20.7							LF	11	5' 30"	61	0	20.4																			
100D Broadview Stn – Don Mills & Wynford via Linkwood	20.63	LF		14' 00"	60	0	20.6							LF		16' 30"	61	0	20.3																			
Combined/Average				20	3' 30"			12	8' 00"					14	5' 30"				12	7' 30"						6	15' 00"											
				Every 4th 100A operates as a 100 Every 4th 100A operates as a 100D					Every 3rd 100A operates as a 100 Every 3rd 100A operates as a 100D																													
<b>Saturday</b>	26-Nov-11			Saturday early morning				Saturday morning					Saturday afternoon						Saturday early evening						Saturday late evening													
100 Broadview Stn – Eglinton Stn	31.06	LF	3	30' 00"	90	0	20.7	LF	11	8' 15"	91	0	20.5	LF	11	8' 15"	91	0	20.5	LF	11	8' 15"	90	1	20.7	LF	6	15' 00"	80	10	23.3							
<b>Sunday</b>	20-Nov-11							Sunday morning					Sunday afternoon						Sunday early evening						Sunday late evening													
100 Broadview Stn – Eglinton Stn	31.06							LF	5	20' 00"	90	10	20.7	LF	6	15' 00"	90	0	20.7	LF	7	13' 00"	90	1	20.7													
100A Broadview Stn – Don Mills & Wynford	20.53	LF	3	20' 00"	60	0	20.5	LF	4	15' 00"	60	0	20.5												LF	4	15' 00"	60	0	31.1								
Combined/Average				8	10' 00"			10	7' 30"					7	13' 00"				7	13' 00"					4	15' 00"												



**TORONTO TRANSIT COMMISSION**

**SERVICE SUMMARY**

September 2 to October 6, 2012

Route	RT dist (km) and date of last change	Veh type	No. of Veh	Service interval	Run time (min)	Term time (min)	Avg spd (km/h)	Veh type	No. of Veh	Service interval	Run time (min)	Term time (min)	Avg spd (km/h)	Veh type	No. of Veh	Service interval	Run time (min)	Term time (min)	Avg spd (km/h)	Veh type	No. of Veh	Service interval	Run time (min)	Term time (min)	Avg spd (km/h)	Veh type	No. of Veh	Service interval	Run time (min)	Term time (min)	Avg spd (km/h)	First dep NB or WB	First dep SB or EB	Last dep NB or WB	Last dep SB or EB			
<b>33 FOREST HILL</b>		Wil																																				
<b>Monday to Friday</b>	09-May-11			<b>Monday-Friday morning peak period</b>				<b>Monday-Friday midday</b>					<b>Monday-Friday afternoon peak period</b>																									
33 St Clair West Stn - Eglinton (Roselawn)	7.17	LF	1	30'00"	30	0	14.3	LF	1	30'00"	30	0	14.3	LF	1	30'00"	30	0	14.3																			
<b>135 GERRARD</b>		Bir																																				
<b>Monday to Friday</b>	10-May-10			<b>Monday-Friday morning peak period</b>				<b>Monday-Friday midday</b>					<b>Monday-Friday afternoon peak period</b>							<b>Monday-Friday early evening</b>						<b>Monday-Friday late evening</b>												
135 Warden Stn – Main Street Stn	10.81	LF	2	18'00"	36	0	18.0	LF	2	18'00"	36	0	18.0	LF	2	18'00"	36	0	18.0	LF	1	30'00"	30	0	21.6	LF	0.87	30'00"	26	0	25.0	547a	530a	132a	145a			
<b>Saturday</b>	14-May-11			<b>Saturday early morning</b>				<b>Saturday morning</b>					<b>Saturday afternoon</b>							<b>Saturday early evening</b>																		
135 Warden Stn – Main Street Stn	10.81	LF	1	30'00"	30	0	21.6	LF	2	20'00"	35	5	18.5	LF	2	20'00"	35	5	18.5	LF	1	30'00"	30	0	21.6													
<b>Sunday</b>	08-May-11			<b>Sunday morning</b>				<b>Sunday afternoon</b>																														
135 Warden Stn – Main Street Stn	10.81							LF	1	30'00"	30	0	21.6	LF	1	30'00"	30	0	21.6																			
<b>14 GLENCAIRN</b>		MtD																																				
<b>Monday to Friday</b>	04-Sep-11			<b>Monday-Friday morning peak period</b>				<b>Monday-Friday midday</b>					<b>Monday-Friday afternoon peak period</b>							<b>Monday-Friday early evening</b>																		
14 Davisville Stn – Caledonia	13.42	LF	3	20'00"	48	12	16.8	LF	2	24'00"	45	3	17.9	LF	3	20'00"	48	12	16.8	LF	2	20'00"	40	0	20.1													
<b>Saturday</b>	08-Sep-11			<b>Saturday early morning</b>				<b>Saturday early morning</b>					<b>Saturday early morning</b>							<b>Saturday early morning</b>																		
14 Davisville Stn – Caledonia	13.42	LF	2	20'00"	40	0	20.1	LF	2	24'00"	45	3	17.9	LF	2	24'00"	45	3	17.9	LF	2	20'00"	40	0	20.1													
<b>Sunday</b>	02-Sep-11			<b>Saturday early morning</b>				<b>Saturday early morning</b>					<b>Saturday early morning</b>							<b>Saturday early morning</b>																		
14 Davisville Stn – Caledonia	13.42							LF	2	20'00"	40	0	20.1	LF	2	20'00"	40	0	20.1	LF	2	20'00"	40	0	20.1													
<b>122 GRAYDON HALL</b>		Wil																																				
<b>Monday to Friday</b>	04-Sep-12			<b>Monday-Friday morning peak period</b>				<b>Monday-Friday midday</b>					<b>Monday-Friday afternoon peak period</b>							<b>Monday-Friday early evening</b>						<b>Monday-Friday late evening</b>												
122 York Mills Stn – Roywood via Lesmill	18.76	LF	6	10'00"	58	2	19.4	LF	3	17'00"	48	3	23.5	LF	5	13'00"	62	3	18.2	LF	1.5	30'00"	55	0	20.5	LF	2	30'00"	48	12	23.5	615a	615a	129a	105a			
<b>Saturday</b>	14-May-11			<b>Saturday early morning</b>				<b>Saturday morning</b>					<b>Saturday afternoon</b>							<b>Saturday early evening</b>						<b>Saturday late evening</b>												
122 York Mills Stn – Roywood via Lesmill	18.76	LF	1.5	30'00"	50	3	22.5	LF	1.5	30'00"	50	3	22.5	LF	1.5	30'00"	50	3	22.5	LF	1.5	30'00"	45	5	25.0	LF	2	30'00"	45	15	25.0	610a	615a	137a	115a			
<b>Sunday</b>	08-May-11			<b>Sunday morning</b>				<b>Sunday afternoon</b>					<b>Sunday early evening</b>							<b>Sunday late evening</b>																		
122 York Mills Stn – Roywood via Lesmill	18.76							LF	1.5	30'00"	50	3	22.5	LF	1.5	30'00"	50	3	22.5	LF	1.5	30'00"	45	5	25.0	LF	2	30'00"	45	15	25.0	910a	845a	137a	115a			



**TORONTO TRANSIT COMMISSION**

**SERVICE SUMMARY**

September 2 to October 6, 2012

Route	RT dist (km) and date of last change	Veh type	No. of Veh	Service interval	Run time (min)	Term time (min)	Avg spd (km/h)	Veh type	No. of Veh	Service interval	Run time (min)	Term time (min)	Avg spd (km/h)	Veh type	No. of Veh	Service interval	Run time (min)	Term time (min)	Avg spd (km/h)	Veh type	No. of Veh	Service interval	Run time (min)	Term time (min)	Avg spd (km/h)	Veh type	No. of Veh	Service interval	Run time (min)	Term time (min)	Avg spd (km/h)	First dep NB or WB	First dep SB or EB	Last dep NB or WB	Last dep SB or EB			
<b>31 GREENWOOD</b>	Bir																																					
<b>Monday to Friday</b>	13-Feb-12			Monday-Friday morning peak period				Monday-Friday midday						Monday-Friday afternoon peak period						Monday-Friday early evening							Monday-Friday late evening											
31 Greenwood Stn – Queen	4.70	LF	2	12 ' 00 "	24	0	11.7	LF	2	12 ' 00 "	24	0	11.7	LF	3	8 ' 00 "	24	0	11.7	LF	2	10 ' 00 "	20	0	14.1									800a	745a	915p	900p	
31B Greenwood Stn – Eastern	6.68																			LF	1	25 ' 00 "	25	0	16.0									530a	520a	147a	135a	
				31B operates until 800a, 31 operates after 800a						31B operates approx 330p to 415p																												
<b>Saturday</b>	29-Nov-08			Saturday early morning				Saturday morning						Saturday afternoon						Saturday early evening						Saturday late evening												
31 Greenwood Stn – Queen	4.70							LF	1	20 ' 00 "	20	0	14.1	LF	1	20 ' 00 "	20	0	14.1	LF	1	20 ' 00 "	20	0	14.1										810a	800a	910p	900p
31B Greenwood Stn – Eastern	6.68	LF	1	25 ' 00 "	25	0	16.0													LF	1	25 ' 00 "	25	0	16.0									607a	555a	142a	130a	
<b>Sunday</b>	23-Nov-08			Sunday early morning				Sunday morning						Sunday afternoon						Sunday early evening						Sunday late evening												
31 Greenwood Stn – Queen	4.70							LF	1	20 ' 00 "	20	0	14.1	LF	1	20 ' 00 "	20	0	14.1	LF	1	20 ' 00 "	20	0	14.1										850a	840a	910p	900p
31B Greenwood Stn – Eastern	6.68																			LF	1	25 ' 00 "	25	0	16.0									935p	923p	142a	130a	
<b>509 HARBOURFRONT</b>	Bir/Mal			Full bus replacement due to Waterfront Toronto Queens Quay West reconstruction project.																																		
<b>Monday to Friday</b>	04-Sep-12			Monday-Friday morning peak period				Monday-Friday midday						Monday-Friday afternoon peak period						Monday-Friday early evening						Monday-Friday late evening												
509 Exhibition – Union Station	9.30	LF/Lift	19	2 ' 45 "	50	3	11.2	LF/Lift	13	4 ' 00 "	50	2	11.2	LF/Lift	21	2 ' 30 "	50	3	11.2	LF/Lift	13	3 ' 45 "	46	3	12.1	LF/Lift	9	5 ' 00 "	42	3	13.3			600a	548a	116a	122a	
<b>Saturday</b>	08-Sep-12			Saturday early morning				Saturday morning						Saturday afternoon						Saturday early evening						Saturday late evening												
509 Exhibition – Union Station	9.30	LF/Lift	7	5 ' 30 "	38	1	14.7	LF/Lift	12	4 ' 15 "	50	1	11.2	LF/Lift	17	3 ' 00 "	50	1	11.2	LF/Lift	12	4 ' 20 "	50	2	11.2	LF/Lift	8	5 ' 45 "	46	0	12.1			610a	550a	115a	120a	
<b>Sunday</b>	02-Sep-12			Sunday early morning				Sunday morning						Sunday afternoon						Sunday early evening						Sunday late evening												
509 Exhibition – Union Station	9.30							LF/Lift	10	4 ' 15 "	42	1	13.3	LF/Lift	15	3 ' 20 "	48	2	11.6	LF/Lift	12	4 ' 00 "	46	2	12.1	LF/Lift	8	5 ' 40 "	44	1	12.7			842a	845a	115a	120a	
509 Spadina – Union Station	4.33	LF/Lift	4	6 ' 00 "	21	3	12.4																										607a	555a	849a	836a		
<b>38 HIGHLAND CREEK</b>	Mal																																					
<b>Monday to Friday</b>	04-Sep-12			Monday-Friday morning peak period				Monday-Friday midday						Monday-Friday afternoon peak period						Monday-Friday early evening						Monday-Friday late evening												
38 Scarborough Centre Stn – Rouge Hill GO Stn	24.01	LF	4.5	15 ' 00 "	66	2	21.8	LF	5.5	12 ' 00 "	60	6	24.0	LF	6	12 ' 00 "	70	2	20.6	LF	6	10 ' 00 "	60	0	24.0	LF	4	12 ' 30 "	50	0	28.8			503a	530a	120a	132a	
38A Scarborough Centre Stn – of T Scarborough	18.10	LF	3.5	15 ' 00 "	42	11	25.9	LF	3.5	12 ' 00 "	40	2	27.2	LF	4	12 ' 00 "	48	0	22.6																823a	752a	706p	654p
				8	7 ' 30 "			9	6 ' 00 "					10	6 ' 00 "					6	10 ' 00 "					4	12 ' 30 "											
<b>Saturday</b>	10-Jan-09			Saturday early morning				Saturday morning						Saturday afternoon						Saturday early evening						Saturday late evening												
38 Scarborough Centre Stn – Rouge Hill GO Stn	24.01	LF	4	15 ' 00 "	60	0	24.0	LF	4	15 ' 00 "	60	0	24.0	LF	5	12 ' 00 "	60	0	24.0	LF	3	20 ' 00 "	60	0	24.0	LF	2.5	20 ' 00 "	50	0	28.8			551a	621a	1255a	110a	
																										Alternates trips with 133 NEILSON												
<b>Sunday</b>	04-Jan-09			Sunday morning				Sunday afternoon						Sunday early evening						Sunday late evening																		
38 Scarborough Centre Stn – Rouge Hill GO Stn	24.01							LF	4	15 ' 00 "	60	0	24.0	LF	4	15 ' 00 "	60	0	24.0	LF	2	30 ' 00 "	60	0	24.0	LF	2	30 ' 00 "	60	0	24.0			850a	820a	100a	100a	
<b>191 HIGHWAY 27 ROCKET</b>	Arw																																					
<b>Monday to Friday</b>	04-Sep-12			Monday-Friday morning peak period				Monday-Friday midday						Monday-Friday afternoon peak period						Monday-Friday early evening						Monday-Friday late evening												
191 Kipling Stn – Steeles	41.99	LF	13	6 ' 00 "	76	2	33.2	LF	8	9 ' 00 "	70	2	36.0	LF	16	5 ' 30 "	84	4	30.0	LF	4	17 ' 00 "	66	2	38.2	LF	3	20 ' 00 "	60	0	42.0			612a	505a	100a	1230a	
191A Kipling Stn. - Humber College	31.53																																					
				Operates NB via Attwell and Royalcrest						Six Trips						Operates SB via Royalcrest and Attwell																						
<b>Saturday</b>	18-Feb-12			Saturday early morning				Saturday morning						Saturday afternoon						Saturday early evening						Saturday late evening												
191 Kipling Stn – Steeles	38.59	LF	2	30 ' 00 "	60	0	38.6	LF	5	13 ' 30 "	66	2	35.1	LF	7	10 ' 00 "	66	4	35.1	LF	3	22 ' 00 "	66	0	35.1	LF	2	30 ' 00 "	60	0	38.6			630a	600a	100a	1230a	
<b>Sunday</b>	25-Mar-12			Sunday morning				Sunday afternoon						Sunday early evening						Sunday late evening																		
191 Kipling Stn – Steeles	38.59							LF	3	20 ' 00 "	60	0	38.6	LF	5	15 ' 00 "	66	9	35.1	LF	3	22 ' 00 "	66	0	35.1	LF	2	30 ' 00 "	60	0	38.6			850a	815a	100a	1230a	





**TORONTO TRANSIT COMMISSION**

**SERVICE SUMMARY**

September 2 to October 6, 2012

Route	RT dist (km) and date of last change	Veh type	No. of Veh	Service interval	Run time (min)	Term time (min)	Avg spd (km/h)	Veh type	No. of Veh	Service interval	Run time (min)	Term time (min)	Avg spd (km/h)	Veh type	No. of Veh	Service interval	Run time (min)	Term time (min)	Avg spd (km/h)	Veh type	No. of Veh	Service interval	Run time (min)	Term time (min)	Avg spd (km/h)	Veh type	No. of Veh	Service interval	Run time (min)	Term time (min)	Avg spd (km/h)	First dep NB or WB	First dep SB or EB	Last dep NB or WB	Last dep SB or EB				
<b>169 HUNTINGWOOD and 10 VAN HORNE</b>		Wil																																					
<b>Monday to Friday</b>		04-Sep-12																																					
		Monday-Friday morning peak period							Monday-Friday midday							Monday-Friday afternoon peak period							Monday-Friday early evening							Monday-Friday late evening									
169 Don Mills Stn – Scarborough Centre Stn	24.16	LF	4	20 ' 00 "	66	14	22.0							LF	3	30 ' 00 "	73	17	19.9																				
169A Don Mills Stn – Scarborough Centre Stn via Van Horne	28.39							LF	3	30 ' 00 "	77	13	22.1							LF	3	30 ' 00 "	75	15	22.7														
10 Don Mills Stn – Victoria Park	7.64	LF	2	15 ' 00 "	28	2	16.4							LF	3	10 ' 00 "	28	2	16.4								LF	1	20 ' 00 "	20	0	22.9							
<b>Saturday</b>		10-Sep-11																																					
		Saturday early morning							Saturday morning							Saturday afternoon							Saturday early evening							Saturday late evening									
169A Don Mills Stn – Scarborough Centre Stn via Van Horne	28.39	LF	3	30 ' 00 "	75	15	22.7	LF	3	30 ' 00 "	75	15	22.7	LF	3	30 ' 00 "	75	15	22.7																				
10 Don Mills Stn – Victoria Park	7.64													LF	1	20 ' 00 "	20	0	22.9	LF	1	20 ' 00 "	20	0	22.9														
<b>Sunday</b>		04-Sep-11																																					
		Sunday morning							Sunday afternoon																														
10 Don Mills Stn – Victoria Park	7.64							LF	1	30 ' 00 "	24	6	19.1	LF	1	30 ' 00 "	24	6	19.1																				
<b>37 ISLINGTON</b>		Arw																																					
<b>Monday to Friday</b>		04-Sep-12																																					
		Service outside Toronto north of Steeles Avenue is provided under contract to York Region.																																					
		Monday-Friday morning peak period							Monday-Friday midday							Monday-Friday afternoon peak period							Monday-Friday early evening							Monday-Friday late evening									
37 Islington Stn – Steeles	28.45	LF	12	7 ' 30 "	85	5	20.1	LF	6.5	13 ' 00 "	77	8	22.2	LF	10	9 ' 00 "	85	5	20.1	LF	3	30 ' 00 "	80	10	21.3	LF	3	30 ' 00 "	76	14	22.5								
37A Islington Stn – Woodbine Centre and Humberwood via Rexdale Blvd	33.25	LF	4	22 ' 30 "	84	6	23.8	LF	6.5	13 ' 00 "	84	1	23.8	LF	5	18 ' 00 "	90	0	22.2	LF	3	30 ' 00 "	89	1	22.4	LF	3	30 ' 00 "	82	8	24.3								
37D Islington Stn – Highway 7 via Pine Valley	38.86	LF	1	30 ' 00 "	115	5	20.3	LF	1	39 ' 00 "	101	23	23.1	LF	1	36 ' 00 "	115	11	20.3																				
Combined/Average			17	5 ' 38 "					14	6 ' 30 "					16	6 ' 00 "					6	15 ' 00 "						6	15 ' 00 "										
		Every 4th 37 operates as a 37D																																					
		Every 3rd 37 operates as a 37D																																					
		Every 4th 37 operates as a 37D																																					
<b>Saturday</b>		18-Feb-12																																					
		Saturday early morning							Saturday morning							Saturday afternoon							Saturday early evening							Saturday late evening									
37 Islington Stn – Steeles	28.45	LF	4	20 ' 00 "	80	0	21.3	LF	4	20 ' 00 "	80	0	21.3	LF	4	20 ' 00 "	80	0	21.3	LF	3	30 ' 00 "	75	15	22.8	LF	3	30 ' 00 "	75	15	22.8								
37A Islington Stn – Woodbine Centre and Humberwood via Rexdale Blvd	33.25	LF	3	24 ' 00 "	72	0	27.7	LF	8	10 ' 00 "	72	8	27.7	LF	8	11 ' 00 "	84	4	23.8	LF	8	10 ' 00 "	75	5	26.6	LF	5	15 ' 00 "	72	3	27.7								
Combined/Average			7	10 ' 55 "					12	6 ' 40 "					12	7 ' 06 "					11	7 ' 30 "						8	10 ' 00 "										
<b>Sunday</b>		09-Oct-11																																					
		Sunday early morning							Sunday morning							Sunday afternoon							Sunday early evening							Sunday late evening									
37 Islington Stn – Steeles	28.45							LF	4	20 ' 00 "	75	5	22.8	LF	4	20 ' 00 "	75	5	22.8	LF	3	30 ' 00 "	75	15	22.8														
37A Islington Stn – Woodbine Centre and Humberwood via Rexdale Blvd	33.25	LF	3	24 ' 00 "	70	2	28.5	LF	6	12 ' 00 "	72	0	27.7	LF	8	10 ' 00 "	80	0	24.9	LF	4	20 ' 00 "	75	5	26.6	LF	3	30 ' 00 "	72	18	27.7								
37C Islington Stn – Steeles & Kipling	31.32																										LF	3	30 ' 00 "	81	9	23.2							
Combined/Average			3	24 ' 00 "					10	7 ' 30 "					12	6 ' 40 "					7	12 ' 00 "						6	15 ' 00 "										
<b>311 ISLINGTON</b>		Arw																																					
<b>Overnight, 7 days a week</b>		23-Nov-08																																					
		Monday-Friday overnight							Saturday overnight							Sunday overnight																							
311 Lake Shore – Steeles	41.56	LF	3	30 ' 00 "	90	0	27.7	LF	3	30 ' 00 "	90	0	27.7	LF	3	30 ' 00 "	90	0	27.7																				



**TORONTO TRANSIT COMMISSION**

**SERVICE SUMMARY**

September 2 to October 6, 2012

Route	RT dist (km) and date of last change	Veh type	No. of Veh	Service interval	Run time (min)	Term time (min)	Avg spd (km/h)	Veh type	No. of Veh	Service interval	Run time (min)	Term time (min)	Avg spd (km/h)	Veh type	No. of Veh	Service interval	Run time (min)	Term time (min)	Avg spd (km/h)	Veh type	No. of Veh	Service interval	Run time (min)	Term time (min)	Avg spd (km/h)	Veh type	No. of Veh	Service interval	Run time (min)	Term time (min)	Avg spd (km/h)	First dep NB or WB	First dep SB or EB	Last dep NB or WB	Last dep SB or EB				
<b>110 ISLINGTON SOUTH</b>	Qsy																																						
<b>Monday to Friday</b>	07-May-12		Monday-Friday morning peak period				Monday-Friday midday				Monday-Friday afternoon peak period				Monday-Friday early evening				Monday-Friday late evening																				
110 Islington Stn – Lake Shore	11.52	LF	4	10' 00"	38	2	18.2	LF	1.5	22' 00"	33	0	20.9	LF	4	12' 00"	40	8	17.3	LF	1.5	22' 00"	33	0	20.9	LF	1	30' 00"	30	0	23.0	531a	545a	245a	230a				
110A Islington Stn – Long Branch via Horner and Browns Line	17.56	LF	3	20' 00"	53	7	19.9	LF	2.5	22' 00"	53	2	19.9	LF	2.5	24' 00"	56	4	18.8	LF	2.5	22' 00"	54	1	19.5	LF	2	30' 00"	50	10	21.1	518a	555a	120a	115a				
110B Islington Stn – Long Branch via Horner and 30th Street	17.53	LF	3	20' 00"	53	7	19.8						LF	2.5	24' 00"	56	4	18.8																					
Combined/Average			10	5' 00"				4	11' 00"				9	6' 00"					4	11' 00"						3	15' 00"												
<b>Saturday</b>	09-Jan-10		Saturday early morning				Saturday morning				Saturday afternoon				Saturday early evening				Saturday late evening																				
110 Islington Stn – Lake Shore	11.52	LF	1.5	22' 00"	33	0	20.9	LF	1.5	22' 00"	33	0	20.9	LF	1.5	22' 00"	33	0	20.9	LF	1.5	20' 00"	30	0	23.0	LF	1	30' 00"	30	0	23.0	540a	601a	245a	230a				
110A Islington Stn – Long Branch via Horner and Browns Line	17.56	LF	2.5	22' 00"	54	1	19.5	LF	2.5	22' 00"	54	1	19.5	LF	2.5	22' 00"	54	1	19.5	LF	2.5	20' 00"	50	0	21.1	LF	2	30' 00"	50	10	21.1	546a	550a	1250a	115a				
Combined/Average			4	11' 00"				4	11' 00"				4	11' 00"					4	10' 00"						3	15' 00"												
<b>Sunday</b>	03-Jan-10		Sunday morning				Sunday afternoon				Sunday early evening				Sunday late evening																								
110 Islington Stn – Lake Shore	11.52							LF	1.5	20' 00"	30	0	23.0	LF	1.5	20' 00"	30	0	23.0	LF	1	30' 00"	30	0	23.0	LF	1	30' 00"	30	0	23.0	830a	900a	245a	230a				
110A Islington Stn – Long Branch via Horner and Browns Line	17.56							LF	2.5	20' 00"	50	0	21.1	LF	2.5	20' 00"	50	0	21.1	LF	2	30' 00"	50	10	21.1	LF	2	30' 00"	50	10	21.1	835a	845a	1250a	115a				
Combined/Average								4	10' 00"				4	10' 00"					3	15' 00"						3	15' 00"												

Overnight service on Islington Avenue provided by 311 ISLINGTON

Route	Arw	Service outside Toronto north of Steeles Avenue is provided under contract to York Region	Monday-Friday morning peak period				Monday-Friday midday				Monday-Friday afternoon peak period				Monday-Friday early evening				Monday-Friday late evening																					
<b>35 JANE</b>	04-Sep-12		Monday-Friday morning peak period				Monday-Friday midday				Monday-Friday afternoon peak period				Monday-Friday early evening				Monday-Friday late evening																					
35A Jane Stn – Steeles via Hullmar	31.17	LF	8	12' 00"	91	5	20.6						LF	5	20' 00"	99	1	18.9																						
35B Jane Stn – Pioneer Village & Steeles	29.71							LF		27' 00"	92	3	19.4	LF	5	20' 00"	97	3	18.4	LF		26' 00"	90	0	19.8															
35C Jane Stn – Steeles	29.69	LF	8	12' 00"	93	3	19.2	LF	21	4' 30"	92	3	19.4	LF	5	20' 00"	97	3	18.4	LF	14	6' 30"	90	0	19.7	LF	9	9' 00"	76	5	23.4	505a	425a	215a	145a					
35D Jane Stn – Langstaff Rd	40.41	LF	10	12' 00"	117	3	20.7	LF	1	27' 00"	117	5	20.7	LF	7	20' 00"	125	15	19.4	LF	1	26' 00"	115	2	21.1															
35E Jane Stn – York University Express	34.28	LF	7	13' 00"	90	1	22.9						LF	8	13' 00"	104	0	19.8																						
Combined/Average			33	3' 04"				22	4' 30"				30	3' 37"					14.9	6' 30"						9	9' 00"													
									Every 6th 35C operates as a 35B											Every 4th 35C operates as a 35B																				
									Every 6th 35C operates as a 35D											Every 4th 35C operates as a 35D																				
<b>Saturday</b>	06-Sep-08		Saturday early morning				Saturday morning				Saturday afternoon				Saturday early evening				Saturday late evening																					
35B Jane Stn – Pioneer Village & Steeles	29.71							LF		30' 00"	93	2	19.1	LF		26' 00"	93	2	19.1	LF	7.5	12' 00"	86	4	20.7															
35C Jane Stn – Steeles	29.69	LF	12	7' 00"	80	4	22.3	LF	19	5' 00"	93	2	19.2	LF	22	4' 20"	93	2	19.2	LF	7.5	12' 00"	86	4	20.7	LF	8	10' 00"	76	4	23.4	512a	427a	215a	142a					
35D Jane Stn – Langstaff Rd	40.41	LF	1	28' 00"	97	15	25.0	LF	1	30' 00"	117	8	20.7	LF	1	26' 00"	118	3	20.5																					
Combined/Average			13	7' 00"				20	5' 00"				23	4' 20"					15	6' 00"						8	10' 00"													
									Every 6th 35C operates as a 35B											Every 6th 35C operates as a 35B																				
									Every 4th 35C operates as a 35D											Every 6th 35C operates as a 35D																				
<b>Sunday</b>	12-Feb-12		Sunday early morning				Sunday morning				Sunday afternoon				Sunday early evening				Sunday late evening																					
35B Jane Stn – Pioneer Village & Steeles	29.71							LF	7	12' 30"	84	4	21.2	LF	8.5	11' 15"	90	6	19.8	LF	6	14' 00"	83	1	21.5															
35C Jane Stn – Steeles	29.69	LF	3	30' 00"	74	16	24.1	LF	7	12' 30"	84	4	21.2	LF	8.5	11' 15"	90	6	19.8	LF	6	14' 00"	83	1	21.5	LF	8	10' 00"	76	4	23.4	520a	427a	215a	142a					
Combined/Average			3	30' 00"				14	6' 15"				17	5' 37"					12	7' 00"						8	10' 00"													



**TORONTO TRANSIT COMMISSION**

**SERVICE SUMMARY**

September 2 to October 6, 2012

Route	RT dist (km) and date of last change	Veh type	No. of Veh	Service interval	Run time (min)	Term time (min)	Avg spd (km/h)	Veh type	No. of Veh	Service interval	Run time (min)	Term time (min)	Avg spd (km/h)	Veh type	No. of Veh	Service interval	Run time (min)	Term time (min)	Avg spd (km/h)	Veh type	No. of Veh	Service interval	Run time (min)	Term time (min)	Avg spd (km/h)	Veh type	No. of Veh	Service interval	Run time (min)	Term time (min)	Avg spd (km/h)	First dep NB or WB	First dep SB or EB	Last dep NB or WB	Last dep SB or EB																															
<b>313 JANE</b>	Arw																																																																	
<b>Overnight, 7 days a week</b>	31-Jul-05			Monday-Friday overnight				Saturday overnight						Sunday overnight																																																				
313 Steeles – Queen via Dundas and Roncesvalles	37.42	LF	3	30' 00"	90	0	24.9	LF	3	30' 00"	90	0	24.9	LF	3	30' 00"	90	0	24.9																																															
<b>83 JONES</b>	Bir																																																																	
<b>Monday to Friday</b>	17-Feb-09			Monday-Friday morning peak period				Monday-Friday midday						Monday-Friday afternoon peak period																																																				
83 Donlands Stn – Commissioners	7.61	LF	3	12' 00"	36	0	12.7	LF	1	30' 00"	30	0	15.2	LF	2	18' 00"	36	0	12.7	LF	1	30' 00"	30	0	15.2	LF	1	30' 00"	30	0	15.2	LF	1	30' 00"	30	0	15.2	535a	545a	115a	100a																									
<b>Saturday</b>	16-Oct-10			Saturday early morning				Saturday morning						Saturday afternoon																																																				
83 Donlands Stn – Commissioners	7.61	LF	1	30' 00"	30	0	15.2	LF	1	30' 00"	30	0	15.2	LF	1	30' 00"	30	0	15.2	LF	1	30' 00"	30	0	15.2	LF	1	30' 00"	30	0	15.2	LF	1	30' 00"	30	0	15.2	615a	600a	115a	100a																									
<b>Sunday</b>	10-Oct-10			Sunday morning				Sunday afternoon						Sunday early evening																																																				
83 Donlands Stn – Commissioners	7.61							LF	1	30' 00"	30	0	15.2	LF	1	30' 00"	30	0	15.2	LF	1	30' 00"	30	0	15.2	LF	1	30' 00"	30	0	15.2	LF	1	30' 00"	30	0	15.2	845a	900a	115a	100a																									
<b>40 JUNCTION</b>	MtD																																																																	
<b>Monday to Friday</b>	07-May-12			Monday-Friday morning peak period				Monday-Friday midday						Monday-Friday afternoon peak period																																																				
40 Dundas West Stn – Runnymede	6.03	LF	4	6' 30"	26	0	13.9	LF	3	10' 00"	30	0	12.1	LF	4	7' 30"	30	0	12.1	LF	2	12' 00"	22	2	16.4	LF	1	20' 00"	16	4	22.6			456a	505a	140a	150a																													
<b>Saturday</b>	18-Feb-12			Saturday early morning				Saturday morning						Saturday afternoon																																																				
40 Dundas West Stn – Runnymede	6.03	LF	2	8' 00"	14	2	25.8	LF	2	12' 00"	22	2	16.4	LF	3	10' 00"	30	0	12.1	LF	2	12' 00"	18	6	20.1	LF	1	20' 00"	16	4	22.6			510a	503a	150a	200a																													
<b>Sunday</b>	23-Nov-08			Sunday early morning				Sunday morning						Sunday afternoon																																																				
40 Dundas West Stn – Runnymede	6.03	LF	1	20' 00"	14	6	25.8	LF	2	12' 00"	20	4	18.1	LF	2	12' 00"	20	4	18.1	LF	2	12' 00"	18	6	20.1	LF	1	20' 00"	14	6	25.8			500a	507a	210a	200a																													
Overnight service provided by 313 JANE																																																																		
<b>41 KEELE</b>	MtD			Running time increase required for construction of the Toronto-York Spadina Subway expansion.																																																														
<b>Monday to Friday</b>	04-Sep-12			Monday-Friday morning peak period				Monday-Friday midday						Monday-Friday afternoon peak period																																																				
41 Keele Stn – York University and Steeles	32.46																																																																	
41B Keele Stn – Steeles & Petrolia via York University	33.25	LF	16	7' 45"	122	2	16.4	LF	18	7' 00"	124	2	16.1	LF	18	7' 30"	134	1	14.9																																															
41E Keele Stn – York University Express	27.36	LF	8	13' 00"	100	4	16.4							LF	8	13' 45"	109	1	15.1																																															
Combined/Average				24	4' 51"			18	7' 00"					26	4' 51"													8	15' 00"																																					
<b>Saturday</b>	12-May-12			Saturday early morning				Saturday morning						Saturday afternoon																																																				
41 Keele Stn – York University and Steeles	32.46	LF	9	12' 00"	108	0	18.0	LF	13	9' 30"	122	2	16.0	LF	18	7' 00"	126	0	15.5	LF	7	15' 00"	104	1	18.7	LF	5	18' 00"	88	2	22.1			455a	444a	140a	150a																													
<b>Sunday</b>	06-May-12			Sunday early morning				Sunday morning						Sunday afternoon																																																				
41 Keele Stn – York University and Steeles	32.46	LF	5	20' 00"	96	4	20.3	LF	10	10' 30"	104	1	18.7	LF	13	9' 15"	120	1	16.3	LF	5	20' 00"	98	2	19.9	LF	4	22' 00"	88	0	22.1			630a	547a	140a	220a																													



**TORONTO TRANSIT COMMISSION**

**SERVICE SUMMARY**

September 2 to October 6, 2012

Route	RT dist (km) and date of last change	Veh type	No. of Veh	Service interval	Run time (min)	Term time (min)	Avg spd (km/h)	Veh type	No. of Veh	Service interval	Run time (min)	Term time (min)	Avg spd (km/h)	Veh type	No. of Veh	Service interval	Run time (min)	Term time (min)	Avg spd (km/h)	Veh type	No. of Veh	Service interval	Run time (min)	Term time (min)	Avg spd (km/h)	Veh type	No. of Veh	Service interval	Run time (min)	Term time (min)	Avg spd (km/h)	First dep NB or WB	First dep SB or EB	Last dep NB or WB	Last dep SB or EB											
<b>107 KEELE NORTH</b>	Wil	Service outside Toronto north of Steeles Avenue, all late evening and weekend service in Toronto, and all midday service in Toronto on the 107B branch is provided under contract to York Region. Running time increase required for construction of the Toronto-York Spadina Subway expansion.																																												
<b>Monday to Friday</b>	07-May-12	<b>Monday-Friday morning peak period</b>								<b>Monday-Friday midday</b>								<b>Monday-Friday afternoon peak period</b>								<b>Monday-Friday early evening</b>								<b>Monday-Friday late evening</b>												
107B Downsview Stn – Rutherford Go Stn via Chesswood and York University	33.76	Lift	7	16 ' 30 "	107	9	18.9	Lift	3.5	30 ' 00 "	89	16	22.8	Lift	6	20 ' 00 "	108	12	18.8																											
107B Downsview Stn – Rutherford Go Stn via Chesswood	32.32	Lift	<b>Two NB Trips</b>																																											
107C Downsview Stn – Teston Rd	35.92													Lift	4	24 ' 00 "	94	2	22.9	Lift	2	40 ' 00 "	75	5	28.7																					
107C Downsview Stn – Teston Rd via York University	37.37	Lift	4	33 ' 00 "	117	15	19.2	Lift	3.5	30 ' 00 "	100	5	22.4	Lift	4	34 ' 00 "	125	11	17.9																											
107F Downsview Stn – Kirby Rd via York University	40.88	Lift	4	33 ' 00 "	126	6	19.5							Lift	4	34 ' 00 "	131	5	18.7																											
Combined/Average			15	8 ' 15 "					7	15 ' 00 "				14	9 ' 11 "				4	24 ' 00 "						2	40 ' 00 "																			
		Buses operate southbound via York University beginning at 7.00a								Buses operate via York University SB before noon, and NB after noon.								Buses operate northbound via York University																												
<b>Saturday</b>	12-May-12	<b>Saturday early morning</b>								<b>Saturday morning</b>								<b>Saturday afternoon</b>								<b>Saturday early evening</b>								<b>Saturday late evening</b>												
107C Downsview Stn – Teston Rd	35.92	Lift	1.5	60 ' 00 "	88	2	24.5	Lift	2	60 ' 00 "	96	24	22.5	Lift	2	60 ' 00 "	96	24	22.5	Lift	1.5	60 ' 00 "	80	10	26.9	Lift	1	80 ' 00 "	75	5	28.7															
107D Downsview Stn – McNaughton	32.22	Lift	1.5	60 ' 00 "	88	2	22.0	Lift	2	60 ' 00 "	96	24	20.1	Lift	2	60 ' 00 "	96	24	20.1	Lift	1.5	60 ' 00 "	80	10	24.2	Lift	1	80 ' 00 "	75	5	25.8															
Combined/Average			3	30 ' 00 "					4	30 ' 00 "				4	30 ' 00 "				3	30 ' 00 "						2	40 ' 00 "																			
<b>Sunday</b>	17-Jun-12	<b>Sunday morning</b>								<b>Sunday afternoon</b>								<b>Sunday early evening</b>								<b>Sunday late evening</b>																				
107C Downsview Stn – Teston Rd	35.92	Lift	1.5	60 ' 00 "	80	10	26.9	Lift	1.5	60 ' 00 "	83	7	26.0	Lift	1	80 ' 00 "	75	5	28.7	Lift	1	80 ' 00 "	75	5	28.7																					
107D Downsview Stn – McNaughton	32.22	Lift	1.5	60 ' 00 "	83	7	23.3	Lift	1.5	60 ' 00 "	83	7	23.3	Lift	1	80 ' 00 "	75	5	25.8	Lift	1	80 ' 00 "	75	5	25.8																					
Combined/Average			3	30 ' 00 "					3	30 ' 00 "				2	40 ' 00 "				2	40 ' 00 "						2	40 ' 00 "																			
<b>43 KENNEDY</b>	Egl																																													
<b>Monday to Friday</b>	06-Sep-11	<b>Monday-Friday morning peak period</b>								<b>Monday-Friday midday</b>								<b>Monday-Friday afternoon peak period</b>								<b>Monday-Friday early evening</b>								<b>Monday-Friday late evening</b>												
43 Kennedy Stn – Steeles	23.76	LF	7	12 ' 00 "	78	6	18.3	LF	6	12 ' 30 "	75	0	19.0	LF	10	9 ' 00 "	86	4	16.6	LF	5	15 ' 00 "	70	5	20.4	LF	4	15 ' 00 "	60	0	23.8															
43B Kennedy Stn – Scarborough Centre Stn via Progress	14.23	LF	4	12 ' 00 "	48	0	17.8	LF	4	12 ' 30 "	45	5	19.0	LF	3	18 ' 00 "	50	4	17.1	LF	3	15 ' 00 "	42	3	20.3																					
Combined/Average			11	6 ' 00 "					10	6 ' 15 "				13	6 ' 00 "				8	7 ' 30 "						4	15 ' 00 "																			
<b>Saturday</b>	08-Sep-12	<b>Saturday early morning</b>								<b>Saturday morning</b>								<b>Saturday afternoon</b>								<b>Saturday early evening</b>								<b>Saturday late evening</b>												
43 Kennedy Stn – Steeles	23.76	LF	4	15 ' 00 "	60	0	23.8	LF	6.5	12 ' 30 "	80	2	17.9	LF	6.5	12 ' 30 "	80	2	17.9	LF	3	20 ' 00 "	60	0	23.8	LF	3	20 ' 00 "	60	0	23.8															
43B Kennedy Stn – Scarborough Centre Stn via Progress	14.23	LF	3	15 ' 00 "	40	5	21.3	LF	3.5	12 ' 30 "	42	2	20.3	LF	3.5	12 ' 30 "	42	2	20.3	LF	2	20 ' 00 "	40	0	21.3																					
Combined/Average			7	7 ' 30 "					10	6 ' 15 "				10	6 ' 15 "				5	10 ' 00 "						3	20 ' 00 "																			
<b>Sunday</b>	20-Nov-11	<b>Sunday morning</b>								<b>Sunday afternoon</b>								<b>Sunday early evening</b>								<b>Sunday late evening</b>																				
43 Kennedy Stn – Steeles	23.76	LF	8	8 ' 45 "	65	5	21.9	LF	8	8 ' 45 "	68	2	21.0	LF	3	20 ' 00 "	54	6	26.4	LF	3	20 ' 00 "	54	6	26.4																					



**TORONTO TRANSIT COMMISSION**

**SERVICE SUMMARY**

September 2 to October 6, 2012

Route	RT dist (km) and date of last change	Veh type	No. of Veh	Service interval	Run time (min)	Term time (min)	Avg spd (km/h)	Veh type	No. of Veh	Service interval	Run time (min)	Term time (min)	Avg spd (km/h)	Veh type	No. of Veh	Service interval	Run time (min)	Term time (min)	Avg spd (km/h)	Veh type	No. of Veh	Service interval	Run time (min)	Term time (min)	Avg spd (km/h)	Veh type	No. of Veh	Service interval	Run time (min)	Term time (min)	Avg spd (km/h)	First dep NB or WB	First dep SB or EB	Last dep NB or WB	Last dep SB or EB			
<b>504 KING</b>	Ron/Rus	Due to TTC trackwork on Queen Street at Russell Carhouse, the carhouse times and routing has been revised.																																				
<b>Monday to Friday</b>	04-Sep-12	Monday-Friday morning peak period							Monday-Friday midday							Monday-Friday afternoon peak period							Monday-Friday early evening							Monday-Friday late evening								
504 Dundas West Stn–Broadview Stn	25.62	CLRV	29	4 ' 00 "	108	8	14.2	CLRV	29	3 ' 45 "	102	7	15.1	CLRV	43	2 ' 50 "	116	6	13.3	CLRV	24	4 ' 15 "	97	5	15.8	CLRV	14	6 ' 45 "	90	5	17.1	500a	457a	205a	205a			
504 Dundas West Stn–Broadview Stn	25.62	ALRV	7	<b>trips</b>																																		
504 Dundas West Stn–Broadview Stn	25.62	CLRV	9	<b>trips</b>																																		
Combined/Average			45																																			
See also 508 LAKE SHORE																																						
<b>Saturday</b>	04-Aug-12	Saturday early morning							Saturday morning							Saturday afternoon							Saturday early evening							Saturday late evening								
504 Dundas West Stn–Broadview Stn	25.62	CLRV	10	10 ' 00 "	95	5	16.2	CLRV	13	8 ' 20 "	99	10	15.6	CLRV	21	5 ' 00 "	99	6	15.5	CLRV	14	6 ' 45 "	88	7	17.5	CLRV	11	8 ' 45 "	88	9	17.5	500a	455a	230a	250a			
<b>Sunday</b>	02-Sep-12	Sunday early morning							Sunday morning							Sunday afternoon							Sunday early evening							Sunday late evening								
504 Dundas West Stn–Broadview Stn	25.62	CLRV	9	10 ' 00 "	90	0	17.1	CLRV	19	5 ' 20 "	97	5	15.9	CLRV	17	6 ' 15 "	97	9	15.8	CLRV	10	9 ' 30 "	88	7	17.5	CLRV	9	10 ' 00 "	88	2	17.5	520a	520a	220a	215a			
Overnight service on Roncesvalles Avenue provided by 313 JANE and overnight service on Broadview Avenue provided by 303 DON MILLS																																						
<b>12 KINGSTON RD</b>	Bir																																					
<b>Monday to Friday</b>	04-Sep-12	Monday-Friday morning peak period							Monday-Friday midday							Monday-Friday afternoon peak period							Monday-Friday early evening							Monday-Friday late evening								
12 Victoria Park Stn – St Clair	16.68	LF	5	11 ' 30 "	54	4	18.5	LF	2.5	20 ' 00 "	50	0	20.0	LF	3.5	16 ' 00 "	54	2	18.5	LF	2.5	20 ' 00 "	50	0	20.0													
12A Victoria Park Stn – Kennedy Stn via Variety Village and Brimley	22.81	LF	6	11 ' 30 "	68	1	20.1	LF	3.5	20 ' 00 "	65	5	21.1	LF	4.5	16 ' 00 "	72	0	19.0	LF	3.5	20 ' 00 "	65	5	21.1	LF	3	20 ' 00 "	60	0	22.8	559a	552a	110a	100a			
Combined/Average			11	5 ' 45 "					6	10 ' 00 "					8	8 ' 00 "					6	10 ' 00 "						3	20 ' 00 "									
Before 9:00 am, 12 operates Kingston Rd, Brimley, Barkdene, Brooklawn, St Clair, Brimley and Kingston Rd After 9:00 am, 12 operates Kingston Rd, Brimley, St Clair, Brooklawn, Barkdene, Brimley and Kingston Rd																																						
<b>Saturday</b>	18-Feb-12	Saturday early morning							Saturday morning							Saturday afternoon							Saturday early evening							Saturday late evening								
12A Victoria Park Stn – Kennedy Stn via Variety Village and Brimley	22.81	LF	2	34 ' 00 "	65	3	21.1	LF	2	34 ' 00 "	65	3	21.1	LF	2	34 ' 00 "	65	3	21.1	LF	1.5	40 ' 00 "	60	0	22.8	LF	2	30 ' 00 "	60	0	22.8	529a	603a	100a	100a			
12B Victoria Park Stn – Kennedy Stn via Brimley	22.81	LF	2	34 ' 00 "	65	3	21.1	LF	2	34 ' 00 "	65	3	21.1	LF	2	34 ' 00 "	65	3	21.1	LF	1.5	40 ' 00 "	60	0	22.8													
Combined/Average			4	17 ' 00 "					4	17 ' 00 "					4	17 ' 00 "					3	20 ' 00 "						2	30 ' 00 "									
<b>Sunday</b>	12-Feb-12	Sunday morning							Sunday afternoon							Sunday early evening							Sunday late evening															
12A Victoria Park Stn – Kennedy Stn via Variety Village and Brimley	22.81							LF	2	34 ' 00 "	65	3	21.1	LF	2	34 ' 00 "	65	3	21.1	LF	1.5	40 ' 00 "	60	0	22.8	LF	2	30 ' 00 "	60	0	22.8	819a	745a	100a	100a			
12B Victoria Park Stn – Kennedy Stn via Brimley	22.81							LF	2	34 ' 00 "	65	3	21.1	LF	2	34 ' 00 "	65	3	21.1	LF	1.5	40 ' 00 "	60	0	22.8													
Combined/Average									4	17 ' 00 "					4	17 ' 00 "					3	20 ' 00 "						2	30 ' 00 "									
Overnight service on Victoria Park Avenue provided by 324 VICTORIA PARK																																						
<b>503 KINGSTON RD</b>	Rus																																					
503 York – Victoria Park		See 502 DOWNTOWNER																																				



**SERVICE SUMMARY**

September 2 to October 6, 2012

Route	RT dist (km) and date of last change	Veh type	No. of Veh	Service interval	Run time (min)	Term time (min)	Avg spd (km/h)	Veh type	No. of Veh	Service interval	Run time (min)	Term time (min)	Avg spd (km/h)	Veh type	No. of Veh	Service interval	Run time (min)	Term time (min)	Avg spd (km/h)	Veh type	No. of Veh	Service interval	Run time (min)	Term time (min)	Avg spd (km/h)	Veh type	No. of Veh	Service interval	Run time (min)	Term time (min)	Avg spd (km/h)	First dep NB or WB	First dep SB or EB	Last dep NB or WB	Last dep SB or EB					
<b>45 KIPLING</b>		Qsy																																						
<b>Monday to Friday</b>	04-Sep-12		Monday-Friday morning peak period					Monday-Friday midday					Monday-Friday afternoon peak period					Monday-Friday early evening					Monday-Friday late evening																	
45 Kipling Stn – Steeles	29.34	LF	4	20' 00"	76	4	23.2	LF	8	10' 00"	71	9	24.8	LF	7	12' 00"	79	5	22.3	LF	8	9' 00"	67	5	26.3	LF	6	11' 00"	61	5	28.9	430a	445a	151a	207a					
45A Kipling Stn – Carlingview via Belfield	25.04	LF	3	20' 00"	59	1	25.5	LF	3	20' 00"	56	4	26.8	LF	5	12' 00"	59	1	25.5																					
45E Kipling Stn – Steeles Express	29.34	LF	13	5' 30"	67	5	26.3						LF	10	7' 45"	72	6	24.4																						
Combined/Average			20	3' 33"				11	6' 40"				22	3' 23"						8	9' 00"					6	11' 00"													
<b>Saturday</b>	18-Feb-12		Saturday early morning					Saturday morning					Saturday afternoon					Saturday early evening					Saturday late evening																	
45 Kipling Stn – Steeles	29.34	LF	5	13' 00"	65	0	27.1	LF	8	9' 00"	70	2	25.1	LF	8	9' 00"	70	2	25.1	LF	6	12' 00"	66	6	26.7	LF	4	17' 00"	61	7	28.9	543a	543a	134a	207a					
<b>Sunday</b>	14-Feb-10		Sunday morning					Sunday afternoon					Sunday early evening					Sunday late evening																						
45 Kipling Stn – Steeles	29.34		LF	5	15' 00"	67	8	26.3	LF	6	12' 00"	68	4	25.9	LF	6	12' 00"	68	4	25.9	LF	6	12' 00"	68	4	25.9	LF	4	17' 00"	61	7	28.9	800a	807a	100a	133a				
<b>44 KIPLING SOUTH</b>		Qsy																																						
<b>Monday to Friday</b>	04-Sep-12		Monday-Friday morning peak period					Monday-Friday midday					Monday-Friday afternoon peak period					Monday-Friday early evening					Monday-Friday late evening																	
44 Kipling Stn – Lake Shore	10.38	LF	10	3' 45"	36	2	17.3	LF	6	6' 00"	36	0	17.3	LF	10	3' 45"	36	2	17.3	LF	3	12' 00"	30	6	20.8	LF	2	15' 00"	30	0	20.8	501a	516a	147a	202a					
<b>Saturday</b>	08-Sep-12		Saturday early morning					Saturday morning					Saturday afternoon					Saturday early evening					Saturday late evening																	
44 Kipling Stn – Lake Shore	10.38	LF	2	15' 00"	30	0	20.8	LF	2	15' 00"	30	0	20.8	LF	3	12' 00"	34	2	18.3	LF	2	15' 00"	30	0	20.8	LF	1	30' 00"	29	1	21.5	503a	518a	147a	202a					
<b>Sunday</b>	02-Sep-12		Sunday morning					Sunday afternoon					Sunday early evening					Sunday late evening																						
44 Kipling Stn – Lake Shore	10.38		LF	2	15' 00"	30	0	20.8	LF	2	15' 00"	30	0	20.8	LF	2	15' 00"	30	0	20.8	LF	2	15' 00"	30	0	20.8	LF	1	30' 00"	29	1	21.5	847a	902a	1247a	202a				
<b>508 LAKE SHORE</b>		Ron																																						
<b>Monday to Friday</b>	04-Sep-12		Monday-Friday morning peak period					Monday-Friday afternoon peak period																																
508 Long Branch – Parliament	18.80	CLRV	3	Three EB trips																																				
508 Church – Long Branch	17.40													CLRV	4	Four WB trips																								
<b>30 LAMBTON</b>		Qsy																																						
<b>Monday to Friday</b>	13-Feb-12		Monday-Friday morning peak period					Monday-Friday midday					Monday-Friday afternoon peak period					Monday-Friday early evening					Monday-Friday late evening																	
30 Kipling Stn – High Park Stn	18.39	LF	3	20' 00"	53	7	20.8	LF	2	30' 00"	49	11	22.5	LF	3	20' 00"	53	7	20.8	LF	2	30' 00"	56	4	19.7	LF	2	30' 00"	44	16	25.1	520a	540a	1258a	105a					
<b>Saturday</b>	08-Sep-12		Saturday early morning					Saturday morning					Saturday afternoon					Saturday early evening					Saturday late evening																	
30 Kipling Stn – High Park Stn	18.39	LF	2	30' 00"	44	16	25.1	LF	2	30' 00"	48	12	23.0	LF	2	30' 00"	48	12	23.0	LF	2	30' 00"	48	12	23.0	LF	2	30' 00"	44	16	25.1	530a	600a	100a	100a					
<b>Sunday</b>	02-Sep-12		Sunday morning					Sunday afternoon					Sunday early evening																											
30 Kipling Stn – High Park Stn	18.39		LF	2	30' 00"	48	12	23.0	LF	2	30' 00"	48	12	23.0	LF	2	30' 00"	48	12	23.0	LF	2	30' 00"	48	12	23.0														



**TORONTO TRANSIT COMMISSION**

**SERVICE SUMMARY**

September 2 to October 6, 2012

Route	RT dist (km) and date of last change	Veh type	No. of Veh	Service interval	Run time (min)	Term time (min)	Avg spd (km/h)	Veh type	No. of Veh	Service interval	Run time (min)	Term time (min)	Avg spd (km/h)	Veh type	No. of Veh	Service interval	Run time (min)	Term time (min)	Avg spd (km/h)	Veh type	No. of Veh	Service interval	Run time (min)	Term time (min)	Avg spd (km/h)	Veh type	No. of Veh	Service interval	Run time (min)	Term time (min)	Avg spd (km/h)	First dep NB or WB	First dep SB or EB	Last dep NB or WB	Last dep SB or EB				
<b>47 LANSDOWNE</b>	MtD																																						
<b>Monday to Friday</b>	13-Feb-12		Monday-Friday morning peak period				Monday-Friday midday				Monday-Friday afternoon peak period				Monday-Friday early evening				Monday-Friday late evening																				
47 Queen – St Clair	8.51	LF	4	11'00"	36	8	14.2	LF	2	20'00"	36	4	14.2	LF	3	13'00"	36	3	14.2	LF	2	18'00"	36	0	14.2	LF	1	30'00"	30	0	17.0	500a	445a	145a	128a				
47B Queen – Yorkdale Stn via Caledonia and Bridgeland	25.11	LF	4	22'00"	86	2	17.5	LF	4	20'00"	76	4	19.8	LF	3.5	26'00"	91	0	16.6	LF	5	18'00"	78	12	19.3	LF	3	30'00"	69	21	21.8	530a	512a	1258a	1253a				
47C Queen – Yorkdale Stn via Caledonia and Orfus	24.46	LF	4	22'00"	86	2	17.1	LF					LF	3.5	26'00"	91	0	16.1																					
Combined/Average			12	5'30"				6	10'00"				10	6'30"					7	9'00"						4	15'00"												
<b>Saturday</b>	08-Jan-11		Saturday early morning				Saturday early morning				Saturday afternoon				Saturday early evening				Saturday late evening																				
47 Queen – St Clair	8.51	LF	2.5	18'00"	36	9	14.2	LF	2.5	18'00"	36	9	14.2	LF	3	18'00"	44	10	11.6	LF	2	20'00"	36	4	14.2	LF	1	30'00"	30	0	17.0	559a	627a	145a	128a				
47B Queen – Yorkdale Stn via Caledonia and Bridgeland	25.11	LF	4.5	18'00"	80	1	18.8	LF	4.5	18'00"	80	1	18.8	LF	5	18'00"	88	2	17.1	LF	4	20'00"	78	2	19.3	LF	3	30'00"	69	21	21.8	549a	516a	1258a	1253a				
Combined/Average			7	9'00"				7	9'00"				8	9'00"					6	10'00"						4	15'00"												
<b>Sunday</b>	02-Jan-11		Sunday early morning				Sunday early morning				Sunday afternoon				Sunday early evening				Sunday late evening																				
47 Queen – St Clair	8.51	LF	2	20'00"	36	4	14.2	LF	2	20'00"	36	4	14.2	LF	2	20'00"	36	4	14.2	LF	2	20'00"	36	4	14.2	LF	1	30'00"	30	0	17.0	548a	530a	145a	128a				
47B Queen – Yorkdale Stn via Caledonia and Bridgeland	25.11	LF						LF	4	20'00"	78	2	19.3	LF	4	20'00"	78	2	19.3	LF	4	20'00"	78	2	19.3	LF	3	30'00"	69	21	21.8	812a	755a	1258a	1253a				
Combined/Average			2	20'00"				6	10'00"				6	10'00"					6	10'00"						4	15'00"												
<b>54 LAWRENCE EAST</b>	Egl																																						
<b>Monday to Friday</b>	04-Sep-12		Monday-Friday morning peak period				Monday-Friday midday				Monday-Friday afternoon peak period				Monday-Friday early evening				Monday-Friday late evening																				
54 Eglinton Stn – Orton Park	40.09	LF	15	9'00"	131	4	18.4	LF	9	13'40"	120	3	20.0	LF	13	10'00"	130	0	18.5	LF	6	20'00"	120	0	20.0	LF	5.5	20'00"	105	5	22.9	515a	605a	142a	155a				
54A Eglinton Stn – Starspray Blvd	53.90	LF	19	9'00"	168	3	19.3	LF	11	13'40"	150	1	21.6	LF	17	10'00"	168	2	19.3	LF	7	20'00"	140	0	23.1	LF	6.5	20'00"	123	7	26.3	515a	518a	150a	210a				
54E Lawrence East Stn – Starspray Blvd Express	26.96	LF	7	9'00"	63	0	25.7						LF	7	10'00"	64	6	25.3																					
Combined/Average			41	3'00"				20	6'50"				37	3'20"					13	10'00"						12	10'00"												
<b>Saturday</b>	08-Sep-12		Saturday early morning				Saturday morning				Saturday afternoon				Saturday early evening				Saturday late evening																				
54 Eglinton Stn – Orton Park	40.09	LF	4	30'00"	120	0	20.0	LF	7.5	16'00"	120	0	20.0	LF	9	14'00"	120	6	20.0	LF	5.5	20'00"	105	5	22.9	LF	3.5	30'00"	105	0	22.9	553a	623a	107a	215a				
54A Eglinton Stn – Starspray Blvd	53.90	LF	5	30'00"	150	0	21.6	LF	9.5	16'00"	152	0	21.3	LF	11	14'00"	152	2	21.3	LF	6.5	20'00"	123	7	26.3	LF	4.5	30'00"	123	12	26.3	528a	608a	132a	130a				
Combined/Average			9	15'00"				17	8'00"				20	7'00"					12	10'00"						8	15'00"												
<b>Sunday</b>	02-Sep-12		Sunday early morning				Sunday morning				Sunday afternoon				Sunday early evening				Sunday late evening																				
54 Eglinton Stn – Orton Park	40.09	LF	3.5	30'00"	105	0	22.9	LF	6	20'00"	115	5	20.9	LF	7.5	16'00"	115	5	20.9	LF	5.5	20'00"	105	5	22.9	LF	3.5	30'00"	105	0	22.9	635a	730a	105a	215a				
54A Eglinton Stn – Starspray Blvd	53.90	LF	4.5	30'00"	135	0	24.0	LF	7	20'00"	138	2	23.4	LF	9.5	16'00"	140	12	23.1	LF	6.5	20'00"	120	10	27.0	LF	4.5	30'00"	120	15	27.0	723a	715a	144a	130a				
Combined/Average			8	15'00"				13	10'00"				17	8'00"					12	10'00"						8	15'00"												
54 operates north via Scarborough Golf Club Road before 300p, north via Orton Park Road after 300p																																							
Overnight service east of Kingston Road provided by 305 EGLINTON EAST.																																							
<b>354 LAWRENCE EAST</b>	Egl																																						
<b>Overnight, 7 days a week</b>	14-Feb-10		Monday-Friday overnight				Saturday overnight				Sunday overnight																												
354 Eglinton Stn – of T Scarborough	51.50	LF	3.5	30'00"	96	9	32.2	LF	3.5	30'00"	96	9	32.2	LF	3.5	30'00"	96	9	32.2																				
Combined/Average			Alternates trips with 305 EGLINTON EAST				Alternates trips with 305 EGLINTON EAST				Alternates trips with 305 EGLINTON EAST																												
<b>400 LAWRENCE MANOR COMMUNITY BUS</b>	W-T																																						
<b>Monday to Friday</b>	2-Sep-97		Monday-Friday midday				Monday-Friday afternoon peak period																																
400 Baycrest – Lawrence West Stn		CB	1	60'00"	60	0		CB	1	60'00"	60	0																											



**TORONTO TRANSIT COMMISSION**

**SERVICE SUMMARY**

September 2 to October 6, 2012

Route	RT dist (km) and date of last change	Veh type	No. of Veh	Service interval	Run time (min)	Term time (min)	Avg spd (km/h)	Veh type	No. of Veh	Service interval	Run time (min)	Term time (min)	Avg spd (km/h)	Veh type	No. of Veh	Service interval	Run time (min)	Term time (min)	Avg spd (km/h)	Veh type	No. of Veh	Service interval	Run time (min)	Term time (min)	Avg spd (km/h)	Veh type	No. of Veh	Service interval	Run time (min)	Term time (min)	Avg spd (km/h)	First dep NB or WB	First dep SB or EB	Last dep NB or WB	Last dep SB or EB				
<b>52 LAWRENCE WEST</b>		MtD																																					
<b>Monday to Friday</b>	04-Sep-12	Monday-Friday morning peak period				Monday-Friday midday				Monday-Friday afternoon peak period				Monday-Friday early evening				Monday-Friday late evening																					
52 Lawrence Stn – Martin Grove	30.61	LF	19	5 ' 10 "	97	2	19.0	LF	13	7 ' 15 "	94	1	19.6	LF	18	6 ' 30 "	117	0	15.7	LF	7	12 ' 00 "	84	0	21.9	LF	4	20 ' 00 "	80	0	23.0	550a	454a	200a	122a				
52C Lawrence West Stn – Culford via Benton	9.77	LF	2	20 ' 00 "	35	5	16.7	See 59C MAPLE LEAF																			637a	617a	857a	917a									
52C Lawrence West Stn – Culford	9.48																																						
Combined/Average			21	4 ' 07 "				13	7 ' 15 "				20	4 ' 53 "						7	12 ' 00 "					4	20 ' 00 "												
<b>Saturday</b>	08-Sep-12	Saturday early morning				Saturday morning				Saturday afternoon				Saturday early evening				Saturday late evening																					
52 Lawrence Stn – Martin Grove	30.61	LF	7	13 ' 00 "	90	1	20.4	LF	9	10 ' 00 "	90	0	20.4	LF	14	7 ' 15 "	99	3	18.6	LF	8	11 ' 00 "	84	4	21.9	LF	5	18 ' 00 "	79	11	23.2	605a	522a	127a	129a				
<b>Sunday</b>	02-Sep-12	Sunday early morning				Sunday morning				Sunday afternoon				Sunday early evening				Sunday late evening																					
52 Lawrence Stn – Martin Grove	30.61	LF	6	15 ' 00 "	90	0	20.4	LF	8	12 ' 00 "	90	6	20.4	LF	11	9 ' 00 "	99	0	18.6	LF	6	15 ' 00 "	80	10	23.0	LF	5	17 ' 30 "	80	8	23.0	646a	707a	130a	104a				
<b>352 LAWRENCE WEST</b>		MtD																																					
<b>Overnight, 7 days a week</b>	29-Jul-12	Monday-Friday overnight				Saturday overnight				Sunday overnight																													
352 Lawrence Stn – Royal York	22.14	LF	2	30 ' 00 "	60	0	22.1	LF	2	30 ' 00 "	60	0	22.1	LF	2	30 ' 00 "	60	0	22.1																				
<b>162 LAWRENCE-DONWAY</b>		Wtl																																					
<b>Monday to Friday</b>	09-May-11	Monday-Friday morning peak period				Monday-Friday midday				Monday-Friday afternoon peak period																													
162 Lawrence Stn – Don Mills	20.13	LF	2	30 ' 00 "	60	0	20.1	LF	2	30 ' 00 "	60	0	20.1	LF	2	30 ' 00 "	60	0	20.1																				
<b>56 LEASIDE</b>		Wtl																																					
<b>Monday to Friday</b>	04-Sep-12	Monday-Friday morning peak period				Monday-Friday midday				Monday-Friday afternoon peak period				Monday-Friday early evening																									
56 Donlands Stn – Eglinton Stn	15.32	LF	2.5	22 ' 45 "	56	1	16.4	LF	3	20 ' 00 "	54	6	17.0	LF	2.5	24 ' 00 "	54	6	17.0	LF	1.5	30 ' 00 "	45	0	20.4														
56B Donlands Stn – Brentcliffe	10.15	LF	1.5	22 ' 45 "	34	0	17.9												LF	1.5	24 ' 00 "	34	2	17.9															
Combined/Average			4	11 ' 23 "				3	20 ' 00 "				4	12 ' 00 "						1.5	30 ' 00 "				Alternates trips with 5 AVENUE RD														
<b>Saturday</b>	14-May-11	Saturday early morning				Saturday morning				Saturday afternoon																													
56 Donlands Stn – Eglinton Stn	15.32	LF	2	30 ' 00 "	56	4	16.4	LF	2	30 ' 00 "	56	4	16.4	LF	2	30 ' 00 "	56	4	16.4																				
<b>Sunday</b>	08-May-11	Sunday morning				Sunday afternoon																																	
56 Donlands Stn – Eglinton Stn	15.32												LF	1.5	30 ' 00 "	45	0	20.4	LF	1.5	30 ' 00 "	45	0	20.4															
<b>51 LESLIE</b>		Wtl																																					
<b>Monday to Friday</b>	04-Sep-12	Monday-Friday morning peak period				Monday-Friday midday				Monday-Friday afternoon peak period				Monday-Friday early evening				Monday-Friday late evening																					
51 Eglinton Stn – Steeles	34.07	LF	8	13 ' 00 "	102	2	20.0	LF	3	30 ' 00 "	88	2	23.2	LF	7	16 ' 00 "	108	4	18.9	LF	3	30 ' 00 "	78	12	26.2	LF	2.5	30 ' 00 "	75	5	27.3	510a	550a	100a	1240a				
																										Alternates trips with 61 AVENUE RD NORTH													
<b>Saturday</b>	29-Nov-08	Saturday early morning				Saturday morning				Saturday afternoon				Saturday early evening				Saturday late evening																					
51 Eglinton Stn – Steeles	34.07	LF	2.5	30 ' 00 "	75	5	27.3	LF	3	30 ' 00 "	80	10	25.6	LF	3	30 ' 00 "	80	10	25.6	LF	2.5	30 ' 00 "	75	5	27.3	LF	2.5	30 ' 00 "	75	5	27.3	545a	622a	110a	1250a				
																										Alternates trips with 61 AVENUE RD NORTH													
<b>Sunday</b>	08-May-11	Sunday morning				Sunday afternoon				Sunday early evening																													
51 Eglinton Stn – Steeles	34.07												LF	3	30 ' 00 "	80	10	25.6	LF	3	30 ' 00 "	80	10	25.6	LF	2.5	30 ' 00 "	75	5	27.3									
																										Alternates trips with 61 AVENUE RD NORTH													



**TORONTO TRANSIT COMMISSION****SERVICE SUMMARY**

September 2 to October 6, 2012

Route	RT dist (km) and date of last change	Veh type	No. of Veh	Service interval	Run time (min)	Term time (min)	Avg spd (km/h)	Veh type	No. of Veh	Service interval	Run time (min)	Term time (min)	Avg spd (km/h)	Veh type	No. of Veh	Service interval	Run time (min)	Term time (min)	Avg spd (km/h)	Veh type	No. of Veh	Service interval	Run time (min)	Term time (min)	Avg spd (km/h)	Veh type	No. of Veh	Service interval	Run time (min)	Term time (min)	Avg spd (km/h)	First dep NB or WB	First dep SB or EB	Last dep NB or WB	Last dep SB or EB							
<b>64 MAIN</b>		Bir																																								
<b>Monday to Friday</b>	04-Sep-12		Monday-Friday morning peak period					Monday-Friday midday					Monday-Friday afternoon peak period					Monday-Friday early evening					Monday-Friday late evening																			
64 Queen – Eastdale	6.71	LF	4	8'00"	32	0	12.6	LF	3	10'00"	30	0	13.4	LF	4	8'00"	32	0	12.6	LF	2	15'00"	30	0	13.4	LF	1	30'00"	30	0	13.4	557a	541a	110a	125a							
<b>Saturday</b>	27-Jun-09		Saturday early morning					Saturday morning					Saturday afternoon					Saturday early evening					Saturday late evening																			
64 Queen – Eastdale	6.71	LF	2	15'00"	30	0	13.4	LF	2	15'00"	30	0	13.4	LF	2	15'00"	30	0	13.4	LF	1	30'00"	30	0	13.4	LF	1	30'00"	30	0	13.4	547a	600a	110a	125a							
<b>Sunday</b>	02-Sep-12		Sunday morning					Sunday afternoon					Sunday early evening					Sunday late evening																								
64 Queen – Eastdale	6.71	LF	1	30'00"	30	0	13.4	LF	2	15'00"	30	0	13.4	LF	1	30'00"	30	0	13.4	LF	1	30'00"	30	0	13.4	LF	1	30'00"	30	0	13.4	840a	825a	110a	125a							
<b>58 MALTON</b>		MtD	Service outside Toronto west of Pearson Airport is provided under contract to the City of Mississauga																																							
<b>Monday to Friday</b>	04-Sep-12		Monday-Friday morning peak period					Monday-Friday midday					Monday-Friday afternoon peak period					Monday-Friday early evening					Monday-Friday late evening																			
58A Lawrence West Stn – Pearson Airport	37.34	LF	16	6'30"	104	0	21.5	LF	7	14'30"	100	2	22.4	LF	23	5'15"	119	2	18.8	LF	5.5	16'30"	89	2	25.2	LF	3.5	25'00"	81	7	27.7	505a	519a	110a	157a							
58B Lawrence West Stn – Westwood	40.02	LF	1	19'30"	111	13	21.6	LF	8	14'30"	112	4	21.4	LF	1	15'45"	131	6	18.3	LF	6.5	16'30"	99	9	24.3	LF	3.5	25'00"	87	1	27.6	520a	548a	1254a	110a							
Combined/Average			17 6'30"					15 7'15"					24 5'15"					12 8'15"					7 12'30"																			
			Every 3rd 58A operates as a 58B																																							
<b>Saturday</b>	08-Sep-12		Saturday early morning					Saturday morning					Saturday afternoon					Saturday early evening					Saturday late evening																			
58 Lawrence West Stn – McNaughton	36.42	LF	5	20'00"	91	9	24.0	LF	7.5	14'30"	103	6	21.2	LF	4.5	22'00"	91	8	24.0	LF	2.5	36'00"	90	0	24.3	LF	2.5	36'00"	90	0	24.3	907a	1024a	1258a	150a							
58A Lawrence West Stn – Pearson Airport	37.34	LF	7	12'00"	75	9	29.9	LF	5	20'00"	96	4	23.3	LF	7.5	14'30"	108	1	20.7	LF	4.5	22'00"	94	5	23.8	LF	2.5	36'00"	90	0	24.9	515a	547a	1124p	1200a							
58D Lawrence West Stn – McNaughton via Pearson Airport	45.77	LF	1	36'00"	110	10	25.0																																			
Combined/Average			8 12'00"					10 10'00"					15 7'15"					9 11'00"					5 18'00"																			
<b>Sunday</b>	02-Sep-12		Sunday early morning					Sunday morning					Sunday afternoon					Sunday early evening					Sunday late evening																			
58 Lawrence West Stn – McNaughton	36.42	LF	2.5	40'00"	90	10	24.3	LF	4	24'00"	89	7	24.6	LF	6	18'00"	99	9	22.1	LF	3	30'00"	85	5	25.7	LF	2.5	35'00"	85	3	25.7	610a	700a	1150p	1244a							
58A Lawrence West Stn – Pearson Airport	37.34	LF	2.5	40'00"	84	16	26.7	LF	4	24'00"	90	6	24.9	LF	6	18'00"	100	8	22.4	LF	3	30'00"	86	4	26.0	LF	2.5	35'00"	86	2	26.0	510a	540a	1258a	151a							
Combined/Average			5 20'00"					8 12'00"					12 9'00"					6 15'00"					5 17'30"																			
<b>59 MAPLE LEAF</b>		Arw																																								
<b>Monday to Friday</b>	04-Sep-12		Monday-Friday morning peak period					Monday-Friday midday					Monday-Friday afternoon peak period					Monday-Friday early evening					Monday-Friday late evening																			
59A Lawrence West Stn – Weston Rd via Gary Drive	17.28	LF	3	22'00"	62	4	16.7							LF	2	40'00"	75	5	13.8																							
59B Lawrence West Stn – Weston Rd via Church	16.79	LF	3	22'00"	62	4	16.2							LF	2	40'00"	75	5	13.4																							
59C Lawrence West Stn – Weston Rd via Benton/Culford and Church	21.28		See 52C LAWRENCE WEST					LF 1 60'00" 60 0 21.3					See 52C LAWRENCE WEST					LF 1 60'00" 60 0 21.3					LF 1 60'00" 60 0 21.3																			
59C Lawrence West Stn – Weston Rd via Benton/Culford and Gary Rd	21.28		See 52C LAWRENCE WEST					LF 1 60'00" 60 0 21.3					See 52C LAWRENCE WEST					LF 1 60'00" 60 0 21.3					LF 1 60'00" 60 0 21.3																			
Combined/Average			6 11'00"					2 30'00"					4 20'00"					2 30'00"					2 30'00"																			
<b>Saturday</b>	08-Sep-12		Saturday early morning					Saturday morning					Saturday afternoon					Saturday early evening					Saturday late evening																			
59C Lawrence West Stn – Weston Rd via Benton/Culford and Church	21.28	LF	1	60'00"	60	0	21.3	LF	1	60'00"	60	0	21.3	LF	1	60'00"	60	0	21.3	LF	1	60'00"	60	0	21.3	LF	1	60'00"	60	0	21.3	LF	1	60'00"	60	0	21.3	630a	600a	1230a	1200a	
59C Lawrence West Stn – Weston Rd via Benton/Culford and Gary Rd	21.28	LF	1	60'00"	60	0	21.3	LF	1	60'00"	60	0	21.3	LF	1	60'00"	60	0	21.3	LF	1	60'00"	60	0	21.3	LF	1	60'00"	60	0	21.3	LF	1	60'00"	60	0	21.3	600a	630a	100a	1230a	
Combined/Average			2 30'00"					2 30'00"					2 30'00"					2 30'00"					2 30'00"																			
<b>Sunday</b>	02-Sep-12		Sunday morning					Sunday afternoon					Sunday early evening																													
59C Lawrence West Stn – Weston Rd via Benton/Culford and Church	21.28	LF	1	60'00"	60	0	21.3	LF	1	60'00"	60	0	21.3	LF	1	60'00"	60	0	21.3	LF	1	60'00"	60	0	21.3																	
59C Lawrence West Stn – Weston Rd via Benton/Culford and Gary Rd	21.28	LF	1	60'00"	60	0	21.3	LF	1	60'00"	60	0	21.3	LF	1	60'00"	60	0	21.3	LF	1	60'00"	60	0	21.3																	
Combined/Average			2 30'00"					2 30'00"					2 30'00"					2 30'00"																								



**TORONTO TRANSIT COMMISSION**

**SERVICE SUMMARY**

September 2 to October 6, 2012

Route	RT dist (km) and date of last change	Veh type	No. of Veh	Service interval	Run time (min)	Term time (min)	Avg spd (km/h)	Veh type	No. of Veh	Service interval	Run time (min)	Term time (min)	Avg spd (km/h)	Veh type	No. of Veh	Service interval	Run time (min)	Term time (min)	Avg spd (km/h)	Veh type	No. of Veh	Service interval	Run time (min)	Term time (min)	Avg spd (km/h)	Veh type	No. of Veh	Service interval	Run time (min)	Term time (min)	Avg spd (km/h)	First dep NB or WB	First dep SB or EB	Last dep NB or WB	Last dep SB or EB		
<b>102 MARKHAM RD</b>		Bir	Service outside Toronto north of Steeles Avenue is provided under contract to York Region. Temporary routing change on 102D between Highway 7 and Bullock due to road construction.																																		
<b>Monday to Friday</b>	04-Sep-12		Monday-Friday morning peak period							Monday-Friday midday							Monday-Friday afternoon peak period							Monday-Friday early evening							Monday-Friday late evening						
102 Warden Stn – McNicoll	32.88	LF	3	30'00"	90	0	21.9	LF	3	30'00"	90	0	21.9	LF	2.5	40'00"	87	13	22.7	LF	3	30'00"	82	8	24.1	LF	3	30'00"	82	8	24.1	900a	945a	1239a	1252a		
102A Warden Stn – Progress (Centennial College)	23.71	LF	7	10'00"	70	0	20.3	LF	5	15'00"	72	3	19.8	LF	7	11'15"	78	1	18.2	LF	4	20'00"	65	15	21.9	LF	2	30'00"	50	10	28.4	615a	650a	100a	126a		
102C Warden Stn – Passmore	35.78	LF	5.5	20'00"	100	10	21.5							LF	5	22'30"	108	5	19.9																		
102D Warden Stn – Mount Joy GO Stn	52.74	LF	7.5	20'00"	150	0	21.1	LF	5	30'00"	137	13	23.1	LF	7	22'30"	156	2	20.3	LF	3.5	40'00"	140	0	22.6												
Combined/Average			20	5'00"				13	7'30"					19	5'38"					10	10'00"						5	15'00"									
			102D NB trips operate via Dynamic.							102D SB trips operate via Dynamic.																											
<b>Saturday</b>	04-Aug-12		Saturday early morning							Saturday morning							Saturday afternoon							Saturday early evening							Saturday late evening						
102 Warden Stn – McNicoll	32.88	LF	6	15'00"	85	5	23.2	LF	8	12'00"	92	4	21.4	LF	11	9'30"	101	4	19.5	LF	8	11'00"	83	5	23.8	LF	6	15'00"	83	7	23.8	535a	552a	101a	129a		
102D Warden Stn – Mount Joy GO Stn	52.74							LF	1	60'00"	152	5	20.8	LF	1	57'00"	200	2	15.8	LF	1	55'00"	130	13	24.3												
Combined/Average			6	15'00"					9	12'00"					12	9'30"					9	11'00"					6	15'00"									
			Every 5th 102 operates as a 102D							Every 6th 102 operates as a 102D							Every 5th 102B operates as a 102D																				
<b>Sunday</b>	29-Jul-12		Sunday early morning							Sunday morning							Sunday afternoon							Sunday early evening							Sunday late evening						
102 Warden Stn – McNicoll	32.88	LF	3	30'00"	80	10	24.7	LF	8	12'00"	88	8	22.4	LF	10	10'00"	97	3	20.3	LF	7	12'00"	82	2	24.1	LF	4	20'00"	75	5	26.3	723a	725a	107a	129a		
102D Warden Stn – Mount Joy GO Stn	52.74	LF	1	60'00"	136	4	23.3	LF	1	60'00"	150	6	21.1	LF	1	50'00"	148	2	21.4	LF	1	60'00"	130	14	24.3												
Combined/Average			4	30'00"					9	12'00"					11	10'00"					8	12'00"					4	20'00"									
			Every 2nd 102 operates as a 102D							Every 5th 102 operates as a 102D							Every 5th 102 operates as a 102D							Every 5rd 102B operates as a 102D													
<b>46 MARTIN GROVE</b>		Arw	Service provided under contract to York Region.																																		
<b>Monday to Friday</b>	04-Sep-12		Monday-Friday morning peak period							Monday-Friday midday							Monday-Friday afternoon peak period							Monday-Friday early evening							Monday-Friday late evening						
46 Kipling Stn – Steeles	31.38	LF	8	11'15"	90	0	20.9	LF	5	17'00"	84	1	22.4	LF	8	11'15"	90	0	20.9	LF	4	20'00"	75	5	25.1	LF	3	30'00"	75	15	25.1	451a	503a	130a	1243a		
<b>Saturday</b>	07-Jan-06		Saturday early morning							Saturday morning							Saturday afternoon							Saturday early evening							Saturday late evening						
46 Kipling Stn – Steeles	31.38	LF	4	20'00"	75	5	25.1	LF	5	15'00"	75	0	25.1	LF	5	15'00"	75	0	25.1	LF	4	20'00"	74	6	25.4	LF	3	30'00"	74	16	25.4	513a	555a	130a	1243a		
<b>Sunday</b>	01-Jan-06		Sunday morning							Sunday afternoon							Sunday early evening							Sunday late evening													
46 Kipling Stn – Steeles	31.38							LF	4	20'00"	75	5	25.1	LF	4	20'00"	75	5	25.1	LF	4	20'00"	75	5	25.1	LF	3	30'00"	75	15	25.1	840a	758a	130a	1243a		
<b>16 McCOWAN</b>		Bir	Service provided under contract to York Region.																																		
<b>Monday to Friday</b>	04-Sep-12		Monday-Friday morning peak period							Monday-Friday midday							Monday-Friday afternoon peak period							Monday-Friday early evening							Monday-Friday late evening						
16 Warden Stn – Scarborough Centre Stn	18.33	LF	8	8'00"	62	2	17.7	LF	5	12'00"	59	1	18.6	LF	9	7'30"	65	3	16.9	LF	5	11'00"	52	3	21.2	LF	3	15'00"	45	0	24.4	515a	520a	124a	149a		
<b>Saturday</b>	15-May-10		Saturday early morning							Saturday morning							Saturday afternoon							Saturday early evening							Saturday late evening						
16 Warden Stn – Scarborough Centre Stn	18.33	LF	3	15'00"	45	0	24.4	LF	4	12'30"	50	0	22.0	LF	4	12'30"	50	0	22.0	LF	3	15'00"	45	0	24.4	LF	1.67	30'00"	45	5	24.4	523a	545a	132a	200a		
			Alternates trips with 70 O'CONNOR																																		
<b>Sunday</b>	09-May-10		Sunday early morning							Sunday morning							Sunday afternoon							Sunday early evening							Sunday late evening						
16 Warden Stn – Scarborough Centre Stn	18.33	LF	3	17'00"	50	1	22.0	LF	3	17'00"	50	1	22.0	LF	4	12'30"	50	0	22.0	LF	2	24'00"	44	4	25.0	LF	1.67	30'00"	44	6	25.0	732a	758a	132a	200a		
			Overnight service on McCowan Road and Danforth Road provided by 302 DANFORTH RD-McCOWAN																																		
			Alternates trips with 70 O'CONNOR																																		



**TORONTO TRANSIT COMMISSION**

**SERVICE SUMMARY**

September 2 to October 6, 2012

Route	RT dist (km) and date of last change	Veh type	No. of Veh	Service interval	Run time (min)	Term time (min)	Avg spd (km/h)	Veh type	No. of Veh	Service interval	Run time (min)	Term time (min)	Avg spd (km/h)	Veh type	No. of Veh	Service interval	Run time (min)	Term time (min)	Avg spd (km/h)	Veh type	No. of Veh	Service interval	Run time (min)	Term time (min)	Avg spd (km/h)	Veh type	No. of Veh	Service interval	Run time (min)	Term time (min)	Avg spd (km/h)	First dep NB or WB	First dep SB or EB	Last dep NB or WB	Last dep SB or EB		
<b>129 McCOWAN NORTH</b>	Mal	Service outside Toronto north of Steeles Avenue is provided under contract to York Region																																			
<b>Monday to Friday</b>	04-Sep-12	Monday-Friday morning peak period							Monday-Friday midday							Monday-Friday afternoon peak period							Monday-Friday early evening							Monday-Friday late evening							
129 Scarborough Centre Stn – Steeles	14.41	LF	11	4 ' 30 "	50	0	17.5	LF	7	6 ' 00 "	42	0	20.8	LF	11	4 ' 40 "	50	2	17.4	LF	7	6 ' 00 "	40	2	21.6	LF	3	13 ' 20 "	40	0	21.6	548a	524a	148a	153a		
129A Scarborough Centre Stn – Major Mackenzie	34.29	LF	4	13 ' 30 "	95	9	21.7	LF	2	24 ' 00 "	87	3	23.6	LF	3	18 ' 40 "	92	16	22.4	LF	2	24 ' 00 "	88	2	23.4	LF	1	40 ' 00 "	80	0	25.7	605a	535a	1120p	1120p		
Combined/Average			15	4 ' 30 "					9	6 ' 00 "					14	4 ' 40 "					9	6 ' 00 "					4	13 ' 20 "									
			Every 3rd 129 operates as a 129A							Every 4th 129 operates as a 129A							Every 4th 129 operates as a 129A							Every 4th 129 operates as a 129A							Every 3rd 129 operates as a 129A						
<b>Saturday</b>	08-Aug-09	Saturday early morning							Saturday morning							Saturday afternoon							Saturday early evening							Saturday late evening							
129 Scarborough Centre Stn – Steeles	14.41	LF	6	7 ' 00 "	42	0	20.6	LF	6	7 ' 00 "	42	0	20.6	LF	8	5 ' 45 "	45	1	19.2	LF	1	40 ' 00 "	40	0	21.6	LF	2	20 ' 00 "	40	0	21.6	550a	530a	200a	145a		
129A Scarborough Centre Stn – Major Mackenzie	34.29	LF	2	28 ' 00 "	88	10	23.4	LF	2	28 ' 00 "	88	10	23.4	LF	2	23 ' 00 "	90	2	22.9	LF	2	40 ' 00 "	80	0	25.7							600a	602a	1020p	1100p		
Combined/Average			8	7 ' 00 "					8	7 ' 00 "					10	5 ' 45 "					3	20 ' 00 "					2	20 ' 00 "									
			Every 4th 129 operates as a 129A							Every 4th 129 operates as a 129A							Every 4th 129 operates as a 129A																				
<b>Sunday</b>	02-Aug-09	Sunday morning							Sunday afternoon							Sunday early evening							Sunday late evening														
129 Scarborough Centre Stn – Steeles	14.41		4	10 ' 00 "	40	0	21.6	LF	5	8 ' 00 "	40	0	21.6	LF	3	15 ' 00 "	40	5	21.6	LF	2	20 ' 00 "	40	0	21.6	LF	2	20 ' 00 "	40	0	21.6	800a	815a	200a	145a		
129A Scarborough Centre Stn – Major Mackenzie	34.29		1	40 ' 00 "	80	0	25.7	LF	1	40 ' 00 "	80	0	25.7	LF	1	45 ' 00 "	80	10	25.7	LF	1	45 ' 00 "	80	10	25.7						900a	900a	1020p	1100p			
Combined/Average			5	10 ' 00 "					6	8 ' 00 "					4	15 ' 00 "					2	20 ' 00 "					2	20 ' 00 "									
			Every 4th 129 operates as a 129A							Every 5th 129 operates as a 129A							Every 3rd 129 operates as a 129A																				
Overnight service provided by 302 DANFORTH RD-McCOWAN																																					
<b>130 MIDDLEFIELD</b>	Mal	Service outside Toronto north of Steeles Avenue is provided under contract to York Region																																			
<b>Monday to Friday</b>	05-Jan-09	Monday-Friday morning peak period							Monday-Friday midday							Monday-Friday afternoon peak period							Monday-Friday early evening							Monday-Friday late evening							
130 Scarborough Centre Stn – Steeles	15.96		1.5	30 ' 00 "	40	5	23.9	Lift	2	22 ' 00 "	44	0	21.8	Lift	2	22 ' 00 "	44	0	21.8	Lift	1.5	30 ' 00 "	40	4	23.9	Lift	1.5	30 ' 00 "	40	4	23.9	915a	540a 702p	115a	240p 1240a		
130 Scarborough Centre Stn – Steeles/ 130B Scarborough Centre Stn – Steeles via Maybrook	16.56	Lift	3	15 ' 00 "	45	0	22.1							Lift	3	15 ' 00 "	45	0	22.1												600a	305p	852a	640p			
Combined/Average			130 operates SB; 130B operates NB						Alternates trips with 132 MILNER					130 operates NB; 130B operates SB							Alternates trips with 132 MILNER																
<b>Saturday</b>	10-Jan-09	Saturday early morning							Saturday morning							Saturday afternoon							Saturday early evening							Saturday late evening							
130 Scarborough Centre Stn – Steeles	15.96	Lift	1.5	30 ' 00 "	44	1	21.8	Lift	1.5	30 ' 00 "	44	1	21.8	Lift	1.5	30 ' 00 "	44	1	21.8	Lift	1.5	30 ' 00 "	40	4	23.9	Lift	1.5	30 ' 00 "	40	4	23.9	545a	608a	115a	1240a		
Combined/Average			Alternates trips with 132 MILNER							Alternates trips with 132 MILNER							Alternates trips with 132 MILNER							Alternates trips with 132 MILNER							Alternates trips with 132 MILNER						
<b>Sunday</b>	08-May-11	Sunday morning							Sunday afternoon							Sunday early evening							Sunday late evening														
130 Scarborough Centre Stn – Steeles	15.96		1.5	30 ' 00 "	44	1	21.8	Lift	1.5	30 ' 00 "	44	1	21.8	Lift	1.5	30 ' 00 "	44	1	21.8	Lift	1.5	30 ' 00 "	40	4	23.9	Lift	1.5	30 ' 00 "	40	5	23.9	815a	838a	115a	1240a		
Combined/Average			Alternates trips with 132 MILNER							Alternates trips with 132 MILNER							Alternates trips with 132 MILNER							Alternates trips with 134 PROGRESS													
<b>57 MIDLAND</b>	Bir	Service outside Toronto north of Steeles Avenue is provided under contract to York Region																																			
<b>Monday to Friday</b>	04-Sep-12	Monday-Friday morning peak period							Monday-Friday midday							Monday-Friday afternoon peak period							Monday-Friday early evening							Monday-Friday late evening							
57 Kennedy Stn – Steeles	23.43	LF	12	6 ' 00 "	72	0	19.5	LF	6	11 ' 00 "	66	0	21.3	LF	9	8 ' 20 "	75	0	18.7	LF	5	12 ' 00 "	60	0	23.4	LF	3	20 ' 00 "	58	2	24.2	450a	448a	120a	110a		
57 Kennedy Stn – Steeles	23.43	LF	1	<b>Tripper</b>																																	
Combined/Average			13	6 ' 00 "					6	11 ' 00 "					9	8 ' 20 "					5	12 ' 00 "					3	20 ' 00 "									
<b>Saturday</b>	12-May-12	Saturday early morning							Saturday morning							Saturday afternoon							Saturday early evening							Saturday late evening							
57 Kennedy Stn – Steeles	23.43	LF	3	20 ' 00 "	58	2	24.2	LF	4	15 ' 00 "	60	0	23.4	LF	5	12 ' 00 "	60	0	23.4	LF	4	15 ' 00 "	54	6	26.0	LF	2	30 ' 00 "	54	6	26.0	515a	545a	1245a	110a		
Combined/Average																																					
<b>Sunday</b>	06-May-12	Sunday morning							Sunday afternoon							Sunday early evening							Sunday late evening														
57 Kennedy Stn – Steeles	23.43		3	20 ' 00 "	60	0	23.4	LF	3	20 ' 00 "	60	0	23.4	LF	2	30 ' 00 "	54	6	26.0	LF	2	30 ' 00 "	54	6	26.0						740a	810a	1245a	110a			



**TORONTO TRANSIT COMMISSION**

**SERVICE SUMMARY**

September 2 to October 6, 2012

Route	RT dist (km) and date of last change	Veh type	No. of Veh	Service interval	Run time (min)	Term time (min)	Avg spd (km/h)	Veh type	No. of Veh	Service interval	Run time (min)	Term time (min)	Avg spd (km/h)	Veh type	No. of Veh	Service interval	Run time (min)	Term time (min)	Avg spd (km/h)	Veh type	No. of Veh	Service interval	Run time (min)	Term time (min)	Avg spd (km/h)	Veh type	No. of Veh	Service interval	Run time (min)	Term time (min)	Avg spd (km/h)	First dep NB or WB	First dep SB or EB	Last dep NB or WB	Last dep SB or EB		
<b>132 MILNER</b>	Mal																																				
<b>Monday to Friday</b>	04-Sep-12			Monday-Friday morning peak period				Monday-Friday midday						Monday-Friday afternoon peak period						Monday-Friday early evening						Monday-Friday late evening											
132 Scarborough Centre Stn – McLevin and Hupfield	19.81	LF	4	12'00"	48	0	24.8	LF	1.5	30'00"	45	0	26.4	LF	3	16'00"	48	0	24.8	LF	2	23'00"	46	0	25.8	LF	1.5	30'00"	42	4	28.6	600a	536a	100a	1254a		
				Alternates trips with 130 MIDDLEFIELD													Alternates trips with 130 MIDDLEFIELD																				
<b>Saturday</b>	09-Jan-10			Saturday early morning				Saturday morning						Saturday afternoon						Saturday early evening						Saturday late evening											
132 Scarborough Centre Stn – McLevin and Hupfield	19.81	LF	1.5	30'00"	45	0	26.4	LF	1.5	30'00"	45	0	26.4	LF	1.5	30'00"	45	0	26.4	LF	1.5	30'00"	42	4	28.6	LF	1.5	30'00"	42	4	28.6	600a	552a	100a	1254a		
				Alternates trips with 130 MIDDLEFIELD													Alternates trips with 130 MIDDLEFIELD																				
<b>Sunday</b>	08-May-11			Sunday morning				Sunday afternoon						Sunday early evening																							
132 Scarborough Centre Stn – McLevin and Hupfield	19.81	LF	1.5	30'00"	45	0	26.4	LF	1.5	30'00"	45	0	26.4	LF	1.5	30'00"	45	0	26.4	LF	1.5	30'00"	42	4	28.6							900a	852a	1000p	954p		
				Alternates trips with 130 MIDDLEFIELD													Alternates trips with 130 MIDDLEFIELD																				
<b>116 MORNINGSIDE</b>	Egl																																				
<b>Monday to Friday</b>	18-Jun-12			Monday-Friday morning peak period				Monday-Friday midday						Monday-Friday afternoon peak period						Monday-Friday early evening						Monday-Friday late evening											
116 Kennedy Stn – Finch	35.76	LF	18	6'00"	102	6	21.0	LF	11	9'15"	97	5	22.1	LF	21	5'00"	101	4	21.2	LF	13	7'00"	90	1	23.8	LF	8	10'00"	78	2	27.5	508a	500a	225a	257a		
116A Kennedy Stn – Conlins Rd via Ellesmere/ 116E Kennedy Stn – Scarborough College and Conlins Rd Express	29.30	LF	5	16'00"	77	3	22.8	LF	3	24'00"	70	2	25.1	LF	5	15'00"	75	0	23.4	LF	3	22'40"	66	2	26.6						654a	556a	1005p	1022p			
116B Kennedy Stn – Kingston Rd & Eglinton	10.0	LF	2	15'00"	29	1	20.7																									700a		900a			
Combined/Average			25	3'23"				14	6'40"					26	3'45"					16	5'21"					8	10'00"										
				Before Noon 116A operates WB and 116E operates EB. After Noon 116A operates EB and 116E operates WB																																	
<b>Saturday</b>	08-Sep-12			Saturday early morning				Saturday morning						Saturday afternoon						Saturday early evening						Saturday late evening											
116 Kennedy Stn – Finch	35.76	LF	4	18'30"	74	0	29.0	LF	13	7'00"	89	2	24.1	LF	15	6'00"	90	0	23.8	LF	9	10'00"	83	7	25.9	LF	5	17'00"	80	5	26.8	540a	523a	225a	302a		
<b>Sunday</b>	29-Jul-12			Sunday morning				Sunday afternoon						Sunday early evening						Sunday late evening																	
116 Kennedy Stn – Finch	35.76	LF	9	10'00"	85	5	25.2	LF	9	10'00"	86	4	24.9	LF	8	11'00"	80	8	26.8	LF	5	17'00"	76	9	28.2						741a	750a	225a	300a			
<b>62 MORTIMER</b>	Bir																																				
<b>Monday to Friday</b>	17-Feb-09			Monday-Friday morning peak period				Monday-Friday midday						Monday-Friday afternoon peak period						Monday-Friday early evening						Monday-Friday late evening											
62 Broadview Stn – Main Street Stn	12.09	LF	3	15'00"	44	1	16.5	LF	2	22'00"	42	2	17.3	LF	3	15'00"	44	1	16.5	LF	2	20'00"	40	0	18.1	LF	1.5	30'00"	40	1	18.1	540a	553a	1255a	115a		
				Alternates trips with 20 CLIFFSIDE																																	
<b>Saturday</b>	14-May-11			Saturday early morning				Saturday morning						Saturday afternoon						Saturday early evening																	
62 Broadview Stn – Main Street Stn	12.09	LF	2	20'00"	40	0	18.1	LF	2	22'00"	44	0	16.5	LF	2	22'00"	44	0	16.5	LF	2	20'00"	40	0	18.1							612a	552a	1000p	1000p		
<b>Sunday</b>	08-May-11			Sunday morning				Sunday afternoon						Sunday early evening																							
62 Broadview Stn – Main Street Stn	12.09	LF	2	20'00"	40	0	18.1	LF	3	15'00"	40	5	18.1	LF	1.34	30'00"	40	1	18.3														815a	835a	1000p	1020p	
				Alternates trips with 20 CLIFFSIDE																																	



**TORONTO TRANSIT COMMISSION**

**SERVICE SUMMARY**

September 2 to October 6, 2012

Route	RT dist (km) and date of last change	Veh type	No. of Veh	Service interval	Run time (min)	Term time (min)	Avg spd (km/h)	Veh type	No. of Veh	Service interval	Run time (min)	Term time (min)	Avg spd (km/h)	Veh type	No. of Veh	Service interval	Run time (min)	Term time (min)	Avg spd (km/h)	Veh type	No. of Veh	Service interval	Run time (min)	Term time (min)	Avg spd (km/h)	Veh type	No. of Veh	Service interval	Run time (min)	Term time (min)	Avg spd (km/h)	First dep NB or WB	First dep SB or EB	Last dep NB or WB	Last dep SB or EB	
<b>171 MT DENNIS</b>		MtD																																		
<b>Monday to Friday</b>	06-Sep-11			Monday-Friday early morning				Monday-Friday midday					Monday-Friday afternoon peak period							Monday-Friday early evening						Monday-Friday late evening										
171 Mt Dennis – Jane & Weston	6.82	LF	1	20'00"	18	2	22.7	LF	1	20'00"	18	2	22.7	LF	1	20'00"	18	2	22.7	LF	1	20'00"	18	2	22.7	LF	1	20'00"	18	2	22.7	400a	409a	1120p	1134p	
<b>Saturday</b>	26-Jun-10			Saturday early morning				Saturday midday					Saturday afternoon peak period							Saturday early evening					Saturday late evening											
171 Mt Dennis – Jane & Weston	6.82	LF	1	20'00"	18	2	22.7	LF	1	20'00"	18	2	22.7	LF	1	20'00"	18	2	22.7	LF	1	20'00"	18	2	22.7	LF	1	20'00"	18	2	22.7	400a	409a	1100p	1109p	
<b>Sunday</b>	20-Jun-10			Sunday early morning				Sunday midday					Sunday afternoon peak period							Sunday early evening					Sunday late evening											
171 Mt Dennis – Jane & Weston	6.82	LF	1	20'00"	18	2	22.7	LF	1	20'00"	18	2	22.7	LF	1	20'00"	18	2	22.7	LF	1	20'00"	18	2	22.7	LF	1	20'00"	18	2	22.7	400a	409a	1120p	1134p	
<b>74 MT PLEASANT</b>		Wil																																		
<b>Monday to Friday</b>	09-May-11			Monday-Friday morning peak period				Monday-Friday midday					Monday-Friday afternoon peak period																							
74 St Clair Stn – Eglinton	6.15	LF	2	15'00"	30	0	12.3	LF	1	30'00"	30	0	12.3	LF	2	18'00"	36	0	10.3																	
<b>Saturday</b>	14-May-11			Saturday early morning				Saturday morning					Saturday afternoon																							
74 St Clair Stn – Eglinton	6.15	LF	1	30'00"	30	0	12.3	LF	1	30'00"	30	0	12.3	LF	1	30'00"	30	0	12.3																	
<b>Sunday</b>	08-May-11			Sunday morning				Sunday afternoon																												
74 St Clair Stn – Eglinton	6.15							LF	1	30'00"	30	0	12.3	LF	1	30'00"	30	0	12.3																	
<b>103 MT PLEASANT NORTH &amp;</b>		Wil																																		
<b>Monday to Friday</b>	24-Nov-08			Monday-Friday morning peak period				Monday-Friday midday					Monday-Friday afternoon peak period							Monday-Friday early evening					Monday-Friday late evening											
103 Eglinton Stn – Doncliffe	7.92	LF	2	15'00"	30	0	15.8	LF	2	15'00"	30	0	15.8	LF	2	15'00"	30	0	15.8	LF	2	15'00"	30	0	15.8	LF	1	30'00"	30	0	15.8	600a	615a	100a	115a	
<b>Saturday</b>	29-Nov-08			Saturday early morning				Saturday morning					Saturday afternoon							Saturday early evening				Saturday late evening												
103 Eglinton Stn – Doncliffe	7.92	LF	1	30'00"	30	0	15.8	LF	2	15'00"	30	0	15.8	LF	2	15'00"	30	0	15.8	LF	1	30'00"	30	0	15.8	LF	1	30'00"	30	0	15.8	545a	600a	100a	115a	
<b>Sunday</b>	08-May-11			Sunday morning				Sunday afternoon					Sunday early evening																							
103 Eglinton Stn – Doncliffe	7.92							LF	2	15'00"	30	0	15.8	LF	2	15'00"	30	0	15.8	LF	1	30'00"	30	0	15.8											
<b>133 NEILSON</b>		Mal																																		
<b>Monday to Friday</b>	26-Mar-12			Monday-Friday morning peak period				Monday-Friday midday					Monday-Friday afternoon peak period							Monday-Friday early evening				Monday-Friday late evening												
133 Scarborough Centre Stn – Morningside Heights	25.22	LF	8	9'00"	70	2	21.6	LF	7	10'00"	70	0	21.6	LF	11	7'00"	74	3	20.4	LF	8	9'00"	70	2	21.6	LF	4	16'40"	65	2	23.3	530a	459a	150a	123a	
				SB/WB buses do not serve Centenary Hospital.													EB/NB buses do not serve Centenary Hospital.																			
<b>Saturday</b>	02-Apr-11			Saturday early morning				Saturday morning					Saturday afternoon							Saturday early evening			Saturday late evening													
133 Scarborough Centre Stn – Morningside Heights	25.22	LF	6	12'00"	70	2	21.6	LF	6	12'00"	70	2	21.6	LF	8	9'00"	70	2	21.6	LF	6	12'00"	70	2	21.6	LF	3.5	20'00"	70	0	21.6	540a	520a	100a	100a	
				Alternates trips with 38 HIGHLAND CREEK																																
<b>Sunday</b>	27-Mar-11			Sunday morning				Sunday afternoon					Sunday early evening							Sunday late evening																
133 Scarborough Centre Stn – Morningside Heights	25.22							LF	5	12'00"	60	0	25.2	LF	7	10'00"	70	0	21.6	LF	5	13'00"	60	5	25.2	LF	4	15'00"	60	0	25.2	900a	825a	100a	105a	

All buses serve Centenary Hospital in both directions except where noted.  
Overnight service south of Finch provided by 321 YORK MILLS



**TORONTO TRANSIT COMMISSION**

**SERVICE SUMMARY**

September 2 to October 6, 2012

Route	RT dist (km) and date of last change	Veh type	No. of Veh	Service interval	Run time (min)	Term time (min)	Avg spd (km/h)	Veh type	No. of Veh	Service interval	Run time (min)	Term time (min)	Avg spd (km/h)	Veh type	No. of Veh	Service interval	Run time (min)	Term time (min)	Avg spd (km/h)	Veh type	No. of Veh	Service interval	Run time (min)	Term time (min)	Avg spd (km/h)	Veh type	No. of Veh	Service interval	Run time (min)	Term time (min)	Avg spd (km/h)	First dep NB or WB	First dep SB or EB	Last dep NB or WB	Last dep SB or EB			
<b>131 NUGGET &amp; Monday to Friday</b>	Mal 04-Sep-12			Monday-Friday morning peak period				Monday-Friday midday						Monday-Friday afternoon peak period						Monday-Friday early evening							Monday-Friday late evening											
131 Scarborough Centre Stn – Old Finch & Morningview	20.20							Lift	3	18 ' 00 "	54	0	22.4							Lift	3	17 ' 00 "	51	0	23.8		Lift	2	22 ' 00 "	44	0	27.5	550a	520a	100a	1238a		
131E Kennedy Stn – Old Finch Express	33.46	Lift	12	7 ' 30 "	90	0	22.3							Lift	11	8 ' 30 "	93	1	21.6																650a 332p	605a 311p	912a 622p	835a 535p
<b>Saturday</b>	02-Apr-11			Saturday early morning				Saturday morning						Saturday afternoon						Saturday early evening							Saturday late evening											
131 Scarborough Centre Stn – Old Finch & Morningview	20.20	Lift	3	18 ' 00 "	54	0	22.4	Lift	3	18 ' 00 "	54	0	22.4	Lift	3	18 ' 00 "	54	0	22.4	Lift	2	25 ' 00 "	50	0	24.2	Lift	2	22 ' 00 "	44	0	27.5	630a	639a	100a	1238a			
<b>Sunday</b>	27-Mar-11			Sunday morning				Sunday afternoon						Sunday early evening						Sunday late evening																		
131 Scarborough Centre Stn – Old Finch & Morningview	20.20	Lift	2	26 ' 00 "	52	0	23.3	Lift	2	26 ' 00 "	52	0	23.3	Lift	2	26 ' 00 "	52	0	23.3	Lift	2	25 ' 00 "	50	0	24.2	Lift	2	22 ' 00 "	44	0	27.5	826a	800a	100a	1238a			

Operates NB via Morningview before 3:00 pm, and NB via Littles after 3:00 pm.

<b>70 O'CONNOR Monday to Friday</b>	Egl 04-Sep-12			Monday-Friday morning peak period				Monday-Friday midday					Monday-Friday afternoon peak period						Monday-Friday early evening						Monday-Friday late evening														
70 Coxwell Stn – Warden Stn	12.36	LF	3	17 ' 00 "	51	0	14.5	LF	2.5	18 ' 00 "	45	0	16.5	LF	3.5	15 ' 00 "	51	2	14.5	LF	2	20 ' 00 "	40	0	18.5	LF	1.1	30 ' 00 "	34	0	21.8	550a	530a	158a	145a				
70A Coxwell Stn – Eglinton	12.54	LF	3	17 ' 00 "	51	0	14.7	LF	2.5	18 ' 00 "	44	1	17.1	LF	3.5	15 ' 00 "	51	2	14.7	LF	2	20 ' 00 "	40	0	18.8												520a 920p	500a 900p	
70B Coxwell Stn – Eglinton Sq	11.75													LF	1	30 ' 00 "	30	0	23.5																		945p 200a		
Combined/Average			6	8 ' 30 "				5	9 ' 00 "					7	7 ' 30 "					4	10 ' 00 "						2.13	15 ' 00 "											
																																				70 branch alternates trips with 135 GERRARD			
<b>Saturday</b>	04-Aug-12			Saturday early morning				Saturday morning						Saturday afternoon						Saturday early evening						Saturday late evening													
70 Coxwell Stn – Warden Stn	12.36	LF	2	22 ' 00 "	44	0	16.9	LF	2	22 ' 00 "	44	0	16.9	LF	2	22 ' 00 "	44	0	16.9	LF	1.5	24 ' 00 "	36	0	20.6	LF	1.3	30 ' 00 "	34	6	21.8	610a	548a	158a	145a				
70A Coxwell Stn – Eglinton	12.54	LF	2	22 ' 00 "	44	0	17.1	LF	2	22 ' 00 "	44	0	17.1	LF	2	22 ' 00 "	44	0	17.1	LF	1.5	24 ' 00 "	36	0	20.9												537a 918p	515a 900p	
70B Coxwell Stn – Eglinton Sq	11.75													LF	1	30 ' 00 "	30	0	23.5																		945p 200a		
Combined/Average			4	11 ' 00 "				4	11 ' 00 "					4	11 ' 00 "					3	12 ' 00 "						2.33	15 ' 00 "									70 branch alternates trips with 16 McCOWAN		
<b>Sunday</b>	29-Jul-12			Sunday early morning				Sunday morning						Sunday afternoon						Sunday early evening						Sunday late evening													
70 Coxwell Stn – Warden Stn	12.36	LF	1	45 ' 00 "	33	12	22.5	LF	2	20 ' 00 "	40	0	18.5	LF	2	20 ' 00 "	40	0	18.5	LF	1.5	24 ' 00 "	36	0	20.6	LF	1.3	30 ' 00 "	34	6	21.8	645a	615a	158a	145a				
70A Coxwell Stn – Eglinton	12.54							LF	2	20 ' 00 "	40	0	18.8	LF	2	20 ' 00 "	40	0	18.8	LF	1.5	24 ' 00 "	36	0	20.9													830a 918p	810a 900p
70B Coxwell Stn – Eglinton Sq	11.75													LF	1	30 ' 00 "	30	0	23.5																		945p 200a		
Combined/Average			1	45 ' 00 "				4	10 ' 00 "					4	10 ' 00 "					3	12 ' 00 "						2.33	15 ' 00 "									70 branch alternates trips with 16 McCOWAN		

<b>63 OSSINGTON Monday to Friday</b>	MtD 04-Sep-12			Monday-Friday morning peak period				Monday-Friday midday					Monday-Friday afternoon peak period						Monday-Friday early evening						Monday-Friday late evening															
63 Eglinton West Stn – Liberty Village	17.57	LF	2	13 ' 30 "	77	4	13.7	LF	10	8 ' 00 "	77	3	13.7	LF	8	10 ' 00 "	78	2	13.5	LF	10	7 ' 30 "	72	3	14.6	LF	6	11 ' 00 "	64	2	16.5	517a	521a	147a	136a					
63A St Clair – Liberty Village	13.35	LF	12	4 ' 30 "	53	1	15.1						LF	6	10 ' 00 "	54	6	14.8																			638a 305p	705a 338p	902a 555p	932a 628p
Combined/Average			14	4 ' 30 "				10	8 ' 00 "					14	5 ' 00 "					10	7 ' 30 "						6	11 ' 00 "												
																																					Every 3rd 63A operates as a 63			
<b>Saturday</b>	08-Sep-12			Saturday early morning				Saturday morning						Saturday afternoon						Saturday early evening						Saturday late evening														
63 Eglinton West Stn – Liberty Village	17.57	LF	8	10 ' 00 "	74	6	14.2	LF	10	8 ' 00 "	78	2	13.5	LF	13	6 ' 30 "	82	2	12.9	LF	7	10 ' 00 "	70	0	15.1	LF	6	11 ' 00 "	64	2	16.5	520a	523a	142a	140a					
<b>Sunday</b>	17-Jun-12			Sunday early morning				Sunday morning						Sunday afternoon						Sunday early evening						Sunday late evening														
63 Eglinton West Stn – Liberty Village	17.57	LF	6	12 ' 00 "	72	0	14.6	LF	7	11 ' 00 "	73	4	14.4	LF	9	8 ' 30 "	75	2	14.1	LF	7	10 ' 00 "	70	0	15.1	LF	6	11 ' 00 "	64	2	16.5	520a	520a	147a	136a					



**TORONTO TRANSIT COMMISSION**

**SERVICE SUMMARY**

September 2 to October 6, 2012

Route	RT dist (km) and date of last change	Veh type	No. of Veh	Service interval	Run time (min)	Term time (min)	Avg spd (km/h)	Veh type	No. of Veh	Service interval	Run time (min)	Term time (min)	Avg spd (km/h)	Veh type	No. of Veh	Service interval	Run time (min)	Term time (min)	Avg spd (km/h)	Veh type	No. of Veh	Service interval	Run time (min)	Term time (min)	Avg spd (km/h)	Veh type	No. of Veh	Service interval	Run time (min)	Term time (min)	Avg spd (km/h)	First dep NB or WB	First dep SB or EB	Last dep NB or WB	Last dep SB or EB				
<b>316 OSSINGTON</b>	Wii/MtD																																						
<b>Overnight, 7 days a week</b>	17-Jun-12			<b>Monday-Friday overnight</b>				<b>Saturday overnight</b>					<b>Sunday overnight</b>																										
316 Eglinton West Stn – Exhibition	20.28	LF	1.6	30' 00"	49	0	24.8	LF	1.6	30' 00"	49	0	24.8	LF	1.6	30' 00"	49	0	24.8																				
				Alternates trips with 329 DUFFERIN				Alternates trips with 329 DUFFERIN				Alternates trips with 329 DUFFERIN																											
<b>72 PAPE</b>	Bir	Temporary diversion until summer of 2013, westbound via Scott and Wellington, due to closure of The Esplanade between Scott and Yonge.																																					
<b>Monday to Friday</b>	04-Sep-12			<b>Monday-Friday morning peak period</b>				<b>Monday-Friday midday</b>					<b>Monday-Friday afternoon peak period</b>							<b>Monday-Friday early evening</b>						<b>Monday-Friday late evening</b>													
72 Pape Stn – Eastern	5.67	LF	2	14' 00"	25	3	13.6	LF	3	8' 00"	24	0	14.2	LF	2	13' 00"	26	0	13.1	LF	3	8' 00"	24	0	14.2	LF	1	24' 00"	24	0	14.2			532a	539a	121a	107a		
72A Pape Stn – Union Stn via Commissioners	16.25	LF	5	14' 00"	66	4	14.8	LF	2	24' 00"	60	12	16.3	LF	5	13' 00"	65	0	15.0																522a	449a	649p	639p	
72B Pape Stn – Union Stn via Commissioners and Cherry Beach	18.92													LF	2	24' 00"	66	6	17.2	LF	3	24' 00"	57	15	19.9										710p	716p	115a	119a	
Combined/Average			7	7' 00"				5	8' 00"					7	6' 30"					5	8' 00"					4	12' 00"												
								Every 3rd 72 operates as a 72A				Every 3rd 72 operates as a 72B																											
<b>Saturday</b>	08-Sep-12			<b>Saturday early morning</b>				<b>Saturday morning</b>					<b>Saturday afternoon</b>							<b>Saturday early evening</b>						<b>Saturday late evening</b>													
72 Pape Stn – Eastern	5.67	LF	1	24' 00"	24	0	14.2	LF	4	7' 30"	30	0	11.3	LF	4	7' 30"	30	0	11.3	LF	1	24' 00"	24	0	14.2	LF	1	26' 00"	24	2	14.2			528a	513a	133a	119a		
72A Pape Stn – Union Stn via Commissioners	16.25	LF	2	24' 00"	48	0	20.3							LF	3	24' 00"	58	14	16.8	LF	2	26' 00"	51	1	19.1									552a	528a	840a	840a		
72B Pape Stn – Union Stn via Commissioners and Cherry Beach	18.92							LF	2	22' 30"	71	4	16.0	LF	2	22' 30"	71	4	16.0																904a	904a	622p	650p	
Combined/Average			3	12' 00"				6	7' 30"					6	7' 30"					4	12' 00"					3	13' 00"												
								Every 3rd 72 operates as a 72B				Every 3rd 72 operates as a 72B																											
<b>Sunday</b>	02-Sep-12			<b>Sunday early morning</b>				<b>Sunday morning</b>					<b>Sunday afternoon</b>							<b>Sunday early evening</b>						<b>Sunday late evening</b>													
72 Pape Stn – Eastern	5.67	LF	1	24' 00"	24	0	14.2	LF	3	10' 00"	30	0	11.3	LF	3	10' 00"	30	0	11.3	LF	1	26' 00"	24	2	14.2	LF	1	26' 00"	24	2	14.2			748a	736a	120a	106a		
72A Pape Stn – Union Stn via Commissioners	16.25	LF	2	24' 00"	48	0	20.3							LF	2	26' 00"	51	1	19.1	LF	2	26' 00"	51	1	19.1									812a	748a	836a	836a		
72B Pape Stn – Union Stn via Commissioners and Cherry Beach	18.92							LF	1	30' 00"	60	0	18.9	LF	1	30' 00"	60	0	18.9															653p	741p	120a	1253a		
Combined/Average			3	12' 00"				4	10' 00"					4	10' 00"					3	13' 00"					3	13' 00"												
								Every 3rd 72 operates as a 72B				Every 3rd 72 operates as a 72B																											
<b>402 PARKDALE COMMUNITY BUS</b>	W-T																																						
<b>Monday to Friday</b>	2-Sep-97							<b>Monday-Friday midday</b>					<b>Monday-Friday afternoon peak period</b>																										
402 Queen Elizabeth Hospital – Dufferin Mall via Dufferin Stn								CB	1	75' 00"	75	0		CB	1	75' 00"	75	0																		936a	1000a	436a	500p
<b>65 PARLIAMENT</b>	Bir																																						
<b>Monday to Friday</b>	24-Nov-08			<b>Monday-Friday morning peak period</b>				<b>Monday-Friday midday</b>					<b>Monday-Friday afternoon peak period</b>							<b>Monday-Friday early evening</b>						<b>Monday-Friday late evening</b>													
65 Castle Frank Stn – Esplanade	6.21	LF	2	16' 00"	32	0	11.6	LF	2	16' 00"	32	0	11.6	LF	3	12' 00"	36	0	10.4	LF	2	16' 00"	32	0	11.6	LF	1	30' 00"	30	0	12.4			530a	515a	115a	100a		
<b>Saturday</b>	04-Apr-09			<b>Saturday early morning</b>				<b>Saturday morning</b>					<b>Saturday afternoon</b>							<b>Saturday early evening</b>						<b>Saturday late evening</b>													
65 Castle Frank Stn – Esplanade	6.21	LF	2	15' 00"	30	0	12.4	LF	2	16' 00"	32	0	11.6	LF	2	16' 00"	32	0	11.6	LF	1	30' 00"	30	0	12.4	LF	1	30' 00"	30	0	12.4			545a	530a	115a	100a		
<b>Sunday</b>	28-Mar-10							<b>Sunday morning</b>					<b>Sunday afternoon</b>							<b>Sunday early evening</b>						<b>Sunday late evening</b>													
65 Castle Frank Stn – Esplanade	6.21							LF	1	30' 00"	30	0	12.4	LF	2	15' 00"	30	0	12.4	LF	1	30' 00"	30	0	12.4	LF	1	30' 00"	30	0	12.4			915a	900a	115a	100a		



**TORONTO TRANSIT COMMISSION**

**SERVICE SUMMARY**

September 2 to October 6, 2012

Route	RT dist (km) and date of last change	Veh type	No. of Veh	Service interval	Run time (min)	Term time (min)	Avg spd (km/h)	Veh type	No. of Veh	Service interval	Run time (min)	Term time (min)	Avg spd (km/h)	Veh type	No. of Veh	Service interval	Run time (min)	Term time (min)	Avg spd (km/h)	Veh type	No. of Veh	Service interval	Run time (min)	Term time (min)	Avg spd (km/h)	Veh type	No. of Veh	Service interval	Run time (min)	Term time (min)	Avg spd (km/h)	First dep NB or WB	First dep SB or EB	Last dep NB or WB	Last dep SB or EB				
<b>67 PHARMACY</b>	Egl																																						
<b>Monday to Friday</b>	04-Sep-12		Monday-Friday morning peak period					Monday-Friday midday					Monday-Friday afternoon peak period					Monday-Friday early evening					Monday-Friday late evening																
67 Victoria Park Stn – Ellesmere	17.93	LF	4	17' 00"	64	4	16.8	LF	4	12' 00"	48	0	22.4	LF	5	12' 00"	60	0	17.9	LF	3	17' 00"	51	0	21.1	LF	2	20' 00"	40	0	26.9		516a	537a	110a	1250a			
67A Victoria Park Stn – Eglinton	9.32	LF	2	17' 00"	34	0	16.4																																
Combined/Average			6	8' 30"				4	12' 00"					5	12' 00"					3	17' 00"					2	20' 00"												
<b>Saturday</b>	08-Sep-09		Saturday early morning					Saturday morning					Saturday afternoon					Saturday early evening					Saturday late evening																
67 Victoria Park Stn – Ellesmere	17.93	LF	2	20' 00"	40	0	26.9	LF	3	20' 00"	55	5	19.6	LF	3	20' 00"	55	5	19.6	LF	2	20' 00"	40	0	26.9	LF	2	20' 00"	40	0	26.9		516a	540a	100a	1240a			
<b>Sunday</b>	29-Mar-09		Sunday morning					Sunday afternoon					Sunday early evening					Sunday late evening																					
67 Victoria Park Stn – Ellesmere	17.93							LF	2	20' 00"	40	0	26.9	LF	2	25' 00"	50	0	21.5	LF	2	20' 00"	40	0	26.9	LF	2	20' 00"	40	0	26.9		920a	940a	100a	1240a			
<b>167 PHARMACY NORTH</b>	Bir																																						
<b>Monday to Friday</b>	09-May-11		Monday-Friday morning peak period					Monday-Friday midday					Monday-Friday afternoon peak period																										
167 Don Mills Stn – Steeles	21.24	LF	2	24' 00"	45	3	28.3	LF	1.5	30' 00"	45	0	28.3	LF	2	24' 00"	48	0	26.6																				
								Alternates trips with 24A VICTORIA PARK																															
<b>Saturday</b>	14-May-11		Saturday early morning					Saturday morning					Saturday afternoon																										
167A Don Mills Stn – Steeles via Consumers	20.14	LF	2	30' 00"	51	9	23.7	LF	2	30' 00"	51	9	23.7	LF	2	30' 00"	51	9	23.7																				
<b>66 PRINCE EDWARD</b>	Qsy																																						
<b>Monday to Friday</b>	04-Sep-12		Monday-Friday morning peak period					Monday-Friday midday					Monday-Friday afternoon peak period					Monday-Friday early evening					Monday-Friday late evening																
66A Old Mill Stn – Humber	9.75	LF	2	17' 00"	26	8	22.5	LF	2	15' 00"	24	6	24.4	LF	2	20' 00"	30	10	19.5	LF	2	15' 00"	24	6	24.4	LF	1	30' 00"	24	6	24.4		520a	603a	1248a	100a			
66D Old Mill Stn – Lake Shore	10.19	LF	2	17' 00"	34	0	18.0	LF	1	30' 00"	30	0	20.4	LF	2	20' 00"	38	2	16.1	LF	1	30' 00"	30	0	20.4	LF	1	30' 00"	30	0	20.4		550a	556a	100a	115a			
Combined/Average			4	8' 30"				3	10' 00"					4	10' 00"					3	10' 00"					2	15' 00"												
<b>Saturday</b>	24-Oct-09		Saturday early morning					Saturday morning					Saturday afternoon					Saturday early evening					Saturday late evening																
66A Old Mill Stn – Humber	9.75	LF	1	30' 00"	22	8	26.6	LF	2	15' 00"	24	6	24.4	LF	2	15' 00"	24	6	24.4	LF	2	15' 00"	24	6	24.4	LF	1	30' 00"	22	8	26.6		600a	615a	1245a	100a			
66D Old Mill Stn – Lake Shore	10.19	LF	1	30' 00"	28	2	21.8	LF	1	30' 00"	30	0	20.4	LF	1	30' 00"	30	0	20.4	LF	1	30' 00"	30	0	20.4	LF	1	30' 00"	28	2	21.8		614a	630a	1259a	115a			
Combined/Average			2	15' 00"				3	10' 00"					3	10' 00"					3	10' 00"					2	15' 00"												
<b>Sunday</b>	18-Oct-09		Sunday morning					Sunday afternoon					Sunday early evening					Sunday late evening																					
66A Old Mill Stn – Humber	9.75							LF	1.5	20' 00"	24	6	24.4	LF	1.5	20' 00"	24	6	24.4	LF	1	30' 00"	24	6	24.4	LF	1	30' 00"	22	8	26.6		845a	900a	1245a	100a			
66D Old Mill Stn – Lake Shore	10.19							LF	1.5	20' 00"	30	0	20.4	LF	1.5	20' 00"	30	0	20.4	LF	1	30' 00"	28	2	21.8	LF	1	30' 00"	28	2	21.8		858a	910a	1259a	115a			
Combined/Average								3	10' 00"					3	10' 00"					2	15' 00"					2	15' 00"												





# SERVICE SUMMARY

September 2 to October 6, 2012

## TORONTO TRANSIT COMMISSION

Route	RT dist (km) and date of last change	Veh type	No. of Veh	Service interval	Run time (min)	Term time (min)	Avg spd (km/h)	Veh type	No. of Veh	Service interval	Run time (min)	Term time (min)	Avg spd (km/h)	Veh type	No. of Veh	Service interval	Run time (min)	Term time (min)	Avg spd (km/h)	Veh type	No. of Veh	Service interval	Run time (min)	Term time (min)	Avg spd (km/h)	Veh type	No. of Veh	Service interval	Run time (min)	Term time (min)	Avg spd (km/h)	First dep NB or WB	First dep SB or EB	Last dep NB or WB	Last dep SB or EB	
<b>134 PROGRESS</b>		Mal																																		
<b>Monday to Friday</b>		04-Sep-12																																		
		Monday-Friday morning peak period							Monday-Friday midday							Monday-Friday afternoon peak period							Monday-Friday early evening							Monday-Friday late evening						
134 Scarborough Centre Stn – Finch	18.05							LF	3	20 ' 00 "	51	9	21.2							LF	2	22 ' 00 "	44	0	24.6	LF	2	22 ' 00 "	44	0	24.6	940a	515a	119a	119a	
134B Scarborough Centre Stn – McNicoll	21.26	LF	3	20 ' 00 "	60	0	21.3						LF	3	20 ' 00 "	60	0	21.3															540a	305p	920a	645p
134C Scarborough Centre Stn – Centennial College	7.91	LF	4	6 ' 00 "	24	0	19.8	LF	3	8 ' 00 "	24	0	19.8	LF	3	8 ' 00 "	24	0	19.8	LF	1	22 ' 00 "	20	2	23.7	LF	1	22 ' 00 "	20	2	23.7	655a	702a	1056p	1108p	
Combined/Average			7	4 ' 37 "					6	5 ' 43 "					6	5 ' 43 "					3	11 ' 00 "						3	11 ' 00 "							
<b>Saturday</b>		14-May-11																																		
		Saturday early morning							Saturday morning							Saturday afternoon							Saturday early evening							Saturday late evening						
134 Scarborough Centre Stn – Finch	18.05	LF	2	22 ' 00 "	44	0	24.6	LF	3	15 ' 00 "	45	0	24.1	LF	3	15 ' 00 "	45	0	24.1	LF	2	22 ' 00 "	44	0	24.6	LF	2	22 ' 00 "	44	0	24.6	608a	534a	118a	118a	
134C Scarborough Centre Stn – Centennial College	7.91	LF	1	22 ' 00 "	22	0	21.6	LF	1	30 ' 00 "	24	6	19.8	LF	1	30 ' 00 "	24	6	19.8														749a	800a	625p	643p
Combined/Average			3	11 ' 00 "					4	10 ' 00 "					4	10 ' 00 "					2	22 ' 00 "						2	22 ' 00 "							
<b>Sunday</b>		08-May-11																																		
		Sunday morning							Sunday afternoon							Sunday evening							Sunday late evening													
134 Scarborough Centre Stn – Finch	18.05							LF	2	22 ' 00 "	44	0	24.6	LF	2	22 ' 00 "	44	0	24.6	LF	2	22 ' 00 "	44	0	24.6	LF	1.5	30 ' 00 "	44	1	24.6	840a	818a	100a	1252a	
		Alternates trips with 130 MIDDLEFIELD																																		
<b>501 QUEEN</b>		Bir/ Ron/Rus																																		
		During TTC trackwork on Queen St. between Cowell and Greenwood, streetcars divert both ways via Broadview, Gerrard and Coxwell. Additional buses operate between Broadview and Kingston Rd.																																		
		Due to trackwork on McCaul, the "McCaul" service operates between Bathurst (Wolesley Loop) and Broadview Stn.																																		
<b>Monday to Friday</b>		30-Jul-12																																		
		Monday-Friday morning peak period							Monday-Friday midday							Monday-Friday afternoon peak period							Monday-Friday early evening							Monday-Friday late evening						
501 Long Branch – Neville Park	51.92	ALRV	20	10 ' 30 "	204	6	15.3	ALRV	17	13 ' 00 "	210	11	14.8	ALRV	22	10 ' 15 "	216	10	14.4	ALRV	16	14 ' 00 "	210	14	14.8	ALRV	9	20 ' 00 "	180	0	17.3	458a	523a	1259a	1249a	
501 Humber – Neville Park	36.37	ALRV	15	10 ' 30 "	154	4	14.2	ALRV	13	13 ' 00 "	162	7	13.5	ALRV	17	10 ' 15 "	164	11	13.3	ALRV	12	14 ' 00 "	162	6	13.5	ALRV	7	20 ' 00 "	136	4	16.0	510a	500a	1249a	101a	
501 Bathurst – Broadview Stn	13.81	CLRV	6	10 ' 30 "	60	3	13.8	CLRV	5	13 ' 00 "	57	8	14.5	CLRV	7	10 ' 15 "	61	11	13.6														708a	638a	553p	633p
Combined/Average			41	3 ' 30 "					35	4 ' 20 "					46	3 ' 25 "					28	7 ' 00 "						16	10 ' 00 "							
501 Broadview – Kingston Rd & Queen	9.76	LF	6	5 ' 00 "	28	2	20.9	LF	5	6 ' 00 "	29	1	20.2	LF	7	5 ' 00 "	30	5	19.5	LF	5	7 ' 00 "	29	6	20.2	LF	3	10 ' 00 "	27	3	21.7	507a	504a	1259a	103a	
<b>Saturday</b>		04-Aug-12																																		
		Saturday early morning							Saturday morning							Saturday afternoon							Saturday early evening							Saturday late evening						
501 Long Branch – Neville Park	51.92	ALRV	12	15 ' 00 "	175	5	17.8	ALRV	15	14 ' 00 "	200	10	15.6	ALRV	23	10 ' 00 "	213	17	14.6	ALRV	13	15 ' 00 "	190	5	16.4	ALRV	10.5	18 ' 00 "	178	11	17.5	457a	526a	1237a	1229a	
501 Humber – Neville Park	36.37	ALRV	9	15 ' 00 "	130	5	16.8	ALRV	11	14 ' 00 "	150	4	14.5	ALRV	17	10 ' 00 "	161	9	13.6	ALRV	10	15 ' 00 "	142	8	15.4	ALRV	7.5	18 ' 00 "	134	1	16.3	539a	500a	1246a	100a	
Combined/Average			21	7 ' 30 "					26	7 ' 00 "					40	5 ' 00 "					23	7 ' 30 "						18	9 ' 00 "							
501 Bathurst – Broadview Stn	9.76	LF	4	7 ' 30 "	28	2	20.9	LF	5	7 ' 00 "	31	4	18.9	LF	7	5 ' 00 "	32	3	18.3	LF	4	7 ' 30 "	28	2	20.9	LF	3	9 ' 00 "	26	1	22.5	506a	504a	109a	122a	
<b>Sunday</b>		29-Jul-12																																		
		Sunday early morning							Sunday morning							Sunday afternoon							Sunday early evening							Sunday late evening						
501 Long Branch – Neville Park	51.92	ALRV	9	20 ' 00 "	176	4	17.7	ALRV	10	20 ' 00 "	188	12	16.6	ALRV	17	12 ' 00 "	198	6	15.7	ALRV	11	18 ' 00 "	190	8	16.4	ALRV	9.5	20 ' 00 "	177	13	17.6	457a	526a	1244a	1221a	
501 Humber – Neville Park	36.37	ALRV	7	20 ' 00 "	130	10	16.8	ALRV	8	20 ' 00 "	142	18	15.4	ALRV	13	12 ' 00 "	150	6	14.5	ALRV	8	18 ' 00 "	142	2	15.4	ALRV	7.5	20 ' 00 "	131	19	16.7	552a	505a	1254a	1254a	
Combined/Average			16	10 ' 00 "					18	10 ' 00 "					30	6 ' 00 "					19	9 ' 00 "						17	10 ' 00 "							
501 Broadview – Neville Park	9.76	LF	3	10 ' 00 "	28	2	20.9	LF	3	10 ' 00 "	30	0	19.5	LF	6	6 ' 00 "	31	5	18.9	LF	4	9 ' 00 "	30	6	19.5	LF	3	10 ' 00 "	26	4	22.5	507a	502a	107a	101a	
<b>301 QUEEN</b>		Bir/ Ron/Rus																																		
<b>Overnight</b>		29-Jul-12																																		
		Monday-Friday overnight							Saturday overnight							Sunday overnight																				
501 Long Branch – Neville Park	48.86	ALRV	5	30 ' 00 "	150	0	19.5	ALRV	5	30 ' 00 "	150	0	19.5	ALRV	5	30 ' 00 "	150	0	19.5																	
301 University – Neville Park	18.81	LF	2	30 ' 00 "	56	4	20.2	LF	2	30 ' 00 "	56	4	20.2	LF	2	30 ' 00 "	56	4	20.2																	



# SERVICE SUMMARY

September 2 to October 6, 2012

## TORONTO TRANSIT COMMISSION

Route	RT dist (km) and date of last change	Veh type	No. of Veh	Service interval	Run time (min)	Term time (min)	Avg spd (km/h)	Veh type	No. of Veh	Service interval	Run time (min)	Term time (min)	Avg spd (km/h)	Veh type	No. of Veh	Service interval	Run time (min)	Term time (min)	Avg spd (km/h)	Veh type	No. of Veh	Service interval	Run time (min)	Term time (min)	Avg spd (km/h)	Veh type	No. of Veh	Service interval	Run time (min)	Term time (min)	Avg spd (km/h)	First dep NB or WB	First dep SB or EB	Last dep NB or WB	Last dep SB or EB											
<b>80 QUEENSWAY</b>	Qsy																																													
<b>Monday to Friday</b>	04-Sep-12		Monday-Friday morning peak period					Monday-Friday midday					Monday-Friday afternoon peak period					Monday-Friday early evening					Monday-Friday late evening																							
80 Sherway – Keele Stn via Parkside Dr	26.25	LF	3	30' 00"	75	15	21.0	LF	3	24' 00"	69	3	22.8	LF	3	30' 00"	78	12	20.2	LF	2	30' 00"	56	4	28.1												548a	600a	1029p	959p						
80B Sherway – Humber	15.93													LF	1	30' 00"	30	0	31.9																											
<b>Saturday</b>	08-Sep-12		Saturday early morning					Saturday morning					Saturday afternoon					Saturday early evening																												
80 Sherway – Keele Stn via Parkside Dr	26.25	LF	2	30' 00"	56	4	28.1	LF	3	24' 00"	70	2	22.5	LF	3	24' 00"	70	2	22.5	LF	2	30' 00"	56	4	28.1																					
<b>Sunday</b>	02-Sep-12		Sunday morning					Sunday afternoon					Sunday early evening																																	
80B Sherway – Humber	15.93							LF	2	20' 00"	35	5	27.3	LF	2	20' 00"	35	5	27.3	LF	2	20' 00"	35	5	27.3																					
<b>109 RANEE</b>	Wil																																													
<b>Monday to Friday</b>	04-Sep-12		Monday-Friday morning peak period					Monday-Friday midday					Monday-Friday afternoon peak period					Monday-Friday early evening					Monday-Friday late evening																							
109B Eglinton West Stn-Neptune via Marlee and Flemington	14.29	LF	1.5	34' 00"	51	0	16.8	LF	1.5	30' 00"	45	0	19.1	LF	2.5	24' 00"	56	4	15.3	LF	1	45' 00"	45	0	19.1	LF	1	45' 00"	45	0	19.1	LF	1	45' 00"	45	0	19.1									
109C Eglinton West Stn-Neptune via Marlee and Varna	13.08	LF	1.5	34' 00"	51	0	15.4	LF	1.5	30' 00"	45	0	17.4	LF	2.5	24' 00"	56	4	14.0	LF	1	45' 00"	45	0	17.4	LF	1	45' 00"	45	0	17.4	LF	1	45' 00"	45	0	17.4									
Combined/Average			3	17' 00"				3	15' 00"					5	12' 00"					2	22' 30"					2	22' 30"																			
<b>Saturday</b>	10-Jan-09		Saturday early morning					Saturday morning					Saturday afternoon					Saturday early evening					Saturday late evening																							
109B Eglinton West Stn-Neptune via Marlee and Flemington	14.29	LF	1.5	30' 00"	45	0	19.1	LF	1.5	34' 00"	51	0	16.8	LF	1.5	34' 00"	51	0	16.8	LF	1	45' 00"	45	0	19.1	LF	1	45' 00"	45	0	19.1	LF	1	45' 00"	45	0	19.1									
109C Eglinton West Stn-Neptune via Marlee and Varna	13.08	LF	1.5	30' 00"	45	0	17.4	LF	1.5	34' 00"	51	0	15.4	LF	1.5	34' 00"	51	0	15.4	LF	1	45' 00"	45	0	17.4	LF	1	45' 00"	45	0	17.4	LF	1	45' 00"	45	0	17.4									
Combined/Average			3	15' 00"				3	17' 00"					3	17' 00"					2	22' 30"				2	22' 30"																				
<b>Sunday</b>	04-Jan-09		Sunday morning					Sunday afternoon					Sunday early evening					Sunday late evening																												
109B Eglinton West Stn-Neptune via Marlee and Flemington	14.29							LF	1	40' 00"	40	0	21.4	LF	1.5	34' 00"	51	0	16.8	LF	1	45' 00"	45	0	19.1	LF	1	45' 00"	45	0	19.1	LF	1	45' 00"	45	0	19.1									
109C Eglinton West Stn-Neptune via Marlee and Varna	13.08							LF	1	40' 00"	40	0	19.6	LF	1.5	34' 00"	51	0	15.4	LF	1	45' 00"	45	0	17.4	LF	1	45' 00"	45	0	17.4	LF	1	45' 00"	45	0	17.4									
Combined/Average								2	20' 00"					3	17' 00"					2	22' 30"				2	22' 30"																				
<b>48 RATHBURN</b>	Qsy																																													
<b>Monday to Friday</b>	04-Sep-12		Monday-Friday morning peak period					Monday-Friday midday					Monday-Friday afternoon peak period					Monday-Friday early evening					Monday-Friday late evening																							
48 Royal York Stn – Mill Rd	17.36	LF	4	11' 00"	44	0	23.7	LF	2	22' 00"	42	2	24.8	LF	3	16' 00"	45	3	23.1	LF	1.5	30' 00"	40	5	26.0	LF	1.5	30' 00"	40	5	26.0	LF	1.5	30' 00"	40	5	26.0									
<b>Saturday</b>	21-Feb-09		Saturday early morning					Saturday morning					Saturday afternoon					Saturday early evening					Saturday late evening																							
48 Royal York Stn – Mill Rd	17.36	LF	1.5	30' 00"	40	5	26.0	LF	1.5	30' 00"	45	0	23.1	LF	1.5	30' 00"	45	0	23.1	LF	1.5	30' 00"	45	0	23.1	LF	1.5	30' 00"	40	5	26.0	LF	1.5	30' 00"	40	5	26.0									
<b>Sunday</b>	08-May-11		Sunday morning					Sunday afternoon					Sunday early evening					Sunday late evening																												
48 Royal York Stn – Mill Rd	17.36							LF	1.5	30' 00"	45	0	23.1	LF	1.5	30' 00"	45	0	23.1	LF	1.5	30' 00"	44	1	23.7	LF	1.34	30' 00"	40	0	26.0	LF	1.34	30' 00"	40	0	26.0									
<b>161 ROGERS RD</b>	MtD																																													
<b>Monday to Friday</b>	04-Sep-12		Monday-Friday morning peak period					Monday-Friday midday					Monday-Friday afternoon peak period					Monday-Friday early evening					Monday-Friday late evening																							
161 Ossington Stn – Jane	17.90	LF	7	10' 20"	72	1	15.0	LF	5	14' 00"	68	2	15.8	LF	7	10' 45"	75	1	14.4	LF	5	12' 00"	60	0	17.9	LF	3	20' 00"	60	0	17.9	LF	3	20' 00"	60	0	17.9									
<b>Saturday</b>	27-Jun-09		Saturday early morning					Saturday morning					Saturday afternoon					Saturday early evening					Saturday late evening																							
161 Ossington Stn – Jane	17.90	LF	5	13' 00"	64	1	16.8	LF	6	12' 00"	68	4	15.8	LF	6	12' 00"	68	4	15.8	LF	4	15' 00"	60	0	17.9	LF	3	20' 00"	60	0	17.9	LF	3	20' 00"	60	0	17.9									
<b>Sunday</b>	21-Jun-09		Sunday early morning					Sunday morning					Sunday afternoon					Sunday early evening					Sunday late evening																							
161 Ossington Stn – Jane	17.90	LF	3	20' 00"	60	0	17.9	LF	4	16' 00"	64	0	16.8	LF	5	15' 00"	68	7	15.8	LF	3	20' 00"	60	0	17.9	LF	3	20' 00"	60	0	17.9	LF	3	20' 00"	60	0	17.9									





**TORONTO TRANSIT COMMISSION**

**SERVICE SUMMARY**

September 2 to October 6, 2012

Route	RT dist (km) and date of last change	Veh type	No. of Veh	Service interval	Run time (min)	Term time (min)	Avg spd (km/h)	Veh type	No. of Veh	Service interval	Run time (min)	Term time (min)	Avg spd (km/h)	Veh type	No. of Veh	Service interval	Run time (min)	Term time (min)	Avg spd (km/h)	Veh type	No. of Veh	Service interval	Run time (min)	Term time (min)	Avg spd (km/h)	Veh type	No. of Veh	Service interval	Run time (min)	Term time (min)	Avg spd (km/h)	First dep NB or WB	First dep SB or EB	Last dep NB or WB	Last dep SB or EB					
<b>71 RUNNYMEDE</b>	MtD																																							
<b>Monday to Friday</b>	04-Sep-12		Monday-Friday morning peak period					Monday-Friday midday					Monday-Friday afternoon peak period					Monday-Friday early evening					Monday-Friday late evening																	
71 Runnymede Stn-St Clair	6.63	LF	1.5	20'00"	23	7	17.3	LF	1	24'00"	21	3	18.9	LF	1.4	22'00"	23	8	17.3	LF	1	22'00"	19	3	20.9	LF	1	20'00"	17	3	23.4	533a	545a	100a	115a					
71B Runnymede Stn-Industry St	12.87	LF	2.5	20'00"	46	4	16.8	LF	2	24'00"	42	6	18.4	LF	2.4	22'00"	48	5	16.1	LF	2	22'00"	40	4	19.3	LF	2	20'00"	38	2	20.3	523a	541a	110a	1248a					
Combined/Average			4	10'00"					3	12'00"					3.8	11'00"					3	11'00"					3	10'00"												
			Alternates trips with 77 SWANSEA					Alternates trips with 77 SWANSEA					Alternates trips with 77 SWANSEA					St Clair branch alternates trips with 77 SWANSEA																						
<b>Saturday</b>	08-Sep-12		Saturday early morning					Saturday morning					Saturday afternoon					Saturday early evening					Saturday late evening																	
71 Runnymede Stn-St Clair	6.63	LF	1	24'00"	17	7	23.4	LF	1.5	24'00"	30	6	13.3	LF	2	16'00"	30	2	13.3	LF	1	24'00"	19	5	20.9	LF	1	20'00"	17	3	23.4	553a	607a	100a	115a					
71B Runnymede Stn-Industry St	12.87	LF	2	24'00"	40	8	19.3	LF	2.5	24'00"	46	14	16.8	LF	3	16'00"	46	2	16.8	LF	2	24'00"	40	8	19.3	LF	2	20'00"	38	2	20.3	606a	604a	110a	1248a					
Combined/Average			3	12'00"					4	12'00"					5	8'00"					3	12'00"					3	10'00"												
<b>Sunday</b>	04-Sep-10		Sunday early morning					Sunday morning					Sunday afternoon					Sunday early evening					Sunday late evening																	
71 Runnymede Stn-St Clair	6.63	LF	1	24'00"	20	4	19.9	LF	1	24'00"	20	4	19.9	LF	1	24'00"	22	2	18.1	LF	1	20'00"	19	1	20.9	LF	1	20'00"	17	3	23.4	819a	830a	100a	115a					
71B Runnymede Stn-Industry St	12.87	LF	2	24'00"	40	8	19.3	LF	2	24'00"	40	8	19.3	LF	2	24'00"	44	4	17.6	LF	2	20'00"	40	0	19.3	LF	2	20'00"	38	2	20.3	832a	807a	110a	1248a					
Combined/Average			3	12'00"					3	12'00"					3	12'00"					3	10'00"					3	10'00"												
<b>78 ST ANDREWS</b>	Wil																																							
<b>Monday to Friday</b>	07-Sep-10		Monday-Friday morning peak period					Monday-Friday midday					Monday-Friday afternoon peak period					Monday-Friday early evening					Monday-Friday late evening																	
78 York Mills Stn – Bayview	9.64	LF	3	10'00"	30	0	19.3	LF	1	30'00"	30	0	19.3	LF	2	15'00"	30	0	19.3	LF	1	30'00"	30	0	19.3	LF	1	30'00"	30	0	19.3	615a	630a	100a	1245a					
<b>Saturday</b>	11-Sep-10		Saturday early morning					Saturday morning					Saturday afternoon					Saturday early evening					Saturday late evening																	
78 York Mills Stn – Bayview	9.64	LF	1	30'00"	30	0	19.3	LF	1	30'00"	30	0	19.3	LF	1	30'00"	30	0	19.3	LF	1	30'00"	30	0	19.3	LF	1	30'00"	30	0	19.3	615a	630a	100a	1245a					
<b>Sunday</b>	05-Sep-10		Sunday morning					Sunday afternoon					Sunday early evening					Sunday late evening																						
78 York Mills Stn – Bayview	9.64							LF	1	30'00"	30	0	19.3	LF	1	30'00"	30	0	19.3	LF	1	30'00"	30	0	19.3	LF	1	30'00"	30	0	19.3	845a	900a	1245a	100a					
<b>512 ST CLAIR</b>	Ron																																							
<b>Monday to Friday</b>	04-Sep-12		Monday-Friday morning peak period					Monday-Friday midday					Monday-Friday afternoon peak period					Monday-Friday early evening					Monday-Friday late evening																	
512 Keele – St Clair Stn	13.99	CLRV	25	2'30"	56	7	15.0	CLRV	13	5'00"	56	9	15.0	CLRV	20	3'20"	58	9	14.5	CLRV	10	6'00"	56	4	15.0	CLRV	6	9'00"	52	2	16.1	510a	500a	200a	150a					
<b>Saturday</b>	08-Sep-12		Saturday early morning					Saturday morning					Saturday afternoon					Saturday early evening					Saturday late evening																	
512 Keele – St Clair Stn	13.99	CLRV	6	8'40"	50	2	16.8	CLRV	11	5'30"	56	5	15.0	CLRV	16	4'00"	58	6	14.5	CLRV	9	6'30"	54	5	15.5	CLRV	6	9'00"	52	2	16.1	511a	500a	201a	150a					
<b>Sunday</b>	12-Feb-12		Sunday early morning					Sunday morning					Sunday afternoon					Sunday early evening					Sunday late evening																	
512 Keele – St Clair Stn	13.99	CLRV	5	10'00"	48	2	17.5	CLRV	8	7'30"	56	4	15.0	CLRV	10	6'20"	58	6	14.5	CLRV	7	8'00"	54	2	15.5	CLRV	6	9'00"	52	2	16.1	520a	457a	201a	151a					
<b>312 ST CLAIR</b>	Arw																																							
<b>Overnight, 7 days a week</b>	20-Jun-10		Monday-Friday overnight					Saturday overnight					Sunday overnight																											
312 Jane Stn – St Clair Stn	21.71	LF	2	30'00"	60	0	21.7	LF	2	30'00"	60	0	21.7	LF	2	30'00"	60	0	21.7																					



**TORONTO TRANSIT COMMISSION**

**SERVICE SUMMARY**

September 2 to October 6, 2012

Route	RT dist (km) and date of last change	Veh type	No. of Veh	Service interval	Run time (min)	Term time (min)	Avg spd (km/h)	Veh type	No. of Veh	Service interval	Run time (min)	Term time (min)	Avg spd (km/h)	Veh type	No. of Veh	Service interval	Run time (min)	Term time (min)	Avg spd (km/h)	Veh type	No. of Veh	Service interval	Run time (min)	Term time (min)	Avg spd (km/h)	Veh type	No. of Veh	Service interval	Run time (min)	Term time (min)	Avg spd (km/h)	First dep NB or WB	First dep SB or EB	Last dep NB or WB	Last dep SB or EB										
<b>86 SCARBOROUGH</b>		Egl																																											
<b>Monday to Friday</b>		04-Sep-12																																											
		Monday-Friday morning peak period							Monday-Friday midday							Monday-Friday afternoon peak period							Monday-Friday early evening							Monday-Friday late evening															
86 Kennedy Stn – Sheppard	27.99							LF	5	16 ' 00 "	80	0	23.4	LF	9	9 ' 15 "	83	1	22.7	LF	6	14 ' 00 "	84	0	22.4	LF	10	7 ' 00 "	70	0	24.0	LF	7	10 ' 00 "	66	4	25.4	454a 620a	454a 557a	201a 536p	125a 454p				
86A Kennedy Stn – Toronto Zoo	31.25							LF	5	16 ' 00 "	61	3	21.5																																
86B Kennedy Stn – Highland Creek	21.84							LF	4	16 ' 00 "	63	1	21.4	LF	2	30 ' 00 "	60	0	22.5	LF	5	14 ' 00 "	68	2	19.9																				
86D Kennedy Stn – Beechgrove via Lawrence	22.51							LF	4	16 ' 00 "	63	1	21.4	LF	2	30 ' 00 "	60	0	22.5	LF	5	14 ' 00 "	68	2	19.9																				
86E Kennedy Stn – Sheppard Express	27.99							LF	14	4 ' 45 "	61	6	27.5							LF	7	9 ' 45 "	66	3	25.5																				
Combined/Average									27	2 ' 31 "					11	7 ' 04 "					18	4 ' 05 "						10	7 ' 00 "																
<b>Saturday</b>		08-Sep-12																																											
		Saturday early morning							Saturday morning							Saturday afternoon							Saturday early evening							Saturday late evening															
86 Kennedy Stn – Sheppard	27.99							LF	7	10 ' 00 "	70	0	24.0	LF	9	8 ' 00 "	70	2	24.0	LF	12	6 ' 00 "	72	0	23.3	LF	8	10 ' 00 "	71	9	23.7	LF	4	17 ' 00 "	65	3	25.8	510a 623a	440a 555a	138a 728p	106a 700p				
86D Kennedy Stn – Beechgrove via Lawrence	22.51							LF	2	30 ' 00 "	57	3	23.7	LF	2	30 ' 00 "	57	3	23.7	LF	2	30 ' 00 "	57	3	23.7																				
Combined/Average									9	7 ' 30 "					11	6 ' 19 "					14	5 ' 00 "						8	10 ' 00 "																
<b>Sunday</b>		02-Sep-12																																											
		Sunday early morning							Sunday morning							Sunday afternoon							Sunday early evening							Sunday late evening															
86 Kennedy Stn – Sheppard	27.99							LF	8	9 ' 00 "	70	2	24.0	LF	8	9 ' 00 "	70	2	24.0	LF	8	9 ' 00 "	70	2	24.0	LF	6	11 ' 00 "	65	1	25.8	LF	4	17 ' 00 "	65	3	25.8	550a 358p	610a 324p	138a 644p	106a 630p				
Overnight service on Eglinton Avenue and Kingston Road provided by 305 EGLINTON EAST																																													
<b>190 SCARBOROUGH CENTRE ROCKET</b>		Mal																																											
<b>Monday to Friday</b>		04-Sep-12																																											
		Monday-Friday morning peak period							Monday-Friday midday							Monday-Friday afternoon peak period							Monday-Friday early evening							Monday-Friday late evening															
190 Don Mills Stn – Scarborough Centre Stn	17.36							Lift	8	6 ' 15 "	50	0	20.8	Lift	5	9 ' 00 "	44	1	23.7	Lift	12	5 ' 00 "	58	2	18.0	Lift	5	9 ' 00 "	44	1	23.7	Lift	3	15 ' 00 "	40	5	26.0	626a 701a	633a 700a	107a 100a	100a 100a				
<b>Saturday</b>		08-Sep-12																																											
		Saturday early morning							Saturday morning							Saturday afternoon							Saturday early evening							Saturday late evening															
190 Don Mills Stn – Scarborough Centre Stn	17.36							Lift	4	12 ' 00 "	45	3	23.1	Lift	4	12 ' 00 "	48	0	21.7	Lift	5	10 ' 00 "	50	0	20.8	Lift	5	9 ' 00 "	45	0	23.1	Lift	2	20 ' 00 "	40	0	26.0	701a 907a	700a 900a	100a 100a	100a 100a				
<b>Sunday</b>		27-Mar-11																																											
		Sunday morning							Sunday afternoon							Sunday early evening							Sunday late evening																						
190 Don Mills Stn – Scarborough Centre Stn	17.36								Lift	3	15 ' 00 "	45	0	23.1	Lift	4	12 ' 00 "	45	3	23.1	Lift	4	12 ' 00 "	45	3	23.1	Lift	3	15 ' 00 "	40	5	26.0	Lift	2	20 ' 00 "	40	0	26.0	907a 907a	900a 900a	100a 100a	100a 100a			
<b>3 SCARBOROUGH RT</b>		DanSub																																											
<b>Monday to Friday</b>		04-Sep-12																																											
		Monday-Friday morning peak period							Monday-Friday midday							Monday-Friday afternoon peak period							Monday-Friday early evening							Monday-Friday late evening															
3 Kennedy Stn – McCowan Stn	12.81							4carS	6	4 ' 30 "	27	0	28.5	4carS	4	6 ' 45 "	27	0	28.5	4carS	6	4 ' 30 "	27	0	28.5	4carS	4	6 ' 45 "	27	0	28.5	4carS	4	6 ' 45 "	27	0	28.5	545a 548a	600a 602a	116a 116a	130a 130a				
<b>Saturday</b>		08-Sep-12																																											
		Saturday early morning							Saturday morning							Saturday afternoon							Saturday early evening							Saturday late evening															
3 Kennedy Stn – McCowan Stn	12.81							4carS	4	6 ' 45 "	27	0	28.5	4carS	4	6 ' 45 "	27	0	28.5	4carS	4	6 ' 45 "	27	0	28.5	4carS	4	6 ' 45 "	27	0	28.5	4carS	4	6 ' 45 "	27	0	28.5	548a 548a	602a 602a	116a 116a	130a 130a				
<b>Sunday</b>		02-Sep-12																																											
		Sunday morning							Sunday afternoon							Sunday early evening							Sunday late evening																						
3 Kennedy Stn – McCowan Stn	12.81							4carS	4	6 ' 45 "	27	0	28.5	4carS	4	6 ' 45 "	27	0	28.5	4carS	4	6 ' 45 "	27	0	28.5	4carS	4	6 ' 45 "	27	0	28.5	4carS	4	6 ' 45 "	27	0	28.5	858a McCowan to Kennedy is WB; Kennedy to McCowan is EB	911a	116a	130a				



TORONTO TRANSIT COMMISSION

SERVICE SUMMARY

September 2 to October 6, 2012

Route	RT dist (km) and date of last change	Veh type	No. of Veh	Service interval	Run time (min)	Term time (min)	Avg spd (km/h)	Veh type	No. of Veh	Service interval	Run time (min)	Term time (min)	Avg spd (km/h)	Veh type	No. of Veh	Service interval	Run time (min)	Term time (min)	Avg spd (km/h)	Veh type	No. of Veh	Service interval	Run time (min)	Term time (min)	Avg spd (km/h)	Veh type	No. of Veh	Service interval	Run time (min)	Term time (min)	Avg spd (km/h)	First dep NB or WB	First dep SB or EB	Last dep NB or WB	Last dep SB or EB				
<b>79 SCARLETT RD</b>	MtD																																						
<b>Monday to Friday</b>	04-Sep-12		Monday-Friday morning peak period				Monday-Friday midday				Monday-Friday afternoon peak period				Monday-Friday early evening				Monday-Friday late evening																				
79 Runnymede Stn-Lawrence & Jane	18.83	LF	6.5	9' 00"	58	1	19.5	LF	5	12' 00"	60	0	18.8	LF	5	12' 00"	60	0	18.8	LF	5	12' 00"	56	4	20.2	LF	3	20' 00"	56	4	20.2			530a	505a	100a	109a		
79B Runnymede Stn-Lawrence & Jane via St Clair	18.93	LF	6.5	9' 00"	58	1	19.6						LF	5	12' 00"	60	0	18.9																545a	520a	852a	853a		
Combined/Average			13	4' 30"				5	12' 00"				10	6' 00"						5	12' 00"					3	20' 00"					302p	234p	726p	710p				
<b>Saturday</b>	08-Sep-12		Saturday early morning				Saturday morning				Saturday afternoon				Saturday early evening				Saturday late evening																				
79 Runnymede Stn-Lawrence & Jane	18.83	LF	2	25' 00"	50	0	22.6	LF	6	10' 00"	54	6	20.9	LF	6	10' 00"	54	6	20.9	LF	3	17' 00"	50	1	22.6	LF	2	25' 00"	50	0	22.6			540a	605a	115a	117a		
<b>Sunday</b>	02-Sep-12		Sunday morning				Sunday afternoon				Sunday early evening				Sunday late evening																								
79 Runnymede Stn-Lawrence & Jane	18.83							LF	4	15' 00"	54	6	20.9	LF	4	15' 00"	54	6	20.9	LF	2	25' 00"	50	0	22.6	LF	2	25' 00"	50	0	22.6			800a	830a	115a	117a		
<b>777 SERVICE RELIEF BUSES</b>	Wil		Monday-Friday morning peak period				Monday-Friday afternoon peak period																																
<b>Monday to Friday</b>	30-Jul-12						Lift 3 Downsview Stn																																
Service relief buses – Wilson																																							
<b>780 SERVICE RELIEF BUSES</b>	Egl		Monday-Friday afternoon peak period																																				
<b>Monday to Friday</b>	08-Sep-09						Lift 1 Don Mills Station																																
Service relief buses – Eglinton							Lift 1 Eglinton Station																																
Service relief buses – Eglinton							Lift 1 Kennedy Station																																
<b>85 SHEPPARD EAST</b>	Mal	<i>Italicised branch names are for internal use only.</i>																																					
<b>Monday to Friday</b>	04-Sep-12		Monday-Friday morning peak period				Monday-Friday midday				Monday-Friday afternoon peak period				Monday-Friday early evening				Monday-Friday late evening																				
85A Don Mills Stn – Rouge Hill GO Stn								LF	1	26' 00"	105	6	23.1	LF	14	9' 00"	124	2	19.5	LF	9	12' 00"	100	8	24.2	LF	5	20' 00"	90	10	26.8			545a	615a	126a	216a		
85A To Don Mills Stn	40.27	LF	14.5	8' 00"	114	2	21.2						LF	14	9' 00"	124	2	19.5			LF	9	12' 00"	100	8	24.2													
85A To Rouge Hill GO Stn																																							
85C Don Mills Stn – Meadowvale																																							
85A To Don Mills Stn	29.84	LF	11.5	8' 00"	87	5	20.6	LF	13	6' 30"	82	3	21.8	LF	11	9' 00"	99	0	18.1	LF	7	12' 00"	82	2	21.8	LF	4	20' 00"	73	7	24.5			531a	554a	126a	206a		
85 To Meadowvale																																							
Combined/Average			26	4' 00"				14	6' 30"				25	4' 30"						16	6' 00"					9	10' 00"												
85J Sheppard-Yonge Stn – Don Mills Stn																																							
85 To Sheppard-Yonge Stn	12.11	LF	3	15' 00"	40	5	18.2	LF	2	20' 00"	38	2	19.1	LF	3	15' 00"	45	0	16.1	LF	2	20' 00"	35	5	20.8	LF	2	20' 00"	35	5	20.8			625a	605a	205a	202a		
85A To Don Mills Stn																																							
Every 4th 85C operates as a 85A																																							
<b>Saturday</b>	12-May-12		Saturday early morning				Saturday morning				Saturday afternoon				Saturday early evening				Saturday late evening																				
85 Sheppard-Yonge Stn – Meadowvale																																							
85 To Sheppard-Yonge Stn	41.95																				LF	7	17' 00"	117	2	21.5	LF	4	30' 00"	104	16	24.2			752p	801p	123a	215a	
85 To Meadowvale																																							
85A Don Mills Stn – Rouge Hill GO Stn																																							
85A To Don Mills Stn	40.27																				LF	6	17' 00"	93	9	26.0	LF	3	30' 00"	90	0	26.8			754p	630p	130a	215a	
85A To Rouge Hill GO Stn																																							
85D Don Mills Stn – Rouge Hill GO Stn via Toronto Zoo																																							
85A To Don Mills Stn via Toronto Zoo	47.18	LF	1	30' 00"	108	12	26.2	LF	1	30' 00"	108	12	26.2	LF	1	20' 00"	108	2	26.3																				
85A To Rouge Hill GO Stn via Toronto Zoo																																							
85F Don Mills Stn – Toronto Zoo																																							
85A To Don Mills Stn	33.04	LF	12	7' 30"	87	3	22.8	LF	12	7' 30"	87	3	22.8	LF	18	5' 00"	87	3	22.8																				
85B To Toronto Zoo																																							
Combined/Average			13	7' 30"				13	7' 30"				19	5' 00"						13	8' 30"					7	15' 00"												
85J Sheppard-Yonge Stn – Don Mills Stn																																							
85 To Sheppard-Yonge Stn	12.11	LF	2	20' 00"	36	4	20.2	LF	2	20' 00"	36	4	20.2	LF	2	20' 00"	40	0	18.2																				
85A To Don Mills Stn																																							
Every 4th 85F operates as a 85D																																							
Every 4th 85F operates as a 85D																																							
Every 4th 85F operates as a 85D																																							



**TORONTO TRANSIT COMMISSION****SERVICE SUMMARY**

September 2 to October 6, 2012

Route	RT dist (km) and date of last change	Veh type	No. of Veh	Service interval	Run time (min)	Term time (min)	Avg spd (km/h)	Veh type	No. of Veh	Service interval	Run time (min)	Term time (min)	Avg spd (km/h)	Veh type	No. of Veh	Service interval	Run time (min)	Term time (min)	Avg spd (km/h)	Veh type	No. of Veh	Service interval	Run time (min)	Term time (min)	Avg spd (km/h)	Veh type	No. of Veh	Service interval	Run time (min)	Term time (min)	Avg spd (km/h)	First dep NB or WB	First dep SB or EB	Last dep NB or WB	Last dep SB or EB								
<b>75 SHERBOURNE</b>	Wil	<i>75A branch name is for internal use only</i>																																									
<b>Monday to Friday</b>	04-Sep-12	<b>Monday-Friday morning peak period</b>				<b>Monday-Friday midday</b>				<b>Monday-Friday afternoon peak period</b>				<b>Monday-Friday early evening</b>				<b>Monday-Friday late evening</b>																									
75 South Drive – Queens Quay	8.59	LF	6	7' 30"	44	1	11.7	LF	5	9' 00"	45	0	11.5	LF	6	8' 30"	50	1	10.3	LF	2	20' 00"	40	0	12.9											530a	515a	930p	1002p				
75A South Drive & Summerhill – Queens Quay	10.51																			LF	1.5	30' 00"	44	0	14.3										950p	1028p	1250a	1228a					
75A alternates trips with 82 ROSEDALE																																											
<b>Saturday</b>	29-Nov-08	<b>Saturday early morning</b>				<b>Saturday morning</b>				<b>Saturday afternoon</b>				<b>Saturday early evening</b>				<b>Saturday late evening</b>																									
75 South Drive – Queens Quay	8.59	LF	2	15' 00"	30	0	17.2	LF	2	20' 00"	40	0	12.9	LF	4	11' 00"	40	4	12.9																		535a	520a	656p	704p			
75A South Drive & Summerhill – Queens Quay	10.51													LF	1.5	30' 00"	44	0	14.3	LF	1.5	30' 00"	44	0	14.3											720p	728p	1250a	1220a				
75A alternates trips with 82 ROSEDALE																																											
<b>Sunday</b>	23-Nov-08	<b>Sunday morning</b>				<b>Sunday afternoon</b>				<b>Sunday early evening</b>				<b>Sunday late evening</b>																													
75A South Drive & Summerhill – Queens Quay	10.51							LF	1.5	30' 00"	44	0	14.3	LF	1.5	30' 00"	44	0	14.3	LF	1.5	30' 00"	44	0	14.3	LF	1.5	30' 00"	44	0	14.3						850a	832a	1250a	1228a			
75A alternates trips with 82 ROSEDALE																																											
<b>123 SHORNCLIFFE</b>	Qsy	<i>75A branch name is for internal use only</i>																																									
<b>Monday to Friday</b>	07-May-12	<b>Monday-Friday morning peak period</b>				<b>Monday-Friday midday</b>				<b>Monday-Friday afternoon peak period</b>				<b>Monday-Friday early evening</b>				<b>Monday-Friday late evening</b>																									
123 Kipling Stn – Long Branch via East Mall	18.49	LF	3	18' 00"	49	5	22.6	LF	3	18' 00"	48	6	23.1	LF	3	18' 00"	54	0	20.5	LF	2	25' 00"	46	4	24.1	LF	1.5	30' 00"	41	4	27.1						552a	608a	114a	135a			
123A Kipling Stn – Sherway via North Queen	11.41	LF	2	18' 00"	27	9	25.4	LF	2	18' 00"	28	8	24.5	LF	2	18' 00"	32	4	21.4																			552a	557a	559p	539p		
123C Kipling Stn – Long Branch via North Queen	18.61													LF	2	25' 00"	46	4	24.3	LF	1.5	30' 00"	41	4	27.2												614p	557p	1258a	120a			
Combined/Average			5	9' 00"				5	9' 00"				5	9' 00"					4	12' 30"					3	15' 00"																	
<b>Saturday</b>	20-Feb-10	<b>Saturday early morning</b>				<b>Saturday morning</b>				<b>Saturday afternoon</b>				<b>Saturday early evening</b>				<b>Saturday late evening</b>																									
123 Kipling Stn – Long Branch via East Mall	18.49	LF	1.5	30' 00"	40	5	27.7	LF		30' 00"	48	5	23.1	LF	2.5	20' 00"	48	2	23.1	LF	1.5	30' 00"	42	3	26.4	LF	1.5	30' 00"	36	9	30.8						540a	600a	104a	110a			
123C Kipling Stn – Long Branch via North Queen	18.61	LF	1.5	30' 00"	40	5	27.9	LF		30' 00"	48	5	23.3	LF	2.5	20' 00"	48	2	23.3	LF	1.5	30' 00"	42	3	26.6	LF	1.5	30' 00"	36	9	31.0						625a	621a	1249a	1255a			
Combined/Average			3	15' 00"				3.5	15' 00"				5	10' 00"					3	15' 00"					3	15' 00"																	
Alternates trips with 111 EAST MALL																																											
<b>Sunday</b>	14-Feb-10	<b>Sunday morning</b>				<b>Sunday afternoon</b>				<b>Sunday early evening</b>				<b>Sunday late evening</b>																													
123 Kipling Stn – Long Branch via East Mall	18.49							LF	2	24' 00"	48	0	23.1	LF	2.5	20' 00"	48	2	23.1	LF	1.5	30' 00"	42	3	26.4	LF	1.5	30' 00"	36	9	30.8						900a	924a	101a	110a			
123C Kipling Stn – Long Branch via North Queen	18.61							LF	2	24' 00"	48	0	23.3	LF	2.5	20' 00"	48	2	23.3	LF	1.5	30' 00"	42	3	26.6	LF	1.5	30' 00"	36	9	31.0						848a	912a	1246a	1255a			
Combined/Average								4	12' 00"				5	10' 00"					3	15' 00"					3	15' 00"																	
<b>115 SILVER HILLS</b>	Wil	<i>75A branch name is for internal use only</i>																																									
<b>Monday to Friday</b>	09-May-11	<b>Monday-Friday morning peak period</b>				<b>Monday-Friday midday</b>				<b>Monday-Friday afternoon peak period</b>				<b>Monday-Friday early evening</b>																													
115 York Mills Stn – Leslie	12.83	LF	2	20' 00"	40	0	19.2	LF	2	20' 00"	40	0	19.2	LF	2	20' 00"	40	0	19.2	LF	1.5	30' 00"	35	3	22.0													639a	620a	1017p	1000p		
Alternates trips with 122 GRAYDON HALL																																											
<b>Saturday</b>	14-May-11	<b>Saturday early morning</b>				<b>Saturday morning</b>				<b>Saturday afternoon</b>				<b>Saturday early evening</b>																													
115 York Mills Stn – Leslie	12.83	LF	1.5	30' 00"	35	2	22.0	LF	1.5	30' 00"	35	3	22.0	LF	1.5	30' 00"	35	3	22.0	LF	1.5	30' 00"	35	3	22.0														627a	610a	1027p	1010p	
Alternates trips with 122 GRAYDON HALL																																											
<b>Sunday</b>	08-May-11	<b>Sunday morning</b>				<b>Sunday afternoon</b>				<b>Sunday early evening</b>																																	
115 York Mills Stn – Leslie	12.83							LF	1.5	30' 00"	35	3	22.0	LF	1.5	30' 00"	35	3	22.0	LF	1.5	30' 00"	35	3	22.0															857a	840a	1027p	1010p
Alternates trips with 122 GRAYDON HALL																																											





**TORONTO TRANSIT COMMISSION**

**SERVICE SUMMARY**

September 2 to October 6, 2012

Route	RT dist (km) and date of last change	Veh type	No. of Veh	Service interval	Run time (min)	Term time (min)	Avg spd (km/h)	Veh type	No. of Veh	Service interval	Run time (min)	Term time (min)	Avg spd (km/h)	Veh type	No. of Veh	Service interval	Run time (min)	Term time (min)	Avg spd (km/h)	Veh type	No. of Veh	Service interval	Run time (min)	Term time (min)	Avg spd (km/h)	Veh type	No. of Veh	Service interval	Run time (min)	Term time (min)	Avg spd (km/h)	First dep NB or WB	First dep SB or EB	Last dep NB or WB	Last dep SB or EB		
<b>403 SOUTH DON MILLS COMMUNITY BUS</b>	W-T																																				
<b>Monday to Friday</b>	2-Sep-12																																				
403 Don Mills Centre – East York Centre								CB	1	60' 00"	60	0		CB	1	60' 00"	60	0															1030a	1000a	430p	500p	
<b>88 SOUTH LEASIDE</b>	W/F																																				
<b>Monday to Friday</b>	04-Sep-12																																				
88 St Clair Stn – Thorncliffe via Wicksteed	13.07	LF	4	12' 00"	48	0	16.3	LF	1.5	30' 00"	40	5	19.6	LF	3.5	15' 00"	48	5	16.3	LF	1.5	30' 00"	40	5	19.6	LF	1	40' 00"	40	0	19.6			550a	610a	1240a	100a
88A St Clair Stn – Thorncliffe via Overlea	13.30	LF	4	12' 00"	48	0	16.6	LF	1.5	30' 00"	40	5	20.0	LF	3.5	15' 00"	48	5	16.6	LF	1.5	30' 00"	40	5	20.0	LF	1	40' 00"	40	0	20.0			620a	630a	1220a	1240a
Combined/Average			8	6' 00"					3	15' 00"					7	7' 30"					3	15' 00"						2	20' 00"								
<b>Saturday</b>	11-Sep-10																																				
88 St Clair Stn – Thorncliffe via Wicksteed	13.07	LF	1	40' 00"	40	0	19.6	LF	1	40' 00"	40	0	19.6	LF	1	40' 00"	40	0	19.6	LF	1	40' 00"	40	0	19.6	LF	1	40' 00"	40	0	19.6			610a	630a	1250a	110a
88A St Clair Stn – Thorncliffe via Overlea	13.30	LF	1	40' 00"	40	0	20.0	LF	1	40' 00"	40	0	20.0	LF	1	40' 00"	40	0	20.0	LF	1	40' 00"	40	0	20.0	LF	1	40' 00"	40	0	20.0			630a	610a	1230a	1250a
Combined/Average			2	20' 00"					2	20' 00"					2	20' 00"					2	20' 00"						2	20' 00"								
<b>Sunday</b>	05-Sep-10																																				
88 St Clair Stn – Thorncliffe via Wicksteed	13.07	LF	1	40' 00"	40	0	19.6	LF	1	40' 00"	40	0	19.6	LF	1	40' 00"	40	0	19.6	LF	1	40' 00"	40	0	19.6	LF	1	40' 00"	40	0	19.6			930a	910a	1250a	110a
88A St Clair Stn – Thorncliffe via Overlea	13.30	LF	1	40' 00"	40	0	20.0	LF	1	40' 00"	40	0	20.0	LF	1	40' 00"	40	0	20.0	LF	1	40' 00"	40	0	20.0	LF	1	40' 00"	40	0	20.0			950a	930a	1230a	1250a
Combined/Average			2	20' 00"					2	20' 00"					2	20' 00"					2	20' 00"						2	20' 00"								
<b>510 SPADINA</b>	Arrow/Egl/Qswy/Wil	Temporary full bus replacement for TTC construction.																																			
<b>Monday to Friday</b>	04-Sep-12																																				
510 Spadina Stn – Queens Quay	8.06	Lift/LF	14	3' 45"	52	1	9.3	Lift/LF	14	4' 00"	53	3	9.1	Lift/LF	19	3' 00"	53	4	9.1	Lift/LF	13	4' 00"	52	0	9.3	Lift/LF	9	5' 20"	48	0	10.1			450a	500a	233a	215a
510 Spadina Stn – King	6.31	Lift/LF	12	3' 45"	43	2	8.8	Lift/LF	12	4' 00"	43	5	8.8	Lift/LF	15	3' 00"	43	2	8.8	Lift/LF	11	4' 00"	43	1	8.8									737a	715a	923p	900p
Combined/Average			26	1' 53"					26	2' 00"					34	1' 30"					24	2' 00"					9	5' 20"									
<b>Saturday</b>	08-Sep-12																																				
510 Spadina Stn – Queens Quay	8.06	Lift/LF	9	5' 20"	48	0	10.1	Lift/LF	12	4' 30"	53	1	9.1	Lift/LF	15	3' 45"	56	1	8.7	Lift/LF	15	3' 45"	56	1	8.7	Lift/LF	10	5' 00"	46	4	10.5			503a	500a	233a	215a
510 Spadina Stn – King	6.31	Lift/LF						Lift/LF	10	4' 30"	43	2	8.8	Lift/LF	13	3' 45"	46	3	8.2															920a	857a	652p	626p
Combined/Average			9	5' 20"					22	2' 15"					28	1' 53"					15	3' 45"					10	5' 00"									
<b>Sunday</b>	02-Sep-12																																				
510 Spadina Stn – Queens Quay	8.06	Lift/LF	4	11' 00"	42	2	11.5	Lift/LF	11	5' 00"	52	3	9.3	Lift/LF	13	4' 00"	52	0	9.3	Lift/LF	13	4' 00"	52	0	9.3	Lift/LF	8	5' 30"	44	0	11.0			518a	500a	233a	215a
510 Spadina Stn – King	6.31	Lift/LF						Lift/LF	9	5' 00"	42	3	9.0	Lift/LF	12	4' 00"	44	4	8.6														919a	856a	654p	632p	
Combined/Average			4	11' 00"					20	2' 30"					25	2' 00"					13	4' 00"					8	5' 30"									
<b>754 STANDBY BUSES</b>	Arw																																				
<b>Monday to Friday</b>	26-Mar-12																																				
Standby buses – Arrow Rd																																					
<b>756 STANDBY BUSES</b>	Bir																																				
<b>Monday to Friday</b>	21-Nov-10																																				
Standby buses – Birchmount		LF	1	Birchmount Garage										LF	2	Birchmount Garage																					

Union Stn-Spadina Stn is NB Spadina Stn-Union Stn is SB



**TORONTO TRANSIT COMMISSION**

**SERVICE SUMMARY**

September 2 to October 6, 2012

Route	RT dist (km) and date of last change	Veh type	No. of Veh	Service interval	Run time (min)	Term time (min)	Avg spd (km/h)	Veh type	No. of Veh	Service interval	Run time (min)	Term time (min)	Avg spd (km/h)	Veh type	No. of Veh	Service interval	Run time (min)	Term time (min)	Avg spd (km/h)	Veh type	No. of Veh	Service interval	Run time (min)	Term time (min)	Avg spd (km/h)	Veh type	No. of Veh	Service interval	Run time (min)	Term time (min)	Avg spd (km/h)	First dep NB or WB	First dep SB or EB	Last dep NB or WB	Last dep SB or EB																									
<b>750 STANDBY BUSES</b>		Egl																																																										
<b>Monday to Friday</b>		04-Jan-10																																																										
Standby – Downtown Gap Bus																																																												
Standby – Downtown Gap Bus																																																												
Standby – Downtown Gap Bus																																																												
		Monday-Friday midday														Monday-Friday afternoon peak period																																												
		LF	1					LF	1					LF	1					LF	1																																							
		LF	1					LF	1					LF	1					LF	1																																							
		LF	1					LF	1					LF	1					LF	1																																							
			3																3																																									
<b>760 STANDBY BUSES</b>		Egl																																																										
<b>Monday to Friday</b>		22-Nov-10																																																										
Standby buses – Eglinton		LF	1																																																									
			1																																																									
<b>757 STANDBY BUSES</b>		Mal																																																										
<b>Monday to Friday</b>		04-Sep-12																																																										
Standby buses – Malvern		Lift	1																			Monday-Friday afternoon peak period																																						
			1																			Lift	1																																					
<b>752 STANDBY BUSES</b>		Qsy																																																										
<b>Monday to Friday</b>		04-Sep-12																																																										
Standby buses – Queensway		See 112 West Mall																																																										
<b>751 STANDBY BUSES</b>		Wil																																																										
<b>Monday to Friday</b>		22-Nov-10																																																										
Standby buses – Wilson		Lift	2																			Monday-Friday afternoon peak period																																						
			2																			Lift	1																																					
<b>535 STANDBY CARS</b>		Ron/Rus	Due to the Queen St. East construction the 2 Afternoon Standby Cars at Russell Car House have been temporarily removed.																																																									
<b>Monday to Friday</b>		07-May-12																																																										
Standby cars																Monday-Friday afternoon peak period														Monday-Friday early evening																														
																	CLR	0																																										
																		0																																										
																	Removed during Queen East construction														CLR										2																			
<b>53 STEELES EAST</b>		Mal																																																										
<b>Monday to Friday</b>		04-Sep-12																																																										
53 Finch Stn – Pharmacy		19.28	Lift	5	12 ' 00 "	60	0	19.3															Lift	6	10 ' 30 "	61	2	19.0																																
53A Finch Stn – Staines		37.31								Lift	1	26 ' 00 "	114	2	19.6															Lift	1	28 ' 20 "	106	13	21.1	Lift	5.5	20 ' 00 "	106	4	21.1																			
53B Finch Stn – Markham Rd		33.36	Lift	8	12 ' 00 "	96	0	20.9	Lift	14	6 ' 30 "	90	1	22.2	Lift	10	10 ' 30 "	104	1	19.2	Lift	16	5 ' 40 "	90	1	22.2	Lift	4.5	20 ' 00 "	82	8	24.4	430a	605a	150a	105a																								
53E Finch Stn – Markham Rd Express		33.36	Lift	21	4 ' 20 "	90	1	22.4															Lift	20	4 ' 45 "	95	0	21.1															612a	643a	901a	831a														
53F Finch Stn – Staines Express		37.31	Lift	1	26 ' 00 "	114	3	19.6															Lift	1	28 ' 30 "	119	5	18.8															251p	259p	653p	657p														
Combined/Average				35	2 ' 31 "					15	6 ' 30 "				37	2 ' 30 "					17	5 ' 40 "					10	10 ' 00 "																																
			53 operates SB via Pharmacy Every 6th 53E operates as 53F							Every 4th 53B operates as 53A							53 operates SB via Victoria Park Every 6th 53E operates as 53F							Every 5th 53B operates as 53A																																				
<b>Saturday</b>		08-Jan-11																																																										
53A Finch Stn – Staines		37.31	Lift	4	27 ' 00 "	102	6	21.9	Lift	1	27 ' 00 "	114	2	19.6	Lift	1	24 ' 00 "	114	3	19.6	Lift	4.5	26 ' 00 "	114	3	19.6	Lift	4	27 ' 00 "	96	12	23.3	608a	605a	131a	1256a																								
53B Finch Stn – Markham Rd		33.36	Lift	3	27 ' 00 "	80	1	25.0	Lift	10	9 ' 00 "	90	0	22.2	Lift	15	6 ' 00 "	90	0	22.2	Lift	3.5	26 ' 00 "	90	1	22.2	Lift	3	27 ' 00 "	80	1	25.0	632a	618a	136a	1245a																								
Combined/Average				7	13 ' 30 "					11	9 ' 00 "				16	6 ' 00 "					8	13 ' 00 "					7	13 ' 30 "																																
			Every 3rd 53B operates as 53A							Every 3rd 53E operates as 53A							Every 4th 53E operates as 53A																																											
<b>Sunday</b>		25-Mar-12																																																										
53A Finch Stn – Staines		37.31	Lift	1	27 ' 00 "	110	7	20.4	Lift	1	27 ' 00 "	110	7	20.4	Lift	1	28 ' 00 "	114	4	19.6	Lift	4.5	26 ' 00 "	112	5	20.0	Lift	4	27 ' 00 "	96	12	23.3	639a	728a	117a	1217a																								
53B Finch Stn – Markham Rd		33.36	Lift	10	9 ' 00 "	86	4	23.3	Lift	10	9 ' 00 "	86	4	23.3	Lift	13	7 ' 00 "	90	1	22.2	Lift	3.5	26 ' 00 "	88	3	22.7	Lift	3	27 ' 00 "	80	1	25.0	700a	719a	111a	1230a																								
Combined/Average				11	9 ' 00 "					11	9 ' 00 "				14	7 ' 00 "					8	13 ' 00 "					7	13 ' 30 "																																
			Every 3rd 53E operates as 53A							Every 3rd 53E operates as 53A							Every 4th 53E operates as 53A																																											



**TORONTO TRANSIT COMMISSION**

**SERVICE SUMMARY**

September 2 to October 6, 2012

Route	RT dist (km) and date of last change	Veh type	No. of Veh	Service interval	Run time (min)	Term time (min)	Avg spd (km/h)	Veh type	No. of Veh	Service interval	Run time (min)	Term time (min)	Avg spd (km/h)	Veh type	No. of Veh	Service interval	Run time (min)	Term time (min)	Avg spd (km/h)	Veh type	No. of Veh	Service interval	Run time (min)	Term time (min)	Avg spd (km/h)	Veh type	No. of Veh	Service interval	Run time (min)	Term time (min)	Avg spd (km/h)	First dep NB or WB	First dep SB or EB	Last dep NB or WB	Last dep SB or EB	
<b>353 STEELES EAST</b>	Mal																																			
<b>Overnight, 7 days a week</b>	04-Sep-05			Monday-Friday overnight						Saturday overnight						Sunday overnight																				
353 Yonge – Middlefield	30.34	Lift	2	30' 00"	48	12	37.9	Lift	2	30' 00"	48	12	37.9	Lift	2	30' 00"	48	12	37.9																	
<b>60 STEELES WEST</b>	Arw																																			
<b>Monday to Friday</b>	04-Sep-12			Monday-Friday morning peak period						Monday-Friday midday						Monday-Friday afternoon peak period																				
60B Finch Stn – Martin Grove	35.97													LF	6	17' 00"	94	8	23.0	LF	4	20' 00"	76	4	28.4							602p	450a 704p	133a	609a 126a	
60C Finch Stn – York University	20.15	LF	10	7' 00"	66	4	18.3	LF	11	6' 30"	65	7	18.6	LF	9.5	7' 30"	70	2	17.3	LF	4	17' 00"	66	2	18.3	LF	3	20' 00"	56	4	21.6		644a 620a	215a	124a	
60D Finch Stn – Highway 27	39.22	LF	18	7' 00"	120	6	19.6	LF	8	13' 00"	102	2	23.1	LF	16.5	7' 30"	120	4	19.6																	
60E Finch Stn – Kipling Express	29.99	LF	7	14' 00"	96	2	18.7						LF	8	12' 00"	96	0	18.7																		
Combined/Average			35	2' 48"					19	4' 20"					34	2' 51"					10	8' 30"						7	10' 00"							
<b>Saturday</b>	18-Feb-11			Saturday early morning						Saturday morning						Saturday afternoon																				
60B Finch Stn – Martin Grove	35.97													LF	4	20' 00"	80	0	27.0	LF	3.5	24' 00"	76	8	28.4						616p	530a 704p	148a	545a 120a		
60C Finch Stn – York University	20.15							LF	4.5	12' 00"	54	0	22.4	LF	5	11' 00"	54	1	22.4	LF	3	20' 00"	54	6	22.4	LF	2.5	24' 00"	50	10	24.2		832a 859a	215a	100a	
60D Finch Stn – Highway 27	39.22	LF	6	15' 00"	88	2	26.7	LF	8.5	12' 00"	92	10	25.6	LF	9	11' 00"	92	7	25.6																	
Combined/Average			6	15' 00"					13	6' 00"					14	5' 30"					7	10' 00"						6	12' 00"							
<b>Sunday</b>	25-Mar-12									Sunday morning						Sunday afternoon																				
60B Finch Stn – Martin Grove	35.97							LF	5.5	16' 00"	84	4	25.7	LF	7	12' 00"	84	0	25.7	LF	3.5	24' 00"	80	4	27.0	LF	3.5	24' 00"	76	8	28.4		740a	827a	105a	132a
60C Finch Stn – York University	20.15							LF	3.5	16' 00"	54	2	22.4	LF	5	12' 00"	54	6	22.4	LF	2.5	24' 00"	54	6	22.4	LF	2.5	24' 00"	50	10	24.2		918a	931a	215a	130a
Combined/Average									9	8' 00"					12	6' 00"					6	12' 00"						6	12' 00"							
<b>124 SUNNYBROOK</b>	Wil																																			
<b>Monday to Friday</b>	04-Sep-12			Monday-Friday morning peak period						Monday-Friday midday						Monday-Friday afternoon peak period																				
124 Lawrence Stn – Sunnybrook Hospital	5.51	LF	4	6' 30"	26	0	12.7	LF	3	8' 00"	22	2	15.0	LF	4	7' 30"	30	0	11.0	LF	1	20' 00"	20	0	16.5	LF	1	20' 00"	20	0	16.5		610a	558a	110a	100a
<b>Saturday</b>	29-Nov-08			Saturday early morning						Saturday morning						Saturday afternoon																				
124 Lawrence Stn – Sunnybrook Hospital	5.51	LF	1	20' 00"	20	0	16.5	LF	1	20' 00"	20	0	16.5	LF	1	20' 00"	20	0	16.5	LF	1	20' 00"	20	0	16.5	LF	1	20' 00"	20	0	16.5		550a	540a	110a	100a
<b>Sunday</b>	08-May-11									Sunday morning						Sunday afternoon																				
124 Lawrence Stn – Sunnybrook Hospital	5.51							LF	1	20' 00"	20	0	16.5	LF	1	20' 00"	20	0	16.5	LF	1	20' 00"	20	0	16.5								750a	740a	1010p	1000p
<b>77 SWANSEA</b>	MtD																																			
<b>Monday to Friday</b>	04-Sep-12			Monday-Friday morning peak period						Monday-Friday midday						Monday-Friday afternoon peak period																				
77 Runnymede Stn-Queensway	6.12	LF	3	10' 00"	26	4	14.1	LF	2	12' 00"	21	3	17.5	LF	2.2	11' 00"	23	2	16.2	LF	1	22' 00"	22	0	16.7	LF	1	20' 00"	15	5	24.5		548a	535a	135a	124a
				Alternates trips with 71 RUNNYMEDE						Alternates trips with 71 RUNNYMEDE						Alternates trips with 71 RUNNYMEDE																				
<b>Saturday</b>	06-Aug-11			Saturday early morning						Saturday morning						Saturday afternoon																				
77 Runnymede Stn-Queensway	6.12	LF	1	20' 00"	15	5	24.5	LF	1	20' 00"	19	1	19.3	LF	1	20' 00"	19	1	19.3	LF	1	20' 00"	18	2	20.4	LF	1	20' 00"	15	5	24.5		610a	619a	135a	124a
<b>Sunday</b>	31-Jul-11									Sunday morning						Sunday afternoon																				
77 Runnymede Stn-Queensway	6.12							LF	1	20' 00"	19	1	19.3	LF	1	20' 00"	19	1	19.3	LF	1	20' 00"	17	3	21.6	LF	1	20' 00"	15	5	24.5		854a	840a	112a	124a



**SERVICE SUMMARY**

September 2 to October 6, 2012

Route	RT dist (km) and date of last change	Veh type	No. of Veh	Service interval	Run time (min)	Term time (min)	Avg spd (km/h)	Veh type	No. of Veh	Service interval	Run time (min)	Term time (min)	Avg spd (km/h)	Veh type	No. of Veh	Service interval	Run time (min)	Term time (min)	Avg spd (km/h)	Veh type	No. of Veh	Service interval	Run time (min)	Term time (min)	Avg spd (km/h)	Veh type	No. of Veh	Service interval	Run time (min)	Term time (min)	Avg spd (km/h)	First dep NB or WB	First dep SB or EB	Last dep NB or WB	Last dep SB or EB		
<b>168 SYMINGTON</b>		Qsy																																			
<b>Monday to Friday</b>		04-Sep-12																																			
		Monday-Friday morning peak period							Monday-Friday midday							Monday-Friday afternoon peak period							Monday-Friday early evening							Monday-Friday late evening							
168 Dundas West Stn – Weston Rd	9.59	LF	9	4 ' 30 "	38	3	15.1	LF	5	8 ' 00 "	38	2	15.1	LF	7	6 ' 20 "	44	1	13.1	LF	4	10 ' 00 "	36	4	16.0	LF	3	12 ' 00 "	30	6	19.2	442a	450a	200a	145a		
<b>Saturday</b>		08-Sep-12																																			
		Saturday early morning							Saturday morning							Saturday afternoon							Saturday early evening							Saturday late evening							
168 Dundas West Stn – Weston Rd	9.59	LF	3	10 ' 40 "	30	2	19.2	LF	5	10 ' 00 "	48	2	12.0	LF	6	8 ' 30 "	48	3	12.0	LF	3	12 ' 00 "	33	3	17.4	LF	3	12 ' 00 "	30	6	19.2	442a	451a	200a	145a		
<b>Sunday</b>		02-Sep-12																																			
		Sunday early morning							Sunday morning							Sunday afternoon							Sunday early evening							Sunday late evening							
168 Dundas West Stn – Weston Rd	9.59	LF	2	20 ' 00 "	34	6	16.9	LF	4	10 ' 00 "	38	2	15.1	LF	5	9 ' 00 "	43	2	13.4	LF	3	12 ' 00 "	33	3	17.4	LF	3	12 ' 00 "	30	6	19.2	640a	643a	200a	145a		
<b>81 THORNCLIFFE PARK</b>		Bir																																			
<b>Monday to Friday</b>		04-Sep-12																																			
		Monday-Friday morning peak period							Monday-Friday midday							Monday-Friday afternoon peak period							Monday-Friday early evening							Monday-Friday late evening							
81 Pape Stn – Thorncliffe	8.29	LF	6	4 ' 40 "	28	0	17.8	LF	3	10 ' 00 "	30	0	16.6	LF	4	7 ' 00 "	28	0	17.8	LF	3	10 ' 00 "	30	0	16.6	LF	2	12 ' 00 "	24	0	20.7	525a	510a	120a	111a		
<b>Saturday</b>		25-Jun-05																																			
		Saturday early morning							Saturday morning							Saturday afternoon							Saturday early evening							Saturday late evening							
81 Pape Stn – Thorncliffe	8.29	LF	1	30 ' 00 "	30	0	16.6	LF	4	7 ' 30 "	30	0	16.6	LF	4	7 ' 30 "	30	0	16.6	LF	2	12 ' 00 "	24	0	20.7	LF	2	12 ' 00 "	24	0	20.7	545a	530a	120a	111a		
<b>Sunday</b>		19-Jun-05																																			
		Sunday early morning							Sunday morning							Sunday afternoon							Sunday early evening							Sunday late evening							
81 Pape Stn – Thorncliffe	8.29	LF	1	30 ' 00 "	30	0	16.6	LF	3	10 ' 00 "	30	0	16.6	LF	3	10 ' 00 "	30	0	16.6	LF	2	12 ' 00 "	24	0	20.7	LF	2	12 ' 00 "	24	0	20.7	645a	630a	120a	111a		
<p>Loops clockwise on Thorncliffe Park Drive before 330p, and loops counter-clockwise on Thorncliffe Park Drive after 330p</p>																																					
<b>407 TORONTO REHAB CARDIAC CENTRE COMMUNITY LINK</b>		W-T																																			
<b>Monday to Friday</b>		04-Sep-12																																			
407 Sunnybrook Hospital – Toronto Rehab Rumsey Centre		WT																																			
<p>Number of trips and trip times vary by day of the week (no Saturday, Sunday, or holiday service). See <a href="http://www3.ttc.ca/Routes/index.jsp">http://www3.ttc.ca/Routes/index.jsp</a> for more information.</p>																																					
<b>10 VAN HORNE</b>		Wil																																			
10 Don Mills Stn – Victoria Park		See 169 HUNTINGWOOD																																			
<b>90 VAUGHAN</b>		MtD																																			
<b>Monday to Friday</b>		04-Sep-12																																			
		Monday-Friday morning peak period							Monday-Friday midday							Monday-Friday afternoon peak period							Monday-Friday early evening							Monday-Friday late evening							
90 St Clair West Stn – Eglinton	6.60	LF	3.5	9 ' 20 "	31	2	12.7	LF	3	12 ' 00 "	36	0	11.0	LF	2	12 ' 00 "	24	0	13.7	LF	2	12 ' 00 "	24	0	13.7	LF	2	12 ' 00 "	24	0	16.4	529a	542a	907a	923a		
90A St Clair West Stn – Oakwood	5.47	LF	2.5	9 ' 20 "	23	1	14.4	LF	2	12 ' 00 "	22	2	14.9	LF	2	12 ' 00 "	24	0	13.7	LF	2	12 ' 00 "	24	0	13.7	LF	2	10 ' 00 "	20	0	16.4	328p	334p	616p	622p		
Combined/Average		6							2							5							2							2							
<b>Saturday</b>		26-Jun-10																																			
		Saturday early morning							Saturday morning							Saturday afternoon							Saturday early evening							Saturday late evening							
90A St Clair West Stn – Oakwood	5.47	LF	2	12 ' 00 "	24	0	13.7	LF	3	8 ' 00 "	24	0	13.7	LF	3	8 ' 00 "	24	0	13.7	LF	2	12 ' 00 "	24	0	13.7	LF	1	20 ' 00 "	20	0	16.4	610a	610a	110a	100a		
<b>Sunday</b>		20-Jun-10																																			
		Sunday morning							Sunday afternoon							Sunday early evening							Sunday late evening														
90A St Clair West Stn – Oakwood	5.47	LF	2	12 ' 00 "	24	0	13.7	LF	3	8 ' 00 "	24	0	13.7	LF	2	12 ' 00 "	24	0	13.7	LF	1	20 ' 00 "	20	0	16.4	LF	1	20 ' 00 "	20	0	16.4	830a	842a	110a	100a		



**TORONTO TRANSIT COMMISSION**

**SERVICE SUMMARY**

September 2 to October 6, 2012

Route	RT dist (km) and date of last change	Veh type	No. of Veh	Service interval	Run time (min)	Term time (min)	Avg spd (km/h)	Veh type	No. of Veh	Service interval	Run time (min)	Term time (min)	Avg spd (km/h)	Veh type	No. of Veh	Service interval	Run time (min)	Term time (min)	Avg spd (km/h)	Veh type	No. of Veh	Service interval	Run time (min)	Term time (min)	Avg spd (km/h)	Veh type	No. of Veh	Service interval	Run time (min)	Term time (min)	Avg spd (km/h)	First dep NB or WB	First dep SB or EB	Last dep NB or WB	Last dep SB or EB					
<b>24 VICTORIA PARK</b>	Bir	Service outside Toronto north of Steeles Avenue is provided under contract to York Region																																						
<b>Monday to Friday</b>	04-Sep-12	Monday-Friday morning peak period							Monday-Friday midday							Monday-Friday afternoon peak period							Monday-Friday early evening							Monday-Friday late evening										
24 Victoria Park Stn – Steeles	30.58	LF	18	5 ' 00 "	90	0	20.4	LF	9	10 ' 00 "	90	0	20.4	LF	14	7 ' 00 "	96	2	19.1	LF	9	9 ' 00 "	81	0	22.7	LF	6	12 ' 00 "	70	2	26.2	448a	515a	125a	200a					
24A Victoria Park Stn – Don Mills Stn via Consumers Rd	24.53	LF	7	12 ' 00 "	82	2	17.9	LF	2.5	30 ' 00 "	75	0	19.6	LF	7	13 ' 00 "	87	4	16.9														558a	533a	615p	644p				
24D Victoria Park Stn – Major Mackenzie	57.69							LF	2	30 ' 00 "	145	5	23.9							LF	2	27 ' 00 "	135	0	25.6								900a	1020a	100p	220p				
Combined/Average			25	3 ' 32 "					13.5	7 ' 30 "					21	4 ' 33 "					11	9 ' 00 "						6	12 ' 00 "				700p	805p	924p	1030p				
									Every 3rd 24 operates as a 24D 24A alternates trips with 167 PHARMACY NORTH 24D operates NB through the Highway 7 Industrial area before noon and SB after noon.												Every 3rd 24 operates as a 24D 24D operates SB through the Highway 7 Industrial area.																			
<b>Saturday</b>	31-Mar-12	Saturday early morning							Saturday morning							Saturday afternoon							Saturday early evening							Saturday late evening										
24 Victoria Park Stn – Steeles	30.58	LF	6	15 ' 00 "	84	6	21.8	LF	9	10 ' 00 "	86	4	21.3	LF	11	8 ' 15 "	90	1	20.4	LF	8	10 ' 00 "	80	0	22.9	LF	6	12 ' 00 "	70	2	26.2	521a	538a	124a	159a					
<b>Sunday</b>	25-Mar-12	Sunday early morning							Sunday morning							Sunday afternoon							Sunday early evening							Sunday late evening										
24 Victoria Park Stn – Steeles	30.58	LF	4	20 ' 00 "	80	0	22.9	LF	8	10 ' 00 "	80	0	22.9	LF	12	7 ' 00 "	84	0	21.8	LF	6	13 ' 20 "	80	0	22.9	LF	4	20 ' 00 "	70	10	26.2	717a	757a	116a	153a					
<b>324 VICTORIA PARK</b>	Bir	Service outside Toronto north of Steeles Avenue is provided under contract to York Region																																						
<b>Overnight, 7 days a week</b>	15-Feb-09	Monday-Friday overnight							Saturday overnight							Sunday overnight																								
324 Kingston – Steeles	35.41	LF	2.7	30 ' 00 "	72	9	29.5	LF	2.7	30 ' 00 "	72	9	29.5	LF	2.7	30 ' 00 "	72	9	29.5																					
									Alternates trips with 322 COXWELL														Alternates trips with 322 COXWELL																	
<b>224 VICTORIA PARK NORTH</b>	Egl	Service outside Toronto north of Steeles Avenue is provided under contract to York Region																																						
<b>Monday to Friday</b>	11-Oct-11	Monday-Friday morning peak period							Monday-Friday midday							Monday-Friday afternoon peak period							Monday-Friday early evening																	
224C Don Mills Stn – 14th Avenue	22.80	LF	2	40 ' 00 "	68	12	20.1							LF	2	40 ' 00 "	68	12	20.1																					
224D Don Mills Stn – Elgin Mills	37.45	LF	4	30 ' 00 "	115	5	19.5							LF	4	30 ' 00 "	115	5	19.5																					
Combined/Average			6	17 ' 09 "											6	17 ' 09 "																								
									224D operates NB through the Highway 7 Industrial area and WB/NB on Hillmount.													224D operates SB/EB on Hillmount and SB through the Highway 7 Industrial area.																		
<b>68 WARDEN</b>	Egl	Service outside Toronto north of Steeles Avenue is provided under contract to York Region																																						
<b>Monday to Friday</b>	04-Sep-12	Monday-Friday morning peak period							Monday-Friday midday							Monday-Friday afternoon peak period							Monday-Friday early evening							Monday-Friday late evening										
68 Warden Stn – Steeles	25.06	LF	18	4 ' 15 "	75	2	20.0	LF	7	10 ' 00 "	70	0	21.5	LF	14	6 ' 00 "	81	3	18.6	LF	7	10 ' 00 "	70	0	21.5	LF	3	22 ' 00 "	62	4	24.2	448a	505a	140a	151a					
68B Warden Stn – Major Mackenzie	43.52	LF	2	21 ' 15 "	116	3	22.5	LF	1	40 ' 00 "	104	6	25.1	LF	2	18 ' 00 "	119	1	21.9	LF	1	40 ' 00 "	104	6	25.1															
Combined/Average			20	4 ' 15 "					8	10 ' 00 "					16	6 ' 00 "					8	10 ' 00 "						3	22 ' 00 "											
									Every 5th 68 operates as a 68B														Every 4th 68 operates as a 68B																	
<b>Saturday</b>	08-Sep-12	Saturday early morning							Saturday morning							Saturday afternoon							Saturday early evening							Saturday late evening										
68 Warden Stn – Steeles	25.06	LF	2	33 ' 00 "	65	1	23.1	LF	5	13 ' 00 "	65	0	23.1	LF	8	10 ' 00 "	75	5	20.0	LF	2	34 ' 00 "	66	2	22.8	LF	3	22 ' 00 "	62	4	24.2	602a	546a	129a	200a					
68B Warden Stn – Major Mackenzie	43.52	LF	3	33 ' 00 "	99	0	26.4	LF	1	39 ' 00 "	104	0	25.1	LF	1	40 ' 00 "	114	6	22.9	LF	3	34 ' 00 "	101	1	25.9															
Combined/Average			5	16 ' 30 "					6	13 ' 00 "					9	10 ' 00 "					5	17 ' 00 "						3	22 ' 00 "											
									Every 3rd 68 operates as a 68B														Every 4th 68 operates as a 68B																	
<b>Sunday</b>	15-Feb-09	Sunday early morning							Sunday morning							Sunday afternoon							Sunday early evening							Sunday late evening										
68 Warden Stn – Steeles	25.06	LF	1.5	44 ' 00 "	66	0	22.8	LF	6	12 ' 00 "	72	0	20.9	LF	6	12 ' 00 "	72	0	20.9	LF	1.5	44 ' 00 "	66	0	22.8	LF	3	22 ' 00 "	62	4	24.2	716a	751a	137a	207a					
68B Warden Stn – Major Mackenzie	43.52	LF	2.5	44 ' 00 "	104	6	25.1	LF	1	36 ' 00 "	108	0	24.2	LF	1	36 ' 00 "	108	0	24.2	LF	2.5	44 ' 00 "	104	6	25.1															
Combined/Average			4	22 ' 00 "					7	12 ' 00 "					7	12 ' 00 "					4	22 ' 00 "						3	22 ' 00 "											
									Every 3rd 68 operates as a 68B														Every 3rd 68 operates as a 68B																	

Overnight service north of Sheppard Avenue provided by 324 VICTORIA PARK  
Some early morning trips operate from Warden and Danforth



**TORONTO TRANSIT COMMISSION**

**SERVICE SUMMARY**

September 2 to October 6, 2012

Route	RT dist (km) and date of last change	Veh type	No. of Veh	Service interval	Run time (min)	Term time (min)	Avg spd (km/h)	Veh type	No. of Veh	Service interval	Run time (min)	Term time (min)	Avg spd (km/h)	Veh type	No. of Veh	Service interval	Run time (min)	Term time (min)	Avg spd (km/h)	Veh type	No. of Veh	Service interval	Run time (min)	Term time (min)	Avg spd (km/h)	Veh type	No. of Veh	Service interval	Run time (min)	Term time (min)	Avg spd (km/h)	First dep NB or WB	First dep SB or EB	Last dep NB or WB	Last dep SB or EB				
<b>69 WARDEN SOUTH</b>		Bir																																					
<b>Monday to Friday</b>	13-Feb-12		Monday-Friday morning peak period				Monday-Friday midday				Monday-Friday afternoon peak period				Monday-Friday early evening				Monday-Friday late evening																				
69A Warden Stn – Kingston Rd SB via Warden	6.71	LF	2	12 ' 30 "	25	0	16.1	LF	2	11 ' 00 "	22	0	18.3	LF	1.5	17 ' 20 "	26	0	15.5	LF	1.5	15 ' 00 "	22	1	18.7	LF	1	20 ' 00 "	20	0	20.1	559a	612a	140a	150a				
69B Warden Stn – Kingston Rd SB via Birchmount	6.71	LF	2	12 ' 30 "	25	0	16.1	LF	2	11 ' 00 "	22	0	18.3	LF	1.5	17 ' 20 "	26	0	15.5	LF	1.5	15 ' 00 "	23	0	17.9	LF	1	20 ' 00 "	20	0	20.1	617a	618a	130a	140a				
Combined/Average			4	6 ' 15 "				4	5 ' 30 "				3	8 ' 40 "					3	7 ' 30 "					2	10 ' 00 "													
<b>Saturday</b>	09-Jan-10		Saturday early morning				Saturday morning				Saturday afternoon				Saturday early evening				Saturday late evening																				
69A Warden Stn – Kingston Rd SB via Warden	6.71	LF	1	20 ' 00 "	20	0	20.1	LF	1	20 ' 00 "	20	0	20.1	LF	1	20 ' 00 "	20	0	20.1	LF	1	20 ' 00 "	20	0	20.1	LF	1	20 ' 00 "	20	0	20.1	550a	618a	120a	150a				
69B Warden Stn – Kingston Rd SB via Birchmount	6.71	LF	1	20 ' 00 "	20	0	20.1	LF	1	20 ' 00 "	20	0	20.1	LF	1	20 ' 00 "	20	0	20.1	LF	1	20 ' 00 "	20	0	20.1	LF	1	20 ' 00 "	20	0	20.1	610a	610a	130a	130a				
Combined/Average			2	10 ' 00 "				2	10 ' 00 "				2	10 ' 00 "					2	10 ' 00 "					2	10 ' 00 "													
<b>Sunday</b>	03-Jan-10		Sunday morning				Sunday afternoon				Sunday early evening				Sunday late evening																								
69A Warden Stn – Kingston Rd SB via Warden	6.71	LF	1	20 ' 00 "	20	0	20.1	LF	1	20 ' 00 "	20	0	20.1	LF	1	20 ' 00 "	20	0	20.1	LF	1	20 ' 00 "	20	0	20.1	LF	1	20 ' 00 "	20	0	20.1	900a	850a	140a	150a				
69B Warden Stn – Kingston Rd SB via Birchmount	6.71	LF	1	20 ' 00 "	20	0	20.1	LF	1	20 ' 00 "	20	0	20.1	LF	1	20 ' 00 "	20	0	20.1	LF	1	20 ' 00 "	20	0	20.1	LF	1	20 ' 00 "	20	0	20.1	910a	900a	130a	140a				
Combined/Average			2	10 ' 00 "				2	10 ' 00 "				2	10 ' 00 "					2	10 ' 00 "					2	10 ' 00 "													
<b>55 WARREN PARK</b>		MtD																																					
<b>Monday to Friday</b>	04-Aug-09		Monday-Friday morning peak period				Monday-Friday midday				Monday-Friday afternoon peak period				Monday-Friday early evening				Monday-Friday late evening																				
55 Jane Stn – Warren Park	8.42	LF	1	30 ' 00 "	27	3	18.7	LF	1	30 ' 00 "	27	3	18.7	LF	1	30 ' 00 "	27	3	18.7	LF	1	30 ' 00 "	27	3	18.7	LF	1	30 ' 00 "	27	3	18.7	546a	530a	116a	100a				
<b>Saturday</b>	08-Aug-09		Saturday early morning				Saturday midday				Saturday afternoon				Saturday early evening				Saturday late evening																				
55 Jane Stn – Warren Park	8.42	LF	1	30 ' 00 "	27	3	18.7	LF	1	30 ' 00 "	27	3	18.7	LF	1	30 ' 00 "	27	3	18.7	LF	1	30 ' 00 "	27	3	18.7	LF	1	30 ' 00 "	27	3	18.7	546a	530a	116a	100a				
<b>Sunday</b>	02-Aug-09		Sunday midday				Sunday afternoon				Sunday early evening				Sunday late evening																								
55 Jane Stn – Warren Park	8.42	LF	1	30 ' 00 "	27	3	18.7	LF	1	30 ' 00 "	27	3	18.7	LF	1	30 ' 00 "	27	3	18.7	LF	1	30 ' 00 "	27	3	18.7	LF	1	30 ' 00 "	27	3	18.7	846a	900a	116a	100a				
<b>94 WELLESLEY</b>		MtD																																					
<b>Monday to Friday</b>	04-Sep-12		Monday-Friday morning peak period				Monday-Friday midday				Monday-Friday afternoon peak period				Monday-Friday early evening				Monday-Friday late evening																				
94 Castle Frank Stn – Ossington Stn	12.17	LF	5	12 ' 00 "	60	0	12.2	LF	6	10 ' 00 "	60	0	12.2	LF	4.5	16 ' 00 "	68	4	10.7	LF	4	13 ' 00 "	52	0	14.0	LF	3	15 ' 00 "	45	0	16.2	520a	525a	1252a	115a				
94C Castle Frank Stn – Wellesley Stn	3.91	LF	2	12 ' 00 "	24	0	9.8						LF	1.5	16 ' 00 "	24	0	9.8																					
Combined/Average			7	6 ' 00 "				6	10 ' 00 "				6	8 ' 00 "					4	13 ' 00 "					3	15 ' 00 "													
<b>Saturday</b>	29-Nov-08		Saturday early morning				Saturday morning				Saturday afternoon				Saturday early evening				Saturday late evening																				
94 Castle Frank Stn – Ossington Stn	12.17	LF	3	17 ' 00 "	51	0	14.3	LF	5	12 ' 00 "	60	0	12.2	LF	5	12 ' 00 "	60	0	12.2	LF	3	16 ' 40 "	50	0	14.6	LF	3	15 ' 00 "	45	0	16.2	541a	550a	1237a	100a				
<b>Sunday</b>	08-May-11		Sunday morning				Sunday afternoon				Sunday early evening				Sunday late evening																								
94 Castle Frank Stn – Ossington Stn	12.17							LF	4	13 ' 30 "	54	0	13.5	LF	4	13 ' 30 "	54	0	13.5	LF	3	16 ' 40 "	50	0	14.6														
94C Castle Frank Stn – Wellesley Stn	3.91													LF	1	16 ' 40 "	15	1	15.4																				



**TORONTO TRANSIT COMMISSION**

**SERVICE SUMMARY**

September 2 to October 6, 2012

Route	RT dist (km) and date of last change	Veh type	No. of Veh	Service interval	Run time (min)	Term time (min)	Avg spd (km/h)	Veh type	No. of Veh	Service interval	Run time (min)	Term time (min)	Avg spd (km/h)	Veh type	No. of Veh	Service interval	Run time (min)	Term time (min)	Avg spd (km/h)	Veh type	No. of Veh	Service interval	Run time (min)	Term time (min)	Avg spd (km/h)	Veh type	No. of Veh	Service interval	Run time (min)	Term time (min)	Avg spd (km/h)	First dep NB or WB	First dep SB or EB	Last dep NB or WB	Last dep SB or EB			
<b>112 WEST MALL</b>	Qsy																																					
<b>Monday to Friday</b>	04-Sep-12			Monday-Friday morning peak period						Monday-Friday midday						Monday-Friday afternoon peak period						Monday-Friday early evening						Monday-Friday late evening										
112A Kipling Stn – Eglinton	18.75		<b>1</b>	<b>One Round Trip</b>																																		
112C Kipling Stn – Disco Rd	29.29	LF	<b>6</b>	<b>13 ' 30 "</b>	<b>80</b>	<b>1</b>	22.0	LF	<b>4</b>	<b>20 ' 00 "</b>	<b>70</b>	<b>10</b>	25.1	LF	<b>5</b>	<b>16 ' 00 "</b>	<b>80</b>	<b>0</b>	22.0	LF	<b>4</b>	<b>18 ' 00 "</b>	<b>70</b>	<b>2</b>	25.1	LF	<b>4</b>	<b>18 ' 00 "</b>	<b>66</b>	<b>6</b>	26.6			510a				
112D Kipling Stn – Skymark	20.96	LF	<b>5</b>	<b>13 ' 30 "</b>	<b>62</b>	<b>6</b>	20.3	LF	<b>3</b>	<b>20 ' 00 "</b>	<b>55</b>	<b>5</b>	22.9	LF	<b>4</b>	<b>16 ' 00 "</b>	<b>62</b>	<b>2</b>	20.3																			
Combined/Average			<b>12</b>	<b>6 ' 45 "</b>					<b>7</b>	<b>10 ' 00 "</b>					<b>9</b>	<b>8 ' 00 "</b>					<b>4</b>	<b>18 ' 00 "</b>					<b>4</b>	<b>18 ' 00 "</b>										
<b>89 WESTON</b>	MtD			Running time increase for Metrolinx Georgetown South Corridor railway bridge construction on Weston Road north of St. Phillips.																																		
<b>Monday to Friday</b>	04-Sep-12			Monday-Friday morning peak period						Monday-Friday midday						Monday-Friday afternoon peak period						Monday-Friday early evening						Monday-Friday late evening										
89 Keele Stn – Albion Rd	20.17	LF	<b>16</b>	<b>5 ' 15 "</b>	<b>83</b>	<b>1</b>	14.6	LF	<b>9</b>	<b>8 ' 40 "</b>	<b>75</b>	<b>3</b>	16.1	LF	<b>12</b>	<b>7 ' 30 "</b>	<b>89</b>	<b>1</b>	13.6	LF	<b>9</b>	<b>9 ' 00 "</b>	<b>81</b>	<b>0</b>	14.9	LF	<b>5</b>	<b>12 ' 00 "</b>	<b>56</b>	<b>4</b>	21.6			415a	445a	210a	203a	
<b>Saturday</b>	12-May-12			Saturday early morning						Saturday morning						Saturday afternoon						Saturday early evening						Saturday late evening										
89 Keele Stn – Albion Rd	20.17	LF	<b>4</b>	<b>15 ' 00 "</b>	<b>60</b>	<b>0</b>	20.2	LF	<b>7</b>	<b>11 ' 00 "</b>	<b>71</b>	<b>6</b>	17.0	LF	<b>9</b>	<b>9 ' 00 "</b>	<b>79</b>	<b>2</b>	15.3	LF	<b>5</b>	<b>14 ' 00 "</b>	<b>69</b>	<b>1</b>	17.5	LF	<b>4</b>	<b>15 ' 00 "</b>	<b>56</b>	<b>4</b>	21.6			435a	510a	215a	245a	
<b>Sunday</b>	06-May-12			Sunday early morning						Sunday morning						Sunday afternoon						Sunday early evening						Sunday late evening										
89 Keele Stn – Albion Rd	20.17	LF	<b>4</b>	<b>15 ' 00 "</b>	<b>60</b>	<b>0</b>	20.2	LF	<b>6</b>	<b>12 ' 00 "</b>	<b>66</b>	<b>6</b>	18.3	LF	<b>8</b>	<b>10 ' 00 "</b>	<b>79</b>	<b>1</b>	15.3	LF	<b>4</b>	<b>15 ' 00 "</b>	<b>56</b>	<b>4</b>	21.6	LF	<b>3</b>	<b>20 ' 00 "</b>	<b>56</b>	<b>4</b>	21.6			530a	600a	215a	245a	
<b>165 WESTON RD NORTH</b>	Arw			Service outside Toronto north of Steeles Avenue is provided under contract to York Region																																		
<b>Monday to Friday</b>	04-Sep-12			Monday-Friday morning peak period						Monday-Friday midday						Monday-Friday afternoon peak period						Monday-Friday early evening						Monday-Friday late evening										
165 York Mills Stn – Steeles	36.66	Lift	<b>21</b>	<b>5 ' 10 "</b>	<b>107</b>	<b>2</b>	20.6	Lift	<b>13</b>	<b>8 ' 30 "</b>	<b>108</b>	<b>3</b>	20.4	Lift	<b>16</b>	<b>7 ' 30 "</b>	<b>115</b>	<b>5</b>	19.1	Lift	<b>10</b>	<b>11 ' 00 "</b>	<b>101</b>	<b>9</b>	21.8	Lift	<b>7</b>	<b>13 ' 00 "</b>	<b>89</b>	<b>2</b>	24.7			520a	518a	155a	150a	
165F York Mills Stn – Canada Drive	55.96	Lift	<b>1.5</b>	<b>41 ' 20 "</b>	<b>160</b>	<b>11</b>	21.0							Lift	<b>1.5</b>	<b>45 ' 00 "</b>	<b>177</b>	<b>11</b>	19.0																			
165D York Mills Stn – Major Mackenzie & Highway 400	54.31	Lift	<b>1.5</b>	<b>41 ' 20 "</b>	<b>155</b>	<b>16</b>	21.0	Lift	<b>1</b>	<b>34 ' 00 "</b>	<b>142</b>	<b>3</b>	22.9	Lift	<b>1.5</b>	<b>45 ' 00 "</b>	<b>172</b>	<b>15</b>	18.9	Lift	<b>1</b>	<b>33 ' 00 "</b>	<b>139</b>	<b>4</b>	23.4													
Combined/Average			<b>24</b>	<b>5 ' 10 "</b>					<b>14</b>	<b>8 ' 30 "</b>					<b>19</b>	<b>7 ' 30 "</b>					<b>11</b>	<b>11 ' 00 "</b>					<b>7</b>	<b>13 ' 00 "</b>										
				Every 8th 165 operates as a 165D						Every 4th 165 operates as a 165D						SB 165D/F trips operate via Barmac						Every 3rd 165 operates as a 165D																
				Every 8th 165 operates as a 165F																																		
<b>Saturday</b>	08-Sep-12			Saturday early morning						Saturday morning						Saturday afternoon						Saturday early evening						Saturday late evening										
165 York Mills Stn – Steeles	36.66	Lift	<b>3.5</b>	<b>30 ' 00 "</b>	<b>92</b>	<b>13</b>	23.9	Lift	<b>10</b>	<b>10 ' 30 "</b>	<b>101</b>	<b>4</b>	21.8	Lift	<b>13</b>	<b>8 ' 00 "</b>	<b>101</b>	<b>3</b>	21.8	Lift	<b>5</b>	<b>24 ' 00 "</b>	<b>101</b>	<b>19</b>	21.8	Lift	<b>7</b>	<b>13 ' 30 "</b>	<b>90</b>	<b>5</b>	24.4			547a	537a	200a	209a	
165A York Mills Stn – Canada's Wonderland	59.69							Lift	<b>1</b>	<b>42 ' 00 "</b>	<b>143</b>	<b>5</b>	25.0	Lift	<b>1</b>	<b>40 ' 00 "</b>	<b>143</b>	<b>1</b>	25.0	Lift	<b>6</b>	<b>24 ' 00 "</b>	<b>132</b>	<b>12</b>	27.1													
165D York Mills Stn – Major Mackenzie & Highway 400	54.31	Lift	<b>4.5</b>	<b>30 ' 00 "</b>	<b>120</b>	<b>15</b>	27.2																															
Combined/Average			<b>8</b>	<b>15 ' 00 "</b>					<b>11</b>	<b>10 ' 30 "</b>					<b>14</b>	<b>8 ' 00 "</b>					<b>11</b>	<b>12 ' 00 "</b>					<b>7</b>	<b>13 ' 30 "</b>										
										Every 4th 165 operates as a 165A						Every 5th 165 operates as a 165A																						
<b>Sunday</b>	02-Sep-12			Sunday morning						Sunday afternoon						Sunday early evening						Sunday late evening																
165 York Mills Stn – Steeles	36.66	Lift	<b>10</b>	<b>10 ' 00 "</b>	<b>94</b>	<b>6</b>	23.4	Lift	<b>10</b>	<b>10 ' 00 "</b>	<b>94</b>	<b>6</b>	23.4	Lift	<b>5</b>	<b>18 ' 00 "</b>	<b>87</b>	<b>3</b>	25.3	Lift	<b>3</b>	<b>30 ' 00 "</b>	<b>87</b>	<b>3</b>	25.3													
165A York Mills Stn – Canada's Wonderland	59.69	Lift	<b>1</b>	<b>40 ' 00 "</b>	<b>132</b>	<b>8</b>	27.1	Lift	<b>1</b>	<b>40 ' 00 "</b>	<b>133</b>	<b>7</b>	26.9																									
165D York Mills Stn – Major Mackenzie & Highway 400	54.31																																					
Combined/Average			<b>11</b>	<b>10 ' 00 "</b>					<b>11</b>	<b>10 ' 00 "</b>					<b>5</b>	<b>18 ' 00 "</b>					<b>3</b>	<b>30 ' 00 "</b>																
				Every 4th 165 operates as a 165A						Every 4th 165 operates as a 165A																												



**TORONTO TRANSIT COMMISSION**

**SERVICE SUMMARY**

September 2 to October 6, 2012

Route	RT dist (km) and date of last change	Veh type	No. of Veh	Service interval	Run time (min)	Term time (min)	Avg spd (km/h)	Veh type	No. of Veh	Service interval	Run time (min)	Term time (min)	Avg spd (km/h)	Veh type	No. of Veh	Service interval	Run time (min)	Term time (min)	Avg spd (km/h)	Veh type	No. of Veh	Service interval	Run time (min)	Term time (min)	Avg spd (km/h)	Veh type	No. of Veh	Service interval	Run time (min)	Term time (min)	Avg spd (km/h)	First dep NB or WB	First dep SB or EB	Last dep NB or WB	Last dep SB or EB		
<b>98 WILLOWDALE-SENLAC</b>		Wtl																																			
<b>Monday to Friday</b>		24-Nov-08																																			
		Monday-Friday morning peak period							Monday-Friday midday							Monday-Friday afternoon peak period							Monday-Friday early evening							Monday-Friday late evening							
98 Steeles – Peckham via Sheppard-Yonge Stn	22.06	LF	2.5	30 ' 00 "	75	0	17.7	LF	2	30 ' 00 "	60	0	22.1	LF	2.5	30 ' 00 "	75	0	17.7	LF	2	30 ' 00 "	60	0	22.1	LF	2	30 ' 00 "	60	0	22.1	607a	534a	100a	100a		
98A Sheppard-Yonge Stn – Peckham via Senlac	10.90	LF	1.5	30 ' 00 "	39	6	16.8							LF	1.5	30 ' 00 "	39	6	16.8													540a	534a	911a	914a		
Combined/Average			<b>4</b>	<b>15 ' 00 "</b>					<b>2</b>	<b>30 ' 00 "</b>					<b>4</b>	<b>15 ' 00 "</b>					<b>2</b>	<b>30 ' 00 "</b>					<b>2</b>	<b>30 ' 00 "</b>				<b>2</b>	<b>30 ' 00 "</b>				
<b>Saturday</b>		14-May-11																																			
		Saturday early morning							Saturday morning							Saturday afternoon							Saturday early evening							Saturday late evening							
98 Steeles – Peckham via Sheppard-Yonge Stn	22.06	LF	2	30 ' 00 "	60	0	22.1	LF	2	30 ' 00 "	60	0	22.1	LF	2	30 ' 00 "	60	0	22.1	LF	2	30 ' 00 "	60	0	22.1									600a	600a	1000p	1000p
98A Sheppard-Yonge Stn – Peckham via Senlac	10.90													LF	1	30 ' 00 "	30	0	21.8													1045p	1030p	115a	100a		
<b>Sunday</b>		08-May-11																																			
		Sunday morning							Sunday afternoon							Sunday early evening							Sunday late evening														
98 Steeles – Peckham via Sheppard-Yonge Stn	22.06							LF	2	30 ' 00 "	60	0	22.1	LF	2	30 ' 00 "	60	0	22.1	LF	2	30 ' 00 "	60	0	22.1									830a	830a	1000p	1000p
98A Sheppard-Yonge Stn – Peckham via Senlac	10.90													LF	1	30 ' 00 "	30	0	21.8													1045p	1030p	115a	100a		
Combined/Average																																					
Willowdale to Senlac is SB; Senlac to Willowdale is NB																																					
<b>96 WILSON</b>		Arw																																			
<b>Monday to Friday</b>		04-Sep-12																																			
		Monday-Friday morning peak period							Monday-Friday midday							Monday-Friday afternoon peak period							Monday-Friday early evening							Monday-Friday late evening							
96 York Mills Stn – Humberline & Finch	40.18																																				
96A York Mills Stn – Carrier Dr via Kipling and John Garland	43.63	Lift	6.5	20 ' 00 "	121	9	21.7	Lift	7.5	17 ' 00 "	127	1	20.6	Lift	5.5	24 ' 00 "	128	4	20.5	Lift	5	22 ' 00 "	106	4	24.7	Lift	4	26 ' 00 "	100	4	26.2	524a	557a	105a	1255a		
96B York Mills Stn – Humberline & Albion Rd	43.05	Lift	7	20 ' 00 "	130	10	19.9	Lift	7.5	17 ' 00 "	127	1	20.3	Lift	6	24 ' 00 "	134	10	19.3	Lift	5	22 ' 00 "	108	2	23.9	Lift	4	26 ' 00 "	100	4	25.8	542a	611a	120a	110a		
96C York Mills Stn – Thistledown via Albion Rd	37.03	Lift	4.5	20 ' 00 "	89	1	25.0							Lift	4	24 ' 00 "	96	0	23.1													533a	600a	855a	937a		
96E Wilson Stn – Humber College Express	32.93	Lift	6	14 ' 00 "	84	0	23.5							Lift	5	17 ' 00 "	84	1	23.5													238p	305p	619p	643p		
96G York Mills Stn – Sheppard & Torbarrie	23.82	Lift	4	20 ' 00 "	75	5	19.1							Lift	3.5	24 ' 00 "	84	0	17.0													645a	601a	905a	903a		
96H Wilson Stn – Thistled. via Albion																															306p	317p	618p	641p			
96S to Wilson Stn	25.86							Lift	2	30 ' 00 "	60	0	25.9							Lift	2	30 ' 00 "	60	0	25.9							551a	631a	850a	911a		
96C To Thistledown via Albion																															325p	255p	637p	655p			
Combined/Average			<b>28</b>	<b>3 ' 41 "</b>					<b>17</b>	<b>6 ' 37 "</b>					<b>24</b>	<b>4 ' 26 "</b>					<b>12</b>	<b>8 ' 03 "</b>					<b>8</b>	<b>13 ' 00 "</b>				935a	1005a	235p	235p		
96G operates NB on Clayson and SB on Torbarrie.																																					
96G operates NB on Torbarrie and SB on Clayson.																																					
<b>Saturday</b>		08-Sep-12																																			
		Saturday early morning							Saturday morning							Saturday afternoon							Saturday early evening							Saturday late evening							
96A York Mills Stn – Carrier Dr via Kipling and John Garland	43.63	Lift	3.5	30 ' 00 "	100	5	26.2	Lift	5.5	21 ' 00 "	110	6	23.8													Lift	4	27 ' 00 "	105	3	24.9	525a	450a	1154a	1151a		
96B York Mills Stn – Humberline & Albion Rd	43.05	Lift	3.5	30 ' 00 "	102	3	25.3	Lift	5.5	21 ' 00 "	113	3	22.9	Lift	8	16 ' 00 "	118	10	21.9	Lift	5	24 ' 00 "	112	8	23.1	Lift	4	27 ' 00 "	105	3	24.6	1000p	1028p	109a	135a		
96D York Mills Stn – Carrier Dr & Westmore Dr	45.71													Lift	8	16 ' 00 "	124	4	22.1	Lift	5	24 ' 00 "	118	2	23.2							540a	504a	122a	121a		
96H Wilson Stn – Thistled. via Albion																																					
96S to Wilson Stn	25.86	Lift	2	30 ' 00 "	60	0	25.9	Lift	2	30 ' 00 "	60	0	25.9	Lift	2	30 ' 00 "	60	0	25.9	Lift	2	30 ' 00 "	60	0	25.9							1212p	1211p	936p	953p		
96C To Thistledown via Albion																																540a	610a	940p	940p		
Combined/Average			<b>9</b>	<b>10 ' 00 "</b>					<b>13</b>	<b>7 ' 47 "</b>					<b>18</b>	<b>6 ' 19 "</b>					<b>12</b>	<b>8 ' 34 "</b>					<b>8</b>	<b>13 ' 30 "</b>									







**TORONTO TRANSIT COMMISSION**

**SERVICE SUMMARY**

September 2 to October 6, 2012

Route	RT dist (km) and date of last change	Veh type	No. of Veh	Service interval	Run time (min)	Term time (min)	Avg spd (km/h)	Veh type	No. of Veh	Service interval	Run time (min)	Term time (min)	Avg spd (km/h)	Veh type	No. of Veh	Service interval	Run time (min)	Term time (min)	Avg spd (km/h)	Veh type	No. of Veh	Service interval	Run time (min)	Term time (min)	Avg spd (km/h)	Veh type	No. of Veh	Service interval	Run time (min)	Term time (min)	Avg spd (km/h)	First dep NB or WB	First dep SB or EB	Last dep NB or WB	Last dep SB or EB	
<b>97 YONGE</b>	Wil																																			
<b>Monday to Friday</b>	03-Jan-11			Monday-Friday morning peak period				Monday-Friday midday						Monday-Friday afternoon peak period						Monday-Friday early evening						Monday-Friday late evening										
97 Davisville Stn – Steeles	23.94													LF	2.5	30' 00"	75	0	19.2	LF	2.5	30' 00"	75	0	19.2	LF	2.5	30' 00"	75	0	19.2	700p	609p	1200a	1208a	
97A Davisville Stn – York Mills Stn via Yonge Blvd	12.92	LF	2	30' 00"	48	12	16.2							LF	2	30' 00"	48	12	16.2	LF	1.5	30' 00"	40	5	19.4	LF	1.5	30' 00"	40	5	19.4	545a	621a	915a	851a	
97B Queens Quay – Steeles	36.68	LF	5	30' 00"	150	0	14.7							LF	5	30' 00"	150	0	14.7																	
97C St Clair Stn – Steeles	26.02							LF	3	30' 00"	90	0	17.3																							
97D St Clair Stn – York Mills Stn via Yonge Blvd	15.21							LF	2	30' 00"	60	0	15.2																							
Combined/Average			7	15' 00"				5	15' 00"					7	15' 00"					4	15' 00"					4	15' 00"									
			97B operates via Yonge, Wellington, Bay, Queens Quay and Yonge							97B operates via Yonge, Queens Quay, Bay, Front and Yonge																										
<b>Saturday</b>	08-Jan-11			Saturday early morning				Saturday morning						Saturday afternoon						Saturday early evening						Saturday late evening										
97 Davisville Stn – Steeles	23.94	LF	2.5	30' 00"	75	0	19.2	LF	3	30' 00"	80	10	18.0	LF	3	30' 00"	80	10	18.0	LF	3	30' 00"	80	10	18.0	LF	2.5	30' 00"	75	0	19.2	545a	553a	1245a	1253a	
97A Davisville Stn – York Mills Stn via Yonge Blvd	12.92	LF	1.5	30' 00"	41	4	18.9	LF	2	30' 00"	46	14	16.9	LF	2	30' 00"	46	14	16.9	LF	2	30' 00"	46	14	16.9	LF	1.5	30' 00"	40	5	19.4	600a	555a	106a	121a	
Combined/Average			4	15' 00"				5	15' 00"					5	15' 00"					5	15' 00"					4	15' 00"									
<b>Sunday</b>	05-Sep-10							Sunday morning						Sunday afternoon						Sunday early evening						Sunday late evening										
97 Davisville Stn – Steeles	23.94							LF	3	30' 00"	80	10	18.0	LF	3	30' 00"	80	10	18.0	LF	2.5	30' 00"	75	0	19.2	LF	2.5	30' 00"	75	0	19.2	900a	850a	1200a	1208a	
97A Davisville Stn – York Mills Stn via Yonge Blvd	12.92							LF	2	30' 00"	46	14	16.9	LF	2	30' 00"	46	14	16.9	LF	1.5	30' 00"	36	9	21.5	LF	1.5	30' 00"	40	5	19.4	915a	922a	1215a	1245a	
Combined/Average								5	15' 00"					5	15' 00"					4	15' 00"					4	15' 00"									
Overnight service provided by 320 YONGE																																				
<b>1 YONGE-UNIVERSITY-SPADINA SUBWAY</b>	WilSub/Egl/MtD/Wil	Temporary late evening closure for tunnel liner replacement, Sunday to Friday. Trains replaced by buses north of Eglinton Station after approximately 12:30 a.m.																																		
<b>Monday to Friday</b>	04-Sep-12			Monday-Friday morning peak period				Monday-Friday midday						Monday-Friday afternoon peak period						Monday-Friday early evening						Monday-Friday late evening										
1 Finch Stn – Downsview Stn	60.45	6carHT	25	4' 42"	118	0	30.9	6carHT	32	3' 42"	118	0	30.7	6carHT	47	2' 31"	118	0	30.7	6carHT	30	3' 50"	115	0	31.6	6carHT	23	4' 52"	112	0	32.4	603a	540a	1141p	1215a	
1 Finch Stn – St Clair West Stn	45.06	6carHT	19	4' 42"	89	0	30.3																													
Gap Trains		6carHT	4	Gap Trains										2	Gap Train																					
1 Eglinton Stn – Downsview Stn	43.46																			6carHT	18	4' 52"	88	0	29.8											
1 Eglinton Stn – Finch Stn replacement bus	22.49																			LF	18	3' 00"	54	0	25.0											
Combined/Average			48	2' 21"				32	3' 42"					49	2' 31"					30	3' 50"															
<b>Saturday</b>	06-Sep-08			Saturday early morning				Saturday morning						Saturday afternoon						Saturday early evening						Saturday late evening										
1 Finch Stn – Downsview Stn	60.45	6carHT	23	4' 52"	112	0	32.4	6carHT	28	4' 03"	113	0	32.0	6carHT	28	4' 03"	113	0	32.0	6carHT	23	4' 52"	112	0	32.4	6carHT	23	4' 52"	112	0	32.4	600a	557a	118a	116a	
<b>Sunday</b>	04-Sep-11							Sunday morning						Sunday afternoon						Sunday early evening						Sunday late evening										
1 Finch Stn – Downsview Stn	60.45							6carHT	25	4' 30"	113	0	32.2	6carHT	25	4' 30"	113	0	32.2	6carHT	23	4' 52"	112	0	32.4	6carHT	23	4' 52"	112	0	32.4	900a	857a	1141p	1215a	
1 Eglinton Stn – Downsview Stn	43.46																			6carHT	18	4' 52"	88	0	29.8											
1 Eglinton Stn – Finch Stn replacement bus	22.49																			LF	12	4' 30"	54	0	25.0											
Finch to Downsview is SB; Downsview to Finch is NB																																				



**TORONTO TRANSIT COMMISSION**

**SERVICE SUMMARY**

September 2 to October 6, 2012

Route	RT dist (km) and date of last change	Veh type	No. of Veh	Service interval	Run time (min)	Term time (min)	Avg spd (km/h)	Veh type	No. of Veh	Service interval	Run time (min)	Term time (min)	Avg spd (km/h)	Veh type	No. of Veh	Service interval	Run time (min)	Term time (min)	Avg spd (km/h)	Veh type	No. of Veh	Service interval	Run time (min)	Term time (min)	Avg spd (km/h)	Veh type	No. of Veh	Service interval	Run time (min)	Term time (min)	Avg spd (km/h)	First dep NB or WB	First dep SB or EB	Last dep NB or WB	Last dep SB or EB			
<b>320 YONGE</b>		Egl/MtD /Wil																																				
<b>Overnight, Monday to Friday</b>		07-Sep-10		Monday-Friday overnight 130a-330a							Monday-Friday overnight 330a-600a																											
320 Queens Quay – Steeles	35.97	LF	13	7' 00"	91	0	23.7	LF	6	15' 00"	90	0	24.0																									
320A Queens Quay – York Mills Stn	23.77	LF	9	7' 00"	63	0	22.6																															
				22 3' 30"							6 15' 00"																											
				Additional service operates 500a to 600a																																		
<b>Overnight, Saturday</b>		15-Oct-11		Saturday overnight 130a-330a							Saturday overnight 330a-600a																											
320 Queens Quay – Steeles	35.97	LF	10.5	8' 40"	91	0	23.7	LF	6	15' 00"	90	0	24.0																									
320A Queens Quay – York Mills Stn	23.99	LF	7.5	8' 40"	64	1	22.5																															
				18 4' 20"							6 15' 00"																											
				Additional service operates 500a to 600a																																		
<b>Overnight, Sunday</b>		02-Sep-12		Sunday overnight 130a-330a							Sunday overnight 330a-600a							Sunday morning 600a-900a																				
320 Queens Quay – Steeles	35.97	LF	6	15' 00"	90	0	24.0	LF	6	15' 00"	90	0	24.0	LF	16	6' 00"	96	0	22.5																			
320A Queens Quay – York Mills Stn	23.99													LF	11	6' 00"	64	2	22.5																			
				6 15' 00"							6 15' 00"							27 3' 00"																				
<b>95 YORK MILLS</b>		Mal/Wil																																				
<b>Monday to Friday</b>		04-Sep-12		Monday-Friday morning peak period							Monday-Friday midday							Monday-Friday afternoon peak period							Monday-Friday early evening							Monday-Friday late evening						
95 York Mills Stn – Kingston Rd	42.82	LF	17	8' 00"	130	6	19.8	LF	7	17' 20"	116	6	22.2	LF	11	11' 00"	120	1	21.4	LF	7.5	15' 00"	108	5	23.8	LF	7	14' 00"	94	4	27.3	500a	550a	152a	151a			
95A York Mills Stn – Victoria Pk	15.96	LF	7	8' 00"	54	2	17.7							LF	6	11' 00"	53	13	18.1																			
95B York Mills Stn – of T Scarborough	37.64							LF	6	17' 20"	103	1	21.9							LF	6.5	15' 00"	95	3	23.8													
95E York Mills Stn – of T Scarborough Express	37.64	LF	13	8' 00"	104	0	21.7							LF	10	11' 00"	100	10	22.6																			
Combined/Average				37 2' 40"							13 8' 40"							27 3' 40"							14 7' 30"							7 14' 00"						
<b>Saturday</b>		18-Feb-12		Saturday early morning							Saturday morning							Saturday afternoon							Saturday early evening							Saturday late evening						
95 York Mills Stn – Kingston Rd	42.82	LF	11	10' 00"	108	2	23.8	LF	11	10' 00"	108	2	23.8	LF	13	8' 30"	108	3	23.8	LF	8	12' 30"	100	0	25.7	LF	6	15' 00"	90	0	28.5	605a	600a	130a	1245a			
<b>Sunday</b>		05-Sep-10		Sunday early morning							Sunday morning							Sunday afternoon							Sunday early evening							Sunday late evening						
95 York Mills Stn – Kingston Rd	42.82	LF	10	11' 00"	105	5	24.5	LF	10	11' 00"	105	5	24.5	LF	11	10' 00"	105	5	24.5	LF	6	17' 30"	101	4	25.4	LF	5	18' 00"	90	0	28.5	736a	830a	122a	1250a			
<b>321 YORK MILLS</b>		Mal																																				
<b>Overnight, 7 days a week</b>		02-Aug-09		Monday-Friday overnight							Saturday overnight							Sunday overnight																				
321 York Mills Stn – Finch via Neilson	48.28	LF	3	30' 00"	90	0	32.2	LF	3	30' 00"	90	0	32.2	LF	3	30' 00"	90	0	32.2																			
<b>106 YORK UNIVERSITY</b>		Wil		Running time increase required for construction of the Toronto-York Spadina Subway expansion on Monday-Friday and Saturday.																																		
<b>Monday to Friday</b>		04-Sep-12		Monday-Friday morning peak period							Monday-Friday midday							Monday-Friday afternoon peak period							Monday-Friday early evening							Monday-Friday late evening						
106 Downsview Stn – York University	18.07	LF	9	7' 00"	61	2	17.8	LF	6	10' 00"	57	3	19.0	LF	7	9' 30"	61	6	17.8	LF	4	15' 00"	57	3	19.0	LF	3	18' 00"	50	4	21.7	601a	545a	245a	215a			
<b>Saturday</b>		08-Sep-12		Saturday early morning							Saturday morning							Saturday afternoon							Saturday early evening							Saturday late evening						
106 Downsview Stn – York University	18.07	LF	5	12' 00"	55	5	19.7	LF	5	12' 00"	57	3	19.0	LF	6	10' 00"	57	3	19.0	LF	4	12' 00"	45	3	24.1	LF	3	15' 00"	45	0	24.1	600a	600a	245a	215a			
<b>Sunday</b>		02-Jan-11		Sunday morning							Sunday afternoon							Sunday early evening							Sunday late evening													
106 Downsview Stn – York University	18.07							LF	4	15' 00"	50	10	21.7	LF	5	12' 00"	50	10	21.7	LF	3	15' 00"	45	0	24.1	LF	3	15' 00"	45	0	24.1	915a	845a	145a	1245a			



**TORONTO TRANSIT COMMISSION**

**SERVICE SUMMARY**

September 2 to October 6, 2012

Route	RT dist (km) and date of last change	Veh type	No. of Veh	Service interval	Run time (min)	Term time (min)	Avg spd (km/h)	Veh type	No. of Veh	Service interval	Run time (min)	Term time (min)	Avg spd (km/h)	Veh type	No. of Veh	Service interval	Run time (min)	Term time (min)	Avg spd (km/h)	Veh type	No. of Veh	Service interval	Run time (min)	Term time (min)	Avg spd (km/h)	Veh type	No. of Veh	Service interval	Run time (min)	Term time (min)	Avg spd (km/h)	First dep NB or WB	First dep SB or EB	Last dep NB or WB	Last dep SB or EB	
<b>196 YORK UNIVERSITY ROCKET</b>		Running time increase required for construction of the Toronto-York Spadina Subway expansion on Monday-Friday and Saturday.																																		
<b>Monday to Friday</b>	04-Sep-12	Monday-Friday morning peak period							Monday-Friday midday							Monday-Friday afternoon peak period							Monday-Friday early evening							Monday-Friday late evening						
196A Downsview Stn – York University Express	13.97	LF	20	2 ' 00 "	38	2	22.1	LF	18	2 ' 00 "	36	0	23.3	LF	19	2 ' 00 "	38	0	22.1	LF	12	3 ' 00 "	36	0	23.3	LF	3	11 ' 00 "	32	1	26.2	635a	633a	103a	121a	
196B Sheppard-Yonge Stn – York University, Express via Downsview Stn	23.49	LF	4	6 ' 00 "	60	4	23.5	LF	3	8 ' 00 "	58	2	24.3	LF	4	6 ' 00 "	59	3	23.9	LF	3	9 ' 00 "	58	5	24.3											
Combined/Average			<b>24</b>	<b>2 ' 00 "</b>					<b>21</b>	<b>2 ' 00 "</b>					<b>23</b>	<b>2 ' 00 "</b>					<b>15</b>	<b>3 ' 00 "</b>					<b>3</b>	<b>11 ' 00 "</b>								
Every 3rd 196A operates as a 196B							Every 4th 196A operates as a 196B							Every 3rd 196A operates as a 196B							Every 3rd 196A operates as a 196B															
Buses operate Southbound on Sentinel before Noon, and Northbound on Sentinel after noon Monday to Friday.																																				
<b>Saturday</b>	31-Mar-12	Saturday early morning							Saturday morning							Saturday afternoon							Saturday early evening							Saturday late evening						
196A Downsview Stn – York University Express	13.32	LF	3	12 ' 00 "	34	2	23.5	LF	3	12 ' 00 "	34	2	23.5	LF	4	10 ' 00 "	36	4	22.2	LF	2	15 ' 00 "	30	0	26.6	LF	2	15 ' 00 "	30	0	26.6	645a	702a	215a	230a	
<b>Sunday</b>	02-Jan-11	Sunday morning							Sunday afternoon							Sunday early evening							Sunday late evening													
196A Downsview Stn – York University Express	13.32							LF	2	15 ' 00 "	30	0	26.6	LF	2	15 ' 00 "	30	0	26.6	LF	2	15 ' 00 "	30	0	26.6	LF	2	15 ' 00 "	30	0	26.6	900a	845a	100a	115a	



Summary of vehicles and trains in service

	MONDAY-FRIDAY						SATURDAY						SUNDAY					
	Morning	Midday	After-noon	Early Evening	Late Evening	Over-night	Early Morning	Morning	After-noon	Early Evening	Late Evening	Over-night	Early Morning	Morning	After-noon	Early Evening	Late Evening	Over-night
<b>BUSES</b>																		
<b>Arrow Road Garage</b>																		
12m lift-equipped buses	61	43	60	37	24	0	22	40	42	29	20	0	16	30	30	18	9	0
12m low-floor buses	181	109	170	94	59	9	65	106	109	89	51	9	46	87	88	68	42	9
Total, Arrow Road Garage	242	152	230	131	83	9	87	146	151	118	71	9	62	117	118	86	51	9
<b>Birchmount Garage</b>																		
12m low-floor buses	197	115	181	112	70	10	82	111	113	89	58	8	68	96	97	66	51	6
Total, Birchmount Garage	197	115	181	112	70	10	82	111	113	89	58	8	68	96	97	66	51	6
<b>Eglinton Garage</b>																		
12m low-floor buses	240	118	227	116	64	7	69	118	118	83	50	8	68	91	92	64	49	7
Total, Eglinton Garage	240	118	227	116	64	7	69	118	118	83	50	8	68	91	92	64	49	7
<b>Malvern Garage</b>																		
12m lift-equipped buses	137	57	124	60	37	1	30	58	58	40	21	1	33	50	50	32	25	1
12m low-floor buses	105	65	98	67	43	4	50	64	64	48	32	4	35	53	53	34	25	4
Total, Malvern Garage	242	122	222	127	80	5	80	122	122	88	53	5	68	103	103	66	50	5
<b>Mount Dennis Garage</b>																		
12m low-floor buses	234	132	209	119	80	7	88	143	144	97	64	5	73	114	114	75	52	5
Total, Mount Dennis	234	132	209	119	80	7	88	143	144	97	64	5	73	114	114	75	52	5
<b>Queensway Garage</b>																		
12m low-floor buses	141	91	135	70	47	3	56	81	83	62	39	3	45	63	66	53	35	3
Total, Queensway Garage	141	91	135	70	47	3	56	81	83	62	39	3	45	63	66	53	35	3
<b>Wilson Garage</b>																		
12m lift-equipped buses	50	35	50	29	19	0	23	41	45	27	15	0	11	36	36	15	10	0
12m low-floor buses	193	120	186	92	58	5	69	82	82	63	45	4	64	72	72	53	36	7
Total, Wilson Garage	243	155	236	121	77	5	92	123	127	90	60	4	75	108	108	68	46	7
<b>Total, BUSES</b>																		
12m lift-equipped buses	248	135	234	126	80	1	75	139	145	96	56	1	60	116	116	65	44	1
12m low-floor buses	1291	750	1206	670	421	45	479	705	713	531	339	41	399	576	582	413	290	41
Total, all buses	1539	885	1440	796	501	46	554	844	858	627	395	42	459	692	698	478	334	42

Notes:

**SERVICE OUTSIDE TORONTO**

Service is operated outside Toronto on the following routes:  
160 BATHURST NORTH, 17 BIRCHMOUNT, 105 DUFFERIN NORTH, 37 ISLINGTON, 35 JANE, 107 KEELE NORTH, 58 MALTON, 102 MARKHAM RD, 129 MCCOWAN NORTH, 24 VICTORIA PARK, 224 VICTORIA PARK NORTH, 68 WARDEN and 165 WESTON RD NORTH.

Vehicle numbers include vehicles required for City and/or TTC construction.

	MONDAY-FRIDAY						SATURDAY						SUNDAY					
	Morning	Midday	After-noon	Early Evening	Late Evening	Over-night	Early Morning	Morning	After-noon	Early Evening	Late Evening	Over-night	Early Morning	Morning	After-noon	Early Evening	Late Evening	Over-night
<b>STREETCARS</b>																		
<b>Roncesvalles Carhouse</b>																		
CLRVs	81	61	82	51	34	2	34	58	58	36	29	2	20	35	35	24	19	2
ALRVs	26	17	22	16	11	3	12	22	23	18	12	3	14	24	24	18	16	3
Total, Roncesvalles Carhouse	107	78	104	67	45	5	46	80	81	54	41	5	34	59	59	42	35	5
<b>Russell Carhouse</b>																		
CLRVs	58	39	51	26	14	1	18	31	31	21	17	1	14	26	24	17	13	1
ALRVs	15	15	18	16	11	2	9	17	17	13	11	2	8	15	15	12	9	2
Total, Russell Carhouse	73	54	69	42	25	3	27	48	48	34	28	3	22	41	39	29	22	3
<b>Total, STREETCARS</b>																		
CLRVs	139	100	133	77	48	3	52	89	89	57	46	3	34	61	59	41	32	3
ALRVs	41	32	40	32	22	5	21	39	40	31	23	5	22	39	39	30	25	5
Total, all streetcars	180	132	173	109	70	8	73	128	129	88	69	8	56	100	98	71	57	8
<b>SUBWAY</b>																		
<b>Wilson Carhouse</b>																		
4-car subway trains	4	4	4	4	4	0	4	4	4	4	4	0	0	4	4	4	4	0
6-car subway trains	48	32	49	30	23	0	23	28	28	23	23	0	0	25	25	23	23	0
<b>Greenwood Carhouse</b>																		
6-car subway trains	43	27	40	25	20	0	20	20	21	20	20	0	0	20	20	20	20	0
<b>Total, SUBWAY TRAINS</b>																		
4-car subway trains	4	4	4	4	4	0	4	4	4	4	4	0	0	4	4	4	4	0
6-car subway trains	91	59	89	55	43	0	43	48	49	43	43	0	0	45	45	43	43	0
Total, all subway trains	95	63	93	59	47	0	47	52	53	47	47	0	0	49	49	47	47	0
<b>McCowan Carhouse</b>																		
4-car RT trains	6	4	6	4	4	0	4	4	4	4	4	0	0	4	4	4	4	0

**ARTICULATED STREETCARS (ALRVs)**

Monday to Friday ALRVs are used on 501 QUEEN, some morning peak-period runs on 504 KING  
On Saturdays ALRVs are used on 501 QUEEN  
On Sundays ALRVs are used on 501 QUEEN and, from May to August, on 511 BATHURST.

**Alphabetical list of routes, with route direction and operating division**

**BUSES** ☺

192 Airport Rocket	NS	Qsy
117 Alness	NS	Wil
99 Arrow Rd	NS	Arw
5 Avenue Rd	NS	Wil
61 Avenue Rd North	NS	Wil
7 Bathurst ☿	NS	Wil
160 Bathurst North ☿	NS	Wil
310 Bathurst ☿	NS	Wil
6 Bay	NS	MtD
11 Bayview	NS	Wil
9 Bellamy	NS	Bir
17 Birchmount	NS	Bir
49 Bloor West	EW	Qsy
300 Bloor-Danforth	EW	B/E/MtD/Q
21 Brimley	NS	Bir
8 Broadview	NS	Bir
50 Burnhamthorpe	EW	Qsy
120 Calvington	EW	Arw
126 Christie	NS	MtD
20 Cliffside	EW	Bir
87 Cosburn	EW	Bir
22 Coxwell	NS	Bir
322 Coxwell	NS	Bir
42 Cummer	EW	Wil
113 Danforth	EW	Bir
302 Danforth Rd-McCowan	NS	Bir
127 Davenport	EW	MtD
28 Davisville	EW	Wil
23 Dawes	NS	Bir
25 Don Mills	NS	Egl
303 Don Mills	NS	Egl
108 Downsview	EW	Arw
101 Downsview Park ✨	EW	Arw
142 Downtown/Avenue Rd Express	NS	Wil
143 Downtown/Beach Express	EW	Bir
144 Downtown/Don Valley Express	NS	Egl
145 Downtown/Humber Bay Express	NS	Qsy
141 Downtown/Mt Pleasant Express	NS	MtD
125 Drewry	EW	Wil
29 Dufferin ☿ †	NS	Wil
329 Dufferin ☿	NS	MtD/Wil
105 Dufferin North	NS	Wil
26 Dupont	EW	Qsy
111 East Mall	NS	Qsy
404 East York Community Bus	EW	W-T
34 Eglinton East	EW	Egl
305 Eglinton East	EW	Egl
32 Eglinton West	EW	MtD
307 Eglinton West	EW	MtD
405 Etobicoke Community Bus	EW	W-T
15 Evans	EW	Qsy
193 Exhibition Rocket ✨	NS	Wil

104 Faywood	NS	Wil
39 Finch East †	EW	Mal
308 Finch East	EW	Arw/Mal
36 Finch West ☿	EW	Arw
309 Finch West ☿	EW	Arw/Mal
139 Finch-Don Mills †	NS	Mal
199 Finch Rocket †	EW	Mal
100 Flemingdon Park	NS	Egl
33 Forest Hill	NS	Wil
135 Gerrard	EW	Bir
14 Glencairn	EW	MtD
122 Graydon Hall	EW	Wil
31 Greenwood	NS	Bir
38 Highland Creek	EW	Mal
191 Highway 27 Rocket	NS	Arw
169 Huntingwood	EW	Wil
37 Islington	NS	Arw
311 Islington	NS	Arw
110 Islington South	NS	Qsy
35 Jane ☿	NS	Arw
313 Jane ☿	NS	Arw
83 Jones	NS	Bir
40 Junction	EW	MtD
41 Keele	NS	MtD
107 Keele North †	NS	Wil
43 Kennedy	NS	Egl
12 Kingston Rd	EW	Bir
45 Kipling	NS	Qsy
44 Kipling South	NS	Qsy
30 Lambton	EW	Qsy
47 Lansdowne	NS	MtD
54 Lawrence East	EW	Egl
354 Lawrence East	EW	Egl
400 Lawrence Manor Community Bus	EW	W-T
52 Lawrence West	EW	MtD
352 Lawrence West	EW	MtD
162 Lawrence-Donway	EW	Wil
56 Leaside	NS	Wil
51 Leslie	NS	Wil
64 Main	NS	Bir
58 Malton	EW	MtD
59 Maple Leaf	EW	Arw
102 Markham Rd	NS	Bir
46 Martin Grove	NS	Arw
16 McCowan	NS	Bir
129 McCowan North	NS	Mal
130 Middlefield †	NS	Mal
57 Midland	NS	Bir
132 Milner	EW	Mal
116 Morningside	EW	Egl
62 Mortimer	EW	Bir
171 Mt Dennis	NS	MtD

74 Mt Pleasant	NS	Wil
103 Mt Pleasant North	NS	Wil
133 Neilson	NS	Mal
131 Nugget †	EW	Mal
70 O'Connor	EW	Egl
63 Ossington	NS	MtD
316 Ossington	NS	MtD/Wil
72 Pape	NS	Bir
402 Parkdale Community Bus	NS	W-T
65 Parliament	NS	Bir
67 Pharmacy	NS	Egl
167 Pharmacy North	NS	Bir
66 Prince Edward	NS	Qsy
134 Progress	NS	Mal
80 Queensway	EW	Qsy
109 Ranees	NS	Wil
48 Rathburn	EW	Qsy
161 Rogers Rd	EW	MtD
82 Rosedale	EW	Wil
73 Royal York	NS	Qsy
76 Royal York South	NS	Qsy
71 Runnymede	NS	MtD
86 Scarborough	EW	Egl
190 Scarborough Centre Rocket †	EW	Mal
79 Scarlett Rd	NS	MtD
85 Sheppard East	EW	Mal
385 Sheppard East	EW	Mal
84 Sheppard West	EW	Arw
75 Sherbourne ☿	NS	Wil
123 Shorncliffe	NS	Qsy
115 Silver Hills	EW	Wil
403 South Don Mills Community Bus	NS	W-T
88 South Leaside	EW	Wil
78 St Andrews	EW	Wil
312 St Clair	EW	Arw
53 Steeles East †	EW	Mal
353 Steeles East †	EW	Mal
60 Steeles West	EW	Arw
124 Sunnybrook	EW	Wil
77 Swansea	NS	MtD
168 Symington	NS	Qsy
81 Thorncliffe Park	NS	Bir
407 Toronto Rehab Centre Comm Link	EW	W-T
10 Van Horne	EW	Wil
90 Vaughan	NS	MtD
24 Victoria Park	NS	Bir
324 Victoria Park	NS	Bir
224 Victoria Park North	NS	Egl
68 Warden	NS	Egl
69 Warden South	NS	Bir
55 Warren Park	NS	MtD
94 Wellesley	EW	MtD

112 West Mall	NS	Qsy
89 Weston	NS	MtD
165 Weston Rd North †	EW	Arw
98 Willowdale-Senlac	EW	Wil
96 Wilson †	EW	Arw
319 Wilson	EW	Arw
91 Woodbine	NS	Bir
92 Woodbine South	NS	Bir
97 Yonge	NS	Wil
320 Yonge	NS	Egl/Wil/MtD
95 York Mills	EW	Mal/Wil
321 York Mills	EW	Mal
106 York University	NS	Wil
196 York University Rocket	NS	Wil

**STREETCARS**

511 Bathurst ☿	NS	Ron
506 Carlton ☿	EW	Ron/Rus
306 Carlton ☿	EW	Ron/Rus
502 Downtowner ☿	EW	Rus
505 Dundas ☿	EW	Ron/Rus
509 Harbourfront ☿	EW	Ron
504 King ☿	EW	Ron/Rus
503 Kingston Rd ☿	EW	Rus
508 Lake Shore ☿	EW	Ron
501 Queen ☿	EW	Ron/Rus
301 Queen ☿	EW	Ron/Rus
510 Spadina ☿	NS	Rus
512 St Clair ☿	EW	Ron

**RAPID TRANSIT** ☺

1 Yonge-University-Spadina Subway	NS	WilSub
2 Bloor-Danforth Subway	EW	DanSub
3 Scarborough RT	NS	DanSub
4 Sheppard Subway	EW	WilSub

- ☿ — Transit-priority traffic signals on route
- † — Accessible service using lift-equipped buses
- ✨ — Seasonal, special-event, or temporary construction service

☺ All bus routes are accessible, and use low-floor buses unless otherwise indicated  
 🚲 164 of 170 bus routes are bike rack equipped (all bus routes numbered 5 to 385)

**Numerical list of routes, with route direction and operating division**

**BUSES &**

5 Avenue Rd	NS	Wil
6 Bay	NS	MtD
7 Bathurst	NS	Wil
8 Broadview	NS	Bir
9 Bellamy	NS	Bir
10 Van Horne	EW	Wil
11 Bayview	NS	Wil
12 Kingston Rd	EW	Bir
14 Glencairn	EW	MtD
15 Evans	EW	Qsy
16 McCowan	NS	Bir
17 Birchmount	NS	Bir
20 Cliffside	EW	Bir
21 Brimley	NS	Bir
22 Coxwell	NS	Bir
23 Dawes	NS	Bir
24 Victoria Park	NS	Bir
25 Don Mills	NS	Egl
26 Dupont	EW	Qsy
28 Davisville	EW	Wil
29 Dufferin	NS	Wil
30 Lambton	EW	Qsy
31 Greenwood	NS	Bir
32 Eglinton West	EW	MtD
33 Forest Hill	NS	Wil
34 Eglinton East	EW	Egl
35 Jane	NS	Arw
36 Finch West	EW	Arw
37 Islington	NS	Arw
38 Highland Creek	EW	Mal
39 Finch East	EW	Mal
40 Junction	EW	MtD
41 Keele	NS	MtD
42 Cummer	EW	Wil
43 Kennedy	NS	Egl
44 Kipling South	NS	Qsy
45 Kipling	NS	Qsy
46 Martin Grove	NS	Arw
47 Lansdowne	NS	MtD
48 Rathburn	EW	Qsy
49 Bloor West	EW	Qsy
50 Burnhamthorpe	EW	Qsy
51 Leslie	NS	Wil
52 Lawrence West	EW	MtD
53 Steeles East	EW	Mal
54 Lawrence East	EW	Egl
55 Warren Park	NS	MtD
56 Leaside	NS	Wil
57 Midland	NS	Bir
58 Malton	EW	MtD

59 Maple Leaf	EW	Arw
60 Steeles West	EW	Arw
61 Avenue Rd North	NS	Wil
62 Mortimer	EW	Bir
63 Ossington	NS	MtD
64 Main	NS	Bir
65 Parliament	NS	Bir
66 Prince Edward	NS	Qsy
67 Pharmacy	NS	Egl
68 Warden	NS	Egl
69 Warden South	NS	Bir
70 O'Connor	EW	Egl
71 Runnymede	NS	MtD
72 Pape	NS	Bir
73 Royal York	NS	Qsy
74 Mt Pleasant	NS	Wil
75 Sherbourne	NS	Wil
76 Royal York South	NS	Qsy
77 Swansea	NS	MtD
78 St Andrews	EW	Wil
79 Scarlett Rd	NS	MtD
80 Queensway	EW	Qsy
81 Thorncliffe Park	NS	Bir
82 Rosedale	EW	Wil
83 Jones	NS	Bir
84 Sheppard West	EW	Arw
85 Sheppard East	EW	Mal
86 Scarborough	EW	Egl
87 Cosburn	EW	Bir
88 South Leaside	EW	Wil
89 Weston	NS	MtD
90 Vaughan	NS	MtD
91 Woodbine	NS	Bir
92 Woodbine South	NS	Bir
94 Wellesley	EW	MtD
95 York Mills	EW	Mal/Wil
96 Wilson	EW	Arw
97 Yonge	NS	Wil
98 Willowdale-Senlac	EW	Wil
99 Arrow Rd	NS	Arw
100 Flemingdon Park	NS	Egl
101 Downsview Park	EW	Arw
102 Markham Rd	NS	Bir
103 Mt Pleasant North	NS	Wil
104 Faywood	NS	Wil
105 Dufferin North	NS	Wil
106 York University	NS	Wil
107 Keele North	NS	Wil
108 Downsview	EW	Arw
109 Ranee	NS	Wil
110 Islington South	NS	Qsy

111 East Mall	NS	Qsy
112 West Mall	NS	Qsy
113 Danforth	EW	Bir
115 Silver Hills	EW	Wil
116 Morningside	EW	Egl
117 Alness	NS	Wil
120 Calvington	EW	Arw
122 Graydon Hall	EW	Wil
123 Shorncliffe	NS	Qsy
124 Sunnybrook	EW	Wil
125 Drewry	EW	Wil
126 Christie	NS	MtD
127 Davenport	EW	MtD
129 McCowan North	NS	Mal
130 Middlefield	NS	Mal
131 Nugget	EW	Mal
132 Milner	EW	Mal
133 Neilson	NS	Mal
134 Progress	NS	Mal
135 Gerrard	EW	Bir
139 Finch-Don Mills	EW	Mal
141 Downtown/Mt Pleasant Express	NS	MtD
142 Downtown/Avenue Rd Express	NS	Wil
143 Downtown/Beach Express	EW	Bir
144 Downtown/Don Valley Express	NS	Egl
145 Downtown/Humber Bay Express	NS	Qsy
160 Bathurst North	NS	Wil
161 Rogers Rd	EW	MtD
162 Lawrence-Donway	EW	Wil
165 Weston Rd North	EW	Arw
167 Pharmacy North	NS	Bir
168 Symington	NS	Qsy
169 Huntingwood	EW	Wil
171 Mt Dennis	NS	MtD
190 Scarborough Centre Rocket	EW	Mal
191 Highway 27 Rocket	NS	Arw
192 Airport Rocket	NS	Qsy
193 Exhibition Rocket	NS	Wil
196 York University Rocket	NS	Wil
199 Finch Rocket	EW	Mal
224 Victoria Park North	NS	Egl
300 Bloor-Danforth	EW	B/E/MtD/Q
302 Danforth Rd-McCowan	NS	Bir
303 Don Mills	NS	Egl
305 Eglinton East	EW	Egl
307 Eglinton West	EW	MtD
308 Finch East	EW	Arw/Mal
309 Finch West	EW	Arw/Mal
310 Bathurst	NS	Wil
311 Islington	NS	Arw
312 St Clair	EW	Arw

313 Jane	NS	Arw
316 Ossington	NS	MtD/Wil
319 Wilson	EW	Arw
320 Yonge	NS	Egl/Wil/MtD
321 York Mills	EW	Mal
322 Coxwell	NS	Bir
324 Victoria Park	NS	Bir
329 Dufferin	NS	MtD/Wil
352 Lawrence West	EW	MtD
353 Steeles East	EW	Mal
354 Lawrence East	EW	Egl
385 Sheppard East	EW	Mal
400 Lawrence Manor Community Bus	EW	W-T
402 Parkdale Community Bus	NS	W-T
403 South Don Mills Community Bus	NS	W-T
404 East York Community Bus	EW	W-T
405 Etobicoke Community Bus	EW	W-T
407 Toronto Rehab Centre Comm Link	EW	W-T

**STREETCARS**

301 Queen	EW	Ron/Rus
306 Carlton	EW	Ron/Rus
501 Queen	EW	Ron/Rus
502 Downtowner	EW	Rus
503 Kingston Rd	EW	Rus
504 King	EW	Ron/Rus
505 Dundas	EW	Ron/Rus
506 Carlton	EW	Ron/Rus
508 Lake Shore	EW	Ron
509 Harbourfront	EW	Ron
510 Spadina	NS	Rus
511 Bathurst	NS	Ron
512 St Clair	EW	Ron

**RAPID TRANSIT &**

1 Yonge-University-Spadina Subway	NS	WilSub
2 Bloor-Danforth Subway	EW	DanSub
3 Scarborough RT	NS	DanSub
4 Sheppard Subway	EW	WilSub

- ⚡ — Transit-priority traffic signals on route
- ♿ — Accessible service using lift-equipped buses
- ✦ — Seasonal, special-event, or temporary construction service

♿ All bus routes are accessible, and use low-floor buses unless otherwise indicated

🚲 164 of 170 bus routes are bike rack equipped (all bus routes numbered 5 to 385)

**List of routes by operating division, September 2012**

**ARROW ROAD DIVISION** ㄨ ㄨ ㄨ ㄨ

99 Arrow Rd	NS	Arw
120 Calvington	EW	Arw
108 Downsview	EW	Arw
101 Downsview Park	EW	Arw
36 Finch West	EW	Arw
308 Finch East	EW	Arw/Mal
309 Finch West	EW	Arw/Mal
191 Highway 27 Rocket	NS	Arw
37 Islington	NS	Arw
311 Islington	NS	Arw
35 Jane	NS	Arw
313 Jane	NS	Arw
59 Maple Leaf	EW	Arw
46 Martin Grove	NS	Arw
84 Sheppard West	EW	Arw
312 St Clair	EW	Arw
60 Steeles West	EW	Arw
165 Weston Rd North	EW	Arw
96 Wilson	EW	Arw
319 Wilson	EW	Arw

**BIRCHMOUNT DIVISION** ㄨ ㄨ

9 Bellamy	NS	Bir
17 Birchmount	NS	Bir
300 Bloor-Danforth	EW	B/E/MtD/Q
21 Brimley	NS	Bir
8 Broadview	NS	Bir
20 Cliffside	EW	Bir
87 Cosburn	EW	Bir
22 Coxwell	NS	Bir
322 Coxwell	NS	Bir
113 Danforth	EW	Bir
302 Danforth Rd-McCowan	NS	Bir
23 Dawes	NS	Bir
143 Downtown/Beach Express	EW	Bir
135 Gerrard	EW	Bir
31 Greenwood	NS	Bir
83 Jones	NS	Bir
12 Kingston Rd	EW	Bir
64 Main	NS	Bir
102 Markham Rd	NS	Bir
16 McCowan	NS	Bir
57 Midland	NS	Bir
62 Mortimer	EW	Bir
72 Pape	NS	Bir
65 Parliament	NS	Bir
167 Pharmacy North	NS	Bir
81 Thorncliffe Park	NS	Bir
24 Victoria Park	NS	Bir
324 Victoria Park	NS	Bir
69 Warden South	NS	Bir
91 Woodbine	NS	Bir
92 Woodbine South	NS	Bir

**DANFORTH DIVISION** ㄨ

2 Bloor-Danforth Subway	EW	DanSub
-------------------------	----	--------

3 Scarborough RT	NS	DanSub
------------------	----	--------

**EGLINTON DIVISION** ㄨ ㄨ

300 Bloor-Danforth	EW	B/E/MtD/Q
25 Don Mills	NS	Egl
303 Don Mills	NS	Egl
144 Downtown/Don Valley Express	NS	Egl
34 Eglinton East	EW	Egl
305 Eglinton East	EW	Egl
100 Flemingdon Park	NS	Egl
43 Kennedy	NS	Egl
54 Lawrence East	EW	Egl
354 Lawrence East	EW	Egl
116 Morningside	EW	Egl
70 O'Connor	EW	Egl
67 Pharmacy	NS	Egl
86 Scarborough	EW	Egl
224 Victoria Park North	NS	Egl
68 Warden	NS	Egl
320 Yonge	NS	Egl/Wil/MtD

**MALVERN DIVISION** ㄨ ㄨ ㄨ ㄨ

39 Finch East	EW	Mal
308 Finch East	EW	Arw/Mal
309 Finch West	EW	Arw/Mal
139 Finch-Don Mills	EW	Mal
38 Highland Creek	EW	Mal
129 McCowan North	NS	Mal
130 Middlefield	NS	Mal
132 Milner	EW	Mal
133 Neilson	NS	Mal
131 Nugget	EW	Mal
134 Progress	NS	Mal
190 Scarborough Centre Rocket	EW	Mal
199 Finch Rocket	EW	Mal
85 Sheppard East	EW	Mal
385 Sheppard East	EW	Mal
53 Steeles East	EW	Mal
353 Steeles East	EW	Mal
95 York Mills	EW	Mal/Wil
321 York Mills	EW	Mal

**MOUNT DENNIS DIVISION** ㄨ ㄨ

6 Bay	NS	MtD
300 Bloor-Danforth	EW	B/E/MtD/Q
126 Christie	NS	MtD
127 Davenport	EW	MtD
141 Downtown/Mt Pleasant Express	NS	MtD
329 Dufferin	NS	MtD/Wil
32 Eglinton West	EW	MtD
307 Eglinton West	EW	MtD
14 Glencairn	EW	MtD
40 Junction	EW	MtD
41 Keele	NS	MtD
47 Lansdowne	NS	MtD
52 Lawrence West	EW	MtD
352 Lawrence West	EW	MtD

58 Malton	EW	MtD
171 Mt Dennis	NS	MtD
63 Ossington	NS	MtD
316 Ossington	NS	MtD/Wil
161 Rogers Rd	EW	MtD
71 Runnymede	NS	MtD
79 Scarlett Rd	NS	MtD
77 Swansea	NS	MtD
90 Vaughan	NS	MtD
55 Warren Park	NS	MtD
94 Wellesley	EW	MtD
89 Weston	NS	MtD
320 Yonge	NS	Egl/Wil/MtD

**QUEENSWAY DIVISION** ㄨ ㄨ

192 Airport Rocket	NS	Qsy
49 Bloor West	EW	Qsy
300 Bloor-Danforth	EW	B/E/MtD/Q
50 Burnhamthorpe	EW	Qsy
145 Downtown/Humber Bay Express	NS	Qsy
26 Dupont	EW	Qsy
111 East Mall	NS	Qsy
15 Evans	EW	Qsy
110 Islington South	NS	Qsy
44 Kipling South	NS	Qsy
45 Kipling	NS	Qsy
30 Lambton	EW	Qsy
66 Prince Edward	NS	Qsy
80 Queensway	EW	Qsy
48 Rathburn	EW	Qsy
73 Royal York	NS	Qsy
76 Royal York South	NS	Qsy
123 Shorncliffe	NS	Qsy
168 Symington	NS	Qsy
112 West Mall	NS	Qsy

**RONCESVALLES DIVISION**

511 Bathurst	NS	Ron
506 Carlton	EW	Ron/Rus
306 Carlton	EW	Ron/Rus
505 Dundas	EW	Ron/Rus
509 Harbourfront	EW	Ron
504 King	EW	Ron/Rus
508 Lake Shore	EW	Ron
501 Queen	EW	Ron/Rus
301 Queen	EW	Ron/Rus
512 St Clair	EW	Ron

**RUSSELL DIVISION**

506 Carlton	EW	Ron/Rus
306 Carlton	EW	Ron/Rus
502 Downtowner	EW	Rus
505 Dundas	EW	Ron/Rus
504 King	EW	Ron/Rus
503 Kingston Rd	EW	Rus
501 Queen	EW	Ron/Rus
301 Queen	EW	Ron/Rus

510 Spadina	NS	Rus
-------------	----	-----

**WILSON DIVISION — BUS** ㄨ ㄨ ㄨ ㄨ

117 Alness	NS	Wil
5 Avenue Rd	NS	Wil
61 Avenue Rd North	NS	Wil
7 Bathurst	NS	Wil
160 Bathurst North	NS	Wil
310 Bathurst	NS	Wil
11 Bayview	NS	Wil
42 Cummer	EW	Wil
28 Davisville	EW	Wil
142 Downtown/Avenue Rd Express	NS	Wil
125 Drewry	EW	Wil
29 Dufferin	NS	Wil
105 Dufferin North	NS	Wil
329 Dufferin	NS	MtD/Wil
193 Exhibition Rocket	NS	Wil
104 Faywood	NS	Wil
33 Forest Hill	NS	Wil
122 Graydon Hall	EW	Wil
169 Huntingwood	EW	Wil
107 Keele North	NS	Wil
162 Lawrence-Donway	EW	Wil
56 Leaside	NS	Wil
51 Leslie	NS	Wil
74 Mt Pleasant	NS	Wil
103 Mt Pleasant North	NS	Wil
316 Ossington	NS	MtD/Wil
109 Ranees	NS	Wil
82 Rosedale	EW	Wil
75 Sherbourne	NS	Wil
115 Silver Hills	EW	Wil
88 South Leaside	EW	Wil
78 St Andrews	EW	Wil
124 Sunnybrook	EW	Wil
10 Van Horne	EW	Wil
98 Willowdale-Senlac	EW	Wil
97 Yonge	NS	Wil
320 Yonge	NS	Egl/Wil/MtD
95 York Mills	EW	Mal/Wil
106 York University	NS	Wil
196 York University Rocket	NS	Wil

**WILSON DIVISION — SUBWAY** ㄨ

1 Yonge-University-Spadina Subway	NS	WilSub
4 Sheppard Subway	EW	WilSub




















































**WHEEL-TRANS OPERATIONS** ㄨ

404 East York Community Bus	EW	W-T
400 Lawrence Manor Community Bus	EW	W-T
402 Parkdale Community Bus	NS	W-T
403 South Don Mills Community Bus	NS	W-T
405 Etobicoke Community Bus	EW	W-T
407 Toronto Rehab Centre Comm Link	EW	W-T



























**List of rapid transit stations, with connecting routes**

**1 YONGE-UNIVERSITY-SPADINA SUBWAY**

Finch  & 	36, 39, 42, 53, 60, 97, 125, 199, GO buses, York Region Transit, VIVA, Brampton Transit
North York Centre  & 	97, GO buses
Sheppard-Yonge  & 	4, 84, 85, 97, 98, 196, GO buses
York Mills  & 	78, 95, 96, 97, 115, 122, 165, GO buses
Lawrence 	52, 97, 124, 162
Eglinton  & 	5, 32, 34, 51, 54, 56, 61, 97, 100, 103
Davisville  & 	11, 14, 28, 97
St Clair  & 	74, 88, 97, 512
Summerhill 	97
Rosedale 	82, 97
Bloor-Yonge  & 	2, 97
Wellesley  & 	94, 97
College 	97, 506
Dundas  & 	97, 505
Queen  & 	97, 141, 142, 143, 144, 501, 502
King 	97, 503, 504, 508
Union  & 	6, 72 ✨, 97, 503, 509, 510, GO trains/buses
St Andrew (King Street)  & 	503, 504, 508
Osgoode (Queen Street)  & 	141, 142, 143, 144, 501, 502
St Patrick (Dundas Street) 	142, 505
Queen's Park (College Street)  & 	5, 142, 506
Museum 	5, 94, 142
St George  & 	2, 26
Spadina * 	2, 127, 510
Dupont 	26, 127
St Clair West 	7, 33, 90, 126, 512
Eglinton West  & 	32, 63, 109
Glencairn 	14
Lawrence West  & 	52, 58, 59, 109, 400
Yorkdale 	47, 109, GO buses, York Region Transit
Wilson 	7, 29, 96, 104, 120, 160, 165
Downsview  & 	84, 101 ✨, 105, 106, 107, 108, 117, 196, VIVA










**2 BLOOR-DANFORTH SUBWAY**

Kipling  & 	30, 44, 45, 46, 49, 111, 112, 123, 191, 192, GO trains
Islington 	37, 50, 110, Mississauga Transit
Royal York 	15, 48, 73, 76
Old Mill 	66
Jane  & 	26, 35, 55
Runnymede  & 	71, 77, 79
High Park 	30









Keele 	41, 80, 89
Dundas West  & 	40, 168, 193 ✨, 504, 505, GO trains
Lansdowne 	47
Dufferin 	29, 402
Ossington 	63, 94, 161
Christie 	126
Bathurst  & 	7, 511
Spadina  & * 	1, 127, 510
St George  & 	1, 26
Bay (Yorkville) 	6
Bloor-Yonge  &	1, 97
Sherbourne	75
Castle Frank  &	65, 94
Broadview  &	8, 62, 87, 100, 504, 505
Chester	
Pape	25, 72, 81
Donlands  &	56, 83
Greenwood	31
Coxwell	22, 70
Woodbine	91, 92
Main Street  &	20, 23, 62, 64, 87, 113, 135, 506, GO trains
Victoria Park  &	12, 24, 67, 404
Warden	9, 16, 17, 68, 69, 70, 102, 135
Kennedy  &	3, 12, 20, 21, 34, 43, 57, 86, 113, 116, 131, GO trains



\* No level access to 1 YONGE-UNIVERSITY-SPADINA subway platforms at Spadina Stn

**3 SCARBOROUGH RT**







Kennedy  & 	2, 12, 20, 21, 34, 43, 57, 86, 113, 116, 131, GO trains
Lawrence East  & 	54
Ellesmere 	95
Midland 	57
Scarborough Centre  & 	9, 16, 21, 38, 43, 129, 130, 131, 132, 133, 134, 169, 190, 199, GO buses
McCowan 	9, 134

**4 SHEPPARD SUBWAY**











































Sheppard-Yonge  & 	1, 84, 85, 97, 98, 196, GO buses
Bayview  & 	11, 85
Leslie  & 	51, 85, GO trains
Bessarion  & 	85

Don Mills  & 	10, 24, 25, 85, 139, 167, 169, 190, 224, York Region Transit, VIVA
---	--


510 SPADINA streetcar and 509 HARBOURFRONT streetcar



Spadina 	2, 127, 510
Queens Quay (Ferry Docks) 	6, 97, 509, 510
Union  & 	1, 6, 72, 97, 503, 509, 510, GO trains/buses
Exhibition  & 	29, 509, 511, GO trains



**GO TRAIN STATIONS SERVED BY TTC**

Toronto – Union Station  & 	See Union Station
Long Branch 	110, 123, 501, 508, Mississauga Transit
Mimico 	76
Exhibition  & 	29, 509, 511
Danforth  & 	See Main Street Station
Scarborough  & 	9, 12, 16, 20, 102, 113
Eglinton 	9, 34, 86, 116
Guildwood  & 	86, 116
Rouge Hill  & 	38, 54, 85, Durham Region Transit
Malton  & 	58, Mississauga Transit
Etobicoke North  & 	37, 45, Mississauga Transit
Weston 	52, 58, 59, 79, 89
Bloor 	See Dundas West Station
Maple  & 	107, York Region Transit
Rutherford  & 	107, York Region Transit
York University 	41
Old Cummer 	39, 42, 51
Oriole  & 	4, 10, 51, 85, 115, 169
Kipling 	See Kipling Station
Mount Joy  & 	102, York Region Transit
Markham  & 	102, York Region Transit
Centennial  & 	129, York Region Transit
Milliken  & 	43, 53, 57, York Region Transit
Agincourt  & 	43, 57, 85
Kennedy  & 	See Kennedy Station

 – Elevators to all levels

 – Station fully accessible

 &  – Level access to southbound platform (obstacles may exist at doors)

 &  – Level access from street to accessible buses (obstacles may exist at doors)

✨ – Seasonal, special-event, or temporary construction service

Thirty-one of the TTC's 69 stations are accessible

Toronto Transit Commission  
**List of transit vehicles**

Type	Vehicle number series	Model	Vehicles in service	Garage/ Carhouse	Built	Seats	Length	Track Gauge	Accessible?	Air conditioned?	Fuel/ Propulsion	Manufacturer
Bus	1000-1149	Orion VII	150	Mal, MtD	2006	38	12 m	–	Low floor &	Yes	Diesel-electric	Orion Bus Industries
Bus	1200-1423	Orion VII “Next Gen”	224	Arw, MtD, Wil	2007-2008	36	12 m	–	Low floor &	Yes	Diesel-electric	Daimler Buses North America
Bus	1500-1689	Orion VII “Next Gen”	189	MtD	2008	36	12 m	–	Low floor &	Yes	Diesel-electric	Daimler Buses North America
Bus	1700-1829	Orion VII “Next Gen”	130	Mal, Wil	2009	36	12 m	–	Low floor &	Yes	Diesel-electric	Daimler Buses North America
Bus	7000-7134	Orion V	135	Mal	1996	36	12 m	–	Lift & ♯	Yes	Diesel	Orion Bus Industries
Bus	7200-7251	RTS	52	Arw	1998	39	12 m	–	Lift & ♯	Yes	Diesel	Nova Bus
Bus	7300-7350	D40LF	50	Qsy	1998-1999	35	12 m	–	Low floor &	Yes	Diesel	New Flyer Industries
Bus	7400-7882	Orion VII	482	Bir, Egl	2002-2005	38	12 m	–	Low floor &	Yes	Diesel	Orion Bus Industries
Bus	7900-7979	Orion VII	80	Arw	2006	38	12 m	–	Low floor &	Yes	Diesel	Orion Bus Industries
Bus	8000-8099	Orion VII	100	Qsy	2007	38	12 m	–	Low floor &	Yes	Diesel	DaimlerChrysler CBNA
Bus	8100-8219	Orion VII “Next Gen”	120	Bir, Wil	2010	36	12 m	–	Low floor &	Yes	Diesel	Daimler Buses North America
Bus	8300-8396	Orion VII “Next Gen”	97	Wil	2011-2012	36	12 m	–	Low floor &	Yes	Diesel	Daimler Buses North America
Bus	9400-9449	Orion V	50	Wil	1996	37	12 m	–	Lift & ♯	Yes	Diesel	Orion Bus Industries
Community Bus	9700-9706	Orion II	7	W-T	1991	17	8 m	–	Low floor &	Yes	Diesel	Ontario Bus Industries
Wheel-Trans Bus	9751-9889	ELF	138 <sup>4</sup>	W-T	1999-2003	5	7 m	–	Low floor &	Yes	Diesel	Overland Custom Coach
Wheel-Trans Bus	W100-W209	The Friendly Bus	110 <sup>2</sup>	W-T	2009-2010	8	8 m	–	Low floor &	Yes	Diesel	American Bus Products Inc.
Streetcar	4000-4199	CLRV L-1, L-2	195	Ron, Rus	1977-1981	42-46	15 m	1495 mm	No	1 of 195	Electric	UTDC/SIG/Hawker Siddeley
Streetcar	4200-4251	ALRV L-3	52	Ron, Rus	1987-1989	61	23 m	1495 mm	No	No	Electric	UTDC/Can Car Rail
Streetcar	–	FLEXITY	0 of 189 <sup>1</sup>	–	2012-2018	70	30 m	1495 mm	Low floor &	Yes	Electric	Bombardier Inc.
Light rail car	–	FLEXITY	0 of 183 <sup>3</sup>	–	2013-2020	60	30 m	1435 mm	Low floor &	Yes	Electric	Bombardier Inc.
Rapid transit car	3000-3027	S-1	28	McCowan	1983-1986	30	13 m	1435 mm	Level boarding &	Yes	Electric	UTDC/Metro Canada Ltd.
Subway car	5000-5371	T-1	370	GrnSub/WilSub	1995-2001	66	23 m	1495 mm	Level boarding &	Yes	Electric	Bombardier Inc.
Subway car	5381-6076	Toronto Rocket	420 <sup>2</sup>	WilSub	2009-2013	60-68	23 m	1495 mm	Level boarding &	Yes	Electric	Bombardier Inc.
Subway car	5670-5807	H-5	134 <sup>4</sup>	WilSub	1976-1979	76	23 m	1495 mm	Level boarding &	Yes	Electric	Hawker Siddeley
Subway car	5810-5935	H-6	126	GrnSub	1986-1989	76	23 m	1495 mm	Level boarding &	Yes	Electric	UTDC/Can Car Rail

Updated June 22, 2012. Sources: *Bus Maintenance Department Active Bus Allocation* and *Vehicle Roster Lists – Surface Vehicle Engineering*.

**Abbreviations**

Arw .....	Arrow Road	GrnSub.....	Greenwood Subway	Qsy.....	Queensway	WilSub .....	Wilson Subway
Bir .....	Birchmount	Mal .....	Malvern	Ron.....	Roncesvalles	W-T .....	Wheel-Trans
Egl .....	Eglinton	MtD .....	Mount Dennis	Rus .....	Russell	Wil.....	Wilson Bus

**“Vehicles in service” notes**

1. Approved by Commission for future delivery.
2. Deliveries of new vehicles in progress.
3. Ordered by Metrolinx for future delivery.
4. Retirements of these vehicles in progress.