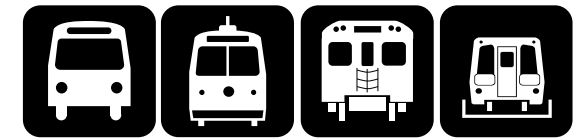


TORONTO TRANSIT COMMISSION



Service Summary

June 17, 2012
to
July 28, 2012

Available Online



SERVICE SUMMARY – Introduction

This is a summary of all transit service operated by the Toronto Transit Commission for the period indicated. All rapid transit, streetcar, bus, and community bus routes and services are listed. The summary identifies the routes, gives the names and destinations, the garage or carhouse from which the service is operated, the characteristics of the service, and the times of the first and last trips on each route. The headway operated on each route is shown, together with the combined or average headway on the route, if more than one branch is operated. The number and type of vehicles operated on the route are listed, as well as the round-trip driving time, the total terminal time, and the average speed of the route (driving time only, not including terminal time).

The first and last trip times shown are the departure times for the first or last trip which covers the entire branch. In some cases, earlier or later trips are operated which cover only part of the routing, and the times for these trips are not shown.

Additional notes are shown for routes which interline with other routes, which are temporarily operating over different routings, or which are temporarily operating with buses instead of streetcars.

Headways are shown in minutes and seconds. Running times and terminal times are shown in minutes. Distances are shown in kilometres, and speeds are shown in kilometres per hour.

The map on the cover is a current map of the TTC route network for the period covered by this summary.

At the end of the document is a summary of the number of vehicles and trains operated, by time period, a list of all TTC routes (in alphabetical order, in numerical order, and grouped by division), a list of all connections at rapid transit stations, and a list of transit vehicles.

This document is available on the ttc.ca Internet web site at:

http://www3.ttc.ca/About_the_TTC/Transit_planning.jsp

and on the internal TTC Intranet (TTC computers only) at:

<http://home.ttc/serviceplanning/> then "Route and System Information"

TTC board periods in 2012

January 8 to February 11, 2012

February 12 to March 24, 2012

March 25 to May 5, 2012

May 6 to June 16, 2012

June 17 to July 28, 2012

July 29 to September 1, 2012

September 2 to October 6, 2012

October 7 to November 17, 2012

November 18 to December 22, 2012

December 23, 2012 to January 5, 2013

Abbreviations

Avg spd..... Average speed (km/h)	NB	Northbound
Dep	SB	Southbound
RT	EB	Eastbound
Term	WB.....	Westbound
Veh type ... Vehicle type	&	Accessible service

Division abbreviations

Arw..... Arrow Road	Mal	Malvern	Rus	Russell
Bir	MtD	Mount Dennis	Wil	Wilson Bus
DanSub	Qsy	Queensway	WilSub	Wilson Subway
Egl	Ron.....	Roncesvalles	W-T	Wheel-Trans

Vehicle abbreviations

6carHT	Six-car train of H- or T- or TR-series 23-metre subway cars
4carT.....	Four-car train of T-series 23-metre subway cars
4carS.....	Four-car train of S-series 13-metre Scarborough RT cars
CLRV	15-metre high-floor streetcar (<i>Canadian Light Rail Vehicle</i>)
ALRV	Articulated 23-metre high-floor streetcar (<i>Articulated Light Rail Vehicle</i>)
LF.....	12-metre low-floor accessible bus (<i>New Flyer D40LF, Orion VII</i>)
Lift	12-metre high-floor lift-equipped accessible bus (<i>Orion V with lift and Nova RTS with lift</i>)
CB	8-metre low-floor accessible Community Bus (<i>Orion II</i>)
WT	7- or 8-metre low-floor accessible Wheel-Trans bus (<i>Elf, Friendly Bus</i>)

Time period definitions

Service is shown by time period. The approximate times for these periods are listed below. Some variation exists between routes, and these times should be used as a guide only.

MONDAY TO FRIDAY		SATURDAY and SUNDAY	
Morning peak period	600a to 900a	Early morning	600a to 800a
Midday	900a to 300p	Morning	800a to 1200noon
Afternoon peak period.....	300p to 700p	Afternoon.....	1200noon to 700p
Early evening	700p to 1000p	Early evening	700p to 1000p
Late evening	1000p to 100a	Late evening	1000p to 100a
Overnight.....	200a to 500a	Overnight	200a to 500a (900a Sundays)

Holiday service in 2012

New Year's Day, Sunday, Jan. 1, 2012	Sunday service	Simcoe Day, Monday, August 6	Holiday service
Monday, January 2, 2012	Holiday service	Labour Day, Monday, September 3	Holiday service
Family Day, Monday, February 20.....	Holiday service	Thanksgiving Day, Monday, Oct. 8	Holiday service
Good Friday, Friday, April 6	Holiday service	Christmas Day, Tuesday, Dec. 25	Sunday service
Victoria Day, Monday, May 21	Holiday service	Boxing Day Wednesday, Dec. 26	Holiday service
Canada Day, Sunday, July 1	Sunday service	New Year's Day, Tuesday, Jan. 1, 2013..	Sunday service
Monday, July 2	Holiday service		

"Holiday service" means that routes which operate on Sundays will operate at the same levels of service as on Sundays, but service will start earlier in the morning, at about the same time as on Saturdays.



SERVICE SUMMARY

June 17 to July 28, 2012

Route	RT dist (km) and date of last change	Veh type	No. of Veh	Service interval	Run time (min)	Term time (min)	Avg spd (km/h)	Veh type	No. of Veh	Service interval	Run time (min)	Term time (min)	Avg spd (km/h)	Veh type	No. of Veh	Service interval	Run time (min)	Term time (min)	Avg spd (km/h)	Veh type	No. of Veh	Service interval	Run time (min)	Term time (min)	Avg spd (km/h)	Veh type	No. of Veh	Service interval	Run time (min)	Term time (min)	Avg spd (km/h)	First dep NB or WB	First dep SB or EB	Last dep NB or WB	Last dep SB or EB		
RAPID TRANSIT SERVICES																																					
2 BLOOR-DANFORTH	DanSub																																				
Monday to Friday	18-Jun-12	Monday-Friday morning peak period							Monday-Friday midday							Monday-Friday afternoon peak period							Monday-Friday early evening							Monday-Friday late evening							
2 Kipling Stn – Kennedy Stn	52.46	6carHT	38	2 ' 40 "	101	0	31.2	6carHT	27	3 ' 50 "	103	0	30.6	6carHT	35	2 ' 52 "	100	0	31.4	6carHT	25	3 ' 58 "	99	0	31.8	6carHT	20	4 ' 52 "	97	0	32.4	546a	541a	131a	131a		
Saturday	19-May-07	Saturday early morning							Saturday morning							Saturday afternoon							Saturday early evening							Saturday late evening							
2 Kipling Stn – Kennedy Stn	52.46	6carHT	20	4 ' 52 "	97	0	32.3	6carHT	20	4 ' 52 "	97	0	32.3	6carHT	21	4 ' 43 "	99	0	31.8	6carHT	20	4 ' 52 "	97	0	32.3	6carHT	20	4 ' 52 "	97	0	32.3	548a	548a	131a	131a		
Sunday	13-May-07	Sunday morning							Sunday afternoon							Sunday early evening							Sunday late evening														
2 Kipling Stn – Kennedy Stn	52.46	6carHT 20 4 ' 52 " 97 0 32.3							6carHT 20 4 ' 52 " 97 0 32.3							6carHT 20 4 ' 52 " 97 0 32.3							6carHT 20 4 ' 52 " 97 0 32.3														
300 BLOOR-DANFORTH	MtD/Bi / Egl/Qsy																																				
Overnight, 7 days a week	18-Jun-12	Monday-Friday overnight							Saturday overnight							Sunday overnight							Sunday morning 600a-900a														
300 West Mall – Warden	50.95	LF	4	30 ' 00 "	120	0	25.5	LF	4	30 ' 00 "	120	0	25.5	LF	4	30 ' 00 "	120	0	25.5	LF	10	12 ' 00 "	120	0	25.5												
300A Pearson Airport – Warden	75.97	LF	5	30 ' 00 "	150	0	30.4	LF	5	30 ' 00 "	150	0	30.4	LF	5	30 ' 00 "	150	0	30.4	LF	13	12 ' 00 "	150	6	30.4												
Combined/Average		9 15 ' 00 "							9 15 ' 00 "							9 15 ' 00 "							23 6 ' 00 "														
3 SCARBOROUGH RT	DanSub																																				
Monday to Friday	06-Sep-11	Monday-Friday morning peak period							Monday-Friday midday							Monday-Friday afternoon peak period							Monday-Friday early evening							Monday-Friday late evening							
3 Kennedy Stn – McCowan Stn	12.81	4carS	6	3 ' 30 "	21	0	36.6	4carS	4	5 ' 30 "	22	0	34.9	4carS	6	3 ' 40 "	22	0	34.9	4carS	4	5 ' 30 "	22	0	34.9	4carS	4	5 ' 30 "	22	0	34.9	545a	601a	120a	135a		
Saturday	10-Sep-11	Saturday early morning							Saturday morning							Saturday afternoon							Saturday early evening							Saturday late evening							
3 Kennedy Stn – McCowan Stn	12.81	4carS	4	5 ' 30 "	22	0	34.9	4carS	4	5 ' 30 "	22	0	34.9	4carS	4	5 ' 30 "	22	0	34.9	4carS	4	5 ' 30 "	22	0	34.9	4carS	4	5 ' 30 "	22	0	34.9	550a	605a	120a	135a		
Sunday	04-Sep-11	Sunday morning							Sunday afternoon							Sunday early evening							Sunday late evening														
3 Kennedy Stn – McCowan Stn	12.81	4carS 4 5 ' 30 " 22 0 34.9							4carS 4 5 ' 30 " 22 0 34.9							4carS 4 5 ' 30 " 22 0 34.9							4carS 4 5 ' 30 " 22 0 34.9							855a 907a 120a 135a					McCowan to Kennedy is WB; Kennedy to McCowan is EB		
4 SHEPPARD SUBWAY	WilSub																																				
Monday to Friday	25-Nov-02	Monday-Friday morning peak period							Monday-Friday midday							Monday-Friday afternoon peak period							Monday-Friday early evening							Monday-Friday late evening							
4 Sheppard-Yonge Stn – Don Mills Stn	10.94	4carT	4	5 ' 30 "	22	0	29.8	4carT	4	5 ' 30 "	22	0	29.8	4carT	4	5 ' 30 "	22	0	29.8	4carT	4	5 ' 30 "	22	0	29.8	4carT	4	5 ' 30 "	22	0	29.8	531a	542a	225a	214a		
Saturday	30-Nov-02	Saturday early morning							Saturday morning							Saturday afternoon							Saturday early evening							Saturday late evening							
4 Sheppard-Yonge Stn – Don Mills Stn	10.94	4carT	4	5 ' 30 "	22	0	29.8	4carT	4	5 ' 30 "	22	0	29.8	4carT	4	5 ' 30 "	22	0	29.8	4carT	4	5 ' 30 "	22	0	29.8	4carT	4	5 ' 30 "	22	0	29.8	547a	558a	225a	214a		
Sunday	24-Nov-02	Sunday morning							Sunday afternoon							Sunday early evening							Sunday late evening														
4 Sheppard-Yonge Stn – Don Mills Stn	10.94	4carT 4 5 ' 30 " 22 0 29.8							4carT 4 5 ' 30 " 22 0 29.8							4carT 4 5 ' 30 " 22 0 29.8							4carT 4 5 ' 30 " 22 0 29.8							849a 900a 225a 214a							



TORONTO TRANSIT COMMISSION

SERVICE SUMMARY

June 17 to July 28, 2012

Route	RT dist (km) and date of last change	Veh type	No. of Veh	Service interval	Run time (min)	Term time (min)	Avg spd (km/h)	Veh type	No. of Veh	Service interval	Run time (min)	Term time (min)	Avg spd (km/h)	Veh type	No. of Veh	Service interval	Run time (min)	Term time (min)	Avg spd (km/h)	Veh type	No. of Veh	Service interval	Run time (min)	Term time (min)	Avg spd (km/h)	Veh type	No. of Veh	Service interval	Run time (min)	Term time (min)	Avg spd (km/h)	First dep NB or WB	First dep SB or EB	Last dep NB or WB	Last dep SB or EB	
1 YONGE-UNIVERSITY-SPADINA SUBWAY																																				
Temporary late evening closure for tunnel liner replacement, Sunday to Friday. Trains replaced by buses north of Eglinton Station after approximately 12:30 a.m.																																				
Monday to Friday 18-Jun-12																																				
Monday-Friday morning peak period																																				
Monday-Friday midday																																				
Monday-Friday afternoon peak period																																				
Monday-Friday early evening																																				
Monday-Friday late evening																																				
1 Finch Stn – Downsview Stn	60.45	6carHT	25	4 ' 42 "	118	0	30.9	6carHT	30	3 ' 56 "	118	0	30.7	6carHT	47	2 ' 31 "	118	0	30.7	6carHT	30	3 ' 50 "	115	0	31.6	6carHT	23	4 ' 52 "	112	0	32.4	603a	540a	1141p	1215a	
1 Finch Stn – St Clair West Stn	45.06	6carHT	19	4 ' 42 "	89	0	30.3																													
Gap Trains		6carHT	2	Gap Trains																																
1 Eglinton Stn – Downsview Stn	43.46																									6carHT	18	4 ' 52 "	88	0	29.8			118a	128a	
1 Eglinton Stn – Finch Stn replacement bus	22.49																									LF	18	3 ' 00 "	54	0	25.0	1213a	1208a	210a	150a	
Combined/Average																																				
46 2 ' 21 " 30 3 ' 56 " 48 2 ' 31 " 30 3 ' 50 "																																				
Saturday 06-Sep-08																																				
Saturday early morning																																				
Saturday morning																																				
Saturday afternoon																																				
Saturday early evening																																				
Saturday late evening																																				
1 Finch Stn – Downsview Stn	60.45	6carHT	23	4 ' 52 "	112	0	32.4	6carHT	28	4 ' 03 "	113	0	32.0	6carHT	28	4 ' 03 "	113	0	32.0	6carHT	23	4 ' 52 "	112	0	32.4	6carHT	23	4 ' 52 "	112	0	32.4	600a	557a	118a	116a	
Sunday 04-Sep-11																																				
Sunday morning																																				
Sunday afternoon																																				
Sunday early evening																																				
Sunday late evening																																				
1 Finch Stn – Downsview Stn	60.45							6carHT	25	4 ' 30 "	113	0	32.2	6carHT	25	4 ' 30 "	113	0	32.2	6carHT	23	4 ' 52 "	112	0	32.4	6carHT	23	4 ' 52 "	112	0	32.4	900a	857a	1141p	1215a	
1 Eglinton Stn – Downsview Stn	43.46																									6carHT	18	4 ' 52 "	88	0	29.8			118a	128a	
1 Eglinton Stn – Finch Stn replacement bus	22.49																									LF	12	4 ' 30 "	54	0	25.0	1213a	1208a	210a	150a	
Finch to Downsview is SB; Downsview to Finch is NB																																				
320 YONGE																																				
Egl/MTD /Wil																																				
Overnight, Monday to Friday 07-Sep-10																																				
Monday-Friday overnight 130a-330a																																				
Monday-Friday overnight 330a-600a																																				
320 Queens Quay – Steeles	35.97	LF	13	7 ' 00 "	91	0	23.7	LF	6	15 ' 00 "	90	0	24.0																							
320A Queens Quay – York Mills Stn	23.77	LF	9	7 ' 00 "	63	0	22.6																													
22 3 ' 30 " 6 15 ' 00 "																																				
Additional service operates 500a to 600a																																				
Overnight, Saturday 11-Sep-10																																				
Saturday overnight 130a-330a																																				
Saturday overnight 330a-600a																																				
320 Queens Quay – Steeles	35.97	LF	10.5	8 ' 40 "	91	0	23.7	LF	6	15 ' 00 "	90	0	24.0																							
320A Queens Quay – York Mills Stn	23.99	LF	7.5	8 ' 40 "	64	1	22.5																													
18 4 ' 20 " 6 15 ' 00 "																																				
Additional service operates 500a to 600a																																				
Overnight, Sunday 05-Sep-10																																				
Sunday overnight 130a-330a																																				
Sunday overnight 330a-600a																																				
Sunday morning 600a-900a																																				
320 Queens Quay – Steeles	35.97	LF	6	15 ' 00 "	90	0	24.0	LF	6	15 ' 00 "	90	0	24.0	LF	3	12 ' 00 "	96	4	22.5																	
320A Queens Quay – York Mills Stn	23.99													LF	16	4 ' 00 "	64	0	22.5																	
6 15 ' 00 " 6 15 ' 00 " 19 4 ' 00 "																																				
Every 3rd bus operates as a 320 to Steeles																																				



SERVICE SUMMARY

June 17 to July 28, 2012

Route	RT dist (km) and date of last change	Veh type	No. of Veh	Service interval	Run time (min)	Term time (min)	Avg spd (km/h)	Veh type	No. of Veh	Service interval	Run time (min)	Term time (min)	Avg spd (km/h)	Veh type	No. of Veh	Service interval	Run time (min)	Term time (min)	Avg spd (km/h)	Veh type	No. of Veh	Service interval	Run time (min)	Term time (min)	Avg spd (km/h)	Veh type	No. of Veh	Service interval	Run time (min)	Term time (min)	Avg spd (km/h)	First dep NB or WB	First dep SB or EB	Last dep NB or WB	Last dep SB or EB			
STREETCAR SERVICES																																						
511 BATHURST	Ron																																					
Monday to Friday	18-Jun-12	Monday-Friday morning peak period							Monday-Friday midday					Monday-Friday afternoon peak period					Monday-Friday early evening					Monday-Friday late evening														
511 Bathurst Stn – Exhibition	9.41	CLRV	14	3' 40"	46	6	12.3	CLRV	14	3' 40"	48	4	11.8	CLRV	15	3' 40"	48	7	11.8	CLRV	10	4' 45"	44	4	12.8	CLRV	8	5' 15"	40	2	14.1	520a	520a	130a	130a			
Saturday	23-Jun-12	Saturday early morning							Saturday morning					Saturday afternoon					Saturday early evening					Saturday late evening														
511 Bathurst Stn – Exhibition	9.41	CLRV	8	5' 15"	42	0	13.4	CLRV	12	4' 15"	46	5	12.3	CLRV	12	4' 15"	46	5	12.3	CLRV	10	5' 00"	43	7	13.1	CLRV	9	5' 00"	40	5	14.1	523a	501a	132a	128a			
Sunday	17-Jun-12	Sunday morning							Sunday afternoon					Sunday early evening					Sunday late evening																			
511 Bathurst Stn – Exhibition	9.41	ALRV	8	6' 00"	45	3	12.5	ALRV	10	5' 00"	45	5	12.5	ALRV	8	5' 15"	40	2	14.1	ALRV	8	5' 15"	40	2	14.1	ALRV	8	5' 15"	40	2	14.1	850a	828a	130a	130a			
Overnight service on Bathurst Street provided by 310 BATHURST																																						
506 CARLTON	Ron/Rus	Due to TTC trackwork on Queen Street at Russell Carhouse, the garage time and routing has been revised.																																				
Monday to Friday	18-Jun-12	Monday-Friday morning peak period							Monday-Friday midday					Monday-Friday afternoon peak period					Monday-Friday early evening					Monday-Friday late evening														
506 High Park – Main Street Stn	29.63	CLRV	30	4' 00"	117	3	15.2	CLRV	24	5' 00"	120	0	14.8	CLRV	25	5' 10"	123	7	14.5	CLRV	15	8' 00"	117	3	15.2	CLRV	11	10' 00"	106	4	16.8	530a	515a	1207a	100a			
Saturday	12-May-12	Saturday early morning							Saturday morning					Saturday afternoon					Saturday early evening					Saturday late evening														
506 High Park – Main Street Stn	29.63	CLRV	14	7' 09"	100	0	17.8	CLRV	16	7' 00"	110	2	16.2	CLRV	19	6' 40"	123	4	14.5	CLRV	13	8' 30"	110	1	16.2	CLRV	11	10' 00"	106	4	16.8	543a	518a	1207a	100a			
Sunday	06-May-12	Sunday early morning							Sunday morning					Sunday afternoon					Sunday early evening					Sunday late evening														
506 High Park – Main Street Stn	29.63	CLRV	9	10' 00"	90	0	19.8	CLRV	12	8' 00"	95	1	18.7	CLRV	16	7' 20"	115	2	15.5	CLRV	10	11' 00"	110	0	16.2	CLRV	9	11' 00"	99	0	18.0	530a	533a	1207a	1256a			
306 CARLTON	Ron/Rus	Due to TTC trackwork on Queen Street at Russell Carhouse, the garage time and routing has been revised.																																				
Overnight, 7 days a week	06-May-12	Monday-Friday overnight							Saturday overnight					Sunday overnight																								
306 Dundas West Stn – Main Street Stn	29.63	CLRV	3	30' 00"	90	0	19.8	CLRV	3	30' 00"	90	0	19.8	CLRV	3	30' 00"	90	0	19.8	CLRV	3	30' 00"	90	0	19.8	CLRV	3	30' 00"	90	0	19.8							
502 DOWNTOWNER and 503 KINGSTON RD	Egl/Mal	Due to TTC trackwork on Queen Street at Russell Carhouse, and City Toronto water main work on Kingston Road, streetcars replaced by buses between Bingham Loop and Broadview. For revised streetcar service on Queen see 501 QUEEN.																																				
Monday to Friday	07-May-12	Monday-Friday morning peak period							Monday-Friday midday					Monday-Friday afternoon peak period																								
502 Broadview – Victoria Park	14.96	Lift / LF	11	5' 30"	56	5	16.0	LF	4	14' 00"	51	5	17.6	Lift / LF	9	6' 30"	55	4	16.3																521a	649a	617p	645p
503 York – Victoria Park		Replaced by 502 DOWNTOWNER Bus and 501 QUEEN Streetcar during construction.																																				
Evening and weekend service on Kingston Road provided by 22 COXWELL. Overnight service on Kingston Road provided by 322 COXWELL.																																						
505 DUNDAS	Ron/Rus																																					
Monday to Friday	18-Jun-12	Monday-Friday morning peak period							Monday-Friday midday					Monday-Friday afternoon peak period					Monday-Friday early evening					Monday-Friday late evening														
505 Dundas West Stn – Broadview Stn	21.47	CLRV	16	6' 15"	94	6	13.7	CLRV	16	6' 30"	96	8	13.4	CLRV	18	6' 00"	100	8	12.9	CLRV	11	8' 00"	83	5	15.5	CLRV	7	12' 00"	78	6	16.5	520a	520a	1253a	1249a			
Saturday	23-Jun-12	Saturday early morning							Saturday morning					Saturday afternoon					Saturday early evening					Saturday late evening														
505 Dundas West Stn – Broadview Stn	21.47	CLRV	9	10' 00"	84	6	15.3	CLRV	16	6' 45"	104	4	12.4	CLRV	21	5' 30"	105	11	12.3	CLRV	8	12' 00"	91	5	14.2	CLRV	6	14' 00"	78	6	16.5	527a	536a	1251a	1251a			
Sunday	17-Jun-12	Sunday early morning							Sunday morning					Sunday afternoon					Sunday early evening					Sunday late evening														
505 Dundas West Stn – Broadview Stn	21.47	CLRV	4	20' 00"	80	0	16.1	CLRV	12	8' 00"	92	4	14.0	CLRV	16	6' 20"	94	8	13.7	CLRV	8	12' 00"	91	5	14.2	CLRV	6	14' 00"	78	6	16.5	530a	530a	1246a	1249a			



TORONTO TRANSIT COMMISSION

SERVICE SUMMARY

June 17 to July 28, 2012

Route	RT dist (km) and date of last change	Veh type	No. of Veh	Service interval	Run time (min)	Term time (min)	Avg spd (km/h)	Veh type	No. of Veh	Service interval	Run time (min)	Term time (min)	Avg spd (km/h)	Veh type	No. of Veh	Service interval	Run time (min)	Term time (min)	Avg spd (km/h)	Veh type	No. of Veh	Service interval	Run time (min)	Term time (min)	Avg spd (km/h)	Veh type	No. of Veh	Service interval	Run time (min)	Term time (min)	Avg spd (km/h)	First dep NB or WB	First dep SB or EB	Last dep NB or WB	Last dep SB or EB				
509 HARBOURFRONT	Rus	Route operated out of Russell Division due to Roncesvalles Yard track work. Increase in running time due to Slow Order between Spadina and Union Station.																																					
Monday to Friday	18-Jun-12	Monday-Friday morning peak period				Monday-Friday midday				Monday-Friday afternoon peak period				Monday-Friday early evening				Monday-Friday late evening																					
509 Exhibition – Union Station	9.30	CLRV	8	6' 00"	48	0	11.6	CLRV	6	7' 40"	46	0	12.1	CLRV	9	5' 20"	48	0	11.6	CLRV	6	7' 30"	44	1	12.7	CLRV	6	7' 30"	42	3	13.3	603a	588a	115a	100a				
509 Spadina – Union Station	4.00	CLRV	5	6' 00"	29	1	8.3	CLRV	4	7' 40"	29	2	8.3	CLRV	6	5' 20"	29	3	8.3	CLRV	4	7' 30"	27	3	8.9	CLRV	3	8' 00"	24	0	10.0	628a	610a	145a	133a				
Combined/Average			13	3' 00"					10	3' 50"					15	2' 40"					10	3' 45"					9	3' 52"											
Saturday	23-Jun-12	Saturday early morning				Saturday morning				Saturday afternoon				Saturday early evening				Saturday late evening																					
509 Exhibition – Union Station	9.30	CLRV	4	10' 00"	40	0	14.0	CLRV	6	8' 00"	48	0	11.6	CLRV	9	5' 20"	48	0	11.6	CLRV	6	7' 30"	44	1	12.7	CLRV	6	7' 30"	42	3	13.3	610a	550a	115a	100a				
509 Spadina – Union Station	4.00	CLRV	2	12' 00"	24	0	10.0	CLRV	4	8' 00"	28	4	8.6	CLRV	6	5' 20"	29	3	8.3	CLRV	4	7' 30"	27	3	8.9	CLRV	3	8' 00"	24	0	10.0	630a	618a	145a	133a				
Combined/Average			6	5' 27"					10	4' 00"					15	2' 40"					10	3' 45"					9	3' 52"											
Sunday	17-Jun-12	Sunday early morning				Sunday morning				Sunday afternoon				Sunday early evening				Sunday late evening																					
509 Exhibition – Union Station	9.30							CLRV	6	7' 00"	42	0	13.3	CLRV	9	5' 20"	48	0	11.6	CLRV	6	7' 30"	44	1	12.7	CLRV	6	7' 30"	42	3	13.3	903a	845a	115a	100a				
509 Spadina – Union Station	4.00	CLRV	2	12' 00"	24	0	10.0	CLRV	4	7' 00"	24	4	10.0	CLRV	6	5' 20"	29	3	8.3	CLRV	4	7' 30"	27	3	8.9	CLRV	3	8' 00"	24	0	10.0	607a	555a	145a	133a				
Combined/Average			2	12' 00"					10	3' 30"					15	2' 40"					10	3' 45"					9	3' 52"											
504 KING	Ron/Rus																																						
Monday to Friday	18-Jun-12	Monday-Friday morning peak period				Monday-Friday midday				Monday-Friday afternoon peak period				Monday-Friday early evening				Monday-Friday late evening																					
504 Dundas West Stn–Broadview Stn	25.62	CLRV	29	4' 00"	108	8	14.2	CLRV	27	4' 00"	102	6	15.1	CLRV	38	3' 10"	116	5	13.3	CLRV	19	5' 30"	97	8	15.8	CLRV	13	7' 30"	90	8	17.1	500a	457a	205a	205a				
504 Dundas West Stn–Broadview Stn	25.62	ALRV	7	trips																																			
504 Dundas West Stn–Broadview Stn	25.62	CLRV	9	trips																																			
Combined/Average			45																																				
See also 508 LAKE SHORE																																							
Saturday	18-Feb-12	Saturday early morning				Saturday morning				Saturday afternoon				Saturday early evening				Saturday late evening																					
504 Dundas West Stn–Broadview Stn	25.62	CLRV	10	10' 00"	95	5	16.2	CLRV	13	8' 20"	99	10	15.6	CLRV	21	5' 00"	99	6	15.5	CLRV	14	6' 45"	88	7	17.5	CLRV	11	8' 45"	88	9	17.5	500a	455a	230a	250a				
Sunday	04-Sep-11	Sunday early morning				Sunday morning				Sunday afternoon				Sunday early evening				Sunday late evening																					
504 Dundas West Stn–Broadview Stn	25.62	CLRV	9	10' 00"	90	0	17.1	CLRV	15	7' 00"	97	8	15.8	CLRV	17	6' 15"	97	9	15.8	CLRV	10	9' 30"	88	7	17.5	CLRV	9	10' 00"	88	2	17.5	520a	520a	220a	215a				
Overnight service on Roncesvalles Avenue provided by 313 JANE and overnight service on Broadview Avenue provided by 303 DON MILLS																																							
503 KINGSTON RD	Rus																																						
503 York – Victoria Park		See 502 DOWNTOWNER																																					
508 LAKE SHORE	Ron																																						
Monday to Friday	18-Jun-12	Monday-Friday morning peak period				Monday-Friday afternoon peak period																																	
508 Long Branch – Parliament	18.80	CLRV	3	Three EB trips										CLRV	4	Four WB trips																							
508 Church – Long Branch	17.40																																						



SERVICE SUMMARY

June 17 to July 28, 2012

Route	RT dist (km) and date of last change	Veh type	No. of Veh	Service interval	Run time (min)	Term time (min)	Avg spd (km/h)	Veh type	No. of Veh	Service interval	Run time (min)	Term time (min)	Avg spd (km/h)	Veh type	No. of Veh	Service interval	Run time (min)	Term time (min)	Avg spd (km/h)	Veh type	No. of Veh	Service interval	Run time (min)	Term time (min)	Avg spd (km/h)	Veh type	No. of Veh	Service interval	Run time (min)	Term time (min)	Avg spd (km/h)	First dep NB or WB	First dep SB or EB	Last dep NB or WB	Last dep SB or EB		
501 QUEEN	Bir/ Ron/Rus	During TTC trackwork on Queen St. between Greenwood and Cannuaght, streetcars can only operate east to Russell Car House. Buses are serving the east end of the route. Due to trackwork on McCaul, the "McCaul" service is extended to Wolesley Loop at Bathurst.																																			
Monday to Friday	18-Jun-12	Monday-Friday morning peak period						Monday-Friday midday						Monday-Friday afternoon peak period						Monday-Friday early evening						Monday-Friday late evening											
501 Long Branch – Russell Carhouse	42.46	ALRV	16	10' 00"	154	6	16.5	ALRV	13	13' 00"	159	10	16.0	ALRV	18	10' 00"	164	16	15.5	ALRV	12	14' 00"	160	8	15.9	ALRV	7	20' 00"	136	4	18.7	520a	523a	1257a	1249a		
501 Humber – Russell Carhouse	26.82	ALRV	11	10' 00"	104	6	15.5	ALRV	9	13' 00"	110	7	14.6	ALRV	12	10' 00"	112	8	14.4	ALRV	9	14' 00"	110	16	14.6	ALRV	5	20' 00"	92	8	17.5	510a	500a	107a	101a		
501 Bathurst – Russell Carhouse	13.25	CLRV	6	10' 00"	60		13.3	CLRV	5	13' 00"	65	0	12.2	CLRV	7	10' 00"	63	7	12.6																		
Combined/Average			33	3' 20"					27	4' 20"					37	3' 20"					21	7' 00"						12	10' 00"								
501 Broadview – Neville Park	14.15	LF	10	5' 00"	46	4	18.5	LF	8	6' 30"	47	5	18.1	LF	10	5' 00"	48	2	17.7	LF	7	7' 00"	47	2	18.1	LF	5	10' 00"	44	6	19.3	458a	504a	1250a	142a		
Saturday	12-May-12	Saturday early morning						Saturday morning						Saturday afternoon						Saturday early evening						Saturday late evening											
501 Long Branch – Russell Carhouse	42.46	ALRV	9.5	15' 00"	133	10	19.2	ALRV	12	13' 30"	148	14	17.2	ALRV	17	10' 00"	159	11	16.0	ALRV	10	15' 00"	143	7	17.8	ALRV	8	18' 00"	135	9	18.9	507a	526a	100a	1229a		
501 Humber – Russell Carhouse	26.82	ALRV	6.5	15' 00"	89	9	18.1	ALRV	8	13' 30"	98	10	16.4	ALRV	12	10' 00"	107	13	15.0	ALRV	7	15' 00"	95	10	16.9	ALRV	5	18' 00"	90	0	17.9	512a	500a	109a	100a		
Combined/Average			16	7' 30"					20	6' 45"					29	5' 00"					17	7' 30"					13	9' 00"									
501 Broadview – Neville Park	14.15	LF	7	7' 30"	48	5	17.7	LF	8	6' 45"	51	3	16.6	LF	11	5' 00"	52	3	16.3	LF	7	7' 30"	47	6	18.1	LF	5	9' 00"	45	0	18.9	457a	504a	1256a	119a		
Sunday	06-May-12	Sunday early morning						Sunday morning						Sunday afternoon						Sunday early evening						Sunday late evening											
501 Long Branch – Russell Carhouse	42.46	ALRV	7	20' 00"	134	6	19.0	ALRV	8	20' 00"	140	20	18.2	ALRV	13	12' 00"	146	10	17.4	ALRV	8	18' 00"	143	1	17.8	ALRV	7	20' 00"	135	5	18.9	507a	526a	1248a	1221a		
501 Humber – Russell Carhouse	26.82	ALRV	5	20' 00"	88	12	18.3	ALRV	5	20' 00"	94	6	17.1	ALRV	9	12' 00"	98	10	16.4	ALRV	6	18' 00"	95	13	16.9	ALRV	5	20' 00"	89	11	18.1	530a	505a	1258a	1254a		
Combined/Average			12	10' 00"					13	10' 00"					22	6' 00"					14	9' 00"					12	10' 00"									
501 Broadview – Neville Park	14.15	LF	5	10' 00"	46	4	18.5	LF	6	10' 00"	50	10	17.0	LF	9	6' 00"	50	4	17.0	LF	6	9' 00"	48	6	17.7	LF	5	10' 00"	43	7	19.7	454a	504a	1251a	113a		
301 QUEEN	Bir/ Ron/Rus																																				
Overnight	08-Jan-12	Monday-Friday overnight						Saturday overnight						Sunday overnight																							
301 Long Branch – Russell Carhouse	42.46	ALRV	4	30' 00"	117	3	21.8	ALRV	4	30' 00"	117	3	21.8	ALRV	4	30' 00"	117	3	21.8																		
301 University – Neville Park	18.81	LF	2	30' 00"	56	4	20.2	LF	2	30' 00"	56	4	20.2	LF	2	30' 00"	56	4	20.2																		
512 ST CLAIR	Ron																																				
Monday to Friday	18-Jun-12	Monday-Friday morning peak period						Monday-Friday midday						Monday-Friday afternoon peak period						Monday-Friday early evening						Monday-Friday late evening											
512 Keele – St Clair Stn	13.99	CLRV	21	3' 00"	56	7	15.0	CLRV	11	6' 00"	56	10	15.0	CLRV	17	4' 00"	58	10	14.5	CLRV	10	6' 00"	56	4	15.0	CLRV	6	9' 00"	52	2	16.1	510a	500a	200a	150a		
Saturday	18-Feb-12	Saturday early morning						Saturday morning						Saturday afternoon						Saturday early evening						Saturday late evening											
512 Keele – St Clair Stn	13.99	CLRV	6	8' 40"	50	2	16.8	CLRV	11	5' 30"	56	5	15.0	CLRV	14	4' 40"	58	8	14.5	CLRV	8	7' 00"	54	2	15.5	CLRV	6	9' 00"	52	2	16.1	511a	500a	201a	150a		
Sunday	12-Feb-12	Sunday early morning						Sunday morning						Sunday afternoon						Sunday early evening						Sunday late evening											
512 Keele – St Clair Stn	13.99	CLRV	5	10' 00"	48	2	17.5	CLRV	8	7' 30"	56	4	15.0	CLRV	10	6' 20"	58	6	14.5	CLRV	7	8' 00"	54	2	15.5	CLRV	6	9' 00"	52	2	16.1	520a	457a	201a	151a		
312 ST CLAIR	Arw																																				
Overnight, 7 days a week	20-Jun-10	Monday-Friday overnight						Saturday overnight						Sunday overnight																							
312 Jane Stn – St Clair Stn	21.71	LF	2	30' 00"	60	0	21.7	LF	2	30' 00"	60	0	21.7	LF	2	30' 00"	60	0	21.7																		



TORONTO TRANSIT COMMISSION

SERVICE SUMMARY

June 17 to July 28, 2012

Route	RT dist (km) and date of last change	Veh type	No. of Veh	Service interval	Run time (min)	Term time (min)	Avg spd (km/h)	Veh type	No. of Veh	Service interval	Run time (min)	Term time (min)	Avg spd (km/h)	Veh type	No. of Veh	Service interval	Run time (min)	Term time (min)	Avg spd (km/h)	Veh type	No. of Veh	Service interval	Run time (min)	Term time (min)	Avg spd (km/h)	Veh type	No. of Veh	Service interval	Run time (min)	Term time (min)	Avg spd (km/h)	First dep NB or WB	First dep SB or EB	Last dep NB or WB	Last dep SB or EB
510 SPADINA	Arrow/Egl/Qswy/Wil 18-Jun-12	Temporary full bus replacement for TTC construction.																																	
Monday to Friday		Monday-Friday morning peak period						Monday-Friday midday						Monday-Friday afternoon peak period						Monday-Friday early evening						Monday-Friday late evening									
510 Spadina Stn – Queens Quay	8.06	Lift/LF	14	3 ' 45 "	52	1	9.3	Lift/LF	14	4 ' 00 "	53	3	9.1	Lift/LF	19	3 ' 00 "	53	4	9.1	Lift/LF	13	4 ' 00 "	52	0	9.3	Lift/LF	9	5 ' 20 "	48	0	10.1	450a	500a	233a	215a
510 Spadina Stn – King	6.31	Lift/LF	12	3 ' 45 "	43	2	8.8	Lift/LF	12	4 ' 00 "	43	5	8.8	Lift/LF	15	3 ' 00 "	43	2	8.8	Lift/LF	11	4 ' 00 "	43	1	8.8							737a	715a	923p	900p
Combined/Average			26	1 ' 53 "					26	2 ' 00 "				34	1 ' 30 "					24	2 ' 00 "						9	5 ' 20 "							
Saturday	23-Jun-12	Saturday early morning						Saturday morning						Saturday afternoon						Saturday early evening						Saturday late evening									
510 Spadina Stn – Queens Quay	8.06	Lift/LF	9	5 ' 20 "	48	0	10.1	Lift/LF	12	4 ' 30 "	53	1	9.1	Lift/LF	15	3 ' 45 "	56	1	8.7	Lift/LF	15	3 ' 45 "	56	1	8.7	Lift/LF	10	5 ' 00 "	46	4	10.5	503a	500a	233a	215a
510 Spadina Stn – King	6.31							Lift/LF	10	4 ' 30 "	43	2	8.8	Lift/LF	13	3 ' 45 "	46	3	8.2													920a	857a	652p	626p
Combined/Average			9	5 ' 20 "					22	2 ' 15 "					28	1 ' 53 "					15	3 ' 45 "						10	5 ' 00 "						
Sunday	17-Jun-12	Sunday early morning						Sunday morning						Sunday afternoon						Sunday early evening						Sunday late evening									
510 Spadina Stn – Queens Quay	8.06	Lift/LF	4	11 ' 00 "	42	2	11.5	Lift/LF	11	5 ' 00 "	52	3	9.3	Lift/LF	13	4 ' 00 "	52	0	9.3	Lift/LF	13	4 ' 00 "	52	0	9.3	Lift/LF	8	5 ' 30 "	44	0	11.0	518a	500a	233a	215a
510 Spadina Stn – King	6.31							Lift/LF	9	5 ' 00 "	42	3	9.0	Lift/LF	12	4 ' 00 "	44	4	8.6													919a	856a	654p	632p
Combined/Average			4	11 ' 00 "					20	2 ' 30 "					25	2 ' 00 "					13	4 ' 00 "						8	5 ' 30 "						
Union Stn-Spadina Stn is NB Spadina Stn-Union Stn is SB																																			
535 STANDBY CARS	Ron/Rus 07-May-12	Due to the Queen St. East construction the 2 Afternoon Standby Cars at Russell Car House have been temporarily removed.																																	
Monday to Friday		Monday-Friday afternoon peak period												Monday-Friday early evening																					
Standby cars		CLRVRV 0 Russell carhouse												CLRVRV 2 Roncesvalles carhouse																					
Removed during Queen East construction																																			
ALL SERVICES																																			
192 AIRPORT ROCKET	Qsy 18-Jun-12	Monday-Friday morning peak period						Monday-Friday midday						Monday-Friday afternoon peak period						Monday-Friday early evening						Monday-Friday late evening									
192 Kipling Stn – Pearson Airport	28.88	LF	6	8 ' 00 "	41	7	42.3	LF	6	8 ' 00 "	41	7	42.3	LF	6	8 ' 00 "	41	7	42.3	LF	5	9 ' 00 "	37	8	46.8	LF	2	20 ' 00 "	34	6	51.0	518a	540a	213a	1.59a
After 12:00 Midnight																																			
Saturday	12-May-12	Saturday early morning						Saturday morning						Saturday afternoon						Saturday early evening						Saturday late evening									
192 Kipling Stn – Pearson Airport	28.88	LF	4	10 ' 00 "	36	4	48.1	LF	4	10 ' 00 "	36	4	48.1	LF	4	10 ' 00 "	36	4	48.1	LF	4	10 ' 00 "	36	4	48.1	LF	3	13 ' 30 "	34	7	51.0	518a	541a	215a	236a
After 12:00 Midnight																																			
Sunday	06-May-12	Sunday morning						Sunday afternoon						Sunday early evening						Sunday late evening															
192 Kipling Stn – Pearson Airport	28.88							LF	4	10 ' 00 "	34	6	51.0	LF	4	10 ' 00 "	36	4	48.1	LF	4	10 ' 00 "	36	4	48.1	LF	3	13 ' 30 "	34	7	51.0	800a	821a	215a	236a
After 12:00 Midnight																																			
Overnight service to Pearson Airport provided by 300A BLOOR-DANFORTH																																			



TORONTO TRANSIT COMMISSION

SERVICE SUMMARY

June 17 to July 28, 2012

Route	RT dist (km) and date of last change	Veh type	No. of Veh	Service interval	Run time (min)	Term time (min)	Avg spd (km/h)	Veh type	No. of Veh	Service interval	Run time (min)	Term time (min)	Avg spd (km/h)	Veh type	No. of Veh	Service interval	Run time (min)	Term time (min)	Avg spd (km/h)	Veh type	No. of Veh	Service interval	Run time (min)	Term time (min)	Avg spd (km/h)	Veh type	No. of Veh	Service interval	Run time (min)	Term time (min)	Avg spd (km/h)	First dep NB or WB	First dep SB or EB	Last dep NB or WB	Last dep SB or EB						
117 ALNESS	Wil																																								
Monday to Friday	18-Jun-12			Monday-Friday morning peak period				Monday-Friday midday					Monday-Friday afternoon peak period																												
117 Downsview Stn – Steeles via Flint Rd and Alness	11.84	LF	3	13 ' 30 "	40	1	17.8							LF	4	12 ' 00 "	48	0	14.8														520a	537a	845a	920a					
117A Downsview Stn – Steeles via Martin Ross and Alness	10.70							LF	2	20 ' 00 "	40	0	16.1																				900a	920a	220p	240p					
Operates WB via busway, NB via Alness in the AM peak and Midday. Operates SB via Alness and EB via busway in the PM peak.																																									
99 ARROW RD	Arw																																								
Monday to Friday	17-Feb-09			Monday-Friday morning peak period				Monday-Friday midday					Monday-Friday afternoon peak period							Monday-Friday early evening						Monday-Friday late evening															
99 Arrow Rd – Jane	8.00			See 84A SHEPPARD WEST				LF	1	20 ' 00 "	20	0	24.0						See 84A SHEPPARD WEST						LF	1	20 ' 00 "	20	0	24.0	LF	1	20 ' 00 "	20	0	24.0	400a	412a	540a	552a	
Saturday	02-Apr-05			Saturday early morning				Saturday morning					Saturday afternoon							Saturday early evening						Saturday late evening															
99 Arrow Rd – Jane	8.00	LF	1	20 ' 00 "	20	0	24.0	LF	1	20 ' 00 "	20	0	24.0	LF	1	20 ' 00 "	20	0	24.0	LF	1	20 ' 00 "	20	0	24.0	LF	1	20 ' 00 "	20	0	24.0	LF	1	20 ' 00 "	20	0	24.0	400a	412a	1042p	1054p
Sunday	27-Mar-05			Sunday early morning				Sunday morning					Sunday afternoon							Sunday early evening						Sunday late evening															
99 Arrow Rd – Jane	8.00	LF	1	15 ' 00 "	15	0	32.0	LF	1	20 ' 00 "	20	0	24.0	LF	1	20 ' 00 "	20	0	24.0	LF	1	20 ' 00 "	20	0	24.0	LF	1	20 ' 00 "	20	0	24.0	LF	1	20 ' 00 "	20	0	24.0	400a	409a	1020p	1032p
5 AVENUE RD	Wil																																								
Monday to Friday	09-May-11			Monday-Friday morning peak period				Monday-Friday midday					Monday-Friday afternoon peak period							Monday-Friday early evening																					
5 Eglinton Stn – Queen's Park	11.92	LF	4	12 ' 00 "	48	0	14.9							LF	3	16 ' 00 "	48	0	14.9	LF	1.5	30 ' 00 "	45	0	15.9																
5C Eglinton Stn – Gerrard	13.39							LF	2	30 ' 00 "	51	9	15.8																												
Alternates trips with 56 LEASIDE																																									
Saturday	14-May-11			Saturday early morning				Saturday morning					Saturday afternoon																												
5 Eglinton Stn – Queen's Park	11.92	LF	2	20 ' 00 "	40	0	17.9	LF	2	20 ' 00 "	40	0	17.9	LF	2	20 ' 00 "	40	0	17.9																						
Sunday	08-May-11							Sunday morning					Sunday afternoon																												
5 Eglinton Stn – Queen's Park	11.92							LF	1.5	30 ' 00 "	40	5	17.9	LF	1.5	30 ' 00 "	40	5	17.9																						
Alternates trips with 56 LEASIDE																																									
61 AVENUE RD NORTH	Wil																																								
Monday to Friday	18-Jun-12			Monday-Friday morning peak period				Monday-Friday midday					Monday-Friday afternoon peak period							Monday-Friday early evening						Monday-Friday late evening															
61A Eglinton Stn – Highway 401	10.85	LF	3	15 ' 00 "	44	1	14.8	LF	3	15 ' 00 "	40	5	16.3	LF	3	15 ' 00 "	44	1	14.8	LF	2	20 ' 00 "	40	0	16.3	LF	1.5	30 ' 00 "	35	5	18.6	LF	1.5	30 ' 00 "	35	5	18.6	552a	526a	120a	107a
Alternates trips with 51 LESLIE																																									
Saturday	29-Nov-08			Saturday early morning				Saturday morning					Saturday afternoon							Saturday early evening						Saturday late evening															
61A Eglinton Stn – Highway 401	10.85	LF	1.5	30 ' 00 "	35	5	18.4	LF	2	20 ' 00 "	40	0	16.3	LF	2	20 ' 00 "	40	0	16.3	LF	1.5	30 ' 00 "	35	5	18.6	LF	1.5	30 ' 00 "	35	5	18.6	LF	1.5	30 ' 00 "	35	5	18.6	540a	558a	100a	1247a
Alternates trips with 51 LESLIE																																									
Sunday	08-May-11							Sunday morning					Sunday afternoon							Sunday early evening																					
61A Eglinton Stn – Highway 401	10.85							LF	2	20 ' 00 "	40	0	16.3	LF	2	20 ' 00 "	40	0	16.3	LF	1.5	30 ' 00 "	35	5	18.6																
Alternates trips with 51 LESLIE																																									



TORONTO TRANSIT COMMISSION

SERVICE SUMMARY

June 17 to July 28, 2012

Route	RT dist (km) and date of last change	Veh type	No. of Veh	Service interval	Run time (min)	Term time (min)	Avg spd (km/h)	Veh type	No. of Veh	Service interval	Run time (min)	Term time (min)	Avg spd (km/h)	Veh type	No. of Veh	Service interval	Run time (min)	Term time (min)	Avg spd (km/h)	Veh type	No. of Veh	Service interval	Run time (min)	Term time (min)	Avg spd (km/h)	Veh type	No. of Veh	Service interval	Run time (min)	Term time (min)	Avg spd (km/h)	First dep NB or WB	First dep SB or EB	Last dep NB or WB	Last dep SB or EB		
511 BATHURST	Ron																																				
Monday to Friday	18-Jun-12			Monday-Friday morning peak period				Monday-Friday midday					Monday-Friday afternoon peak period						Monday-Friday early evening							Monday-Friday late evening											
511 Bathurst Stn – Exhibition	9.41	CLRV	14	3 ' 40 "	46	6	12.3	CLRV	14	3 ' 40 "	48	4	11.8	CLRV	15	3 ' 40 "	48	7	11.8	CLRV	10	4 ' 45 "	44	4	12.8	CLRV	8	5 ' 15 "	40	2	14.1	520a	520a	130a	130a		
Saturday	23-Jun-12			Saturday early morning				Saturday morning					Saturday afternoon						Saturday early evening						Saturday late evening												
511 Bathurst Stn – Exhibition	9.41	CLRV	8	5 ' 15 "	42	0	13.4	CLRV	12	4 ' 15 "	46	5	12.3	CLRV	12	4 ' 15 "	46	5	12.3	CLRV	10	5 ' 00 "	43	7	13.1	CLRV	9	5 ' 00 "	40	5	14.1	523a	501a	132a	128a		
Sunday	17-Jun-12			Sunday morning				Sunday afternoon					Sunday early evening						Sunday late evening																		
511 Bathurst Stn – Exhibition	9.41							ALRV	8	6 ' 00 "	45	3	12.5	ALRV	10	5 ' 00 "	45	5	12.5	ALRV	8	5 ' 15 "	40	2	14.1	ALRV	8	5 ' 15 "	40	2	14.1	850a	828a	130a	130a		
Overnight service on Bathurst Street provided by 310 BATHURST																																					
7 BATHURST	Wil																																				
Monday to Friday	18-Jun-12			Monday-Friday morning peak period				Monday-Friday midday					Monday-Friday afternoon peak period						Monday-Friday early evening						Monday-Friday late evening												
7 Bathurst Stn – Steeles	29.74	LF	18	6 ' 15 "	106	7	16.8	LF	13	8 ' 00 "	97	7	18.4	LF	19	6 ' 15 "	109	10	16.4	LF	10	9 ' 00 "	81	9	22.0	LF	6	12 ' 40 "	71	5	25.1	527a	440a	140a	1255a		
Saturday	18-Feb-12			Saturday early morning				Saturday morning					Saturday afternoon						Saturday early evening					Saturday late evening													
7 Bathurst Stn – Steeles	29.74	LF	8	10 ' 00 "	80	0	22.3	LF	10	9 ' 30 "	90	5	19.8	LF	12	7 ' 45 "	90	3	19.8	LF	10	8 ' 15 "	8		22.0	LF	6	12 ' 30 "	75	0	23.8	518a	440a	134a	1250a		
Sunday	12-Feb-12			Sunday morning				Sunday afternoon					Sunday early evening						Sunday late evening																		
7 Bathurst Stn – Steeles	29.74							LF	9	10 ' 00 "	88	2	20.3	LF	12	7 ' 40 "	88	4	20.3	LF	10	8 ' 15 "	80	2	22.3	LF	6	12 ' 00 "	72	0	24.8	900a	810a	134a	1252a		
310 BATHURST	Wil																																				
Overnight, 7 days a week	03-Jan-10			Monday-Friday overnight				Saturday overnight					Sunday overnight																								
310 Exhibition – Steeles	38.79	LF	3	30 ' 00 "	90	0	25.9	LF	3	30 ' 00 "	90	0	25.9	LF	3	30 ' 00 "	90	0	25.9																		
160 BATHURST NORTH	Wil	Service outside Toronto north of Steeles Avenue is provided under contract to York Region																																			
Monday to Friday	21-Jun-10			Monday-Friday morning peak period				Monday-Friday midday					Monday-Friday afternoon peak period						Monday-Friday early evening																		
160 Wilson Stn – Centre St	22.58	LF	4	20 ' 00 "	77	3	17.6	LF	3	25 ' 00 "	72	3	18.8	LF	4	21 ' 00 "	84	0	16.1	LF	3	24 ' 00 "	72	0	18.8												
Saturday	15-Oct-11			Saturday early morning				Saturday morning					Saturday afternoon																								
160 Wilson Stn – Centre St	22.58	LF	2	36 ' 00 "	69	3	19.6	LF	2	36 ' 00 "	69	3	19.6	LF	2	36 ' 00 "	69	3	19.6																		
Sunday	09-Oct-11			Sunday morning				Sunday afternoon																													
160 Wilson Stn – Centre St	22.58							LF	2	36 ' 00 "	69	3	19.6	LF	2	36 ' 00 "	69	3	19.6																		
6 BAY	MtD	Temporary change until 2013, due to TTC construction at Union Station requiring lane closures in the Front and Bay area.																																			
Monday to Friday	18-Jun-12			Monday-Friday morning peak period				Monday-Friday midday					Monday-Friday afternoon peak period						Monday-Friday early evening					Monday-Friday late evening													
6 Dupont – Queens Quay & Jarvis via Ferry Docks	11.49	LF	8	8 ' 30 "	61	7	11.3	LF	6	12 ' 00 "	70	2	9.8	LF	7	10 ' 20 "	70	3	9.9	LF	4	15 ' 00 "	60	0	11.5	LF	2	24 ' 00 "	48	0	14.4	535a	508a	119a	1255a		
6B Bloor (Davenport/Yonge) – Dundas	4.36	LF	3	8 ' 30 "	25	1	10.5						LF	3	10 ' 20 "	26	5	10.1																			
Combined/Average				11	4 ' 15 "			6	12 ' 00 "				10	5 ' 10 "				4	15 ' 00 "				2	24 ' 00 "													
Saturday	19-Feb-11			Saturday early morning				Saturday morning					Saturday afternoon						Saturday early evening					Saturday late evening													
6 Dupont – Queens Quay & Jarvis via Ferry Docks	11.49	LF	2	30 ' 00 "	60	0	11.5	LF	5	15 ' 00 "	70	5	9.8	LF	5	15 ' 00 "	70	5	9.8	LF	3	17 ' 00 "	50	1	13.8	LF	2	24 ' 00 "	48	0	14.4	530a	507a	119a	1255a		
Sunday	08-May-11			Sunday early morning				Sunday morning					Sunday afternoon						Sunday early evening																		
6 Dupont – Queens Quay & Jarvis via Ferry Docks	11.49	LF	2	30 ' 00 "	60	0	11.5	LF	5	15 ' 00 "	70	5	9.8	LF	5	15 ' 00 "	70	5	9.8	LF	3	17 ' 00 "	50	1	13.8												



TORONTO TRANSIT COMMISSION

SERVICE SUMMARY

June 17 to July 28, 2012

Route	RT dist (km) and date of last change	Veh type	No. of Veh	Service interval	Run time (min)	Term time (min)	Avg spd (km/h)	Veh type	No. of Veh	Service interval	Run time (min)	Term time (min)	Avg spd (km/h)	Veh type	No. of Veh	Service interval	Run time (min)	Term time (min)	Avg spd (km/h)	Veh type	No. of Veh	Service interval	Run time (min)	Term time (min)	Avg spd (km/h)	Veh type	No. of Veh	Service interval	Run time (min)	Term time (min)	Avg spd (km/h)	First dep NB or WB	First dep SB or EB	Last dep NB or WB	Last dep SB or EB		
11 BAYVIEW and 28 DAVISVILLE	Wil																																				
Monday to Friday	18-Jun-12			Monday-Friday morning peak period				Monday-Friday midday						Monday-Friday afternoon peak period							Monday-Friday early evening						Monday-Friday late evening										
11 Davisville Stn – Steeles via Sunnybrook	28.36	LF	9	12 ' 45 "	112	3	15.2	LF	8	12 ' 00 "	91	5	18.7	LF	7	15 ' 00 "	104	1	16.4	LF	3.5	20 ' 00 "	70	0	24.3	LF	3	30 ' 00 "	66	24	25.8	518a	600a	109a	104a		
11C Davisville Stn – Sunnybrook	8.64													LF	1.5	20 ' 00 "	30	0	17.3	LF	1	30 ' 00 "	27	3	19.2												
28 Davisville Stn – Bayview	4.38	LF	2	12 ' 45 "	26	0	10.3						LF	2	15 ' 00 "	25	5	10.5																			
Combined/Average			11	6 ' 23 "				8	12 ' 00 "					9	7 ' 30 "					5	10 ' 00 "					4	15 ' 00 "										
Saturday	18-Feb-12			Saturday early morning				Saturday morning						Saturday afternoon							Saturday early evening						Saturday late evening										
11 Davisville Stn – Steeles via Sunnybrook	28.36	LF	3.5	24 ' 00 "	77	7	22.1	LF	3.5	24 ' 00 "	80	4	21.3	LF	3.5	24 ' 00 "	80	4	21.3	LF	3.5	20 ' 00 "	70	0	24.3	LF	3	24 ' 00 "	66	6	25.8	617a	639a	106a	1251a		
11C Davisville Stn – Sunnybrook	8.64	LF	1.5	24 ' 00 "	27	9	19.2	LF	1.5	24 ' 00 "	36	0	14.4	LF	1.5	24 ' 00 "	36	0	14.4	LF	1.5	20 ' 00 "	30	0	17.3												
28A Davisville Stn – Brick Works	7.55							LF	1	30 ' 00 "	30	0	15.1	LF	1	30 ' 00 "	30	0	15.1																		
Combined/Average			5	12 ' 00 "				6	8 ' 34 "					6	8 ' 34 "					5	10 ' 00 "					3	24 ' 00 "										
Sunday	06-May-12			Sunday early morning				Sunday morning						Sunday afternoon							Sunday early evening						Sunday late evening										
11 Davisville Stn – Steeles via Sunnybrook	28.36							LF	2	35 ' 00 "	70	0	24.3	LF	3.5	24 ' 00 "	80	4	21.3	LF	3.5	20 ' 00 "	70	0	24.3	LF	3	24 ' 00 "	66	6	25.8	730a	805a	106a	115a		
11C Davisville Stn – Sunnybrook	8.64	LF	2	15 ' 00 "	30	0	17.3	LF	1	35 ' 00 "	30	5	17.3	LF	1.5	24 ' 00 "	36	0	14.4	LF	1.5	20 ' 00 "	30	0	17.3												
28A Davisville Stn – Brick Works	7.55							LF	1	30 ' 00 "	30	0	15.1	LF	1	30 ' 00 "	30	0	15.1																		
Combined/Average			2	15 ' 00 "				4	11 ' 03 "					6	8 ' 34 "					5	10 ' 00 "					3	24 ' 00 "										
9 BELLAMY	Bir																																				
Monday to Friday	18-Jun-12			Monday-Friday morning peak period				Monday-Friday midday						Monday-Friday afternoon peak period							Monday-Friday early evening																
9 Warden Stn – Scarborough Centre Stn	26.28	LF	4	18 ' 00 "	72	0	21.9	LF	3	21 ' 40 "	65	0	24.3	LF	4	18 ' 00 "	72	0	21.9	LF	3	24 ' 00 "	70	2	22.5												
Saturday	10-Sep-11			Saturday early morning				Saturday morning						Saturday afternoon							Saturday early evening																
9 Warden Stn – Scarborough Centre Stn	26.28	LF	3	24 ' 00 "	70	2	22.5	LF	3	24 ' 00 "	70	2	22.5	LF	3	24 ' 00 "	70	2	22.5	LF	3	24 ' 00 "	70	2	22.5												
Sunday	08-May-11			Sunday morning				Sunday afternoon																													
9 Warden Stn – Scarborough Centre Stn	26.28							LF	2	30 ' 00 "	60	0	26.3	LF	2	30 ' 00 "	60	0	26.3																		
17 BIRCHMOUNT	Bir	Service outside Toronto north of Steeles Avenue is provided under contract to York Region																																			
Monday to Friday	18-Jun-12			Monday-Friday morning peak period				Monday-Friday midday						Monday-Friday afternoon peak period							Monday-Friday early evening						Monday-Friday late evening										
17 Warden Stn – Steeles	27.37	LF	9	8 ' 15 "	74	1	22.3	LF	6	13 ' 00 "	78	0	21.1	LF	4	18 ' 45 "	75	0	21.9	LF	6	12 ' 00 "	72	0	22.8	LF	3	22 ' 00 "	66	0	24.9	557a	457a	107a	1250a		
17A Warden Stn – 14th Ave	32.57	LF	1	24 ' 45 "	96	4	20.4							LF	5	18 ' 45 "	91	3	21.5																		
Combined/Average			10	8 ' 15 "				6	13 ' 00 "					9	9 ' 23 "					6	12 ' 00 "					3	22 ' 00 "										
				17 loops via Wintermute										17 loops via Wintermute																							
				Every 3rd 17 operates as a 17A										Every 3rd 17 operates as a 17A																							
Saturday	29-Nov-08			Saturday early morning				Saturday morning						Saturday afternoon							Saturday early evening						Saturday late evening										
17 Warden Stn – Steeles	27.37	LF	3	20 ' 00 "	60	0	27.4	LF	4	18 ' 00 "	72	0	22.8	LF	4	18 ' 00 "	72	0	22.8	LF	3	22 ' 00 "	66	0	24.9	LF	3	22 ' 00 "	66	0	24.9	518a	552a	105a	1250a		
Sunday	23-Nov-08			Sunday morning				Sunday afternoon						Sunday early evening							Sunday late evening																
17 Warden Stn – Steeles	27.37							LF	3	24 ' 00 "	72	0	22.8	LF	3	24 ' 00 "	72	0	22.8	LF	2	30 ' 00 "	60	0	27.4	LF	2	30 ' 00 "	60	0	27.4	832a	839a	100a	1230a		



TORONTO TRANSIT COMMISSION

SERVICE SUMMARY

June 17 to July 28, 2012

Route	RT dist (km) and date of last change	Veh type	No. of Veh	Service interval	Run time (min)	Term time (min)	Avg spd (km/h)	Veh type	No. of Veh	Service interval	Run time (min)	Term time (min)	Avg spd (km/h)	Veh type	No. of Veh	Service interval	Run time (min)	Term time (min)	Avg spd (km/h)	Veh type	No. of Veh	Service interval	Run time (min)	Term time (min)	Avg spd (km/h)	Veh type	No. of Veh	Service interval	Run time (min)	Term time (min)	Avg spd (km/h)	First dep NB or WB	First dep SB or EB	Last dep NB or WB	Last dep SB or EB		
2 BLOOR-DANFORTH	DanSub																																				
Monday to Friday	18-Jun-12			Monday-Friday morning peak period				Monday-Friday midday					Monday-Friday afternoon peak period							Monday-Friday early evening						Monday-Friday late evening											
2 Kipling Stn – Kennedy Stn	52.46	6carHT	38	2' 40"	101	0	31.2	6carHT	27	3' 50"	103	0	30.6	6carHT	35	2' 52"	100	0	31.4	6carHT	25	3' 58"	99	0	31.8	6carHT	20	4' 52"	97	0	32.4	546a	541a	131a	131a		
Saturday	19-May-07			Saturday early morning				Saturday morning					Saturday afternoon							Saturday early evening					Saturday late evening												
2 Kipling Stn – Kennedy Stn	52.46	6carHT	20	4' 52"	97	0	32.3	6carHT	20	4' 52"	97	0	32.3	6carHT	21	4' 43"	99	0	31.8	6carHT	20	4' 52"	97	0	32.3	6carHT	20	4' 52"	97	0	32.3	549a	549a	131a	131a		
Sunday	13-May-07							Sunday morning					Sunday afternoon							Sunday early evening					Sunday late evening												
2 Kipling Stn – Kennedy Stn	52.46							6carHT	20	4' 52"	97	0	32.3	6carHT	20	4' 52"	97	0	32.3	6carHT	20	4' 52"	97	0	32.3	6carHT	20	4' 52"	97	0	32.3	849a	849a	131a	131a		
300 BLOOR-DANFORTH	MtD/Bir/ Eg/Qsy																																				
Overnight, 7 days a week	18-Jun-12			Monday-Friday overnight				Saturday overnight					Sunday overnight							Sunday Morning																	
300 West Mall – Warden	50.95	LF	4	30' 00"	120	0	25.5	LF	4	30' 00"	120	0	25.5	LF	4	30' 00"	120	0	25.5	LF	10	12' 00"	120	0	25.5												
300A Pearson Airport – Warden	75.97	LF	5	30' 00"	150	0	30.4	LF	5	30' 00"	150	0	30.4	LF	5	30' 00"	150	0	30.4	LF	13	12' 00"	150	6	30.4												
Combined/Average			9	15' 00"				9	15' 00"				9	15' 00"					23	6' 00"																	
49 BLOOR WEST	Qsy																																				
Monday to Friday	18-Jun-12			Monday-Friday morning peak period				Monday-Friday midday					Monday-Friday afternoon peak period							Monday-Friday early evening					Monday-Friday late evening												
49 Kipling Stn – Markland Wood	9.40	LF	3	10' 00"	28	2	20.1	LF	2	15' 00"	22	8	25.6	LF	3	10' 00"	30	0	18.8	LF	2	15' 00"	24	6	23.5	LF	1	30' 00"	22	8	25.6	600a	540a	121a	131a		
Saturday	27-Nov-10			Saturday early morning				Saturday morning					Saturday afternoon							Saturday early evening					Saturday late evening												
49 Kipling Stn – Markland Wood	9.40	LF	1	24' 00"	22	2	25.6	LF	1	24' 00"	22	2	25.6	LF	1	24' 00"	22	2	25.6	LF	1	30' 00"	22	8	25.6	LF	1	30' 00"	22	8	25.6	606a	545a	120a	130a		
Sunday	17-Jun-12							Sunday morning					Sunday afternoon							Sunday early evening					Sunday late evening												
49 Kipling Stn – Markland Wood	9.40							LF	0.8	30' 00"	22	2	25.6	LF	0.8	30' 00"	22	2	25.6	LF	1	30' 00"	22	8	25.6	LF	1	30' 00"	22	8	25.6	920a	900a	120a	130a		
				Alternates trips with 30B				Alternates trips with 30B																													
Overnight service east of West Mall provided by 300 BLOOR-DANFORTH																																					
21 BRIMLEY	Mal																																				
Monday to Friday	18-Jun-12			Monday-Friday morning peak period				Monday-Friday midday					Monday-Friday afternoon peak period							Monday-Friday early evening				Monday-Friday late evening													
21 Kennedy Stn – Steeles	27.49							LF	4	20' 00"	80	0	20.6						LF	6	13' 00"	76	2	21.7	LF	3	30' 00"	76	14	21.7	900a	840a	304p	256p			
21A Kennedy Stn – Scarborough Centre Stn	13.24	LF	3	13' 20"	40	0	19.9						LF	3	13' 20"	40	0	20.1																			
21B Scarborough Centre Stn – Steeles	14.23	LF	5	8' 00"	40	0	21.3						LF	4	10' 00"	40	0	21.3																			
Combined/Average			8										7																								
Saturday	03-Apr-10			Saturday early morning				Saturday morning					Saturday afternoon							Saturday early evening				Saturday late evening													
21 Kennedy Stn – Steeles	27.49	LF	3	30' 00"	76	14	21.7	LF	4	20' 00"	76	4	21.7	LF	5	16' 00"	76	4	21.7	LF	4	20' 00"	76	4	21.7	LF	3	30' 00"	76	14	21.7	557a	640a	100a	105a		
Sunday	28-Mar-10							Sunday morning					Sunday afternoon							Sunday early evening				Sunday late evening													
21 Kennedy Stn – Steeles	27.49							LF	3	30' 00"	76	14	21.7	LF	4	20' 00"	76	4	21.7	LF	3	30' 00"	76	14	21.7	LF	3	30' 00"	76	14	21.7	757a	810a	100a	105a		
8 BROADVIEW	Bir																																				
Monday to Friday	24-Nov-08			Monday-Friday morning peak period				Monday-Friday midday					Monday-Friday afternoon peak period							Monday-Friday early evening				Monday-Friday late evening													
8 Broadview Stn – Coxwell	8.38	LF	1	30' 00"	30	0	16.8	LF	1	30' 00"	30	0	16.8	LF	1	30' 00"	30	0	16.8	LF	1	30' 00"	30	0	16.8	LF	1	30' 00"	24	6	21.0	630a	615a	1255a	115a		
Saturday	14-May-11			Saturday early morning				Saturday morning					Saturday afternoon							Saturday early evening																	
8 Broadview Stn – Coxwell	8.38	LF	1	30' 00"	30	0	16.8	LF	1	30' 00"	30	0	16.8	LF	1	30' 00"	30	0	16.8	LF	1	30' 00"	24	6	21.0												
Sunday	08-May-11							Sunday morning					Sunday afternoon							Sunday early evening																	
8 Broadview Stn – Coxwell	8.38							LF	1	30' 00"	24	6	21.0	LF	1	30' 00"	24	6	21.0	LF	1	30' 00"	24	6	21.0												



TORONTO TRANSIT COMMISSION

SERVICE SUMMARY

June 17 to July 28, 2012

Route	RT dist (km) and date of last change	Veh type	No. of Veh	Service interval	Run time (min)	Term time (min)	Avg spd (km/h)	Veh type	No. of Veh	Service interval	Run time (min)	Term time (min)	Avg spd (km/h)	Veh type	No. of Veh	Service interval	Run time (min)	Term time (min)	Avg spd (km/h)	Veh type	No. of Veh	Service interval	Run time (min)	Term time (min)	Avg spd (km/h)	Veh type	No. of Veh	Service interval	Run time (min)	Term time (min)	Avg spd (km/h)	First dep NB or WB	First dep SB or EB	Last dep NB or WB	Last dep SB or EB		
50 BURNHAMTHORPE	Qsy																																				
Monday to Friday	18-Jun-12			Monday-Friday morning peak period				Monday-Friday midday						Monday-Friday afternoon peak period						Monday-Friday early evening							Monday-Friday late evening										
50 Islington Stn – Mill Rd	11.44	LF	4	10'00"	40	0	17.2	LF	2	20'00"	36	4	19.1	LF	3	13'00"	39	0	17.6	LF	2	15'00"	30	0	22.9	LF	1	30'00"	26	4	26.4	545a	530a	115a	100a		
Saturday	16-Oct-10			Saturday early morning				Saturday morning						Saturday afternoon						Saturday early evening						Saturday late evening											
50 Islington Stn – Mill Rd	11.44	LF	2	15'00"	26	4	26.4	LF	2	20'00"	30	10	22.9	LF	2	20'00"	30	10	22.9	LF	1	30'00"	26	4	26.4	LF	1	30'00"	26	4	26.4	620a	620a	115a	100a		
Sunday	03-Jan-10							Sunday morning						Sunday afternoon						Sunday early evening						Sunday late evening											
50 Islington Stn – Mill Rd	11.44							LF	2	17'30"	30	5	22.9	LF	2	17'30"	30	5	22.9	LF	1	30'00"	26	4	26.4	LF	1	30'00"	26	4	26.4	815a	830a	115a	100a		
120 CALVINGTON	Arw																																				
Monday to Friday	09-May-11			Monday-Friday morning peak period				Monday-Friday midday						Monday-Friday afternoon peak period						Monday-Friday early evening																	
120 Wilson Stn – Sheppard & Jane via deHavilland	20.65	LF	2	30'00"	60	0	20.7	LF	2	30'00"	60	0	20.7	LF	2	30'00"	60	0	20.7	LF	2	30'00"	60	0	20.7	LF	2	30'00"	60	0	20.7			630a	603a	1000p	1000p
Saturday	14-May-11			Saturday early morning				Saturday morning						Saturday afternoon						Saturday early evening																	
120 Wilson Stn – Sheppard & Jane via deHavilland	20.65	LF	2	30'00"	60	0	20.7	LF	2	30'00"	60	0	20.7	LF	2	30'00"	60	0	20.7	LF	2	30'00"	60	0	20.7	LF	2	30'00"	60	0	20.7			630a	603a	1000p	1000p
Sunday	08-May-11							Sunday morning						Sunday afternoon						Sunday early evening																	
120 Wilson Stn – Sheppard & Jane via deHavilland	20.65							LF	2	30'00"	60	0	20.7	LF	2	30'00"	60	0	20.7	LF	2	30'00"	60	0	20.7	LF	2	30'00"	60	0	20.7			900a	833a	1000p	1000p
506 CARLTON	Ron/Rus	Due to TTC trackwork on Queen Street at Russell Carhouse, the garage time and routing has been revised.																																			
Monday to Friday	18-Jun-12			Monday-Friday morning peak period				Monday-Friday midday						Monday-Friday afternoon peak period						Monday-Friday early evening						Monday-Friday late evening											
506 High Park – Main Street Stn	29.63	CLRV	30	4'00"	117	3	15.2	CLRV	24	5'00"	120	0	14.8	CLRV	25	5'10"	123	7	14.5	CLRV	15	8'00"	117	3	15.2	CLRV	11	10'00"	106	4	16.8	530a	515a	1207a	100a		
Saturday	12-May-12			Saturday early morning				Saturday morning						Saturday afternoon						Saturday early evening						Saturday late evening											
506 High Park – Main Street Stn	29.63	CLRV	14	7'09"	100	0	17.8	CLRV	16	7'00"	110	2	16.2	CLRV	19	6'40"	123	4	14.5	CLRV	13	8'30"	110	1	16.2	CLRV	11	10'00"	106	4	16.8	543a	518a	1207a	100a		
Sunday	06-May-12			Sunday early morning				Sunday morning						Sunday afternoon						Sunday early evening						Sunday late evening											
506 High Park – Main Street Stn	29.63	CLRV	9	10'00"	90	0	19.8	CLRV	12	8'00"	95	1	18.7	CLRV	16	7'20"	115	2	15.5	CLRV	10	11'00"	110	0	16.2	CLRV	9	11'00"	99	0	18.0	530a	533a	1207a	1256a		
306 CARLTON	Ron/Rus	Due to TTC trackwork on Queen Street at Russell Carhouse, the garage time and routing has been revised.																																			
Overnight, 7 days a week	06-May-12			Monday-Friday overnight				Saturday overnight						Sunday overnight																							
306 Dundas West Stn – Main Street Stn	29.63	CLRV	3	30'00"	90	0	19.8	CLRV	3	30'00"	90	0	19.8	CLRV	3	30'00"	90	0	19.8																		
126 CHRISTIE	MtD																																				
Monday to Friday	06-Sep-11			Monday-Friday morning peak period				Monday-Friday midday						Monday-Friday afternoon peak period						Monday-Friday early evening						Monday-Friday late evening											
126 Christie Stn – St Clair West Stn	6.12	LF	2	15'00"	30	0	12.2	LF	1	30'00"	26	4	14.1	LF	2	15'00"	30	0	12.2	LF	1	30'00"	24	6	15.3	LF	1	30'00"	24	6	15.3	600a	545a	100a	1245a		
Saturday	08-Aug-09			Saturday early morning				Saturday morning						Saturday afternoon						Saturday afternoon						Saturday afternoon											
126 Christie Stn – St Clair West Stn	6.12	LF	1	30'00"	24	6	15.3	LF	1	30'00"	26	4	14.1	LF	1	30'00"	26	4	14.1	LF	1	30'00"	24	6	15.3	LF	1	30'00"	24	6	15.3	600a	545a	100a	1245a		
Sunday	02-Aug-09							Sunday morning						Sunday afternoon						Sunday afternoon						Sunday afternoon											
126 Christie Stn – St Clair West Stn	6.12							LF	1	30'00"	24	6	15.3	LF	1	30'00"	24	6	15.3	LF	1	30'00"	24	6	15.3	LF	1	30'00"	24	6	15.3	830a	845a	100a	1245a		



TORONTO TRANSIT COMMISSION

SERVICE SUMMARY

June 17 to July 28, 2012

Route	RT dist (km) and date of last change	Veh type	No. of Veh	Service interval	Run time (min)	Term time (min)	Avg spd (km/h)	Veh type	No. of Veh	Service interval	Run time (min)	Term time (min)	Avg spd (km/h)	Veh type	No. of Veh	Service interval	Run time (min)	Term time (min)	Avg spd (km/h)	Veh type	No. of Veh	Se vice interval	Run time (min)	Term time (min)	Avg spd (km/h)	Veh type	No. of Veh	Service interval	Run time (min)	Term time (min)	Avg spd (km/h)	First dep NB or WB	First dep SB or EB	Last dep NB or WB	Last dep SB or EB		
20 CLIFFSIDE		Bir																																			
Monday to Friday	18-Jun-12			Monday-Friday morning peak period				Monday-Friday midday					Monday-Friday afternoon peak period							Monday-Friday early evening						Monday-Friday late evening											
20 Kennedy Stn – Main Street Stn	19.75	LF	5	13 ' 15 "	66	1	18.0	LF	4	17 ' 30 "	70	0	16.9	LF	5	14 ' 00 "	70	0	16.9	LF	3	21 ' 00 "	63	0	18.8	LF	1.5	30 ' 00 "	48	1	24.7	520a	450a	100a	105a		
				Alternates trips with 62 MORTIMER																																	
Saturday	14-May-11			Saturday early morning				Saturday morning					Saturday afternoon						Saturday early evening																		
20 Kennedy Stn – Main Street Stn	19.75	LF	3	20 ' 00 "	60	0	19.8	LF	4	18 ' 00 "	65	7	18.2	LF	4	18 ' 00 "	65	7	18.2	LF	2	30 ' 00 "	60	0	19.8												
				Alternates trips with 62 MORTIMER																																	
Sunday	08-May-11			Sunday morning				Sunday afternoon					Sunday early evening																								
20 Kennedy Stn – Main Street Stn	19.75			LF	3	20 ' 00 "	60	0	19.8	LF	3	20 ' 00 "	60	0	19.8	LF	1.65	30 ' 00 "	48	1	24.6																
				Alternates trips with 62 MORTIMER																																	
87 COSBURN		Bir																																			
Monday to Friday	18-Jun-12			Monday-Friday morning peak period				Monday-Friday midday					Monday-Friday afternoon peak period							Monday-Friday early evening					Monday-Friday late evening												
87 Broadview Stn – Main Street Stn	14.40	LF	6	10 ' 00 "	55	5	15.7						LF	8	6 ' 15 "	49	1	17.6						LF	2	22 ' 30 "	41	4	21.1	547a	605a	130a	128a				
87A Broadview Stn – Main Street Stn via East York Acres	14.81							LF	3	20 ' 00 "	54	6	16.5							LF	3	16 ' 40 "	50	0	17.8												
87B Broadview Stn – Coxwell	8.53	LF	3	10 ' 00 "	29	1	17.6																														
Combined/Average				9	5 ' 00 "			3	20 ' 00 "				8	6 ' 15 "					3	16 ' 40 "				2	22 ' 30 "												
Saturday	31-Mar-12			Saturday early morning				Saturday morning					Saturday afternoon						Saturday early evening					Saturday late evening													
87 Broadview Stn – Main Street Stn	14.40	LF	2	25 ' 00 "	50	0	17.3																LF	1.5	30 ' 00 "	45	0	19.2	600a	600a	100a	123a					
87A Broadview Stn – Main Street Stn via East York Acres	14.81							LF	2	25 ' 00 "	50	0	17.8	LF	3	16 ' 40 "	50	0	17.8	LF	2	25 ' 00 "	50	0	17.8												
				Alternates trips with 113 DANFORTH																																	
Sunday	23-Nov-08			Sunday morning				Sunday afternoon					Sunday early evening						Sunday late evening																		
87 Broadview Stn – Main Street Stn	14.40												LF	1.5	30 ' 00 "	45	0	19.2	LF	1.5	30 ' 00 "	45	0	19.2													
87A Broadview Stn – Main Street Stn via East York Acres	14.81							LF	2	25 ' 00 "	50	0	17.8	LF	2	25 ' 00 "	50	0	17.8																		
				Alternates trips with 113 DANFORTH																																	
Overnight service west of Coxwell Avenue provided by 322 COXWELL																																					
22 COXWELL		Bir																																			
Monday to Friday	13-Feb-12			Monday-Friday morning peak period				Monday-Friday midday					Monday-Friday afternoon peak period							Monday-Friday early evening					Monday-Friday late evening												
22 Coxwell Stn – Queen	4.36	LF	3	8 ' 00 "	24	0	10.9	LF	3	8 ' 00 "	24	0	10.9	LF	3	8 ' 00 "	24	0	10.9																		
22A Coxwell Stn – Victoria Park	11.07			See 502 DOWNTOWNER and 503 KINGSTON RD				See 502 DOWNTOWNER					See 502 DOWNTOWNER and 503 KINGSTON RD							LF	4	10 ' 00 "	40	0	16.6	LF	3	12 ' 00 "	36	0	18.5	700p	650p	138a	210a		
Saturday	08-Jan-11			Saturday early morning				Saturday morning					Saturday afternoon						Saturday early evening					Saturday late evening													
22A Coxwell Stn – Victoria Park	11.07	LF	3	12 ' 00 "	36	0	18.5	LF	4	11 ' 00 "	44	0	15.1	LF	5	9 ' 00 "	44	1	15.1	LF	3	15 ' 00 "	44	1	15.1	LF	3	15 ' 00 "	36	9	18.5	547a	529a	148a	210a		
Sunday	01-Aug-10			Sunday morning				Sunday afternoon					Sunday early evening						Sunday late evening																		
22A Coxwell Stn – Victoria Park	11.07			LF	4	10 ' 00 "	40	0	16.6	LF	4	10 ' 00 "	40	0	16.6	LF	3	15 ' 00 "	40	5	16.6	LF	3	15 ' 00 "	36	9	18.5	840a	840a	148a	210a						
322 COXWELL		Bir																																			
Overnight, 7 days a week	17-Feb-09			Monday-Friday overnight				Saturday overnight					Sunday overnight																								
322 Broadview Stn via Cosburn – Victoria Park Stn via Kingston Rd	22.61	LF	1.3	30 ' 00 "	39	0	34.8	LF	1.3	30 ' 00 "	39	0	34.8	LF	1.3	30 ' 00 "	39	0	34.8																		
				Alternates trips with 324 VICTORIA PARK																																	



TORONTO TRANSIT COMMISSION

SERVICE SUMMARY

June 17 to July 28, 2012

Route	RT dist (km) and date of last change	Veh type	No. of Veh	Service interval	Run time (min)	Term time (min)	Avg spd (km/h)	Veh type	No. of Veh	Service interval	Run time (min)	Term time (min)	Avg spd (km/h)	Veh type	No. of Veh	Service interval	Run time (min)	Term time (min)	Avg spd (km/h)	Veh type	No. of Veh	Service interval	Run time (min)	Term time (min)	Avg spd (km/h)	Veh type	No. of Veh	Service interval	Run time (min)	Term time (min)	Avg spd (km/h)	First dep NB or WB	First dep SB or EB	Last dep NB or WB	Last dep SB or EB							
42 CUMMER		Wil																																								
Monday to Friday		18-Jun-12																																								
		Monday-Friday morning peak period							Monday-Friday midday							Monday-Friday afternoon peak period							Monday-Friday early evening							Monday-Friday late evening												
42 Finch Stn – Victoria Park		18.41	LF	5	11 ' 15 "	54	2	20.5						LF	4	14 ' 00 "	54	2	20.5																							
42A Finch Stn – Middlefield		31.20	LF	4	22 ' 30 "	87	3	21.5	LF	3	30 ' 00 "	84	6	22.3	LF	3.5	28 ' 00 "	89	9	21.0	LF	4	20 ' 00 "	80	0	23.4																
42B Finch Stn – Kennedy		23.16	LF	3	22 ' 30 "	67	1	20.7	LF	2	30 ' 00 "	60	0	23.2	LF	2.5	28 ' 00 "	67	3	20.7	LF	3	20 ' 00 "	58	2	24.0	LF	3	20 ' 00 "	58	2	24.0										
Combined/Average				12	5 ' 38 "				5	15 ' 00 "				10	7 ' 00 "					7	10 ' 00 "					3	20 ' 00 "															
Saturday		18-Feb-12																																								
		Saturday early morning							Saturday morning							Saturday afternoon							Saturday early evening							Saturday late evening												
42B Finch Stn – Kennedy		23.16	LF	3	20 ' 00 "	55	5	25.3	LF	4	15 ' 00 "	60	0	23.2	LF	4	15 ' 00 "	60	0	23.2	LF	3	20 ' 00 "	56	4	24.8	LF	2	30 ' 00 "	56	4	24.8										
Sunday		12-Feb-12																																								
		Sunday morning							Sunday afternoon							Sunday early evening							Sunday late evening																			
42B Finch Stn – Kennedy		23.16							LF	3	20 ' 00 "	55	5	25.3	LF	4	15 ' 00 "	60	0	23.2	LF	2	30 ' 00 "	58	2	24.0	LF	2	30 ' 00 "	55	5	25.3										
113 DANFORTH		Bir																																								
Monday to Friday		18-Jun-12																																								
		Monday-Friday morning peak period							Monday-Friday midday							Monday-Friday afternoon peak period							Monday-Friday early evening							Monday-Friday late evening												
113 Main Street Stn – Kennedy Stn		15.03	LF	3	17 ' 20 "	52	0	17.3	LF	2	30 ' 00 "	57	3	15.8	LF	3	20 ' 00 "	60	0	15.0	LF	2	24 ' 00 "	48	0	18.8	LF	2	24 ' 00 "	48	0	18.8										
Saturday		09-Sep-06																																								
		Saturday early morning							Saturday morning							Saturday afternoon							Saturday early evening							Saturday late evening												
113 Main Street Stn – Kennedy Stn		15.03	LF	2	24 ' 00 "	48	0	18.8	LF	3	18 ' 00 "	54	0	16.7	LF	3	18 ' 00 "	54	0	16.7	LF	2	30 ' 00 "	56	4	16.1	LF	1.5	30 ' 00 "	45	0	20.0										
		Alternates trips with 87 COSBURN																																								
Sunday		17-Feb-08																																								
		Sunday morning							Sunday afternoon							Sunday early evening							Sunday late evening																			
113 Main Street Stn – Kennedy Stn		15.03							LF	2	24 ' 00 "	48	0	18.8	LF	3	20 ' 00 "	48	12	18.8	LF	1.5	30 ' 00 "	45	0	20.0	LF	1.5	30 ' 00 "	45	0	20.0										
		Alternates trips with 87 COSBURN																																								
Overnight service on Danforth Avenue provided by 300 BLOOR-DANFORTH and overnight service on Danforth Road provided by 302 DANFORTH RD-McCOWAN																																										
302 DANFORTH RD-McCOWAN		Bir																																								
Overnight, 7 days a week		17-Feb-08																																								
302 Danforth Ave – Steeles		33.15	LF	2	30 ' 00 "	60	0	33.2	LF	2	30 ' 00 "	60	0	33.2	LF	2	30 ' 00 "	60	0	33.2																						
127 DAVENPORT		MtD																																								
Monday to Friday		24-Nov-08																																								
		Monday-Friday morning peak period							Monday-Friday midday							Monday-Friday afternoon peak period							Monday-Friday early evening							Monday-Friday late evening												
127 Spadina Stn – St Clair & Old Weston Rd		12.15	LF	3	17 ' 00 "	50	1	14.6	LF	2	22 ' 30 "	45	0	16.2	LF	2	25 ' 00 "	50	0	14.6	LF	2	22 ' 30 "	45	0	16.2	LF	2	22 ' 30 "	45	0	16.2	LF	2	20 ' 00 "	40	0	18.2				
Saturday		29-Nov-08																																								
		Saturday early morning							Saturday morning							Saturday afternoon							Saturday early evening							Saturday late evening												
127 Spadina Stn – St Clair & Old Weston Rd		12.15	LF	2	22 ' 30 "	45	0	16.2	LF	2	22 ' 30 "	45	0	16.2	LF	2	22 ' 30 "	45	0	16.2	LF	2	22 ' 30 "	45	0	16.2	LF	2	20 ' 00 "	40	0	18.2										
Sunday		08-May-11																																								
		Sunday morning							Sunday afternoon							Sunday early evening																										
127 Spadina Stn – St Clair & Old Weston Rd		12.15							LF	2	22 ' 30 "	45	0	16.2	LF	2	22 ' 30 "	45	0	16.2	LF	2	20 ' 00 "	40	0	18.2																
28 DAVISVILLE		See 11 BAYVIEW																																								
28 Davisville Stn – Bayview																																										
28A Davisville Stn – Brick Works																																										



TORONTO TRANSIT COMMISSION

SERVICE SUMMARY

June 17 to July 28, 2012

Route	RT dist (km) and date of last change	Veh type	No. of Veh	Service interval	Run time (min)	Term time (min)	Avg spd (km/h)	Veh type	No. of Veh	Service interval	Run time (min)	Term time (min)	Avg spd (km/h)	Veh type	No. of Veh	Service interval	Run time (min)	Term time (min)	Avg spd (km/h)	Veh type	No. of Veh	Service interval	Run time (min)	Term time (min)	Avg spd (km/h)	Veh type	No. of Veh	Service interval	Run time (min)	Term time (min)	Avg spd (km/h)	First dep NB or WB	First dep SB or EB	Last dep NB or WB	Last dep SB or EB						
23 DAWES		Bir																																							
Monday to Friday	18-Jun-12		Monday-Friday morning peak period					Monday-Friday midday					Monday-Friday afternoon peak period					Monday-Friday early evening					Monday-Friday late evening																		
23 Main Street Stn – St Clair	7.55	LF	5	6'00"	30	0	15.1	LF	3	10'00"	30	0	15.1	LF	4	7'30"	30	0	15.1	LF	2	15'00"	30	0	15.1	LF	2	15'00"	30	0	15.1	528a	515a	145a	130a						
Saturday	21-Oct-06		Saturday early morning					Saturday morning					Saturday afternoon					Saturday early evening					Saturday late evening																		
23 Main Street Stn – St Clair	7.55	LF	2	13'00"	26	0	17.4	LF	3	10'00"	30	0	15.1	LF	3	10'00"	30	0	15.1	LF	2	15'00"	30	0	15.1	LF	1	30'00"	30	0	15.1	537a	550a	145a	130a						
Sunday	28-Mar-10		Sunday morning					Sunday afternoon					Sunday early evening					Sunday late evening																							
23 Main Street Stn – St Clair	7.55		LF 1 24'00" 24 0 18.9					LF 2 15'00" 30 0 15.1					LF 2 15'00" 30 0 15.1					LF 1 30'00" 30 0 15.1					840a	852a	100a	115a															
25 DON MILLS		Egl																																							
Monday to Friday	18-Jun-12		Monday-Friday morning peak period					Monday-Friday midday					Monday-Friday afternoon peak period					Monday-Friday early evening					Monday-Friday late evening																		
25 Pape Stn – Steeles	32.70	LF	30	3'40"	108	2	18.2	LF	16	6'40"	105	2	18.7	LF	28	4'00"	108	4	18.2	LF	14	7'00"	94	4	20.9	LF	7	12'00"	84	0	23.4	440a	520a	149a	110a						
Saturday	31-Mar-12		Saturday early morning					Saturday morning					Saturday afternoon					Saturday early evening					Saturday late evening																		
25 Pape Stn – Steeles	32.70	LF	9	10'00"	90	0	21.8	LF	17	6'00"	100	2	19.6	LF	17	6'00"	100	2	19.6	LF	9	10'00"	84	6	23.4	LF	7	12'00"	80	4	24.5	440a	520a	149a	110a						
Sunday	25-Mar-12		Sunday early morning					Sunday morning					Sunday afternoon					Sunday early evening					Sunday late evening																		
25 Pape Stn – Steeles	32.70	LF	3	30'00"	90	0	21.8	LF	14	7'00"	98	0	20.0	LF	18	5'40"	98	4	20.0	LF	8	10'00"	80	0	24.5	LF	7	12'00"	80	4	24.5	440a	520a	149a	110a						
303 DON MILLS		Egl																																							
Overnight, 7 days a week	04-Sep-05		Monday-Friday overnight					Saturday overnight					Sunday overnight																												
303 Steeles – Queen via Broadview	47.04	LF	3	30'00"	90	0	31.4	LF	3	30'00"	90	0	31.4	LF	3	30'00"	90	0	31.4																						
108 DOWNSVIEW		Arw																																							
Monday to Friday	18-Jun-12		Monday-Friday morning peak period					Monday-Friday midday					Monday-Friday afternoon peak period					Monday-Friday early evening					Monday-Friday late evening																		
108 Downsview Stn – Jane	16.91	LF	3.5	15'00"	50	3	20.3	LF	2	24'00"	43	5	23.6	LF	2.5	20'00"	48	2	21.1	LF	4	11'00"	43	1	23.6	LF	3	15'00"	41	4	24.7	612a	545a	105a	106a						
108A Downsview Stn – Jane via Grandravine	15.26	LF	3.5	15'00"	50	3	18.3	LF	2	24'00"	43	5	21.3	LF	2.5	20'00"	48	2	19.1																						
Combined/Average			7	7'30"				4	12'00"				5	10'00"						4	11'00"						3	15'00"													
Saturday	10-Sep-11		Saturday early morning					Saturday morning					Saturday afternoon					Saturday early evening					Saturday late evening																		
108 Downsview Stn – Jane	16.91	LF	3	15'00"	40	5	25.4	LF	4	12'00"	43	5	23.6	LF	6	7'30"	44	1	23.1	LF	3	15'00"	40	5	25.4	LF	3	15'00"	40	5	25.4	545a	615a	105a	105a						
Sunday	09-Oct-11		Sunday morning					Sunday afternoon					Sunday early evening					Sunday late evening																							
108 Downsview Stn – Jane	16.91		LF 3 15'00" 40 5 25.4					LF 4 12'00" 44 4 23.1					LF 2 22'00" 40 4 25.4					LF 2 22'00" 40 4 25.4					830a	825a	105a	105a															
101 DOWNSVIEW PARK		Arw																																							
Monday to Friday	07-May-12		Monday-Friday morning peak period					Monday-Friday midday					Monday-Friday afternoon peak period					Monday-Friday early evening																							
101 Downsview Stn – Downsview Park	5.64	LF	1	20'00"	20	0	16.9	LF	1	20'00"	20	0	16.9	LF	1	20'00"	20	0	16.9	LF	1	20'00"	20	0	16.9																
Saturday	25-Jun-11		Saturday morning					Saturday afternoon					Saturday early evening																												
101 Downsview Stn – Downsview Park	5.64		LF 1 20'00" 20 0 16.9					LF 1 20'00" 20 0 16.9					LF 1 20'00" 20 0 16.9																												
Sunday	19-Jun-11		Sunday morning					Sunday afternoon					Sunday early evening																												
101 Downsview Stn – Downsview Park	5.64		LF 1 20'00" 20 0 16.9					LF 1 20'00" 20 0 16.9					LF 1 20'00" 20 0 16.9																												
142 DOWNTOWN/ AVENUE RD EXPRESS		Wil																																							
Monday to Friday	21-Jun-10		Monday-Friday morning peak period					Monday-Friday afternoon peak period																																	
142 Downtown – Highway 401	24.41	LF	3	30'00"	90	0	16.3						LF	3	30'00"	90	0	16.3																							



TORONTO TRANSIT COMMISSION

SERVICE SUMMARY

June 17 to July 28, 2012

Route	RT dist (km) and date of last change	Veh type	No. of Veh	Service interval	Run time (min)	Term time (min)	Avg spd (km/h)	Veh type	No. of Veh	Service interval	Run time (min)	Term time (min)	Avg spd (km/h)	Veh type	No. of Veh	Service interval	Run time (min)	Term time (min)	Avg spd (km/h)	Veh type	No. of Veh	Service interval	Run time (min)	Term time (min)	Avg spd (km/h)	Veh type	No. of Veh	Service interval	Run time (min)	Term time (min)	Avg spd (km/h)	First dep NB or WB	First dep SB or EB	Last dep NB or WB	Last dep SB or EB				
143 DOWNTOWN/ BEACH EXPRESS	Bir																																						
Monday to Friday	19-Oct-09			Monday-Friday morning peak period											Monday-Friday afternoon peak period																								
143 Downtown – Neville Park	20.37	LF	3	Six WB trips											LF	2	Five EB trips																						
144 DOWNTOWN/ DON VALLEY EXPRESS	Egl																																						
Monday to Friday	04-Jan-10			Monday-Friday morning peak period											Monday-Friday afternoon peak period																								
144 Downtown – Wynford and Underhill	39.75																																						
144A Underhill – Downtown	41.02	LF	5	Five SB trips											LF	4	Eight NB trips																						
144B Wynford – Downtown	32.19	LF	4	Seven SB trips																																			
Combined/Average			9												4																								
145 DOWNTOWN/ HUMBER BAY EXPRESS	Qsy																																						
Monday to Friday	22-Nov-10			Monday-Friday morning peak period											Monday-Friday afternoon peak period																								
145 Kipling – Downtown	28.81	LF		Three EB trips											LF		Three WB trips																						
145A Royal York – Downtown	27.85	LF		Two EB trips											LF		Three WB trips																						
Combined/Average			3												3																								
141 DOWNTOWN/ MT PLEASANT EXPRESS	MtD																																						
Monday to Friday	06-Sep-11			Monday-Friday morning peak period											Monday-Friday afternoon peak period																								
141 Downtown – Eglinton	20.12	LF	3	Four SB trips											LF	2	Two NB trips																						
502 DOWNTOWNER and 503 KINGSTON RD	Egl/Mal	Due to TTC trackwork on Queen Street at Russell Carhouse, and City Toronto water main work on Kingston Road, streetcars replaced by buses between Bingham Loop and Broadview. For revised streetcar service on Queen see 501 QUEEN.																																					
Monday to Friday	07-May-12			Monday-Friday morning peak period							Monday-Friday midday							Monday-Friday afternoon peak period																					
502 Broadview – Victoria Park	14.96	Lift / LF	11	5 ' 30 "	56	5	16.0	LF	4	14 ' 00 "	51	5	17.6	Lift / LF	9	6 ' 30 "	55	4	16.3																				
503 York – Victoria Park		Replaced by 502 DOWNTOWNER Bus and 501 QUEEN Streetcar during construction.																																					
		Evening and weekend service on Kingston Road provided by 22 COXWELL. Overnight service on Kingston Road provided by 322 COXWELL.																																					
125 DREWRY	Wil																																						
Monday to Friday	18-Jun-12			Monday-Friday morning peak period							Monday-Friday midday							Monday-Friday afternoon peak period											Monday-Friday early evening							Monday-Friday late evening			
125 Finch Stn – Bathurst (Torresdale)	7.92	LF	5	6 ' 30 "	30	3	15.8	LF	1	30 ' 00 "	28	2	17.0	LF	3	10 ' 00 "	30	0	15.8	LF	2	15 ' 00 "	25	5	19.0	LF	1	30 ' 00 "	25	5	19.0								
Saturday	09-Jan-10			Saturday early morning							Saturday morning							Saturday afternoon											Saturday early evening							Saturday late evening			
125 Finch Stn – Bathurst (Torresdale)	7.92	LF	1	30 ' 00 "	25	5	19.0	LF	1	30 ' 00 "	28	2	17.0	LF	1	30 ' 00 "	28	2	17.0	LF	1	30 ' 00 "	25	5	19.0	LF	1	30 ' 00 "	25	5	19.0								
Sunday	03-Jan-10			Sunday morning							Sunday afternoon							Sunday early evening											Sunday late evening										
125 Finch Stn – Bathurst (Torresdale)	7.92							LF	1	30 ' 00 "	28	2	17.0	LF	1	30 ' 00 "	28	2	17.0	LF	1	30 ' 00 "	25	5	19.0	LF	1	30 ' 00 "	25	5	19.0								



TORONTO TRANSIT COMMISSION

SERVICE SUMMARY

June 17 to July 28, 2012

Route	RT dist (km) and date of last change	Wil	Veh type	No. of Veh	Service interval	Run time (min)	Term time (min)	Avg spd (km/h)	Veh type	No. of Veh	Service interval	Run time (min)	Term time (min)	Avg spd (km/h)	Veh type	No. of Veh	Service interval	Run time (min)	Term time (min)	Avg spd (km/h)	Veh type	No. of Veh	Service interval	Run time (min)	Term time (min)	Avg spd (km/h)	Veh type	No. of Veh	Service interval	Run time (min)	Term time (min)	Avg spd (km/h)	First dep NB or WB	First dep SB or EB	Last dep NB or WB	Last dep SB or EB			
29 DUFFERIN		Wil	Revised service south of Queen, due to trackwork on Dufferin. <i>Italicised branch names are for internal use only</i>																																				
Monday to Friday	18-Jun-12		Monday-Friday morning peak period					Monday-Friday midday					Monday-Friday afternoon peak period					Monday-Friday early evening					Monday-Friday late evening																
29 Wilson Stn-Queen	22.81								Lift	12	7' 30"	87	3	15.7							Lift	10	7' 30"	73	2	18.8								822a	843a	258p	332p		
29 To Queen																																							
29 To Wilson Stn																																							
29A Tycos Dr - Queen	16.48		Lift	11	5' 15"	53	5	18.7						15.2	Lift	11	6' 00"	65	1															647a	646a	816a	847a		
29 To Queen																																							
29A To Tycos																																							
29D Wilson Stn-Exhibition (Princes' Gt)	27.12		Lift	22	5' 15"	113	3	14.4	Lift	16	7' 30"	120	0	13.6	Lift	21	6' 00"	122	5	13.4	Lift	14	7' 30"	105	0	15.5	Lift	13	6' 30"	82	3	19.8			527a	442a	148a	135a	
29D To Exhibition (Princes' Gate)																																							
29 To Wilson Stn																																							
Combined/Average				33	2' 37"					28	3' 45"				32	3' 00"					24	3' 45"					13	6' 30"											
Saturday	23-Jun-12		Saturday early morning					Saturday morning					Saturday afternoon					Saturday early evening					Saturday late evening																
29 Wilson Stn-Queen	22.81								Lift	13	7' 30"	93	5	14.7	Lift	16	6' 00"	93	3	14.7														804a	804a	737p	658p		
29 To Queen																																							
29 To Wilson Stn																																							
29D Wilson Stn-Exhibition (Princes' Gt)	27.12		Lift	15	6' 15"	93	0	17.4	Lift	17	7' 30"	127	1	12.8	Lift	22	6' 00"	127	5	12.8	Lift	14	7' 20"	103	0	15.9	Lift	9	10' 00"	82	8	19.8			525a	454a	155a	143a	
29D To Exhibition (Princes' Gate)																																							
29 To Wilson Stn																																							
Combined/Average				15	6' 15"					30	3' 45"				38	3' 00"					14	7' 20"					9	10' 00"											
Sunday	17-Jun-12		Sunday early morning					Sunday morning					Sunday afternoon					Sunday early evening					Sunday late evening																
29 Wilson Stn-Queen	22.81								Lift	8	10' 00"	80	0	17.1	Lift	13	6' 45"	81	7	16.9														900a	830a	716p	643p		
29 To Queen																																							
29 To Wilson Stn																																							
29D Wilson Stn-Exhibition (Princes' Gt)	27.12		Lift	8	10' 00"	80	0	20.3	Lift	12	10' 00"	111	9	14.7	Lift	18	6' 45"	114	8	14.3	Lift	9	10' 00"	88	2	18.5	Lift	9	10' 00"	82	8	19.8			540a	505a	151a	142a	
29D To Exhibition (Princes' Gate)																																							
29 To Wilson Stn																																							
Combined/Average				8	10' 00"					20	5' 00"				31	3' 23"					9	10' 00"					9	10' 00"											
329 DUFFERIN	MtD/Wil		Revised service south of Queen, due to trackwork on Dufferin. <i>Italicised branch names are for internal use only</i>																																				
Overnight, 7 days a week	17-Jun-12		Monday-Friday overnight					Saturday overnight					Sunday overnight																										
329 Wilson Stn - Exhibition	30.75		LF	3.4	30' 00"	91	11	20.3	LF	3.4	30' 00"	91	11	20.3	LF	3.4	30' 00"	91	11	20.3																			
			Alternates trips with 316 OSSINGTON																																				
105 DUFFERIN NORTH	Wil	Service outside Toronto north of Steeles Avenue is provided under contract to York Region.																																					
Monday to Friday	13-Feb-12		Monday-Friday morning peak period					Monday-Friday midday					Monday-Friday afternoon peak period					Monday-Friday early evening					Monday-Friday late evening																
105 Downsview Stn - Rutherford	23.58		LF	2.5	28' 00"	61	9	23.2	LF	2	30' 00"	56	4	25.3	LF	3.5	24' 00"	75	9	18.9	LF	2	30' 00"	55	5	25.7									600a	527a	1100p	1131p	
105B Downsview Stn - Major Mackenzie	27.93		LF	2.5	28' 00"	69	1	24.3							LF	3.5	24' 00"	83	1	20.2															634a	707a	616p	702p	
105C Downsview Stn - Steeles	9.93																																						
Combined/Average				5	14' 00"					2	30' 00"				7	12' 00"					2	30' 00"																	
Saturday	28-Nov-09		Saturday early morning					Saturday morning					Saturday afternoon					Saturday early evening					Saturday late evening																
105 Downsview Stn - Rutherford	23.58		LF	2	30' 00"	55	5	25.7	LF	2	30' 00"	55	5	25.7	LF	2	30' 00"	55	5	25.7	LF	2	30' 00"	55	5	25.7									601a	531a	1000p	1031p	
105C Downsview Stn - Steeles	9.93																																						
Sunday	08-May-11							Sunday morning					Sunday afternoon					Sunday early evening																					
105 Downsview Stn - Rutherford	23.58								LF	2	30' 00"	55	5	25.7	LF	2	30' 00"	55	5	25.7	LF	2	30' 00"	55	5	25.7										900a	831a	1000p	1031p



TORONTO TRANSIT COMMISSION

SERVICE SUMMARY

June 17 to July 28, 2012

Route	RT dist (km) and date of last change	Veh type	No. of Veh	Service interval	Run time (min)	Term time (min)	Avg spd (km/h)	Veh type	No. of Veh	Service interval	Run time (min)	Term time (min)	Avg spd (km/h)	Veh type	No. of Veh	Service interval	Run time (min)	Term time (min)	Avg spd (km/h)	Veh type	No. of Veh	Service interval	Run time (min)	Term time (min)	Avg spd (km/h)	Veh type	No. of Veh	Service interval	Run time (min)	Term time (min)	Avg spd (km/h)	First dep NB or WB	First dep SB or EB	Last dep NB or WB	Last dep SB or EB				
505 DUNDAS	Ron/Rus																																						
Monday to Friday	18-Jun-12			Monday-Friday morning peak period				Monday-Friday midday					Monday-Friday afternoon peak period							Monday-Friday early evening						Monday-Friday late evening													
505 Dundas West Stn – Broadview Stn	21.47	CLRV	16	6 ' 15 "	94	6	13.7	CLRV	16	6 ' 30 "	96	8	13.4	CLRV	18	6 ' 00 "	100	8	12.9	CLRV	11	8 ' 00 "	83	5	15.5	CLRV	7	12 ' 00 "	78	6	16.5	520a	520a	1253a	1249a				
Saturday	23-Jun-12			Saturday early morning				Saturday morning					Saturday afternoon							Saturday early evening					Saturday late evening														
505 Dundas West Stn – Broadview Stn	21.47	CLRV	9	10 ' 00 "	84	6	15.3	CLRV	16	6 ' 45 "	104	4	12.4	CLRV	21	5 ' 30 "	105	11	12.3	CLRV	8	12 ' 00 "	91	5	14.2	CLRV	6	14 ' 00 "	78	6	16.5	527a	536a	1251a	1251a				
Sunday	17-Jun-12			Sunday early morning				Sunday morning					Sunday afternoon							Sunday early evening					Sunday late evening														
505 Dundas West Stn – Broadview Stn	21.47	CLRV	4	20 ' 00 "	80	0	16.1	CLRV	12	8 ' 00 "	92	4	14.0	CLRV	16	6 ' 20 "	94	8	13.7	CLRV	8	12 ' 00 "	91	5	14.2	CLRV	6	14 ' 00 "	78	6	16.5	530a	530a	1246a	1249a				
26 DUPONT	Qsy																																						
Monday to Friday	13-Feb-12			Monday-Friday morning peak period				Monday-Friday midday					Monday-Friday afternoon peak period							Monday-Friday early evening					Monday-Friday late evening														
26 St George Stn – Jane Stn	19.09	LF	5	16 ' 00 "	75	5	15.3	LF	4	20 ' 00 "	68	12	16.8	LF	6	14 ' 00 "	80	4	14.3	LF	3	20 ' 00 "	60	0	19.1									540a	510a	1000p	1010p		
Saturday	10-Sep-11			Saturday early morning				Saturday morning					Saturday afternoon							Saturday early evening					Saturday late evening														
26 St George Stn – Jane Stn	19.09	LF	2	30 ' 00 "	60	0	19.1	LF	3	24 ' 00 "	72	0	15.9	LF	3	24 ' 00 "	72	0	15.9	LF	3	24 ' 00 "	72	0	15.9										540a	540a	1000p	1010p	
Sunday	04-Sep-11			Sunday early morning				Sunday morning					Sunday afternoon							Sunday early evening					Sunday late evening														
26 St George Stn – Jane Stn	19.09	LF	2	30 ' 00 "	60	0	19.1	LF	2	30 ' 00 "	60	0	19.1	LF	2	30 ' 00 "	60	0	19.1	LF	2	30 ' 00 "	60	0	19.1											710a	740a	1010p	1010p
111 EAST MALL	Qsy																																						
Monday to Friday	18-Jun-12			Monday-Friday morning peak period				Monday-Friday midday					Monday-Friday afternoon peak period							Monday-Friday early evening					Monday-Friday late evening														
111 Kipling Stn – Eglinton	17.93	LF	4	12 ' 00 "	46	2	23.4	LF	4	12 ' 00 "	46	2	23.4	LF	6	9 ' 00 "	49	5	22.0	LF	3	15 ' 00 "	45	0	23.9	LF	2	20 ' 00 "	36	4	29.9	525a	510a	120a	103a				
Saturday	20-Feb-10			Saturday early morning				Saturday morning					Saturday afternoon							Saturday early evening					Saturday late evening														
111 Kipling Stn – Eglinton	17.93	LF	2	20 ' 00 "	40	0	26.9	LF	3.5	15 ' 00 "	52	0	20.6	LF	5	11 ' 00 "	47	8	22.9	LF	2	20 ' 00 "	39	1	27.6	LF	2	20 ' 00 "	36	4	29.9	551a	610a	102a	1247a				
Sunday	14-Feb-10			Sunday morning				Sunday afternoon					Sunday early evening							Sunday late evening					Sunday late evening														
111 Kipling Stn – Eglinton	17.93	LF	3	15 ' 00 "	45	0	23.9	LF	3	18 ' 00 "	47	7	22.9	LF	2	20 ' 00 "	39	1	27.6	LF	2	20 ' 00 "	39	1	27.6	LF	2	20 ' 00 "	36	4	29.9	820a	849a	103a	1247a				
404 EAST YORK COMMUNITY BUS	W-T																																						
Monday to Friday	Mar-05			Monday-Friday midday				Monday-Friday afternoon peak period					Monday-Friday afternoon peak period																										
404 East General Hospital – Shoppers World via Victoria Park Stn		CB	1	75 ' 00 "	75	0		CB	1	75 ' 00 "	75	0		CB	1	75 ' 00 "	75	0																					
34 EGLINTON EAST	Egl																																						
Monday to Friday	18-Jun-12			Monday-Friday morning peak period				Monday-Friday midday					Monday-Friday afternoon peak period							Monday-Friday early evening					Monday-Friday late evening														
34 Eglinton Stn – Kingston Rd	33.71	LF	12	9 ' 40 "	116	0	17.4						LF	13	9 ' 20 "	118	4	17.2																					
34C Eglinton Stn – Kennedy Stn	23.33	LF	9	9 ' 40 "	82	5	17.1	LF	10	8 ' 30 "	81	4	17.3	LF	10	9 ' 20 "	86	8	16.3	LF	13	6 ' 15 "	80	2	17.5	LF	5	14 ' 00 "	70	0	20.0	518a	500a	858a	830a				
Combined/Average			21	4 ' 50 "				10	8 ' 30 "				23	4 ' 40 "					13	6 ' 15 "				5	14 ' 00 "														
Saturday	31-Mar-12			Saturday early morning				Saturday morning					Saturday afternoon							Saturday early evening					Saturday late evening														
34C Eglinton Stn – Kennedy Stn	23.33	LF	6	12 ' 00 "	72	0	19.4	LF	11	7 ' 00 "	76	1	18.4	LF	11	7 ' 00 "	76	1	18.4	LF	6	11 ' 00 "	66	0	21.2	LF	4	15 ' 00 "	60	0	23.3	501a	514a	210a	200a				
Sunday	25-Mar-12			Sunday early morning				Sunday morning					Sunday afternoon							Sunday early evening					Sunday late evening														
34C Eglinton Stn – Kennedy Stn	23.33	LF	7	10 ' 20 "	72	1	19.5	LF	7	10 ' 20 "	72	1	19.5	LF	8	9 ' 30 "	72	4	19.4	LF	5	14 ' 00 "	66	4	21.2	LF	3	20 ' 00 "	60	0	23.3	702a	715a	220a	150a				
305 EGLINTON EAST	Egl																																						
Overnight, 7 days a week	14-Feb-10			Monday-Friday overnight				Saturday overnight					Sunday overnight																										
305 Eglinton Stn – Rouge Hill GO Stn	48.20	LF	3.5	30 ' 00 "	105	0	27.5	LF	3.5	30 ' 00 "	105	0	27.5	LF	3.5	30 ' 00 "	105	0	27.5																				
				Alternates trips with 354 LAWRENCE EAST				Alternates trips with 354 LAWRENCE EAST					Alternates trips with 354 LAWRENCE EAST																										



TORONTO TRANSIT COMMISSION

SERVICE SUMMARY

June 17 to July 28, 2012

Route	RT dist (km) and date of last change	Veh type	No. of Veh	Service interval	Run time (min)	Term time (min)	Avg spd (km/h)	Veh type	No. of Veh	Service interval	Run time (min)	Term time (min)	Avg spd (km/h)	Veh type	No. of Veh	Service interval	Run time (min)	Term time (min)	Avg spd (km/h)	Veh type	No. of Veh	Se vice interval	Run time (min)	Term time (min)	Avg spd (km/h)	Veh type	No. of Veh	Service interval	Run time (min)	Term time (min)	Avg spd (km/h)	First dep NB or WB	First dep SB or EB	Last dep NB or WB	Last dep SB or EB			
32 EGLINTON WEST		MtD																																				
Monday to Friday	18-Jun-12	Monday-Friday morning peak period				Monday-Friday midday				Monday-Friday afternoon peak period				Monday-Friday early evening				Monday-Friday late evening																				
32 Eglinton Stn – Renforth	32.99							LF	9	12 ' 00 "	108	0	19.2	LF	18	7 ' 00 "	118	8	17.6	LF	10	11 ' 00 "	109	1	19.1	LF	6.5	14 ' 00 "	90	1	22.0	914p	1010p	120a	113a			
32A Eglinton Stn – Renforth & Skymark	34.65	LF	25	5 ' 00 "	119	6	17.5	LF	9	12 ' 00 "	108	0	19.2	LF	18	7 ' 00 "	118	8	17.6	LF	10	11 ' 00 "	109	1	19.1	LF	6.5	14 ' 00 "	90	1	22.0	442a	516a	903p	1000p			
32C Eglinton Stn – Jane & Lawrence via Trethewey	20.18	LF	18	5 ' 00 "	85	5	14.2	LF	7	12 ' 00 "	84	0	14.4	LF	13	7 ' 00 "	89	2	13.6	LF	8	11 ' 00 "	84	4	14.4	LF	5.5	14 ' 00 "	70	7	17.3	547a	535a	110a	130a			
32D Eglinton West Stn – Jane & Emmett	13.21	LF	5	10 ' 00 "	43	7	18.4	LF	4	12 ' 00 "	48	0	16.5	LF	7	7 ' 00 "	47	2	16.9	LF	2	24 ' 00 "	48	0	16.5	LF	2	24 ' 00 "	48	0	16.5	644a	601a	1016p	952p			
Combined/Average			48	2 ' 00 "					20	4 ' 00 "				38	2 ' 20 "					20	4 ' 28 "					12	7 ' 00 "											
Saturday	31-Mar-12	Saturday early morning				Saturday morning				Saturday afternoon				Saturday early evening				Saturday late evening																				
32 Eglinton Stn – Renforth	32.99	LF	6	15 ' 00 "	90	0	22.0	LF	12	10 ' 00 "	117	3	16.9	LF	12	10 ' 00 "	117	3	16.9	LF	5	20 ' 00 "	96	4	20.6	LF	4.5	20 ' 00 "	90	0	22.0	442a	515a	120a	111a			
32C Eglinton Stn – Jane & Lawrence via Trethewey	20.18	LF	5	15 ' 00 "	75	0	16.1	LF	10	10 ' 00 "	96	4	12.6	LF	10	10 ' 00 "	96	4	12.6	LF	4	20 ' 00 "	72	8	16.8	LF	3.5	20 ' 00 "	70	0	17.3	552a	530a	114a	133a			
32D Eglinton West Stn – Jane & Emmett	13.21	LF	2	24 ' 00 "	43	5	18.4	LF	2	30 ' 00 "	60	0	13.2	LF	2	30 ' 00 "	60	0	13.2	LF	2	24 ' 00 "	48	0	16.5	LF						618a	614a	1017p	954p			
Combined/Average			13	5 ' 43 "					24	4 ' 17 "				24	4 ' 17 "					11	7 ' 04 "					8	10 ' 00 "											
Sunday	25-Mar-12	Sunday early morning				Sunday morning				Sunday afternoon				Sunday early evening				Sunday late evening																				
32 Eglinton Stn – Renforth	32.99	LF	5.5	30 ' 00 "	90	15	22.0	LF	6.5	15 ' 00 "	97	1	20.4	LF	9.5	11 ' 00 "	99	6	20.0	LF	9.5	18 ' 00 "	96	3	20.6	LF	4	23 ' 30 "	90	4	22.0	442a	525a	103a	105a			
32C Eglinton Stn – Jane & Lawrence via Trethewey	20.18	LF	2.5	30 ' 00 "	70	5	17.3	LF	5.5	15 ' 00 "	80	3	15.1	LF	7.5	11 ' 00 "	80	3	15.1	LF	4.5	18 ' 00 "	72	9	16.8	LF	3	23 ' 30 "	70	1	17.3	700a	740a	115a	127a			
32D Eglinton West Stn – Jane & Emmett	13.21							LF	2	24 ' 00 "	44	4	18.0	LF	2	24 ' 00 "	46	2	17.2													900a	903a	700p	702p			
Combined/Average			6	15 ' 00 "					14	5 ' 43 "				19	4 ' 28 "					10	9 ' 00 "					7	11 ' 45 "											
307 EGLINTON WEST		MtD																																				
Overnight, 7 days a week	23-Nov-08	Monday-Friday overnight				Saturday overnight				Sunday overnight																												
307 Eglinton Stn – Pearson Airport	38.95	LF	3	30 ' 00 "	90	0	26.0	LF	3	30 ' 00 "	90	0	26.0	LF	3	30 ' 00 "	90	0	26.0																			
405 ETOBICOKE COMMUNITY BUS		W-T																																				
Monday to Friday	24-Oct-05					Monday-Friday midday				Monday-Friday afternoon peak period																												
405 Richview – Kipling								CB	1	74 ' 00 "	74	0		CB	1	74 ' 00 "	74	0																922a	1000a	516p	440a	
15 EVANS		Qsy																																				
Monday to Friday	18-Jun-12	Monday-Friday morning peak period				Monday-Friday midday				Monday-Friday afternoon peak period				Monday-Friday early evening				Monday-Friday late evening																				
15 Royal York Stn – Sherway	16.51	LF	3	17 ' 00 "	50	1	19.8	LF	2	22 ' 30 "	45	0	22.0	LF	3	17 ' 00 "	50	1	19.8	LF	1.5	30 ' 00 "	40	5	24.8	LF	1.5	30 ' 00 "	40	5	24.8	600a	545a	115a	105a			
																						Alternates trips with 48 RATHBURN				Alternates trips with 48 RATHBURN												
Saturday	29-Nov-08	Saturday early morning				Saturday morning				Saturday afternoon				Saturday early evening				Saturday late evening																				
15 Royal York Stn – Sherway	16.51	LF	1.5	30 ' 00 "	45	0	22.0	LF	1.5	30 ' 00 "	45	0	22.0	LF	1.5	30 ' 00 "	45	0	22.0	LF	1.5	30 ' 00 "	40	5	24.8	LF	1.5	30 ' 00 "	40	5	24.8	600a	600a	100a	1250a			
																						Alternates trips with 48 RATHBURN				Alternates trips with 48 RATHBURN				Alternates trips with 48 RATHBURN								
Sunday	08-May-11					Sunday morning				Sunday afternoon				Sunday early evening																								
15 Royal York Stn – Sherway	16.51							LF	1.5	30 ' 00 "	40	5	24.8	LF	1.5	30 ' 00 "	40	5	24.8	LF	1.5	30 ' 00 "	40	5	24.8								907a	900a	1007p	1000p		
																						Alternates trips with 48 RATHBURN				Alternates trips with 48 RATHBURN				Alternates trips with 48 RATHBURN								
193 EXHIBITION ROCKET		Wil																																				
193 Dundas West Stn – Exhibition			Bus service provided only during special events																																			



TORONTO TRANSIT COMMISSION

SERVICE SUMMARY

June 17 to July 28, 2012

Route	RT dist (km) and date of last change	Veh type	No. of Veh	Service interval	Run time (min)	Term time (min)	Avg spd (km/h)	Veh type	No. of Veh	Service interval	Run time (min)	Term time (min)	Avg spd (km/h)	Veh type	No. of Veh	Service interval	Run time (min)	Term time (min)	Avg spd (km/h)	Veh type	No. of Veh	Service interval	Run time (min)	Term time (min)	Avg spd (km/h)	Veh type	No. of Veh	Service interval	Run time (min)	Term time (min)	Avg spd (km/h)	First dep NB or WB	First dep SB or EB	Last dep NB or WB	Last dep SB or EB					
104 FAYWOOD	Wil																																							
Monday to Friday	20-Jun-11		Monday-Friday morning peak period					Monday-Friday midday					Monday-Friday afternoon peak period					Monday-Friday early evening					Monday-Friday late evening																	
104 Wilson Stn – Downsview Stn	16.24	LF	4	13'00"	48	4	20.3	LF	3	15'00"	44	1	22.1	LF	4	13'00"	48	4	20.3	LF	3	14'00"	38	4	25.6	LF	2	20'00"	38	2	25.6	548a	557a	100a	119a					
Saturday	28-Nov-09		Saturday early morning					Saturday morning					Saturday afternoon					Saturday early evening					Saturday late evening																	
104 Wilson Stn – Downsview Stn	16.24	LF	3	14'00"	36	6	27.1	LF	3	14'00"	38	4	25.6	LF	3	14'00"	38	4	25.6	LF	3	14'00"	38	4	25.6	LF	2	20'00"	38	2	25.6	615a	636a	115a	134a					
Sunday	22-Nov-09		Sunday morning					Sunday afternoon					Sunday early evening					Sunday late evening																						
104 Wilson Stn – Downsview Stn	16.24		LF 2 20'00" 38 2 25.6					LF 2 20'00" 38 2 25.6					LF 2 20'00" 38 2 25.6					LF 2 20'00" 38 2 25.6					745a	805a	125a	125a														
139 FINCH-DON MILLS	Mal																																							
Monday to Friday	13-Feb-12		Monday-Friday morning peak period					Monday-Friday midday					Monday-Friday afternoon peak period					Monday-Friday early evening																						
139E Don Mills Stn – Neilson & Finch	27.24	Lift	4	20'00"	76	4	21.5							Lift	4	20'00"	76	4	21.5															610a	652a	910a	932a			
																																	227p	309p	627p	649p				
39 FINCH EAST	Mal																																							
Monday to Friday	18-Jun-12		Monday-Friday morning peak period					Monday-Friday midday					Monday-Friday afternoon peak period					Monday-Friday early evening					Monday-Friday late evening																	
39 Finch Stn – Seneca College	11.39	Lift	5	7'00"	32	3	21.4							Lift	4	9'30"	32	6	21.4																625a	644a	852a	857a		
39F Finch Stn – Seneca College Express	33.46	Lift	28	3'30"	96	2	20.9	Lift	14	6'15"	85	3	23.6	Lift	21	4'45"	99	0	20.2	Lift	11	8'00"	86	2	23.3	Lift	12	6'00"	72	0	27.9	327p	302p	608p	602p					
39D Finch Stn – Neilson	33.46	Lift	1	14'00"	108	4	24.0							Lift	1	14'15"	112	2	23.1														455a	515a	201a	225a				
39G Finch Stn – Old Finch	43.12	Lift	1	14'00"	108	4	24.0							Lift	1	14'15"	112	2	23.1													604a	604a	852a	810a					
Combined/Average			34	2'20"				14	6'15"					26	3'10"					11	8'00"										331p	300p	704p	648p						
			39/39F buses operate WB as 39 (local) and operate EB as 39F (express) Every 4th 39D operates as a 39G					39/39F buses operate EB as 39 (local) and operate WB as 39F (express) Every 3rd 39D operates as a 39G																																
Saturday	18-Feb-12		Saturday early morning					Saturday morning					Saturday afternoon					Saturday early evening					Saturday late evening																	
39D Finch Stn – Neilson	33.46	Lift	12	7'30"	88	2	22.8	Lift	12	7'30"	90	0	22.3	Lift	13	7'00"	91	0	22.1	Lift	18	5'00"	86	4	23.3	Lift	8	9'00"	70	2	28.7	501a	531a	200a	200a					
Sunday	28-Mar-10		Sunday early morning					Sunday morning					Sunday afternoon					Sunday early evening					Sunday late evening																	
39D Finch Stn – Neilson	33.46	Lift	16	5'45"	90	2	22.3	Lift	16	5'45"	90	2	22.3	Lift	21	4'20"	90	1	22.3	Lift	12	7'15"	85	2	23.8	Lift	7	10'00"	70	0	28.7	500a	530a	200a	225a					
308 FINCH EAST	Mal/Arw																																							
Overnight, 7 days a week	16-Feb-03		Monday-Friday overnight					Saturday overnight					Sunday overnight																											
308 Finch Stn – Markham Rd	33.57	LF	2	30'00"	64	0	31.5	LF	2	30'00"	64	0	31.5	LF	2	30'00"	64	0	31.5																					
			Alternates trips with 309 FINCH WEST					Alternates trips with 309 FINCH WEST					Alternates trips with 309 FINCH WEST																											
199 FINCH ROCKET	Mal																																							
Monday to Friday	18-Jun-12		Monday-Friday morning peak period					Monday-Friday midday					Monday-Friday afternoon peak period					Monday-Friday early evening																						
199 Finch Stn-Scarborough Centre Stn	33.02	Lift	29	3'15"	92	3	21.6	Lift	12	6'45"	80	1	24.8	Lift	16	6'00"	93	3	21.3	Lift	11	7'20"	80	1	24.8									556a	628a	1004p	1000p			
Saturday	16-Oct-10		Saturday morning					Saturday afternoon																																
199 Finch Stn-Scarborough Centre Stn	33.02		Lift 11 7'30" 82 0 24.0					Lift 12 7'00" 84 0 23.6																																



TORONTO TRANSIT COMMISSION

SERVICE SUMMARY

June 17 to July 28, 2012

Route	RT dist (km) and date of last change	Veh type	No. of Veh	Service interval	Run time (min)	Term time (min)	Avg spd (km/h)	Veh type	No. of Veh	Service interval	Run time (min)	Term time (min)	Avg spd (km/h)	Veh type	No. of Veh	Service interval	Run time (min)	Term time (min)	Avg spd (km/h)	Veh type	No. of Veh	Service interval	Run time (min)	Term time (min)	Avg spd (km/h)	Veh type	No. of Veh	Service interval	Run time (min)	Term time (min)	Avg spd (km/h)	First dep NB or WB	First dep SB or EB	Last dep NB or WB	Last dep SB or EB			
<p>36 FINCH WEST Arw Running time increase required for construction of the Toronto-York Spadina Subway expansion Monday-Friday and Saturday afternoon.</p>																																						
<p>Monday to Friday 18-Jun-12 Monday-Friday morning peak period Monday-Friday midday Monday-Friday afternoon peak period Monday-Friday early evening Monday-Friday late evening</p>																																						
36A Finch Stn – Kipling	30.89	LF	12	8' 00 "	92	4	20.1	LF	11	10' 00 "	98	12	18.9	LF	10	12' 00 "	108	12	17.2	LF	17	6' 45 "	112	3	21.4	LF	11	9' 00 "	95	4	25.2	619a	621a	630p	636p			
36B Finch Stn – Humberwood	39.97	LF	16	8' 00 "	124	4	19.3	LF	13	10' 00 "	124	6	19.3	LF	23	6' 00 "	134	4	17.9	LF	17	6' 45 "	112	3	21.4	LF	11	9' 00 "	95	4	25.2	515a	517a	234a	146a			
36C Finch Stn – Jane	19.50	LF	5	16' 00 "	66	14	17.7																															
36D Finch Stn – Weston Rd & Milvan	27.27	LF	3	28' 00 "	82	2	20.0							LF	4.5	22' 00 "	95	4	17.2																			
36F Finch Stn – Weston Rd & Milvan Via Fenmar	27.78	LF	3	28' 00 "	84	0	19.8							LF	4.5	22' 00 "	98	1	17.0																			
Combined/Average			39	2' 36 "				24	5' 00 "					42	2' 56 "					17	6' 45 "					11	9' 00 "											
<p>Saturday 31-Mar-12 Saturday early morning Saturday morning Saturday afternoon Saturday early evening Saturday late evening</p>																																						
36A Finch Stn – Kipling	30.89							LF	9	12' 00 "	96	12	19.3	LF	10	10' 30 "	96	9	19.3																			
36B Finch Stn – Humberwood	39.97	LF	10	10' 00 "	95	5	25.2	LF	11	12' 00 "	124	8	19.3	LF	12	10' 30 "	124	2	19.3	LF	10	9' 00 "	90	0	26.6	LF	7	13' 00 "	90	1	26.6	1007a	1003a	726p	657p			
Combined/Average			10	10' 00 "				20	6' 00 "					22	5' 15 "					10	9' 00 "					7	13' 00 "											
<p>Sunday 25-Mar-12 Sunday early morning Sunday morning Sunday afternoon Sunday early evening Sunday late evening</p>																																						
36B Finch Stn – Humberwood	39.97	LF	6	15' 00 "	90	0	26.6	LF	13	8' 00 "	97	7	24.7	LF	17	6' 00 "	97	5	24.7	LF	10	9' 00 "	90	0	26.6	LF	7	13' 00 "	90	1	26.6	535a	550a	230a	154a			
<p>309 FINCH WEST A w/Mal</p>																																						
<p>Overnight, 7 days a week 17-May-08 Monday-Friday overnight Saturday overnight Sunday overnight</p>																																						
309 Finch Stn – Woodbine Racetrack	45.42	LF	3	30' 00 "	86	0	31.7	LF	3	30' 00 "	86	0	31.7	LF	3	30' 00 "	86	0	31.7																			
<p>Alternates trips with 308 FINCH EAST Alternates trips with 308 FINCH EAST Alternates trips with 308 FINCH EAST</p>																																						
<p>100 FLEMINGDON PARK Egl</p>																																						
<p>Monday to Friday 07-Sep-10 Monday-Friday morning peak period Monday-Friday midday Monday-Friday afternoon peak period Monday-Friday early evening Monday-Friday late evening</p>																																						
100 Broadview Stn – Eglinton Stn	31.06	LF	3	14' 00 "	98	4	19.0	LF	12	8' 00 "	95	1	19.6	LF	3	16' 30 "	100	10	18.6	LF	12	7' 30 "	90	0	20.7	LF	6	15' 00 "	80	10	23.3	535a	505a	120a	120a			
100A Broadview Stn – Don Mills & Wynford	20.53	LF	17	3' 30 "	60	0	20.7							LF	11	5' 30 "	61	0	20.4																			
100D Broadview Stn – Don Mills & Wynford via Linkwood	20.63	LF		14' 00 "	60	0	20.6							LF		16' 30 "	61	0	20.3																			
Combined/Average			20	3' 30 "				12	8' 00 "					14	5' 30 "					12	7' 30 "					6	15' 00 "											
<p>Every 4th 100A operates as a 100 Every 4th 100A operates as a 100D Every 3rd 100A operates as a 100 Every 3rd 100A operates as a 100D</p>																																						
<p>Saturday 26-Nov-11 Saturday early morning Saturday morning Saturday afternoon Saturday early evening Saturday late evening</p>																																						
100 Broadview Stn – Eglinton Stn	31.06	LF	3	30' 00 "	90	0	20.7	LF	11	8' 15 "	91	0	20.5	LF	11	8' 15 "	91	0	20.5	LF	11	8' 15 "	90	1	20.7	LF	6	15' 00 "	80	10	23.3	615a	600a	120a	120a			
<p>Sunday 20-Nov-11 Sunday morning Sunday afternoon Sunday early evening Sunday late evening</p>																																						
100 Broadview Stn – Eglinton Stn	31.06							LF	5	20' 00 "	90	10	20.7	LF	6	15' 00 "	90	0	20.7	LF	7	13' 00 "	90	1	20.7													
100A Broadview Stn – Don Mills & Wynford	20.53	LF	3	20' 00 "	60	0	20.5	LF	3	20' 00 "	60	0	20.5	LF	4	15' 00 "	60	0	20.5							LF	4	15' 00 "	60	0	31.1	910a	815a	915p	945p			
Combined/Average								8	10' 00 "					10	7' 30 "					7	13' 00 "					4	15' 00 "											
<p>33 FOREST HILL Wil</p>																																						
<p>Monday to Friday 09-May-11 Monday-Friday morning peak period Monday-Friday midday Monday-Friday afternoon peak period</p>																																						
33 St Clair West Stn - Eglinton (Roselawn)	7.17	LF	1	30' 00 "	30	0	14.3	LF	1	30' 00 "	30	0	14.3	LF	1	30' 00 "	30	0	14.3																			



TORONTO TRANSIT COMMISSION

SERVICE SUMMARY

June 17 to July 28, 2012

Route	RT dist (km) and date of last change	Veh type	No. of Veh	Service interval	Run time (min)	Term time (min)	Avg spd (km/h)	Veh type	No. of Veh	Service interval	Run time (min)	Term time (min)	Avg spd (km/h)	Veh type	No. of Veh	Service interval	Run time (min)	Term time (min)	Avg spd (km/h)	Veh type	No. of Veh	Service interval	Run time (min)	Term time (min)	Avg spd (km/h)	Veh type	No. of Veh	Service interval	Run time (min)	Term time (min)	Avg spd (km/h)	First dep NB or WB	First dep SB or EB	Last dep NB or WB	Last dep SB or EB								
135 GERRARD	Bir																																										
Monday to Friday	10-May-10			Monday-Friday morning peak period				Monday-Friday midday					Monday-Friday afternoon peak period							Monday-Friday early evening						Monday-Friday late evening																	
135 Warden Stn – Main Street Stn	10.81	LF	2	18'00"	36	0	18.0	LF	2	18'00"	36	0	18.0	LF	2	18'00"	36	0	18.0	LF	1	30'00"	30	0	21.6	LF	0.87	30'00"	26	0	25.0	547a	530a	132a	145a								
Saturday	14-May-11			Saturday early morning				Saturday morning					Saturday afternoon							Saturday early evening																							
135 Warden Stn – Main Street Stn	10.81	LF	1	30'00"	30	0	21.6	LF	2	20'00"	35	5	18.5	LF	2	20'00"	35	5	18.5	LF	1	30'00"	30	0	21.6											615a	600a	1005p	1020p				
Sunday	08-May-11			Sunday morning				Sunday afternoon																																			
135 Warden Stn – Main Street Stn	10.81							LF	1	30'00"	30	0	21.6	LF	1	30'00"	30	0	21.6																			855a	910a	700p	715p		
14 GLENCAIRN	Wil																																										
Monday to Friday	09-May-11			Monday-Friday morning peak period				Monday-Friday midday					Monday-Friday afternoon peak period							Monday-Friday early evening																							
14 Davisville Stn – Caledonia	13.42	LF	3	20'00"	48	12	16.8	LF	2	24'00"	45	3	17.9	LF	3	20'00"	48	12	16.8	LF	2	20'00"	40	0	20.1													600a	537a	1005p	945p		
Saturday	14-May-11			Saturday early morning				Saturday early morning					Saturday early morning							Saturday early morning																							
14 Davisville Stn – Caledonia	13.42	LF	2	20'00"	40	0	20.1	LF	2	24'00"	45	3	17.9	LF	2	24'00"	45	3	17.9	LF	2	20'00"	40	0	20.1														600a	540a	1000p	940p	
Sunday	08-May-11			Saturday early morning				Saturday early morning					Saturday early morning							Saturday early morning																							
14 Davisville Stn – Caledonia	13.42							LF	2	20'00"	40	0	20.1	LF	2	20'00"	40	0	20.1	LF	2	20'00"	40	0	20.1															900a	835a	1000p	940p
122 GRAYDON HALL	Wil																																										
Monday to Friday	18-Jun-12			Monday-Friday morning peak period				Monday-Friday midday					Monday-Friday afternoon peak period							Monday-Friday early evening						Monday-Friday late evening																	
122 York Mills Stn – Roywood via Lesmill	18.76	LF	5	12'00"	58	2	19.4	LF	3	17'00"	48	3	23.5	LF	4	16'00"	62	2	18.2	LF	1.5	30'00"	55	0	20.5	LF	2	30'00"	48	12	23.5	610a	608a	129a	105a								
Saturday	14-May-11			Saturday early morning				Saturday morning					Saturday afternoon							Saturday early evening						Saturday late evening																	
122 York Mills Stn – Roywood via Lesmill	18.76	LF	1.5	30'00"	50	3	22.5	LF	1.5	30'00"	50	3	22.5	LF	1.5	30'00"	50	3	22.5	LF	1.5	30'00"	45	5	25.0	LF	2	30'00"	45	15	25.0	610a	615a	137a	115a								
Sunday	08-May-11			Sunday morning				Sunday afternoon					Sunday early evening							Sunday late evening																							
122 York Mills Stn – Roywood via Lesmill	18.76							LF	1.5	30'00"	50	3	22.5	LF	1.5	30'00"	50	3	22.5	LF	1.5	30'00"	45	5	25.0	LF	2	30'00"	45	15	25.0	910a	845a	137a	115a								
31 GREENWOOD	Bir																																										
Monday to Friday	13-Feb-12			Monday-Friday morning peak period				Monday-Friday midday					Monday-Friday afternoon peak period							Monday-Friday early evening						Monday-Friday late evening																	
31 Greenwood Stn – Queen	4.70	LF	2	12'00"	24	0	11.7	LF	2	12'00"	24	0	11.7	LF	3	8'00"	24	0	11.7	LF	2	10'00"	20	0	14.1																		
31B Greenwood Stn – Eastern	6.68																																										
Saturday	29-Nov-08			Saturday early morning				Saturday morning					Saturday afternoon							Saturday early evening						Saturday late evening																	
31 Greenwood Stn – Queen	4.70							LF	1	20'00"	20	0	14.1	LF	1	20'00"	20	0	14.1	LF	1	20'00"	20	0	14.1																		
31B Greenwood Stn – Eastern	6.68	LF	1	25'00"	25	0	16.0																																				
Sunday	23-Nov-08			Sunday early morning				Sunday morning					Sunday afternoon							Sunday early evening						Sunday late evening																	
31 Greenwood Stn – Queen	4.70							LF	1	20'00"	20	0	14.1	LF	1	20'00"	20	0	14.1	LF	1	20'00"	20	0	14.1																		
31B Greenwood Stn – Eastern	6.68																																										



TORONTO TRANSIT COMMISSION

SERVICE SUMMARY

June 17 to July 28, 2012

Route	RT dist (km) and date of last change	Veh type	No. of Veh	Service interval	Run time (min)	Term time (min)	Avg spd (km/h)	Veh type	No. of Veh	Service interval	Run time (min)	Term time (min)	Avg spd (km/h)	Veh type	No. of Veh	Service interval	Run time (min)	Term time (min)	Avg spd (km/h)	Veh type	No. of Veh	Se vice interval	Run time (min)	Term time (min)	Avg spd (km/h)	Veh type	No. of Veh	Service interval	Run time (min)	Term time (min)	Avg spd (km/h)	First dep NB or WB	First dep SB or EB	Last dep NB or WB	Last dep SB or EB	
509 HARBOURFRONT	Rus	Route operated out of Russell Division due to Roncesvalles Yard track work. Increase in running time due to Slow Order between Spadina and Union Station.																																		
Monday to Friday	18-Jun-12	Monday-Friday morning peak period							Monday-Friday midday							Monday-Friday afternoon peak period							Monday-Friday early evening							Monday-Friday late evening						
509 Exhibition – Union Station	9.30	CLRV	8	6'00"	48	0	11.6	CLRV	6	7'40"	46	0	12.1	CLRV	9	5'20"	48	0	11.6	CLRV	6	7'30"	44	1	12.7	CLRV	6	7'30"	42	3	13.3	603a	588a	115a	100a	
509 Spadina – Union Station	4.00	CLRV	5	6'00"	29	1	8.3	CLRV	4	7'40"	29	2	8.3	CLRV	6	5'20"	29	3	8.3	CLRV	4	7'30"	27	3	8.9	CLRV	3	8'00"	24	0	10.0	628a	610a	145a	133a	
Combined/Average			13	3'00"					10	3'50"					15	2'40"					10	3'45"					9	3'52"								
Saturday	23-Jun-12	Saturday early morning							Saturday morning							Saturday afternoon							Saturday early evening							Saturday late evening						
509 Exhibition – Union Station	9.30	CLRV	4	10'00"	40	0	14.0	CLRV	6	8'00"	48	0	11.6	CLRV	9	5'20"	48	0	11.6	CLRV	6	7'30"	44	1	12.7	CLRV	6	7'30"	42	3	13.3	610a	550a	115a	100a	
509 Spadina – Union Station	4.00	CLRV	2	12'00"	24	0	10.0	CLRV	4	8'00"	28	4	8.6	CLRV	6	5'20"	29	3	8.3	CLRV	4	7'30"	27	3	8.9	CLRV	3	8'00"	24	0	10.0	630a	618a	145a	133a	
Combined/Average			6	5'27"					10	4'00"					15	2'40"					10	3'45"					9	3'52"								
Sunday	17-Jun-12	Sunday early morning							Sunday morning							Sunday afternoon							Sunday early evening							Sunday late evening						
509 Exhibition – Union Station	9.30							CLRV	6	7'00"	42	0	13.3	CLRV	9	5'20"	48	0	11.6	CLRV	6	7'30"	44	1	12.7	CLRV	6	7'30"	42	3	13.3	903a	845a	115a	100a	
509 Spadina – Union Station	4.00	CLRV	2	12'00"	24	0	10.0	CLRV	4	7'00"	24	4	10.0	CLRV	6	5'20"	29	3	8.3	CLRV	4	7'30"	27	3	8.9	CLRV	3	8'00"	24	0	10.0	607a	555a	145a	133a	
Combined/Average			2	12'00"					10	3'30"					15	2'40"					10	3'45"					9	3'52"								
38 HIGHLAND CREEK	Mal	Route operated out of Russell Division due to Roncesvalles Yard track work. Increase in running time due to Slow Order between Spadina and Union Station.																																		
Monday to Friday	18-Jun-12	Monday-Friday morning peak period							Monday-Friday midday							Monday-Friday afternoon peak period							Monday-Friday early evening							Monday-Friday late evening						
38 Scarborough Centre Stn – Rouge Hill GO Stn	24.01	LF	6	11'00"	66	0	21.8	LF	6	10'00"	60	0	24.0	LF	6	12'00"	70	2	20.6	LF	5	12'00"	60	0	24.0	LF	3	16'40"	50	0	28.8	503a	530a	134a	130a	
38A Scarborough Centre Stn – of T Scarborough	18.10	No Summer Service.																																		
Saturday	10-Jan-09	Saturday early morning							Saturday morning							Saturday afternoon							Saturday early evening							Saturday late evening						
38 Scarborough Centre Stn – Rouge Hill GO Stn	24.01	LF	4	15'00"	60	0	24.0	LF	4	15'00"	60	0	24.0	LF	5	12'00"	60	0	24.0	LF	3	20'00"	60	0	24.0	LF	2.5	20'00"	50	0	28.8	551a	621a	1255a	110a	
		Alternates trips with 133 NEILSON																																		
Sunday	04-Jan-09	Sunday morning							Sunday afternoon							Sunday early evening							Sunday late evening													
38 Scarborough Centre Stn – Rouge Hill GO Stn	24.01							LF	4	15'00"	60	0	24.0	LF	4	15'00"	60	0	24.0	LF	2	30'00"	60	0	24.0	LF	2	30'00"	60	0	24.0	850a	820a	100a	100a	
191 HIGHWAY 27 ROCKET	Arw	Route operated out of Russell Division due to Roncesvalles Yard track work. Increase in running time due to Slow Order between Spadina and Union Station.																																		
Monday to Friday	07-May-12	Monday-Friday morning peak period							Monday-Friday midday							Monday-Friday afternoon peak period							Monday-Friday early evening							Monday-Friday late evening						
191 Kipling Stn – Steeles	41.99	LF	13	6'00"	76	2	33.2	LF	7	10'00"	70	0	36.0	LF	15	6'00"	84	6	30.0	LF	3	22'00"	66	0	38.2	LF	2	30'00"	60	0	42.0	612a	505a	100a	1230a	
		Operates NB via Attwell and Royalcrest							Operates SB via Royalcrest and Attwell																											
Saturday	18-Feb-12	Saturday early morning							Saturday morning							Saturday afternoon							Saturday early evening							Saturday late evening						
191 Kipling Stn – Steeles	38.59	LF	2	30'00"	60	0	38.6	LF	5	13'30"	66	2	35.1	LF	7	10'00"	66	4	35.1	LF	3	22'00"	66	0	35.1	LF	2	30'00"	60	0	38.6	630a	600a	100a	1230a	
Sunday	25-Mar-12	Sunday morning							Sunday afternoon							Sunday early evening							Sunday late evening													
191 Kipling Stn – Steeles	38.59							LF	3	20'00"	60	0	38.6	LF	5	15'00"	66	9	35.1	LF	3	22'00"	66	0	35.1	LF	2	30'00"	60	0	38.6	850a	815a	100a	1230a	



TORONTO TRANSIT COMMISSION

SERVICE SUMMARY

June 17 to July 28, 2012

Route	RT dist (km) and date of last change	Veh type	No. of Veh	Service interval	Run time (min)	Term time (min)	Avg spd (km/h)	Veh type	No. of Veh	Service interval	Run time (min)	Term time (min)	Avg spd (km/h)	Veh type	No. of Veh	Service interval	Run time (min)	Term time (min)	Avg spd (km/h)	Veh type	No. of Veh	Service interval	Run time (min)	Term time (min)	Avg spd (km/h)	Veh type	No. of Veh	Service interval	Run time (min)	Term time (min)	Avg spd (km/h)	First dep NB or WB	First dep SB or EB	Last dep NB or WB	Last dep SB or EB			
169 HUNTINGWOOD and 10 VAN HORNE	Egl																																					
Monday to Friday	09-May-11 10: 13-Feb-12			Monday-Friday morning peak period				Monday-Friday midday						Monday-Friday afternoon peak period																								
169 Don Mills Stn – Scarborough Centre Stn	24.16	LF	4	20 ' 00 "	66	14	22.0							LF	3	30 ' 00 "	73	17	19.9														530a 300p	540a 315p	900a 600p	840a 615p		
169A Don Mills Stn – Scarborough Centre Stn via Van Horne	28.39							LF	3	30 ' 00 "	77	13	22.1														LF	3	30 ' 00 "	75	15	22.7			930a 630p	900a 645p	230p 1000p	245p 1015p
10 Don Mills Stn – Victoria Park	7.64	LF	2	15 ' 00 "	28	2	16.4							LF	3	10 ' 00 "	28	2	16.4								LF	1	20 ' 00 "	20	0	22.9			532a 300p 1050p	545a 315p 1040p	902a 700p 110a	900a 640p 120a
Saturday	10-Sep-11			Saturday early morning				Saturday morning						Saturday afternoon													Saturday early evening											
169A Don Mills Stn – Scarborough Centre Stn via Van Horne	28.39	LF	3	30 ' 00 "	75	15	22.7	LF	3	30 ' 00 "	75	15	22.7	LF	3	30 ' 00 "	75	15	22.7																			
10 Don Mills Stn – Victoria Park	7.64													LF	1	20 ' 00 "	20	0	22.9								LF	1	20 ' 00 "	20	0	22.9			600a 750p	545a 740p	700p 110a	715p 120a
Sunday	04-Sep-11			Sunday morning				Sunday afternoon																														
10 Don Mills Stn – Victoria Park	7.64							LF	1	30 ' 00 "	24	6	19.1	LF	1	30 ' 00 "	24	6	19.1																			
37 ISLINGTON	Arw	Service outside Toronto north of Steeles Avenue is provided under contract to York Region.																																				
Monday to Friday	18-Jun-12			Monday-Friday morning peak period				Monday-Friday midday						Monday-Friday afternoon peak period													Monday-Friday early evening											
37 Islington Stn – Steeles	28.45	LF	10	9 ' 30 "	85	10	20.1	LF	6.5	13 ' 00 "	77	8	22.2	LF	10	9 ' 00 "	85	5	20.1							LF	3	30 ' 00 "	80	10	21.3			545a	522a	231a	145a	
37A Islington Stn – Woodbine Centre and Humberwood via Rexdale Blvd	33.25	LF	3	28 ' 30 "	84	2	23.8	LF	6.5	13 ' 00 "	84	1	23.8	LF	5	18 ' 00 "	90	0	22.2							LF	3	30 ' 00 "	89	1	22.4			552a	602a	115a	1236a	
37D Islington Stn – Highway 7 via Pine Valley	38.86	LF	1	28 ' 30 "	115	9	20.3	LF	1	39 ' 00 "	101	23	23.1	LF	1	36 ' 00 "	115	11	20.3																			
Combined/Average				14 7 ' 08 "				14 6 ' 30 "						16 6 ' 00 "													6 15 ' 00 "											
				Every 4th 37 operates as a 37D				Every 3rd 37 operates as a 37D						Every 4th 37 operates as a 37D																								
Saturday	18-Feb-12			Saturday early morning				Saturday morning						Saturday afternoon													Saturday early evening											
37 Islington Stn – Steeles	28.45	LF	4	20 ' 00 "	80	0	21.3	LF	4	20 ' 00 "	80	0	21.3	LF	4	20 ' 00 "	80	0	21.3							LF	3	30 ' 00 "	75	15	22.8			548a	537a	231a	145a	
37A Islington Stn – Woodbine Centre and Humberwood via Rexdale Blvd	33.25	LF	3	24 ' 00 "	72	0	27.7	LF	8	10 ' 00 "	72	8	27.7	LF	8	11 ' 00 "	84	4	23.8							LF	8	10 ' 00 "	75	5	26.6			552a	612a	115a	1237a	
Combined/Average				7 10 ' 55 "				12 6 ' 40 "						12 7 ' 06 "													11 7 ' 30 "											
Sunday	09-Oct-11			Sunday early morning				Sunday morning						Sunday afternoon													Sunday early evening											
37 Islington Stn – Steeles	28.45							LF	4	20 ' 00 "	75	5	22.8	LF	4	20 ' 00 "	75	5	22.8							LF	3	30 ' 00 "	75	15	22.8			900a	830a	934p	1018p	
37A Islington Stn – Woodbine Centre and Humberwood via Rexdale Blvd	33.25	LF	3	24 ' 00 "	70	2	28.5	LF	6	12 ' 00 "	72	0	27.7	LF	8	10 ' 00 "	80	0	24.9							LF	4	20 ' 00 "	75	5	26.6			552a	602a	117a	1234a	
37C Islington Stn – Steeles & Kipling	31.32																									LF	3	30 ' 00 "	81	9	23.2			1004p	1045p	231a	145a	
Combined/Average				3 24 ' 00 "				10 7 ' 30 "						12 6 ' 40 "													7 12 ' 00 "											
311 ISLINGTON	Arw																																					
Overnight, 7 days a week	23-Nov-08			Monday-Friday overnight				Saturday overnight						Sunday overnight																								
311 Lake Shore – Steeles	41.56	LF	3	30 ' 00 "	90	0	27.7	LF	3	30 ' 00 "	90	0	27.7	LF	3	30 ' 00 "	90	0	27.7																			



TORONTO TRANSIT COMMISSION

SERVICE SUMMARY

June 17 to July 28, 2012

Route	RT dist (km) and date of last change	Veh type	No. of Veh	Service interval	Run time (min)	Term time (min)	Avg spd (km/h)	Veh type	No. of Veh	Service interval	Run time (min)	Term time (min)	Avg spd (km/h)	Veh type	No. of Veh	Service interval	Run time (min)	Term time (min)	Avg spd (km/h)	Veh type	No. of Veh	Service interval	Run time (min)	Term time (min)	Avg spd (km/h)	Veh type	No. of Veh	Service interval	Run time (min)	Term time (min)	Avg spd (km/h)	First dep NB or WB	First dep SB or EB	Last dep NB or WB	Last dep SB or EB
110 ISLINGTON SOUTH	Qsy																																		
Monday to Friday	07-May-12			Monday-Friday morning peak period						Monday-Friday midday						Monday-Friday afternoon peak period						Monday-Friday early evening							Monday-Friday late evening						
110 Islington Stn – Lake Shore	11.52	LF	4	10' 00"	38	2	18.2	LF	1.5	22' 00"	33	0	20.9	LF	4	12' 00"	40	8	17.3	LF	1.5	22' 00"	33	0	20.9	LF	1	30' 00"	30	0	23.0	531a	545a	245a	230a
110A Islington Stn – Long Branch via Horner and Browns Line	17.56	LF	3	20' 00"	53	7	19.9	LF	2.5	22' 00"	53	2	19.9	LF	2.5	24' 00"	56	4	18.8	LF	2.5	22' 00"	54	1	19.5	LF	2	30' 00"	50	10	21.1	518a	555a	120a	115a
110B Islington Stn – Long Branch via Horner and 30th Street	17.53	LF	3	20' 00"	53	7	19.8						LF	2.5	24' 00"	56	4	18.8																	
Combined/Average			10	5' 00"					4	11' 00"					9	6' 00"					4	11' 00"					3	15' 00"							
Saturday	09-Jan-10			Saturday early morning						Saturday morning						Saturday afternoon						Saturday early evening						Saturday late evening							
110 Islington Stn – Lake Shore	11.52	LF	1.5	22' 00"	33	0	20.9	LF	1.5	22' 00"	33	0	20.9	LF	1.5	22' 00"	33	0	20.9	LF	1.5	20' 00"	30	0	23.0	LF	1	30' 00"	30	0	23.0	540a	601a	245a	230a
110A Islington Stn – Long Branch via Horner and Browns Line	17.56	LF	2.5	22' 00"	54	1	19.5	LF	2.5	22' 00"	54	1	19.5	LF	2.5	22' 00"	54	1	19.5	LF	2.5	20' 00"	50	0	21.1	LF	2	30' 00"	50	10	21.1	546a	550a	1250a	115a
Combined/Average			4	11' 00"					4	11' 00"					4	11' 00"					4	10' 00"					3	15' 00"							
Sunday	03-Jan-10			Sunday morning						Sunday afternoon						Sunday early evening						Sunday late evening													
110 Islington Stn – Lake Shore	11.52	LF	1.5	20' 00"	30	0	23.0	LF	1.5	20' 00"	30	0	23.0	LF	1	30' 00"	30	0	23.0	LF	1	30' 00"	30	0	23.0	LF	1	30' 00"	30	0	23.0	830a	900a	245a	230a
110A Islington Stn – Long Branch via Horner and Browns Line	17.56	LF	2.5	20' 00"	50	0	21.1	LF	2.5	20' 00"	50	0	21.1	LF	2.5	20' 00"	50	0	21.1	LF	2	30' 00"	50	10	21.1	LF	2	30' 00"	50	10	21.1	835a	845a	1250a	115a
Combined/Average			4	10' 00"					4	10' 00"					3	15' 00"					3	15' 00"					3	15' 00"							

Overnight service on Islington Avenue provided by 311 ISLINGTON

Route	RT dist (km) and date of last change	Veh type	No. of Veh	Service interval	Run time (min)	Term time (min)	Avg spd (km/h)	Veh type	No. of Veh	Service interval	Run time (min)	Term time (min)	Avg spd (km/h)	Veh type	No. of Veh	Service interval	Run time (min)	Term time (min)	Avg spd (km/h)	Veh type	No. of Veh	Service interval	Run time (min)	Term time (min)	Avg spd (km/h)	Veh type	No. of Veh	Service interval	Run time (min)	Term time (min)	Avg spd (km/h)	First dep NB or WB	First dep SB or EB	Last dep NB or WB	Last dep SB or EB																				
35 JANE	Arw			Service outside Toronto north of Steeles Avenue is provided under contract to York Region																																																			
Monday to Friday	18-Jun-12			Monday-Friday morning peak period						Monday-Friday midday						Monday-Friday afternoon peak period						Monday-Friday early evening							Monday-Friday late evening																										
35A Jane Stn – Steeles via Hullmar	31.17	LF	8	12' 00"	91	5	20.6								LF	5	20' 00"	99	1	18.9																																			
35B Jane Stn – Pioneer Village & Steeles	29.71							LF		27' 00"	92	3	19.4	LF	5	20' 00"	97	3	18.4	LF		26' 00"	90	0	19.8																														
35C Jane Stn – Steeles	29.69	LF	8	12' 00"	93	3	19.2	LF	21	4' 30"	92	3	19.4	LF	5	20' 00"	97	3	18.4	LF	14	6' 30"	90	0	19.7	LF	9	9' 00"	76	5	23.4	505a	425a	215a	145a																				
35D Jane Stn – Langstaff Rd	40.41	LF	10	12' 00"	117	3	20.7	LF	1	27' 00"	117	5	20.7	LF	7	20' 00"	125	15	19.4	LF	1	26' 00"	115	2	21.1																														
35E Jane Stn – York University Express	34.28	LF	5	18' 00"	88	2	23.4						LF	7	15' 00"	100	5	20.6																																					
Combined/Average			31	3' 16"					22	4' 30"					29	3' 45"					14.9	6' 30"					9	9' 00"																											
										Every 6th 35C operates as a 35B						Every 4th 35C operates as a 35B					Every 4th 35C operates as a 35D																																		
Saturday	06-Sep-08			Saturday early morning						Saturday morning						Saturday afternoon						Saturday early evening						Saturday late evening																											
35B Jane Stn – Pioneer Village & Steeles	29.71							LF		30' 00"	93	2	19.1	LF		26' 00"	93	2	19.1	LF	7.5	12' 00"	86	4	20.7																														
35C Jane Stn – Steeles	29.69	LF	12	7' 00"	80	4	22.3	LF	19	5' 00"	93	2	19.2	LF	22	4' 20"	93	2	19.2	LF	7.5	12' 00"	86	4	20.7	LF	8	10' 00"	76	4	23.4	512a	427a	215a	142a																				
35D Jane Stn – Langstaff Rd	40.41	LF	1	28' 00"	97	15	25.0	LF	1	30' 00"	117	8	20.7	LF	1	26' 00"	118	3	20.5																																				
Combined/Average			13	7' 00"					20	5' 00"					23	4' 20"					15	6' 00"					8	10' 00"																											
										Every 6th 35C operates as a 35B						Every 6th 35C operates as a 35D					Every 6th 35C operates as a 35D																																		
Sunday	12-Feb-12			Sunday early morning						Sunday morning						Sunday afternoon						Sunday early evening						Sunday late evening																											
35B Jane Stn – Pioneer Village & Steeles	29.71							LF	7	12' 30"	84	4	21.2	LF	8.5	11' 15"	90	6	19.8	LF	6	14' 00"	83	1	21.5																														
35C Jane Stn – Steeles	29.69	LF	3	30' 00"	74	16	24.1	LF	7	12' 30"	84	4	21.2	LF	8.5	11' 15"	90	6	19.8	LF	6	14' 00"	83	1	21.5	LF	8	10' 00"	76	4	23.4	520a	427a	215a	142a																				
Combined/Average			3	30' 00"					14	6' 15"					17	5' 37"					12	7' 00"					8	10' 00"																											



TORONTO TRANSIT COMMISSION

SERVICE SUMMARY

June 17 to July 28, 2012

Route	RT dist (km) and date of last change	Veh type	No. of Veh	Service interval	Run time (min)	Term time (min)	Avg spd (km/h)	Veh type	No. of Veh	Service interval	Run time (min)	Term time (min)	Avg spd (km/h)	Veh type	No. of Veh	Service interval	Run time (min)	Term time (min)	Avg spd (km/h)	Veh type	No. of Veh	Service interval	Run time (min)	Term time (min)	Avg spd (km/h)	Veh type	No. of Veh	Service interval	Run time (min)	Term time (min)	Avg spd (km/h)	First dep NB or WB	First dep SB or EB	Last dep NB or WB	Last dep SB or EB						
313 JANE	Arw																																								
Overnight, 7 days a week	31-Jul-05			Monday-Friday overnight				Saturday overnight						Sunday overnight																											
313 Steeles – Queen via Dundas and Roncesvalles	37.42	LF	3	30 ' 00 "	90	0	24.9	LF	3	30 ' 00 "	90	0	24.9	LF	3	30 ' 00 "	90	0	24.9																						
83 JONES	Bir																																								
Monday to Friday	17-Feb-09			Monday-Friday morning peak period				Monday-Friday midday						Monday-Friday afternoon peak period							Monday-Friday early evening						Monday-Friday late evening														
83 Donlands Stn – Commissioners	7.61	LF	3	12 ' 00 "	36	0	12.7	LF	1	30 ' 00 "	30	0	15.2	LF	2	18 ' 00 "	36	0	12.7	LF	1	30 ' 00 "	30	0	15.2	LF	1	30 ' 00 "	30	0	15.2	LF	1	30 ' 00 "	30	0	15.2	535a	545a	115a	100a
Saturday	16-Oct-10			Saturday early morning				Saturday morning						Saturday afternoon							Saturday early evening					Saturday late evening															
83 Donlands Stn – Commissioners	7.61	LF	1	30 ' 00 "	30	0	15.2	LF	1	30 ' 00 "	30	0	15.2	LF	1	30 ' 00 "	30	0	15.2	LF	1	30 ' 00 "	30	0	15.2	LF	1	30 ' 00 "	30	0	15.2	LF	1	30 ' 00 "	30	0	15.2	615a	600a	115a	100a
Sunday	10-Oct-10			Sunday morning				Sunday afternoon						Sunday early evening							Sunday late evening																				
83 Donlands Stn – Commissioners	7.61							LF	1	30 ' 00 "	30	0	15.2	LF	1	30 ' 00 "	30	0	15.2	LF	1	30 ' 00 "	30	0	15.2	LF	1	30 ' 00 "	30	0	15.2	LF	1	30 ' 00 "	30	0	15.2	845a	900a	115a	100a
40 JUNCTION	MtD																																								
Monday to Friday	07-May-12			Monday-Friday morning peak period				Monday-Friday midday						Monday-Friday afternoon peak period							Monday-Friday early evening					Monday-Friday late evening															
40 Dundas West Stn – Runnymede	6.03	LF	4	6 ' 30 "	26	0	13.9	LF	3	10 ' 00 "	30	0	12.1	LF	4	7 ' 30 "	30	0	12.1	LF	2	12 ' 00 "	22	2	16.4	LF	1	20 ' 00 "	16	4	22.6			456a	505a	140a	150a				
Saturday	18-Feb-12			Saturday early morning				Saturday morning						Saturday afternoon							Saturday early evening					Saturday late evening															
40 Dundas West Stn – Runnymede	6.03	LF	2	8 ' 00 "	14	2	25.8	LF	2	12 ' 00 "	22	2	16.4	LF	3	10 ' 00 "	30	0	12.1	LF	2	12 ' 00 "	18	6	20.1	LF	1	20 ' 00 "	16	4	22.6			510a	503a	150a	200a				
Sunday	23-Nov-08			Sunday early morning				Sunday morning						Sunday afternoon							Sunday early evening					Sunday late evening															
40 Dundas West Stn – Runnymede	6.03	LF	1	20 ' 00 "	14	6	25.8	LF	2	12 ' 00 "	20	4	18.1	LF	2	12 ' 00 "	20	4	18.1	LF	2	12 ' 00 "	18	6	20.1	LF	1	20 ' 00 "	14	6	25.8			500a	507a	210a	200a				
		Overnight service provided by 313 JANE																																							
41 KEELE	MtD	Running time increase required for construction of the Toronto-York Spadina Subway expansion.																																							
Monday to Friday	18-Jun-12			Monday-Friday morning peak period				Monday-Friday midday						Monday-Friday afternoon peak period						Monday-Friday early evening					Monday-Friday late evening																
41 Keele Stn – York University and Steeles	32.46																			LF	8	15 ' 00 "	119	1	16.4	LF	5	20 ' 00 "	92	8	21.2			610p	712p	230a	238a				
41B Keele Stn – Steeles & Petrolia via York University	33.25	LF	15	8 ' 20 "	122	3	16.4	LF	18	7 ' 00 "	124	2	16.1	LF	17	8 ' 00 "	134	2	14.9																						
41E Keele Stn – York University Express	27.36	LF	7	15 ' 00 "	100	5	16.4							LF	6	18 ' 30 "	109	2	15.1																						
Combined/Average			22	5 ' 21 "				18	7 ' 00 "					23	5 ' 35 "					8	15 ' 00 "					5	20 ' 00 "														
Saturday	12-May-12			Saturday early morning				Saturday morning						Saturday afternoon						Saturday early evening					Saturday late evening																
41 Keele Stn – York University and Steeles	32.46	LF	9	12 ' 00 "	108	0	18.0	LF	13	9 ' 30 "	122	2	16.0	LF	18	7 ' 00 "	126	0	15.5	LF	7	15 ' 00 "	104	1	18.7	LF	5	18 ' 00 "	88	2	22.1			455a	444a	140a	150a				
Sunday	06-May-12			Sunday early morning				Sunday morning						Sunday afternoon						Sunday early evening					Sunday late evening																
41 Keele Stn – York University and Steeles	32.46	LF	5	20 ' 00 "	96	4	20.3	LF	10	10 ' 30 "	104	1	18.7	LF	13	9 ' 15 "	120	1	16.3	LF	5	20 ' 00 "	98	2	19.9	LF	4	22 ' 00 "	88	0	22.1			630a	547a	140a	220a				



TORONTO TRANSIT COMMISSION

SERVICE SUMMARY

June 17 to July 28, 2012

Route	RT dist (km) and date of last change	Veh type	No. of Veh	Service interval	Run time (min)	Term time (min)	Avg spd (km/h)	Veh type	No. of Veh	Service interval	Run time (min)	Term time (min)	Avg spd (km/h)	Veh type	No. of Veh	Service interval	Run time (min)	Term time (min)	Avg spd (km/h)	Veh type	No. of Veh	Service interval	Run time (min)	Term time (min)	Avg spd (km/h)	Veh type	No. of Veh	Service interval	Run time (min)	Term time (min)	Avg spd (km/h)	First dep NB or WB	First dep SB or EB	Last dep NB or WB	Last dep SB or EB			
107 KEELE NORTH	Wil	Service outside Toronto north of Steeles Avenue, all late evening and weekend service in Toronto, and all midday service in Toronto on the 107B branch is provided under contract to York Region.																																				
Running time increase required for construction of the Toronto-York Spadina Subway expansion.																																						
Monday to Friday	07-May-12	Monday-Friday morning peak period						Monday-Friday midday						Monday-Friday afternoon peak period						Monday-Friday early evening						Monday-Friday late evening												
107B Downsview Stn – Rutherford Go Stn via Chesswood and York University	33.76	Lift	7	16 ' 30 "	107	9	18.9	Lift	3.5	30 ' 00 "	89	16	22.8	Lift	6	20 ' 00 "	108	12	18.8																			
107B Downsview Stn – Rutherford Go Stn via Chesswood	32.32	Lift	Two NB Trips																																			
107C Downsview Stn – Teston Rd	35.92													Lift	4	24 ' 00 "	94	2	22.9	Lift	2	40 ' 00 "	75	5	28.7													
107C Downsview Stn – Teston Rd via York University	37.37	Lift	4	33 ' 00 "	117	15	19.2	Lift	3.5	30 ' 00 "	100	5	22.4	Lift	4	34 ' 00 "	125	11	17.9																			
107F Downsview Stn – Kirby Rd via York University	40.88	Lift	4	33 ' 00 "	126	6	19.5							Lift	4	34 ' 00 "	131	5	18.7																			
Combined/Average			15	8 ' 15 "					7	15 ' 00 "				14	9 ' 11 "					4	24 ' 00 "						2	40 ' 00 "										
Buses operate southbound via York University beginning at 7.00a						Buses operate via York University SB before noon, and NB after noon.						Buses operate northbound via York University																										
Saturday	12-May-12	Saturday early morning						Saturday morning						Saturday afternoon						Saturday early evening						Saturday late evening												
107C Downsview Stn – Teston Rd	35.92	Lift	1.5	60 ' 00 "	88	2	24.5	Lift	2	60 ' 00 "	96	24	22.5	Lift	2	60 ' 00 "	96	24	22.5	Lift	1.5	60 ' 00 "	80	10	26.9	Lift	1	80 ' 00 "	75	5	28.7							
107D Downsview Stn – McNaughton	32.22	Lift	1.5	60 ' 00 "	88	2	22.0	Lift	2	60 ' 00 "	96	24	20.1	Lift	2	60 ' 00 "	96	24	20.1	Lift	1.5	60 ' 00 "	80	10	24.2	Lift	1	80 ' 00 "	75	5	25.8							
Combined/Average			3	30 ' 00 "					4	30 ' 00 "				4	30 ' 00 "					3	30 ' 00 "					2	40 ' 00 "											
Sunday	17-Jun-12	Sunday morning						Sunday afternoon						Sunday early evening						Sunday late evening																		
107C Downsview Stn – Teston Rd	35.92							Lift	1.5	60 ' 00 "	80	10	26.9	Lift	1.5	60 ' 00 "	83	7	26.0	Lift	1	80 ' 00 "	75	5	28.7	Lift	1	80 ' 00 "	75	5	28.7							
107D Downsview Stn – McNaughton	32.22							Lift	1.5	60 ' 00 "	83	7	23.3	Lift	1.5	60 ' 00 "	83	7	23.3	Lift	1	80 ' 00 "	75	5	25.8	Lift	1	80 ' 00 "	75	5	25.8							
Combined/Average									3	30 ' 00 "				3	30 ' 00 "					2	40 ' 00 "					2	40 ' 00 "											
43 KENNEDY	Egl	Service outside Toronto north of Steeles Avenue, all late evening and weekend service in Toronto, and all midday service in Toronto on the 107B branch is provided under contract to York Region.																																				
Monday to Friday	06-Sep-11	Monday-Friday morning peak period						Monday-Friday midday						Monday-Friday afternoon peak period						Monday-Friday early evening						Monday-Friday late evening												
43 Kennedy Stn – Steeles	23.76	LF	7	12 ' 00 "	78	6	18.3	LF	6	12 ' 30 "	75	0	19.0	LF	10	9 ' 00 "	86	4	16.6	LF	5	15 ' 00 "	70	5	20.4	LF	4	15 ' 00 "	60	0	23.8							
43B Kennedy Stn – Scarborough Centre Stn via Progress	14.23	LF	4	12 ' 00 "	48	0	17.8	LF	4	12 ' 30 "	45	5	19.0	LF	3	18 ' 00 "	50	4	17.1	LF	3	15 ' 00 "	42	3	20.3													
Combined/Average			11	6 ' 00 "					10	6 ' 15 "				13	6 ' 00 "					8	7 ' 30 "					4	15 ' 00 "											
Saturday	23-Jun-11	Saturday early morning						Saturday morning						Saturday afternoon						Saturday early evening						Saturday late evening												
43 Kennedy Stn – Steeles	23.76	LF	4	15 ' 00 "	60	0	23.8	LF	6.5	12 ' 00 "	76	2	18.8	LF	6.5	12 ' 00 "	76	2	18.8	LF	3	20 ' 00 "	60	0	23.8	LF	3	20 ' 00 "	60	0	23.8							
43B Kennedy Stn – Scarborough Centre Stn via Progress	14.23	LF	3	15 ' 00 "	40	5	21.3	LF	3.5	12 ' 00 "	40	2	21.3	LF	3.5	12 ' 00 "	40	2	21.3	LF	2	20 ' 00 "	40	0	21.3													
Combined/Average			7	7 ' 30 "					10	6 ' 00 "				10	6 ' 00 "					5	10 ' 00 "					3	20 ' 00 "											
Sunday	20-Nov-11	Sunday morning						Sunday afternoon						Sunday early evening						Sunday late evening																		
43 Kennedy Stn – Steeles	23.76							LF	8	8 ' 45 "	65	5	21.9	LF	8	8 ' 45 "	68	2	21.0	LF	3	20 ' 00 "	54	6	26.4	LF	3	20 ' 00 "	54	6	26.4							



TORONTO TRANSIT COMMISSION

SERVICE SUMMARY

June 17 to July 28, 2012

Route	RT dist (km) and date of last change	Veh type	No. of Veh	Service interval	Run time (min)	Term time (min)	Avg spd (km/h)	Veh type	No. of Veh	Service interval	Run time (min)	Term time (min)	Avg spd (km/h)	Veh type	No. of Veh	Service interval	Run time (min)	Term time (min)	Avg spd (km/h)	Veh type	No. of Veh	Service interval	Run time (min)	Term time (min)	Avg spd (km/h)	Veh type	No. of Veh	Service interval	Run time (min)	Term time (min)	Avg spd (km/h)	First dep NB or WB	First dep SB or EB	Last dep NB or WB	Last dep SB or EB		
504 KING	Ron/Rus																																				
Monday to Friday	18-Jun-12			Monday-Friday morning peak period						Monday-Friday midday						Monday-Friday afternoon peak period						Monday-Friday early evening						Monday-Friday late evening									
504 Dundas West Stn–Broadview Stn	25.62	CLRV	29	4' 00"	108	8	14.2	CLRV	27	4' 00"	102	6	15.1	CLRV	38	3' 10"	116	5	13.3	CLRV	19	5' 30"	97	8	15.8	CLRV	13	7' 30"	90	8	17.1	500a	457a	205a	205a		
504 Dundas West Stn–Broadview Stn	25.62	ALRV	7	trips																																	
504 Dundas West Stn–Broadview Stn	25.62	CLRV	9	trips																																	
Combined/Average			45																																		

See also 508 LAKE SHORE

Saturday	18-Feb-12			Saturday early morning						Saturday morning						Saturday afternoon						Saturday early evening						Saturday late evening										
504 Dundas West Stn–Broadview Stn	25.62	CLRV	10	10' 00"	95	5	16.2	CLRV	13	8' 20"	99	10	15.6	CLRV	21	5' 00"	99	6	15.5	CLRV	14	6' 45"	88	7	17.5	CLRV	11	8' 45"	88	9	17.5	500a	455a	230a	250a			
Sunday	04-Sep-11			Sunday early morning						Sunday morning						Sunday afternoon						Sunday early evening						Sunday late evening										
504 Dundas West Stn–Broadview Stn	25.62	CLRV	9	10' 00"	90	0	17.1	CLRV	15	7' 00"	97	8	15.8	CLRV	17	6' 15"	97	9	15.8	CLRV	10	9' 30"	88	7	17.5	CLRV	9	10' 00"	88	2	17.5	520a	520a	220a	215a			

Overnight service on Roncesvalles Avenue provided by 313 JANE and overnight service on Broadview Avenue provided by 303 DON MILLS

12 KINGSTON RD	Bir																																				
Monday to Friday	18-Jun-12			Monday-Friday morning peak period						Monday-Friday midday						Monday-Friday afternoon peak period						Monday-Friday early evening						Monday-Friday late evening									
12 Victoria Park Stn – St Clair	16.68	LF	3	18' 00"	54	0	18.5	LF	2.5	20' 00"	50	0	20.0	LF	3	18' 00"	54	0	18.5	LF	2.5	20' 00"	50	0	20.0												
12A Victoria Park Stn – Kennedy Stn via Variety Village and Brimley	22.81	LF	4	18' 00"	68	4	20.1	LF	3.5	20' 00"	65	5	21.1	LF	4	18' 00"	72	0	19.0	LF	3.5	20' 00"	65	5	21.1	LF	3	20' 00"	60	0	22.8	551a	549a	110a	100a		
Combined/Average			7	9' 00"					6	10' 00"				7	9' 00"					6	10' 00"					3	20' 00"										

Before 9:00 am, 12 operates Kingston Rd, Brimley, Barkdene, Brooklawn, St Clair, Brimley and Kingston Rd
 After 9:00 am, 12 operates Kingston Rd, Brimley, St Clair, Brooklawn, Barkdene, Brimley and Kingston Rd

Saturday	18-Feb-12			Saturday early morning						Saturday morning						Saturday afternoon						Saturday early evening						Saturday late evening									
12A Victoria Park Stn – Kennedy Stn via Variety Village and Brimley	22.81	LF	2	34' 00"	65	3	21.1	LF	2	34' 00"	65	3	21.1	LF	2	34' 00"	65	3	21.1	LF	1.5	40' 00"	60	0	22.8	LF	2	30' 00"	60	0	22.8	529a	603a	100a	100a		
12B Victoria Park Stn – Kennedy Stn via Brimley	22.81	LF	2	34' 00"	65	3	21.1	LF	2	34' 00"	65	3	21.1	LF	2	34' 00"	65	3	21.1	LF	1.5	40' 00"	60	0	22.8												
Combined/Average			4	17' 00"					4	17' 00"				4	17' 00"					3	20' 00"					2	30' 00"										

Sunday	12-Feb-12			Sunday morning						Sunday afternoon						Sunday early evening						Sunday late evening															
12A Victoria Park Stn – Kennedy Stn via Variety Village and Brimley	22.81							LF	2	34' 00"	65	3	21.1	LF	2	34' 00"	65	3	21.1	LF	1.5	40' 00"	60	0	22.8	LF	2	30' 00"	60	0	22.8	819a	745a	100a	100a		
12B Victoria Park Stn – Kennedy Stn via Brimley	22.81							LF	2	34' 00"	65	3	21.1	LF	2	34' 00"	65	3	21.1	LF	1.5	40' 00"	60	0	22.8												
Combined/Average									4	17' 00"				4	17' 00"					3	20' 00"					2	30' 00"										

Overnight service on Victoria Park Avenue provided by 324 VICTORIA PARK

503 KINGSTON RD	Rus																																			
503 York – Victoria Park				See 502 DOWNTOWNER																																



TORONTO TRANSIT COMMISSION

SERVICE SUMMARY

June 17 to July 28, 2012

Route	RT dist (km) and date of last change	Veh type	No. of Veh	Service interval	Run time (min)	Term time (min)	Avg spd (km/h)	Veh type	No. of Veh	Service interval	Run time (min)	Term time (min)	Avg spd (km/h)	Veh type	No. of Veh	Service interval	Run time (min)	Term time (min)	Avg spd (km/h)	Veh type	No. of Veh	Service interval	Run time (min)	Term time (min)	Avg spd (km/h)	Veh type	No. of Veh	Service interval	Run time (min)	Term time (min)	Avg spd (km/h)	First dep NB or WB	First dep SB or EB	Last dep NB or WB	Last dep SB or EB			
45 KIPLING		Qsy																																				
Monday to Friday	18-Jun-12			Monday-Friday morning peak period				Monday-Friday midday						Monday-Friday afternoon peak period							Monday-Friday early evening						Monday-Friday late evening											
45 Kipling Stn – Steeles	29.34	LF	4	20'00"	76	4	23.2	LF	8	10'00"	71	9	24.8	LF	5.5	15'00"	79	4	22.3	LF	8	9'00"	67	5	26.3	LF	6	11'00"	61	5	28.9	430a	445a	151a	207a			
45A Kipling Stn – Carlingview via Belfield	25.04	LF	3	20'00"	59	1	25.5	LF	3	20'00"	56	4	26.8	LF	4.5	15'00"	59	9	25.5																			
45E Kipling Stn – Steeles Express	29.34	LF	13	5'30"	67	5	26.3							LF	10	7'45"	72	6	24.4																			
Combined/Average			20	3'33"				11	6'40"					20	3'49"					8	9'00"					6	11'00"											
Saturday	18-Feb-12			Saturday early morning				Saturday morning						Saturday afternoon							Saturday early evening					Saturday late evening												
45 Kipling Stn – Steeles	29.34	LF	5	13'00"	65	0	27.1	LF	8	9'00"	70	2	25.1	LF	8	9'00"	70	2	25.1	LF	6	12'00"	66	6	26.7	LF	4	17'00"	61	7	28.9	543a	543a	134a	207a			
Sunday	14-Feb-10			Sunday morning				Sunday afternoon						Sunday early evening							Sunday late evening																	
45 Kipling Stn – Steeles	29.34							LF	5	15'00"	67	8	26.3	LF	6	12'00"	68	4	25.9	LF	6	12'00"	68	4	25.9	LF	4	17'00"	61	7	28.9	800a	807a	100a	133a			
44 KIPLING SOUTH		Qsy																																				
Monday to Friday	18-Jun-12			Monday-Friday morning peak period				Monday-Friday midday						Monday-Friday afternoon peak period							Monday-Friday early evening					Monday-Friday late evening												
44 Kipling Stn – Lake Shore	10.38	LF	6	6'00"	36	0	17.3	LF	4	10'00"	36	4	17.3	LF	7	5'30"	36	3	17.3	LF	3	12'00"	30	6	20.8	LF	2	15'00"	30	0	20.8	501a	516a	147a	202a			
Saturday	20-Feb-10			Saturday early morning				Saturday morning						Saturday afternoon							Saturday early evening					Saturday late evening												
44 Kipling Stn – Lake Shore	10.38	LF	2	15'00"	30	0	20.8	LF	2	15'00"	30	0	20.8	LF	3	12'00"	34	2	18.3	LF	1	30'00"	30	0	20.8	LF	1	30'00"	29	1	21.5	503a	518a	147a	202a			
Sunday	14-Feb-10			Sunday morning				Sunday afternoon						Sunday early evening							Sunday late evening																	
44 Kipling Stn – Lake Shore	10.38							LF	2	15'00"	30	0	20.8	LF	2	15'00"	30	0	20.8	LF	1	30'00"	30	0	20.8	LF	1	30'00"	29	1	21.5	847a	902a	1247a	205a			
508 LAKE SHORE		Ron																																				
Monday to Friday	18-Jun-12			Monday-Friday morning peak period										Monday-Friday afternoon peak period																								
508 Long Branch – Parliament	18.80	CLRV	3	Three EB trips											CLRV	4	Four WB trips																					
508 Church – Long Branch	17.40																																					
30 LAMBTON		Qsy																																				
Monday to Friday	13-Feb-12			Monday-Friday morning peak period				Monday-Friday midday						Monday-Friday afternoon peak period							Monday-Friday early evening					Monday-Friday late evening												
30 Kipling Stn – High Park Stn	18.39	LF	3	20'00"	53	7	20.8	LF	2	30'00"	49	11	22.5	LF	3	20'00"	53	7	20.8	LF	2	30'00"	56	4	19.7	LF	2	30'00"	44	16	25.1	520a	540a	1258a	105a			
Saturday	23-Jun-12			Saturday early morning				Saturday morning						Saturday afternoon							Saturday early evening					Saturday late evening												
30 Kipling Stn – High Park Stn	18.39	LF	2	30'00"	44	16	25.1													LF	2	30'00"	48	12	23.0	LF	2	30'00"	44	16	25.1	530a	600a	1000a	930a			
30B Kipling Stn – High Park via High Park Stn	19.20							LF	3	24'00"	65	7	17.7	LF	3	24'00"	65	7	17.7																			
Sunday	17-Jun-12			Sunday morning				Sunday afternoon						Sunday early evening																								
30 Kipling Stn – High Park Stn	18.39																			LF	2	30'00"	48	12	23.0													
30B Kipling Stn – High Park via High Park Stn	19.20							LF	2.2	30'00"	66	0	17.5	LF	2.2	30'00"	66	0	17.5																			
								Alternates trips with 49 Bloor West				Alternates trips with 49 Bloor West																										



TORONTO TRANSIT COMMISSION

SERVICE SUMMARY

June 17 to July 28, 2012

Route	RT dist (km) and date of last change	Veh type	No. of Veh	Service interval	Run time (min)	Term time (min)	Avg spd (km/h)	Veh type	No. of Veh	Service interval	Run time (min)	Term time (min)	Avg spd (km/h)	Veh type	No. of Veh	Service interval	Run time (min)	Term time (min)	Avg spd (km/h)	Veh type	No. of Veh	Se vice interval	Run time (min)	Term time (min)	Avg spd (km/h)	Veh type	No. of Veh	Service interval	Run time (min)	Term time (min)	Avg spd (km/h)	First dep NB or WB	First dep SB or EB	Last dep NB or WB	Last dep SB or EB				
47 LANSDOWNE	MtD																																						
Monday to Friday	13-Feb-12		Monday-Friday morning peak period				Monday-Friday midday				Monday-Friday afternoon peak period				Monday-Friday early evening				Monday-Friday late evening																				
47 Queen – St Clair	8.51	LF	4	11'00"	36	8	14.2	LF	2	20'00"	36	4	14.2	LF	3	13'00"	36	3	14.2	LF	2	18'00"	36	0	14.2	LF	1	30'00"	30	0	17.0	500a	445a	145a	128a				
47B Queen – Yorkdale Stn via Caledonia and Bridgeland	25.11	LF	4	22'00"	86	2	17.5	LF	4	20'00"	76	4	19.8	LF	3.5	26'00"	91	0	16.6	LF	5	18'00"	78	12	19.3	LF	3	30'00"	69	21	21.8	530a	512a	1258a	1253a				
47C Queen – Yorkdale Stn via Caledonia and Orfus	24.46	LF	4	22'00"	86	2	17.1	LF					16.1	LF	3.5	26'00"	91	0	16.1																				
Combined/Average			12	5'30"				6	10'00"				10	6'30"						7	9'00"					4	15'00"												
Saturday	08-Jan-11		Saturday early morning				Saturday early morning				Saturday afternoon				Saturday early evening				Saturday late evening																				
47 Queen – St Clair	8.51	LF	2.5	18'00"	36	9	14.2	LF	2.5	18'00"	36	9	14.2	LF	3	18'00"	44	10	11.6	LF	2	20'00"	36	4	14.2	LF	1	30'00"	30	0	17.0	559a	627a	145a	128a				
47B Queen – Yorkdale Stn via Caledonia and Bridgeland	25.11	LF	4.5	18'00"	80	1	18.8	LF	4.5	18'00"	80	1	18.8	LF	5	18'00"	88	2	17.1	LF	4	20'00"	78	2	19.3	LF	3	30'00"	69	21	21.8	549a	516a	1258a	1253a				
Combined/Average			7	9'00"				7	9'00"				8	9'00"						6	10'00"					4	15'00"												
Sunday	02-Jan-11		Sunday early morning				Sunday early morning				Sunday afternoon				Sunday early evening				Sunday late evening																				
47 Queen – St Clair	8.51	LF	2	20'00"	36	4	14.2	LF	2	20'00"	36	4	14.2	LF	2	20'00"	36	4	14.2	LF	2	20'00"	36	4	14.2	LF	1	30'00"	30	0	17.0	548a	530a	145a	128a				
47B Queen – Yorkdale Stn via Caledonia and Bridgeland	25.11							LF	4	20'00"	78	2	19.3	LF	4	20'00"	78	2	19.3	LF	4	20'00"	78	2	19.3	LF	3	30'00"	69	21	21.8	812a	755a	1258a	1253a				
Combined/Average			2	20'00"				6	10'00"				6	10'00"						6	10'00"					4	15'00"												
54 LAWRENCE EAST	Egl																																						
Monday to Friday	18-Jun-12		Monday-Friday morning peak period				Monday-Friday midday				Monday-Friday afternoon peak period				Monday-Friday early evening				Monday-Friday late evening																				
54 Eglinton Stn – Orton Park	40.09	LF	13	10'30"	131	6	18.4	LF	9	13'40"	120	3	20.0	LF	11	12'00"	130	2	18.5	LF	6	20'00"	120	0	20.0	LF	5.5	20'00"	105	5	22.9	515a	605a	142a	155a				
54A Eglinton Stn – Starspray Blvd	53.90	LF	16	10'30"	168	0	19.3	LF	11	13'40"	150	1	21.6	LF	14	12'00"	168	0	19.3	LF	7	20'00"	140	0	23.1	LF	6.5	20'00"	123	7	26.3	515a	518a	150a	210a				
54E Lawrence East Stn – Starspray Blvd Express	26.96	LF	6	10'30"	63	0	25.7						25.3	LF	6	12'00"	64	8	25.3																				
Combined/Average			35	3'30"				20	6'50"				31	4'00"						13	10'00"					12	10'00"												
Saturday	29-Nov-08		Saturday early morning				Saturday morning				Saturday afternoon				Saturday early evening				Saturday late evening																				
54 Eglinton Stn – Orton Park	40.09	LF	4	30'00"	120	0	20.0	LF	7.5	16'00"	120	0	20.0	LF	9	14'00"	120	6	20.0	LF	3.5	30'00"	105	0	22.9	LF	3.5	30'00"	105	0	22.9	553a	623a	107a	215a				
54A Eglinton Stn – Starspray Blvd	53.90	LF	5	30'00"	150	0	21.6	LF	9.5	16'00"	152	0	21.3	LF	11	14'00"	152	2	21.3	LF	4.5	30'00"	123	12	26.3	LF	4.5	30'00"	123	12	26.3	528a	608a	132a	130a				
Combined/Average			9	15'00"				17	8'00"				20	7'00"						8	15'00"					8	15'00"												
Sunday	23-Nov-08		Sunday early morning				Sunday morning				Sunday afternoon				Sunday early evening				Sunday late evening																				
54 Eglinton Stn – Orton Park	40.09	LF	3.5	30'00"	105	0	22.9	LF	6	20'00"	115	5	20.9	LF	7.5	16'00"	115	5	20.9	LF	3.5	30'00"	105	0	22.9	LF	3.5	30'00"	105	0	22.9	635a	730a	105a	215a				
54A Eglinton Stn – Starspray Blvd	53.90	LF	4.5	30'00"	135	0	24.0	LF	7	20'00"	138	2	23.4	LF	9.5	16'00"	140	12	23.1	LF	4.5	30'00"	120	15	27.0	LF	4.5	30'00"	120	15	27.0	723a	715a	144a	130a				
Combined/Average			8	15'00"				13	10'00"				17	8'00"						8	15'00"					8	15'00"												

54 operates north via Scarborough Golf Club Road before 300p, north via Orton Park Road after 300p
 Overnight service east of Kingston Road provided by 305 EGLINTON EAST.

354 LAWRENCE EAST	Egl																																				
Overnight, 7 days a week	14-Feb-10		Monday-Friday overnight				Saturday overnight				Sunday overnight																										
354 Eglinton Stn – of T Scarborough	51.50	LF	3.5	30'00"	96	9	32.2	LF	3.5	30'00"	96	9	32.2	LF	3.5	30'00"	96	9	32.2																		
			Alternates trips with 305 EGLINTON EAST				Alternates trips with 305 EGLINTON EAST				Alternates trips with 305 EGLINTON EAST																										

400 LAWRENCE MANOR COMMUNITY BUS	W-T																																				
Monday to Friday	2-Sep-97		Monday-Friday midday				Monday-Friday afternoon peak period																														
400 Baycrest – Lawrence West Stn		CB	1	60'00"	60	0		CB	1	60'00"	60	0																									



TORONTO TRANSIT COMMISSION

SERVICE SUMMARY

June 17 to July 28, 2012

Route	RT dist (km) and date of last change	Veh type	No. of Veh	Service interval	Run time (min)	Term time (min)	Avg spd (km/h)	Veh type	No. of Veh	Service interval	Run time (min)	Term time (min)	Avg spd (km/h)	Veh type	No. of Veh	Service interval	Run time (min)	Term time (min)	Avg spd (km/h)	Veh type	No. of Veh	Service interval	Run time (min)	Term time (min)	Avg spd (km/h)	Veh type	No. of Veh	Service interval	Run time (min)	Term time (min)	Avg spd (km/h)	First dep NB or WB	First dep SB or EB	Last dep NB or WB	Last dep SB or EB			
52 LAWRENCE WEST	MtD																																					
Monday to Friday	18-Jun-12			Monday-Friday morning peak period				Monday-Friday midday					Monday-Friday afternoon peak period							Monday-Friday early evening						Monday-Friday late evening												
52 Lawrence Stn – Martin Grove	30.61	LF	17	6'00"	97	5	18.9	LF	12	7'30"	90	0	20.4	LF	16	7'30"	117	3	15.7	LF	7	12'00"	84	0	21.9	LF	4	20'00"	80	0	23.0	550a	454a	200a	122a			
52C Lawrence West Stn – Culford via Benton	9.77	LF	2	20'00"	35	5	16.7	See 59C MAPLE LEAF										See 59C MAPLE LEAF										637a	617a	857a	917a							
52C Lawrence West Stn – Culford	9.48							LF	2	21'00"	38	4	15.0																									
Combined/Average			19	4'37"				12	7'30"				18	5'32"						7	12'00"					4	20'00"											
Saturday	31-Mar-12			Saturday early morning				Saturday morning					Saturday afternoon							Saturday early evening					Saturday late evening													
52 Lawrence Stn – Martin Grove	30.61	LF	7	13'00"	90	1	20.4	LF	9	10'00"	90	0	20.4	LF	13	8'00"	99	5	18.6	LF	7	12'00"	84	0	21.9	LF	5	18'00"	79	11	23.2	605a	522a	127a	129a			
Sunday	25-Mar-12			Sunday early morning				Sunday morning					Sunday afternoon							Sunday early evening					Sunday late evening													
52 Lawrence Stn – Martin Grove	30.61	LF	6	15'00"	90	0	20.4	LF	8	12'00"	90	6	20.4	LF	11	9'00"	99	0	18.6	LF	6	15'00"	80	10	23.0	LF	4	22'30"	80	10	23.0	646a	707a	127a	104a			
352 LAWRENCE WEST	MtD																																					
Overnight, 7 days a week	20-Jun-10			Monday-Friday overnight				Saturday overnight					Sunday overnight																									
352 Lawrence Stn – Weston Rd	19.58	LF	2	30'00"	60	0	19.6	LF	2	30'00"	60	0	19.6	LF	2	30'00"	60	0	19.6																			
162 LAWRENCE-DONWAY	Wtl																																					
Monday to Friday	09-May-11			Monday-Friday morning peak period				Monday-Friday midday					Monday-Friday afternoon peak period																									
162 Lawrence Stn – Don Mills	20.13	LF	2	30'00"	60	0	20.1	LF	2	30'00"	60	0	20.1	LF	2	30'00"	60	0	20.1																			
56 LEASIDE	Wtl																																					
Monday to Friday	18-Jun-12			Monday-Friday morning peak period				Monday-Friday midday					Monday-Friday afternoon peak period							Monday-Friday early evening																		
56 Donlands Stn – Eglinton Stn	15.32	LF	2	30'00"	56	4	16.4	LF	3	20'00"	54	6	17.0	LF	2	30'00"	54	6	17.0	LF	1.5	30'00"	45	0	20.4													
56B Donlands Stn – Brentcliffe	10.15	LF	1	30'00"	30	0	20.3						LF	1	30'00"	30	0	20.3																				
Combined/Average			3	15'00"				3	20'00"				3	15'00"					1.5	30'00"																		
		Alternates trips with 5 AVENUE RD																																				
Saturday	14-May-11			Saturday early morning				Saturday morning					Saturday afternoon																									
56 Donlands Stn – Eglinton Stn	15.32	LF	2	30'00"	56	4	16.4	LF	2	30'00"	56	4	16.4	LF	2	30'00"	56	4	16.4																			
Sunday	08-May-11							Sunday morning					Sunday afternoon																									
56 Donlands Stn – Eglinton Stn	15.32							LF	1.5	30'00"	45	0	20.4	LF	1.5	30'00"	45	0	20.4																			
		Alternates trips with 5 AVENUE RD																																				
51 LESLIE	Wtl																																					
Monday to Friday	18-Jun-12			Monday-Friday morning peak period				Monday-Friday midday					Monday-Friday afternoon peak period							Monday-Friday early evening					Monday-Friday late evening													
51 Eglinton Stn – Steeles	34.07	LF	7	15'00"	102	3	20.0	LF	3	30'00"	88	2	23.2	LF	6	18'00"	108	0	18.9	LF	3	30'00"	78	12	26.2	LF	2.5	30'00"	75	5	27.3	510a	550a	100a	1240a			
		Alternates trips with 61 AVENUE RD NORTH																																				
Saturday	29-Nov-08			Saturday early morning				Saturday morning					Saturday afternoon							Saturday early evening				Saturday late evening														
51 Eglinton Stn – Steeles	34.07	LF	2.5	30'00"	75	5	27.3	LF	3	30'00"	80	10	25.6	LF	3	30'00"	80	10	25.6	LF	2.5	30'00"	75	5	27.3	LF	2.5	30'00"	75	5	27.3	545a	622a	110a	1250a			
		Alternates trips with 61 AVENUE RD NORTH																																				
Sunday	08-May-11							Sunday morning					Sunday afternoon							Sunday early evening																		
51 Eglinton Stn – Steeles	34.07							LF	3	30'00"	80	10	25.6	LF	3	30'00"	80	10	25.6	LF	2.5	30'00"	75	5	27.3													
		Alternates trips with 61 AVENUE RD NORTH																																				



TORONTO TRANSIT COMMISSION

SERVICE SUMMARY

June 17 to July 28, 2012

Route	RT dist (km) and date of last change	Veh type	No. of Veh	Service interval	Run time (min)	Term time (min)	Avg spd (km/h)	Veh type	No. of Veh	Service interval	Run time (min)	Term time (min)	Avg spd (km/h)	Veh type	No. of Veh	Service interval	Run time (min)	Term time (min)	Avg spd (km/h)	Veh type	No. of Veh	Service interval	Run time (min)	Term time (min)	Avg spd (km/h)	Veh type	No. of Veh	Service interval	Run time (min)	Term time (min)	Avg spd (km/h)	First dep NB or WB	First dep SB or EB	Last dep NB or WB	Last dep SB or EB		
64 MAIN																																					
	Bir																																				
Monday to Friday	18-Jun-12			Monday-Friday morning peak period				Monday-Friday midday						Monday-Friday afternoon peak period						Monday-Friday early evening							Monday-Friday late evening										
64 Queen – Eastdale	6.71	LF	3	10' 40"	32	0	12.6	LF	3	10' 00"	30	0	13.4	LF	4	8' 00"	32	0	12.6	LF	2	15' 00"	30	0	13.4	LF	1	30' 00"	30	0	13.4	603a	541a	110a	125a		
Saturday	27-Jun-09			Saturday early morning				Saturday morning						Saturday afternoon						Saturday early evening						Saturday late evening											
64 Queen – Eastdale	6.71	LF	2	15' 00"	30	0	13.4	LF	2	15' 00"	30	0	13.4	LF	2	15' 00"	30	0	13.4	LF	1	30' 00"	30	0	13.4	LF	1	30' 00"	30	0	13.4	547a	600a	110a	125a		
Sunday	17-Jun-12			Sunday morning				Sunday afternoon						Sunday early evening						Sunday late evening																	
64 Queen – Eastdale	6.71							LF	2	15' 00"	30	0	13.4	LF	2	15' 00"	30	0	13.4	LF	1	30' 00"	30	0	13.4	LF	1	30' 00"	30	0	13.4	845a	830a	110a	125a		
58 MALTON																																					
	MtD			Service outside Toronto west of Pearson Airport is provided under contract to the City of Mississauga																																	
Monday to Friday	18-Jun-12			Monday-Friday morning peak period				Monday-Friday midday						Monday-Friday afternoon peak period						Monday-Friday early evening						Monday-Friday late evening											
58A Lawrence West Stn – Pearson Airport	37.34	LF	14	7' 30"	104	1	21.5	LF	6.5	15' 00"	96	2	23.3	LF	21	5' 45"	119	2	18.8	LF	5.5	16' 30"	89	2	25.2	LF	3.5	25' 00"	81	7	27.7	505a	519a	110a	157a		
58B Lawrence West Stn – Westwood	40.02	LF	1	22' 30"	111	17	21.6	LF	7.5	15' 00"	108	5	22.2	LF	1	17' 15"	131	7	18.3	LF	6.5	16' 30"	99	9	24.3	LF	3.5	25' 00"	87	1	27.6	520a	548a	1254a	110a		
Combined/Average				15' 7' 30"				14' 7' 30"						22' 5' 45"						12' 8' 15"						7' 12' 30"											
				Every 3rd 58A operates as a 58B																																	
Saturday	31-Mar-12			Saturday early morning				Saturday morning						Saturday afternoon						Saturday early evening						Saturday late evening											
58 Lawrence West Stn – McNaughton	36.42							LF	5	20' 00"	91	9	24.0	LF	7	16' 00"	103	9	21.2	LF	4	24' 00"	91	5	24.0	LF	2.5	36' 00"	90	0	24.3	907a	1024a	1258a	150a		
58A Lawrence West Stn – Pearson Airport	37.34	LF	7	12' 00"	75	9	29.9	LF	5	20' 00"	96	4	23.3	LF	7	16' 00"	108	4	20.7	LF	4	24' 00"	94	2	23.8	LF	2.5	36' 00"	90	0	24.9	515a	547a	1258a	207a		
58D Lawrence West Stn – McNaughton via Pearson Airport	45.77	LF	1	36' 00"	110	10	25.0																														
Combined/Average				8' 12' 00"				10' 10' 00"						14' 8' 00"						8' 12' 00"						5' 18' 00"											
Sunday	25-Mar-12			Sunday early morning				Sunday morning						Sunday afternoon						Sunday early evening						Sunday late evening											
58 Lawrence West Stn – McNaughton	36.42	LF	2.5	40' 00"	90	10	24.3	LF	4	24' 00"	89	7	24.6	LF	6	18' 00"	99	9	22.1	LF	3	30' 00"	85	5	25.7	LF	2	45' 00"	85	5	25.7	610a	700a	1152p	1244a		
58A Lawrence West Stn – Pearson Airport	37.34	LF	2.5	40' 00"	84	16	26.7	LF	4	24' 00"	90	6	24.9	LF	6	18' 00"	100	8	22.4	LF	3	30' 00"	86	4	26.0	LF	2	45' 00"	86	4	26.0	510a	540a	1258a	201a		
Combined/Average				5' 20' 00"				8' 12' 00"						12' 9' 00"						6' 15' 00"						4' 22' 30"											
59 MAPLE LEAF																																					
	MtD																																				
Monday to Friday	18-Jun-12			Monday-Friday morning peak period				Monday-Friday midday						Monday-Friday afternoon peak period						Monday-Friday early evening						Monday-Friday late evening											
59A Lawrence West Stn – Weston Rd via Gary Drive	17.28	LF	2.5	26' 00"	62	3	16.7							LF	2	40' 00"	75	5	13.8																		
59B Lawrence West Stn – Weston Rd via Church	16.79	LF	2.5	26' 00"	62	3	16.2							LF	2	40' 00"	75	5	13.4																		
59C Lawrence West Stn – Weston Rd via Benton/Culford and Church	21.28			See 52C LAWRENCE WEST				LF	1	60' 00"	60	0	21.3							LF	1	60' 00"	60	0	21.3	LF	1	60' 00"	60	0	21.3	915a	945a	215p	245p		
59C Lawrence West Stn – Weston Rd via Benton/Culford and Gary Rd	21.28			See 52C LAWRENCE WEST				LF	1	60' 00"	60	0	21.3							LF	1	60' 00"	60	0	21.3	LF	1	60' 00"	60	0	21.3	730p	800p	1230a	1200a		
Combined/Average				5' 13' 00"				2' 30' 00"						4' 20' 00"						2' 30' 00"						2' 30' 00"											
Saturday	26-Jun-10			Saturday early morning				Saturday morning						Saturday afternoon						Saturday early evening						Saturday late evening											
59C Lawrence West Stn – Weston Rd via Benton/Culford and Church	21.28	LF	1	60' 00"	60	0	21.3	LF	1	60' 00"	60	0	21.3	LF	1	60' 00"	60	0	21.3	LF	1	60' 00"	60	0	21.3	LF	1	60' 00"	60	0	21.3	630a	600a	1230a	1200a		
59C Lawrence West Stn – Weston Rd via Benton/Culford and Gary Rd	21.28	LF	1	60' 00"	60	0	21.3	LF	1	60' 00"	60	0	21.3	LF	1	60' 00"	60	0	21.3	LF	1	60' 00"	60	0	21.3	LF	1	60' 00"	60	0	21.3	600a	630a	100a	1230a		
Combined/Average				2' 30' 00"				2' 30' 00"						2' 30' 00"						2' 30' 00"						2' 30' 00"											
Sunday	08-May-11			Sunday morning				Sunday afternoon						Sunday early evening																							
59C Lawrence West Stn – Weston Rd via Benton/Culford and Church	21.28							LF	1	60' 00"	60	0	21.3	LF	1	60' 00"	60	0	21.3	LF	1	60' 00"	60	0	21.3												
59C Lawrence West Stn – Weston Rd via Benton/Culford and Gary Rd	21.28							LF	1	60' 00"	60	0	21.3	LF	1	60' 00"	60	0	21.3	LF	1	60' 00"	60	0	21.3												
Combined/Average				2' 30' 00"				2' 30' 00"						2' 30' 00"						2' 30' 00"																	



TORONTO TRANSIT COMMISSION

SERVICE SUMMARY

June 17 to July 28, 2012

Route	RT dist (km) and date of last change	Veh type	No. of Veh	Service interval	Run time (min)	Term time (min)	Avg spd (km/h)	Veh type	No. of Veh	Service interval	Run time (min)	Term time (min)	Avg spd (km/h)	Veh type	No. of Veh	Service interval	Run time (min)	Term time (min)	Avg spd (km/h)	Veh type	No. of Veh	Service interval	Run time (min)	Term time (min)	Avg spd (km/h)	Veh type	No. of Veh	Service interval	Run time (min)	Term time (min)	Avg spd (km/h)	First dep NB or WB	First dep SB or EB	Last dep NB or WB	Last dep SB or EB		
102 MARKHAM RD		Bir	Service outside Toronto north of Steeles Avenue is provided under contract to York Region																																		
Monday to Friday	18-Jun-12		Monday-Friday morning peak period							Monday-Friday midday							Monday-Friday afternoon peak period							Monday-Friday early evening							Monday-Friday late evening						
102 Warden Stn – McNicoll	32.88							LF	3	30'00"	90	0	21.9							LF	2.5	40'00"	87	13	22.7	LF	3	30'00"	82	8	24.1	900a	945a	1239a	1252a		
102A Warden Stn – Progress (Centennial College)	23.71	LF	7	11'00"	70	7	20.3	LF	5	15'00"	72	3	19.8	LF	7	12'00"	78	6	18.2	LF	4	20'00"	65	15	21.9	LF	2	30'00"	50	10	28.4	614a	651a	100a	126a		
102C Warden Stn – Passmore	35.78	LF	5	22'00"	100	10	21.5						LF	4.5	24'00"	108	0	19.9																			
102D Warden Stn – Mount Joy GO Stn	52.74	LF	7	22'00"	150	4	21.1	LF	5	30'00"	137	13	23.1	LF	6.5	24'00"	156	0	20.3	LF	3.5	40'00"	140	0	22.6												
Combined/Average			19	5'30"					13	7'30"					18	6'00"					10	10'00"						5	15'00"								
			102D NB trips operate via Dynamic.							102D SB trips operate via Dynamic.																											
Saturday	10-Sep-11		Saturday early morning							Saturday morning							Saturday afternoon							Saturday early evening							Saturday late evening						
102 Warden Stn – McNicoll	32.88	LF	6	15'00"	85	5	23.2	LF	8	12'00"	92	4	21.4	LF	11	9'30"	101	4	19.5	LF	8	11'00"	83	5	23.8	LF	6	15'00"	83	7	23.8	535a	552a	101a	129a		
102D Warden Stn – Mount Joy GO Stn	52.74							LF	1	60'00"	152	5	20.8	LF	1	57'00"	200	2	15.8	LF	1	55'00"	130	13	24.3												
Combined/Average			6	15'00"					9	12'00"					12	9'30"					9	11'00"						6	15'00"								
			Every 5th 102 operates as a 102D							Every 6th 102 operates as a 102D							Every 5th 102B operates as a 102D																				
Sunday	25-Mar-12		Sunday early morning							Sunday morning							Sunday afternoon							Sunday early evening							Sunday late evening						
102 Warden Stn – McNicoll	32.88	LF	3	30'00"	80	10	24.7	LF	8	12'00"	88	8	22.4	LF	10	10'00"	97	3	20.3	LF	7	12'00"	82	2	24.1	LF	4	20'00"	75	5	26.3	723a	725a	107a	129a		
102D Warden Stn – Mount Joy GO Stn	52.74	LF	1	60'00"	136	4	23.3	LF	1	60'00"	150	6	21.1	LF	1	50'00"	148	2	21.4	LF	1	60'00"	130	14	24.3												
Combined/Average			4	30'00"					9	12'00"					11	10'00"					8	12'00"						4	20'00"								
			Every 2nd 102 operates as a 102D							Every 5th 102 operates as a 102D							Every 5th 102 operates as a 102D							Every 5rd 102B operates as a 102D													
46 MARTIN GROVE		Arw	Service outside Toronto north of Steeles Avenue is provided under contract to York Region																																		
Monday to Friday	18-Jun-12		Monday-Friday morning peak period							Monday-Friday midday							Monday-Friday afternoon peak period							Monday-Friday early evening							Monday-Friday late evening						
46 Kipling Stn – Steeles	31.38	LF	7	13'00"	90	1	20.9	LF	5	17'00"	84	1	22.4	LF	8	11'15"	90	0	20.9	LF	4	20'00"	75	5	25.1	LF	3	30'00"	75	15	25.1	451a	503a	130a	1243a		
Saturday	07-Jan-06		Saturday early morning							Saturday morning							Saturday afternoon							Saturday early evening							Saturday late evening						
46 Kipling Stn – Steeles	31.38	LF	4	20'00"	75	5	25.1	LF	5	15'00"	75	0	25.1	LF	5	15'00"	75	0	25.1	LF	4	20'00"	74	6	25.4	LF	3	30'00"	74	16	25.4	513a	555a	130a	1243a		
Sunday	01-Jan-06		Sunday morning							Sunday afternoon							Sunday early evening							Sunday late evening													
46 Kipling Stn – Steeles	31.38							LF	4	20'00"	75	5	25.1	LF	4	20'00"	75	5	25.1	LF	4	20'00"	75	5	25.1	LF	3	30'00"	75	15	25.1	840a	758a	130a	1243a		
16 McCOWAN		Bir	Service outside Toronto north of Steeles Avenue is provided under contract to York Region																																		
Monday to Friday	13-Feb-12		Monday-Friday morning peak period							Monday-Friday midday							Monday-Friday afternoon peak period							Monday-Friday early evening							Monday-Friday late evening						
16 Warden Stn – Scarborough Centre Stn	18.33	LF	7	9'00"	62	1	17.7	LF	5	12'00"	59	1	18.6	LF	8	8'15"	65	1	16.9	LF	4	13'00"	52	0	21.2	LF	3	15'00"	45	0	24.4	515a	520a	124a	149a		
Saturday	15-May-10		Saturday early morning							Saturday morning							Saturday afternoon							Saturday early evening							Saturday late evening						
16 Warden Stn – Scarborough Centre Stn	18.33	LF	3	15'00"	45	0	24.4	LF	4	12'30"	50	0	22.0	LF	4	12'30"	50	0	22.0	LF	3	15'00"	45	0	24.4	LF	1.67	30'00"	45	5	24.4	523a	545a	132a	200a		
			Alternates trips with 70 O'CONNOR																																		
Sunday	09-May-10		Sunday early morning							Sunday morning							Sunday afternoon							Sunday early evening							Sunday late evening						
16 Warden Stn – Scarborough Centre Stn	18.33	LF	3	17'00"	50	1	22.0	LF	3	17'00"	50	1	22.0	LF	4	12'30"	50	0	22.0	LF	2	24'00"	44	4	25.0	LF	1.67	30'00"	44	6	25.0	732a	758a	132a	200a		
			Alternates trips with 70 O'CONNOR																																		
			Overnight service on McCowan Road and Danforth Road provided by 302 DANFORTH RD-McCOWAN																																		



TORONTO TRANSIT COMMISSION

SERVICE SUMMARY

June 17 to July 28, 2012

Route	RT dist (km) and date of last change	Veh type	No. of Veh	Service interval	Run time (min)	Term time (min)	Avg spd (km/h)	Veh type	No. of Veh	Service interval	Run time (min)	Term time (min)	Avg spd (km/h)	Veh type	No. of Veh	Service interval	Run time (min)	Term time (min)	Avg spd (km/h)	Veh type	No. of Veh	Service interval	Run time (min)	Term time (min)	Avg spd (km/h)	Veh type	No. of Veh	Service interval	Run time (min)	Term time (min)	Avg spd (km/h)	First dep NB or WB	First dep SB or EB	Last dep NB or WB	Last dep SB or EB						
129 McCOWAN NORTH	Mal	Service outside Toronto north of Steeles Avenue is provided under contract to York Region																																							
Monday to Friday	18-Jun-12	Monday-Friday morning peak period				Monday-Friday midday				Monday-Friday afternoon peak period				Monday-Friday early evening				Monday-Friday late evening																							
129 Scarborough Centre Stn – Steeles	14.41	LF	10	5'00"	47	3	18.4	LF	7	6'00"	42	0	20.8	LF	11	4'40"	50	2	17.4	LF	7	6'00"	40	2	21.6	LF	3	13'20"	40	0	21.6	548a	524a	148a	153a						
129A Scarborough Centre Stn – Major Mackenzie	34.29	LF	3	15'00"	95	0	21.7	LF	2	24'00"	87	3	23.6	LF	3	18'40"	92	16	22.4	LF	2	24'00"	88	2	23.4	LF	1	40'00"	88	0	23.4	605a	532a	1120p	1120p						
Combined/Average			13	5'00"					9	6'00"					14	4'40"					9	6'00"					4	13'20"													
			Every 3rd 129 operates as a 129A				Every 4th 129 operates as a 129A				Every 4th 129 operates as a 129A				Every 4th 129 operates as a 129A				Every 4th 129 operates as a 129A				Every 3rd 129 operates as a 129A																		
Saturday	08-Aug-09	Saturday early morning				Saturday morning				Saturday afternoon				Saturday early evening				Saturday late evening																							
129 Scarborough Centre Stn – Steeles	14.41	LF	6	7'00"	42	0	20.6	LF	6	7'00"	42	0	20.6	LF	8	5'45"	45	1	19.2	LF	1	40'00"	36	4	24.0	LF	2	20'00"	40	0	21.6	550a	530a	200a	145a						
129A Scarborough Centre Stn – Major Mackenzie	34.29	LF	2	28'00"	88	10	23.4	LF	2	28'00"	88	10	23.4	LF	2	23'00"	90	2	22.9	LF	2	40'00"	80	0	25.7							600a	602a	1020p	1100p						
Combined/Average			8	7'00"					8	7'00"					10	5'45"					3	20'00"					2	20'00"													
			Every 4th 129 operates as a 129A				Every 4th 129 operates as a 129A				Every 4th 129 operates as a 129A				Every 4th 129 operates as a 129A				Every 4th 129 operates as a 129A																						
Sunday	02-Aug-09	Sunday morning				Sunday afternoon				Sunday early evening				Sunday late evening																											
129 Scarborough Centre Stn – Steeles	14.41	LF	4	10'00"	40	0	21.6	LF	5	8'00"	40	0	21.6	LF	3	15'00"	40	5	21.6	LF	2	20'00"	40	0	21.6						800a	815a	200a	145a							
129A Scarborough Centre Stn – Major Mackenzie	34.29	LF	1	40'00"	80	0	25.7	LF	1	40'00"	80	0	25.7	LF	1	45'00"	80	10	25.7												900a	900a	1020p	1100p							
Combined/Average			5	10'00"					6	8'00"					4	15'00"					2	20'00"																			
			Every 4th 129 operates as a 129A				Every 5th 129 operates as a 129A				Every 3rd 129 operates as a 129A				Every 3rd 129 operates as a 129A																										
Overnight service provided by 302 DANFORTH RD-McCOWAN																																									
130 MIDDLEFIELD	Mal	Service provided under contract to York Region																																							
Monday to Friday	05-Jan-09	Monday-Friday morning peak period				Monday-Friday midday				Monday-Friday afternoon peak period				Monday-Friday early evening				Monday-Friday late evening																							
130 Scarborough Centre Stn – Steeles	15.96							Lift	1.5	30'00"	40	5	23.9							Lift	2	22'00"	44	0	21.8	Lift	1.5	30'00"	40	4	23.9	915a	540a 702p	115a	240p 1240a						
130 Scarborough Centre Stn – Steeles/ 130B Scarborough Centre Stn – Steeles via Maybrook	16.56	Lift	3	15'00"	45	0	22.1						Lift	3	15'00"	45	0	22.1													600a	305p	852a	640p							
Combined/Average																																									
			130 operates SB; 130B operates NB				Alternates trips with 132 MILNER				130 operates NB; 130B operates SB				Alternates trips with 132 MILNER				Alternates trips with 132 MILNER																						
Saturday	10-Jan-09	Saturday early morning				Saturday morning				Saturday afternoon				Saturday early evening				Saturday late evening																							
130 Scarborough Centre Stn – Steeles	15.96	Lift	1.5	30'00"	44	1	21.8	Lift	1.5	30'00"	44	1	21.8	Lift	1.5	30'00"	44	1	21.8	Lift	1.5	30'00"	40	4	23.9	Lift	1.5	30'00"	40	4	23.9	545a	608a	115a	1240a						
Combined/Average																																									
			Alternates trips with 132 MILNER				Alternates trips with 132 MILNER				Alternates trips with 132 MILNER				Alternates trips with 132 MILNER				Alternates trips with 132 MILNER																						
Sunday	08-May-11	Sunday morning				Sunday afternoon				Sunday early evening				Sunday late evening																											
130 Scarborough Centre Stn – Steeles	15.96							Lift	1.5	30'00"	44	1	21.8	Lift	1.5	30'00"	44	1	21.8	Lift	1.5	30'00"	40	4	23.9	Lift	1.5	30'00"	40	5	23.9	815a	838a	115a	1240a						
Combined/Average																																									
			Alternates trips with 132 MILNER				Alternates trips with 132 MILNER				Alternates trips with 132 MILNER				Alternates trips with 132 MILNER				Alternates trips with 134 PROGRESS																						
57 MIDLAND	Bir	Service provided under contract to York Region																																							
Monday to Friday	18-Jun-12	Monday-Friday morning peak period				Monday-Friday midday				Monday-Friday afternoon peak period				Monday-Friday early evening				Monday-Friday late evening																							
57 Kennedy Stn – Steeles	23.43	LF	10	7'15"	72	0	19.4	LF	6	11'00"	66	0	21.3	LF	8	9'30"	75	1	18.7	LF	5	12'00"	60	0	23.4	LF	3	20'00"	58	2	24.2	450a	448a	120a	110a						
Combined/Average			10	7'15"					6	11'00"					8	9'30"					5	12'00"					3	20'00"													
Saturday	12-May-12	Saturday early morning				Saturday morning				Saturday afternoon				Saturday early evening				Saturday late evening																							
57 Kennedy Stn – Steeles	23.43	LF	3	20'00"	58	2	24.2	LF	4	15'00"	60	0	23.4	LF	5	12'00"	60	0	23.4	LF	4	15'00"	54	6	26.0	LF	2	30'00"	54	6	26.0	515a	545a	1245a	110a						
Combined/Average																																									
Sunday	06-May-12	Sunday morning				Sunday afternoon				Sunday early evening				Sunday late evening																											
57 Kennedy Stn – Steeles	23.43	LF	3	20'00"	60	0	23.4	LF	3	20'00"	60	0	23.4	LF	2	30'00"	54	6	26.0	LF	2	30'00"	54	6	26.0						740a	810a	1245a	110a							



TORONTO TRANSIT COMMISSION

SERVICE SUMMARY

June 17 to July 28, 2012

Route	RT dist (km) and date of last change	Veh type	No. of Veh	Service interval	Run time (min)	Term time (min)	Avg spd (km/h)	Veh type	No. of Veh	Service interval	Run time (min)	Term time (min)	Avg spd (km/h)	Veh type	No. of Veh	Service interval	Run time (min)	Term time (min)	Avg spd (km/h)	Veh type	No. of Veh	Service interval	Run time (min)	Term time (min)	Avg spd (km/h)	Veh type	No. of Veh	Service interval	Run time (min)	Term time (min)	Avg spd (km/h)	First dep NB or WB	First dep SB or EB	Last dep NB or WB	Last dep SB or EB		
132 MILNER	Mal																																				
Monday to Friday	18-Jun-12			Monday-Friday morning peak period				Monday-Friday midday						Monday-Friday afternoon peak period							Monday-Friday early evening						Monday-Friday late evening										
132 Scarborough Centre Stn – McLevin and Hupfield	19.81	LF	3	16 ' 00 "	48	0	24.8	LF	1.5	30 ' 00 "	45	0	26.4	LF	3	16 ' 00 "	48	0	24.8	LF	2	23 ' 00 "	46	0	25.8	LF	1.5	30 ' 00 "	42	4	28.6	600a	536a	100a	1254a		
				Alternates trips with 130 MIDDLEFIELD													Alternates trips with 130 MIDDLEFIELD																				
Saturday	09-Jan-10			Saturday early morning				Saturday morning						Saturday afternoon							Saturday early evening						Saturday late evening										
132 Scarborough Centre Stn – McLevin and Hupfield	19.81	LF	1.5	30 ' 00 "	45	0	26.4	LF	1.5	30 ' 00 "	45	0	26.4	LF	1.5	30 ' 00 "	45	0	26.4	LF	1.5	30 ' 00 "	42	4	28.6	LF	1.5	30 ' 00 "	42	4	28.6	600a	552a	100a	1254a		
				Alternates trips with 130 MIDDLEFIELD													Alternates trips with 130 MIDDLEFIELD																				
Sunday	08-May-11			Sunday morning				Sunday afternoon						Sunday early evening																							
132 Scarborough Centre Stn – McLevin and Hupfield	19.81							LF	1.5	30 ' 00 "	45	0	26.4	LF	1.5	30 ' 00 "	45	0	26.4	LF	1.5	30 ' 00 "	42	4	28.6								900a	852a	1000p	954p	
				Alternates trips with 130 MIDDLEFIELD													Alternates trips with 130 MIDDLEFIELD																				
116 MORNINGSIDE	Egl																																				
Monday to Friday	18-Jun-12			Monday-Friday morning peak period				Monday-Friday midday						Monday-Friday afternoon peak period							Monday-Friday early evening						Monday-Friday late evening										
116 Kennedy Stn – Finch	35.76	LF	16	6 ' 30 "	102	2	21.0	LF	11	9 ' 15 "	97	5	22.1	LF	19	5 ' 30 "	101	4	21.2	LF	11	8 ' 15 "	90	1	23.8	LF	8	10 ' 00 "	78	2	27.5	508a	500a	225a	257a		
116A Kennedy Stn – Conlins Rd via Ellesmere/ 116E Kennedy Stn – Scarborough College and Conlins Rd Express	29.30	LF	3	26 ' 00 "	77	1	22.8	LF	3	24 ' 00 "	70	2	25.1	LF	4	18 ' 45 "	75	0	23.4	LF	3	22 ' 40 "	66	2	26.6							654a	543a	1005p	1022p		
116B Kennedy Stn – Kingston Rd & Eglinton	10.0	LF	2	15 ' 00 "	29	1	20.7																											700a	900a		
Combined/Average				21	3 ' 52 "			14	6 ' 40 "					23	4 ' 15 "						14	6 ' 03 "					8	10 ' 00 "									
				Before Noon 116A operates WB and 116E operates EB. After Noon 116A operates EB and 116E operates WB																																	
Saturday	14-May-11			Saturday early morning				Saturday morning						Saturday afternoon							Saturday early evening						Saturday late evening										
116 Kennedy Stn – Finch	35.76	LF	4	18 ' 00 "	72	0	29.8	LF	13	6 ' 30 "	85	0	25.4	LF	13	6 ' 30 "	85	0	25.4	LF	8	10 ' 00 "	77	3	27.9	LF	5	15 ' 00 "	75	0	28.6	540a	523a	225a	302a		
Sunday	20-Nov-11			Sunday morning				Sunday afternoon						Sunday early evening							Sunday late evening																
116 Kennedy Stn – Finch	35.76							LF	9	9 ' 00 "	81	0	26.5	LF	9	9 ' 00 "	81	0	26.5	LF	7	11 ' 00 "	76	1	28.2	LF	3	24 ' 00 "	71	1	30.2	741a	750a	225a	300a		
62 MORTIMER	Bir																																				
Monday to Friday	17-Feb-09			Monday-Friday morning peak period				Monday-Friday midday						Monday-Friday afternoon peak period							Monday-Friday early evening						Monday-Friday late evening										
62 Broadview Stn – Main Street Stn	12.09	LF	3	15 ' 00 "	44	1	16.5	LF	2	22 ' 00 "	42	2	17.3	LF	3	15 ' 00 "	44	1	16.5	LF	2	20 ' 00 "	40	0	18.1	LF	1.5	30 ' 00 "	40	1	18.1	540a	553a	1255a	115a		
				Alternates trips with 20 CLIFFSIDE																																	
Saturday	14-May-11			Saturday early morning				Saturday morning						Saturday afternoon							Saturday early evening																
62 Broadview Stn – Main Street Stn	12.09	LF	2	20 ' 00 "	40	0	18.1	LF	2	22 ' 00 "	44	0	16.5	LF	2	22 ' 00 "	44	0	16.5	LF	2	20 ' 00 "	40	0	18.1												
Sunday	08-May-11			Sunday morning				Sunday afternoon						Sunday early evening																							
62 Broadview Stn – Main Street Stn	12.09							LF	2	20 ' 00 "	40	0	18.1	LF	3	15 ' 00 "	40	5	18.1	LF	1.34	30 ' 00 "	40	1	18.3												
				Alternates trips with 20 CLIFFSIDE																																	



TORONTO TRANSIT COMMISSION

SERVICE SUMMARY

June 17 to July 28, 2012

Route	RT dist (km) and date of last change	Veh type	No. of Veh	Service interval	Run time (min)	Term time (min)	Avg spd (km/h)	Veh type	No. of Veh	Service interval	Run time (min)	Term time (min)	Avg spd (km/h)	Veh type	No. of Veh	Service interval	Run time (min)	Term time (min)	Avg spd (km/h)	Veh type	No. of Veh	Service interval	Run time (min)	Term time (min)	Avg spd (km/h)	Veh type	No. of Veh	Service interval	Run time (min)	Term time (min)	Avg spd (km/h)	First dep NB or WB	First dep SB or EB	Last dep NB or WB	Last dep SB or EB	
171 MT DENNIS	MtD																																			
Monday to Friday	06-Sep-11			Monday-Friday early morning				Monday-Friday midday					Monday-Friday afternoon peak period							Monday-Friday early evening						Monday-Friday late evening										
171 Mt Dennis – Jane & Weston	6.82	LF	1	20'00"	18	2	22.7	LF	1	20'00"	18	2	22.7	LF	1	20'00"	18	2	22.7	LF	1	20'00"	18	2	22.7	LF	1	20'00"	18	2	22.7	400a	409a	1120p	1134p	
Saturday	26-Jun-10			Saturday early morning				Saturday midday					Saturday afternoon peak period							Saturday early evening					Saturday late evening											
171 Mt Dennis – Jane & Weston	6.82	LF	1	20'00"	18	2	22.7	LF	1	20'00"	18	2	22.7	LF	1	20'00"	18	2	22.7	LF	1	20'00"	18	2	22.7	LF	1	20'00"	18	2	22.7	400a	409a	1100p	1109p	
Sunday	20-Jun-10			Sunday early morning				Sunday midday					Sunday afternoon peak period							Sunday early evening					Sunday late evening											
171 Mt Dennis – Jane & Weston	6.82	LF	1	20'00"	18	2	22.7	LF	1	20'00"	18	2	22.7	LF	1	20'00"	18	2	22.7	LF	1	20'00"	18	2	22.7	LF	1	20'00"	18	2	22.7	400a	409a	1120p	1134p	
74 MT PLEASANT	Wil																																			
Monday to Friday	09-May-11			Monday-Friday morning peak period				Monday-Friday midday					Monday-Friday afternoon peak period																							
74 St Clair Stn – Eglinton	6.15	LF	2	15'00"	30	0	12.3	LF	1	30'00"	30	0	12.3	LF	2	18'00"	36	0	10.3																	
Saturday	14-May-11			Saturday early morning				Saturday morning					Saturday afternoon																							
74 St Clair Stn – Eglinton	6.15	LF	1	30'00"	30	0	12.3	LF	1	30'00"	30	0	12.3	LF	1	30'00"	30	0	12.3																	
Sunday	08-May-11			Sunday morning				Sunday afternoon					Sunday afternoon																							
74 St Clair Stn – Eglinton	6.15							LF	1	30'00"	30	0	12.3	LF	1	30'00"	30	0	12.3																	
103 MT PLEASANT NORTH &	Wil																																			
Monday to Friday	24-Nov-08			Monday-Friday morning peak period				Monday-Friday midday					Monday-Friday afternoon peak period							Monday-Friday early evening					Monday-Friday late evening											
103 Eglinton Stn – Doncliffe	7.92	LF	2	15'00"	30	0	15.8	LF	2	15'00"	30	0	15.8	LF	2	15'00"	30	0	15.8	LF	2	15'00"	30	0	15.8	LF	1	30'00"	30	0	15.8	600a	615a	100a	115a	
Saturday	29-Nov-08			Saturday early morning				Saturday morning					Saturday afternoon							Saturday early evening					Saturday late evening											
103 Eglinton Stn – Doncliffe	7.92	LF	1	30'00"	30	0	15.8	LF	2	15'00"	30	0	15.8	LF	2	15'00"	30	0	15.8	LF	1	30'00"	30	0	15.8	LF	1	30'00"	30	0	15.8	545a	600a	100a	115a	
Sunday	08-May-11			Sunday morning				Sunday afternoon					Sunday afternoon							Sunday early evening					Sunday early evening											
103 Eglinton Stn – Doncliffe	7.92							LF	2	15'00"	30	0	15.8	LF	2	15'00"	30	0	15.8	LF	1	30'00"	30	0	15.8											
133 NEILSON	Mal																																			
Monday to Friday	26-Mar-12			Monday-Friday morning peak period				Monday-Friday midday					Monday-Friday afternoon peak period							Monday-Friday early evening					Monday-Friday late evening											
133 Scarborough Centre Stn – Morningside Heights	25.22	LF	8	9'00"	70	2	21.6	LF	7	10'00"	70	0	21.6	LF	11	7'00"	74	3	20.4	LF	8	9'00"	70	2	21.6	LF	4	16'40"	65	2	23.3	530a	459a	150a	123a	
				SB/WB buses do not serve Centenary Hospital.												EB/NB buses do not serve Centenary Hospital.																				
Saturday	02-Apr-11			Saturday early morning				Saturday morning					Saturday afternoon							Saturday early evening				Saturday late evening												
133 Scarborough Centre Stn – Morningside Heights	25.22	LF	6	12'00"	70	2	21.6	LF	6	12'00"	70	2	21.6	LF	8	9'00"	70	2	21.6	LF	6	12'00"	70	2	21.6	LF	3.5	20'00"	70	0	21.6	540a	520a	100a	100a	
																								Alternates trips with 38 HIGHLAND CREEK												
Sunday	27-Mar-11			Sunday morning				Sunday afternoon					Sunday afternoon							Sunday early evening				Sunday late evening												
133 Scarborough Centre Stn – Morningside Heights	25.22							LF	5	12'00"	60	0	25.2	LF	7	10'00"	70	0	21.6	LF	5	13'00"	60	5	25.2	LF	4	15'00"	60	0	25.2	900a	825a	100a	105a	

All buses serve Centenary Hospital in both directions except where noted.
Overnight service south of Finch provided by 321 YORK MILLS



TORONTO TRANSIT COMMISSION

SERVICE SUMMARY

June 17 to July 28, 2012

Route	RT dist (km) and date of last change	Veh type	No. of Veh	Service interval	Run time (min)	Term time (min)	Avg spd (km/h)	Veh type	No. of Veh	Service interval	Run time (min)	Term time (min)	Avg spd (km/h)	Veh type	No. of Veh	Service interval	Run time (min)	Term time (min)	Avg spd (km/h)	Veh type	No. of Veh	Service interval	Run time (min)	Term time (min)	Avg spd (km/h)	Veh type	No. of Veh	Service interval	Run time (min)	Term time (min)	Avg spd (km/h)	First dep NB or WB	First dep SB or EB	Last dep NB or WB	Last dep SB or EB		
131 NUGGET &	Mal																																				
Monday to Friday	18-Jun-12			Monday-Friday morning peak period				Monday-Friday midday						Monday-Friday afternoon peak period							Monday-Friday early evening						Monday-Friday late evening										
131 Scarborough Centre Stn – Old Finch & Morningview	20.20							Lift	3	18' 00"	54	0	22.4							Lift	3	17' 00"	51	0	23.8		Lift	2	22' 00"	44	0	27.5	550a	520a	100a	1238a	
131E Kennedy Stn – Old Finch Express	33.46	Lift	11	8' 15"	90	1	22.3							Lift	11	8' 30"	93	1	21.6																		
Saturday	02-Apr-11			Saturday early morning				Saturday morning						Saturday afternoon							Saturday early evening						Saturday late evening										
131 Scarborough Centre Stn – Old Finch & Morningview	20.20	Lift	3	18' 00"	54	0	22.4	Lift	3	18' 00"	54	0	22.4	Lift	3	18' 00"	54	0	22.4	Lift	2	25' 00"	50	0	24.2	Lift	2	22' 00"	44	0	27.5	630a	639a	100a	1238a		
Sunday	27-Mar-11			Sunday morning				Sunday afternoon						Sunday early evening							Sunday late evening																
131 Scarborough Centre Stn – Old Finch & Morningview	20.20							Lift	2	26' 00"	52	0	23.3	Lift	2	26' 00"	52	0	23.3	Lift	2	25' 00"	50	0	24.2	Lift	2	22' 00"	44	0	27.5	826a	800a	100a	1238a		
Operates NB via Morningview before 3:00 pm, and NB via Littles after 3:00 pm.																																					
70 O'CONNOR	Egl																																				
Monday to Friday	18-Jun-12			Monday-Friday morning peak period				Monday-Friday midday						Monday-Friday afternoon peak period						Monday-Friday early evening						Monday-Friday late evening											
70 Coxwell Stn – Warden Stn	12.36	LF	3	17' 00"	51	0	14.5	LF	2.5	18' 00"	45	0	16.5	LF	3	17' 00"	51	0	14.5	LF	2	20' 00"	40	0	18.5	LF	1.1	30' 00"	34	0	21.8	550a	530a	158a	145a		
70A Coxwell Stn – Eglinton	12.54	LF	3	17' 00"	51	0	14.7	LF	2.5	18' 00"	44	1	17.1	LF	3	17' 00"	51	0	14.7	LF	2	20' 00"	40	0	18.8												
70B Coxwell Stn – Eglinton Sq	11.75																			LF	1	30' 00"	30	0	23.5												
Combined/Average			6	8' 30"				5	9' 00"					6	8' 30"					4	10' 00"					2.13	15' 00"										
70 branch alternates trips with 135 GERRARD																																					
Saturday	09-Jan-10			Saturday early morning				Saturday morning						Saturday afternoon						Saturday early evening						Saturday late evening											
70 Coxwell Stn – Warden Stn	12.36	LF	2	22' 00"	44	0	16.9	LF	2	22' 00"	44	0	16.9	LF	2	22' 00"	44	0	16.9	LF	1.5	24' 00"	36	0	20.6	LF	1.3	30' 00"	34	6	21.8	610a	548a	158a	145a		
70A Coxwell Stn – Eglinton	12.54	LF	2	22' 00"	44	0	17.1	LF	2	22' 00"	44	0	17.1	LF	2	22' 00"	44	0	17.1	LF	1.5	24' 00"	36	0	20.9												
70B Coxwell Stn – Eglinton Sq	11.75																			LF	1	30' 00"	30	0	23.5												
Combined/Average			4	11' 00"				4	11' 00"					4	11' 00"					3	12' 00"					2.33	15' 00"										
70 branch alternates trips with 16 McCOWAN																																					
Sunday	03-Jan-10			Sunday early morning				Sunday morning						Sunday afternoon						Sunday early evening						Sunday late evening											
70 Coxwell Stn – Warden Stn	12.36	LF	1	45' 00"	33	12	22.5	LF	2	20' 00"	40	0	18.5	LF	2	20' 00"	40	0	18.5	LF	1.5	24' 00"	36	0	20.6	LF	1.3	30' 00"	34	6	21.8	645a	615a	158a	145a		
70A Coxwell Stn – Eglinton	12.54							LF	2	20' 00"	40	0	18.8	LF	2	20' 00"	40	0	18.8	LF	1.5	24' 00"	36	0	20.9												
70B Coxwell Stn – Eglinton Sq	11.75																			LF	1	30' 00"	30	0	23.5												
Combined/Average			1	45' 00"				4	10' 00"					4	10' 00"					3	12' 00"					2.33	15' 00"										
70 branch alternates trips with 16 McCOWAN																																					
63 OSSINGTON	MtD																																				
Monday to Friday	18-Jun-12			Monday-Friday morning peak period				Monday-Friday midday						Monday-Friday afternoon peak period						Monday-Friday early evening						Monday-Friday late evening											
63 Eglinton West Stn – Liberty Village	17.57	LF	2	15' 00"	77	8	13.7	LF	10	8' 00"	77	3	13.7	LF	7	11' 30"	78	3	13.5	LF	10	7' 30"	72	3	14.6	LF	6	11' 00"	64	2	16.5	517a	521a	147a	136a		
63A St Clair – Liberty Village	13.35	LF	11	5' 00"	53	2	15.1							LF	5	11' 30"	54	4	14.8																		
Combined/Average			13	5' 00"				10	8' 00"					12	5' 45"					10	7' 30"					6	11' 00"										
Every 3rd 63A operates as a 63																																					
Saturday	18-Feb-12			Saturday early morning				Saturday morning						Saturday afternoon						Saturday early evening						Saturday late evening											
63 Eglinton West Stn – Liberty Village	17.57	LF	8	10' 00"	74	6	14.2	LF	10	8' 00"	78	2	13.5	LF	12	7' 00"	82	2	12.9	LF	7	10' 00"	70	0	15.1	LF	5	13' 00"	64	1	16.5	520a	523a	142a	136a		
Sunday	17-Jun-12			Sunday early morning				Sunday morning						Sunday afternoon						Sunday early evening						Sunday late evening											
63 Eglinton West Stn – Liberty Village	17.57	LF	6	12' 00"	72	0	14.6	LF	7	11' 00"	73	4	14.4	LF	9	8' 30"	75	2	14.1	LF	7	10' 00"	70	0	15.1	LF	6	11' 00"	64	2	16.5	520a	520a	147a	136a		



TORONTO TRANSIT COMMISSION

SERVICE SUMMARY

June 17 to July 28, 2012

Route	RT dist (km) and date of last change	Veh type	No. of Veh	Service interval	Run time (min)	Term time (min)	Avg spd (km/h)	Veh type	No. of Veh	Service interval	Run time (min)	Term time (min)	Avg spd (km/h)	Veh type	No. of Veh	Service interval	Run time (min)	Term time (min)	Avg spd (km/h)	Veh type	No. of Veh	Service interval	Run time (min)	Term time (min)	Avg spd (km/h)	Veh type	No. of Veh	Service interval	Run time (min)	Term time (min)	Avg spd (km/h)	First dep NB or WB	First dep SB or EB	Last dep NB or WB	Last dep SB or EB	
316 OSSINGTON	Wil/MtD																																			
Overnight, 7 days a week	17-Jun-12			Monday-Friday overnight				Saturday overnight					Sunday overnight																							
316 Eglinton West Stn – Exhibition	20.28	LF	1.6	30' 00"	49	0	24.8	LF	1.6	30' 00"	49	0	24.8	LF	1.6	30' 00"	49	0	24.8																	
				Alternates trips with 329 DUFFERIN				Alternates trips with 329 DUFFERIN					Alternates trips with 329 DUFFERIN																							
72 PAPE	Bir			Temporary diversion until summer of 2013, westbound via Scott and Wellington, due to closure of The Esplanade between Scott and Yonge.																																
Monday to Friday	18-Jun-12			Monday-Friday morning peak period				Monday-Friday midday					Monday-Friday afternoon peak period							Monday-Friday early evening						Monday-Friday late evening										
72 Pape Stn – Eastern	5.67	LF	1.5	16' 00"	24	0	14.2	LF	3	8' 00"	24	0	14.2	LF	2.5	13' 00"	26	7	13.1	LF	3	8' 00"	24	0	14.2	LF	1	24' 00"	24	0	14.2		529a	541a	121a	107a
72A Pape Stn – Union Stn via Commissioners	16.25	LF	4.5	16' 00"	65	7	15.0																													
72B Pape Stn – Union Stn via Commissioners and Cherry Beach	18.92							LF	2	24' 00"	66	6	17.2	LF	5.5	13' 00"	71	0	15.9	LF	2	24' 00"	66	6	17.2	LF	3	24' 00"	57	15	19.9		951a	912a	115a	119a
Combined/Average			6	8' 00"				5	8' 00"				8	6' 30"						5	8' 00"					4	12' 00"									
				Every 3rd 72 operates as a 72B				Every 3rd 72 operates as a 72B					Every 3rd 72 operates as a 72B							Every 3rd 72 operates as a 72B						Every 3rd 72 operates as a 72B										
Saturday	12-May-12			Saturday early morning				Saturday morning					Saturday afternoon							Saturday early evening						Saturday late evening										
72 Pape Stn – Eastern	5.67	LF	1	24' 00"	24	0	14.2	LF	4	7' 30"	30	0	11.3	LF	4	7' 30"	30	0	11.3	LF	1	24' 00"	24	0	14.2	LF	1	24' 00"	24	0	14.2		528a	513a	138a	126a
72A Pape Stn – Union Stn via Commissioners	16.25	LF	2	24' 00"	48	0	20.3																													
72B Pape Stn – Union Stn via Commissioners and Cherry Beach	18.92							LF	2	22' 30"	71	4	16.0	LF	2	22' 30"	71	4	16.0	LF	3	24' 00"	64	8	17.7	LF	3	24' 00"	57	15	19.9		904a	904a	110a	114a
Combined/Average			3	12' 00"				6	7' 30"				6	7' 30"						4	24' 00"					4	12' 00"									
				Every 3rd 72 operates as a 72B				Every 3rd 72 operates as a 72B					Every 3rd 72 operates as a 72B							Every 3rd 72 operates as a 72B						Every 3rd 72 operates as a 72B										
Sunday	06-May-12			Sunday early morning				Sunday morning					Sunday afternoon							Sunday early evening						Sunday late evening										
72 Pape Stn – Eastern	5.67	LF	1	24' 00"	24	0	14.2	LF	3	10' 00"	30	0	11.3	LF	3	10' 00"	30	0	11.3	LF	3	10' 00"	24	6	14.2	LF	3	10' 00"	24	6	14.2		748a	736a	124a	106a
72A Pape Stn – Union Stn via Commissioners	16.25	LF	2	24' 00"	48	0	20.3																													
72B Pape Stn – Union Stn via Commissioners and Cherry Beach	18.92							LF	1	30' 00"	60	0	18.9	LF	1	30' 00"	60	0	18.9	LF	1	30' 00"	57	3	19.9	LF	1	30' 00"	51	9	22.3		900a	856a	122a	1256a
Combined/Average			3	12' 00"				4	10' 00"				4	10' 00"						4	10' 00"					4	10' 00"									
				Every 3rd 72 operates as a 72B				Every 3rd 72 operates as a 72B					Every 3rd 72 operates as a 72B							Every 3rd 72 operates as a 72B						Every 3rd 72 operates as a 72B										
402 PARKDALE COMMUNITY BUS	W-T																																			
Monday to Friday	2-Sep-97			Monday-Friday midday				Monday-Friday afternoon peak period																												
402 Queen Elizabeth Hospital – Dufferin Mall via Dufferin Stn		CB	1	75' 00"	75	0		CB	1	75' 00"	75	0																								
65 PARLIAMENT	Bir																																			
Monday to Friday	24-Nov-08			Monday-Friday morning peak period				Monday-Friday midday					Monday-Friday afternoon peak period							Monday-Friday early evening						Monday-Friday late evening										
65 Castle Frank Stn – Esplanade	6.21	LF	2	16' 00"	32	0	11.6	LF	2	16' 00"	32	0	11.6	LF	3	12' 00"	36	0	10.4	LF	2	16' 00"	32	0	11.6	LF	1	30' 00"	30	0	12.4		530a	515a	115a	100a
Saturday	04-Apr-09			Saturday early morning				Saturday morning					Saturday afternoon							Saturday early evening						Saturday late evening										
65 Castle Frank Stn – Esplanade	6.21	LF	2	15' 00"	30	0	12.4	LF	2	16' 00"	32	0	11.6	LF	2	16' 00"	32	0	11.6	LF	1	30' 00"	30	0	12.4	LF	1	30' 00"	30	0	12.4		545a	530a	115a	100a
Sunday	28-Mar-10			Sunday morning				Sunday afternoon					Sunday early evening							Sunday late evening																
65 Castle Frank Stn – Esplanade	6.21	LF	1	30' 00"	30	0	12.4	LF	2	15' 00"	30	0	12.4	LF	1	30' 00"	30	0	12.4	LF	1	30' 00"	30	0	12.4	LF	1	30' 00"	30	0	12.4		915a	900a	115a	100a



TORONTO TRANSIT COMMISSION

SERVICE SUMMARY

June 17 to July 28, 2012

Route	RT dist (km) and date of last change	Veh type	No. of Veh	Service interval	Run time (min)	Term time (min)	Avg spd (km/h)	Veh type	No. of Veh	Service interval	Run time (min)	Term time (min)	Avg spd (km/h)	Veh type	No. of Veh	Service interval	Run time (min)	Term time (min)	Avg spd (km/h)	Veh type	No. of Veh	Service interval	Run time (min)	Term time (min)	Avg spd (km/h)	Veh type	No. of Veh	Service interval	Run time (min)	Term time (min)	Avg spd (km/h)	First dep NB or WB	First dep SB or EB	Last dep NB or WB	Last dep SB or EB																						
67 PHARMACY	Egl																																																								
Monday to Friday	13-Feb-12		Monday-Friday morning peak period					Monday-Friday midday					Monday-Friday afternoon peak period					Monday-Friday early evening					Monday-Friday late evening																																		
67 Victoria Park Stn – Ellesmere	17.93	LF	4	17' 00"	64	4	16.8	LF	3	17' 00"	48	3	22.4	LF	5	12' 00"	60	0	17.9	LF	3	17' 00"	51	0	21.1	LF	2	20' 00"	40	0	26.9		516a	537a	110a	1250a																					
67A Victoria Park Stn – Eglinton	9.32	LF	2	17' 00"	34	0	16.4																																																		
Combined/Average			6	8' 30"					3	17' 00"					5	12' 00"					3	17' 00"						2	20' 00"																												
Saturday	04-Apr-09		Saturday early morning					Saturday morning					Saturday afternoon					Saturday early evening					Saturday late evening																																		
67 Victoria Park Stn – Ellesmere	17.93	LF	2	20' 00"	40	0	26.9	LF	2	22' 30"	45	0	23.9	LF	2	30' 00"	55	5	19.6	LF	2	20' 00"	40	0	26.9	LF	2	20' 00"	40	0	26.9		516a	540a	100a	1240a																					
Sunday	29-Mar-09		Sunday morning					Sunday afternoon					Sunday early evening					Sunday late evening																																							
67 Victoria Park Stn – Ellesmere	17.93							LF	2	20' 00"	40	0	26.9	LF	2	25' 00"	50	0	21.5	LF	2	20' 00"	40	0	26.9	LF	2	20' 00"	40	0	26.9		920a	940a	100a	1240a																					
167 PHARMACY NORTH	Bir																																																								
Monday to Friday	09-May-11		Monday-Friday morning peak period					Monday-Friday midday					Monday-Friday afternoon peak period																																												
167 Don Mills Stn – Steeles	21.24	LF	2	24' 00"	45	3	28.3	LF	1.5	30' 00"	45	0	28.3	LF	2	24' 00"	48	0	26.6																																						
			Alternates trips with 24A VICTORIA PARK																																																						
Saturday	14-May-11		Saturday early morning					Saturday morning					Saturday afternoon																																												
167A Don Mills Stn – Steeles via Consumers	20.14	LF	2	30' 00"	51	9	23.7	LF	2	30' 00"	51	9	23.7	LF	2	30' 00"	51	9	23.7																																						
66 PRINCE EDWARD	Qsy																																																								
Monday to Friday	13-Feb-12		Monday-Friday morning peak period					Monday-Friday midday					Monday-Friday afternoon peak period					Monday-Friday early evening					Monday-Friday late evening																																		
66A Old Mill Stn – Humber	9.75	LF	2	17' 00"	26	8	22.5	LF	2	15' 00"	24	6	24.4	LF	2	20' 00"	30	10	19.5	LF	2	15' 00"	24	6	24.4	LF	1	30' 00"	24	6	24.4		520a	603a	1248a	100a																					
66D Old Mill Stn – Lake Shore	10.19	LF	2	17' 00"	34	0	18.0	LF	1	30' 00"	30	0	20.4	LF	2	20' 00"	38	2	16.1	LF	1	30' 00"	30	0	20.4	LF	1	30' 00"	30	0	20.4		550a	556a	100a	115a																					
Combined/Average			4	8' 30"					3	10' 00"					4	10' 00"					3	10' 00"						2	15' 00"																												
Saturday	24-Oct-09		Saturday early morning					Saturday morning					Saturday afternoon					Saturday early evening					Saturday late evening																																		
66A Old Mill Stn – Humber	9.75	LF	1	30' 00"	22	8	26.6	LF	2	15' 00"	24	6	24.4	LF	2	15' 00"	24	6	24.4	LF	2	15' 00"	24	6	24.4	LF	1	30' 00"	22	8	26.6		600a	615a	1245a	100a																					
66D Old Mill Stn – Lake Shore	10.19	LF	1	30' 00"	28	2	21.8	LF	1	30' 00"	30	0	20.4	LF	1	30' 00"	30	0	20.4	LF	1	30' 00"	30	0	20.4	LF	1	30' 00"	28	2	21.8		614a	630a	1259a	115a																					
Combined/Average			2	15' 00"					3	10' 00"					3	10' 00"					3	10' 00"						2	15' 00"																												
Sunday	18-Oct-09		Sunday morning					Sunday afternoon					Sunday early evening					Sunday late evening																																							
66A Old Mill Stn – Humber	9.75							LF	1.5	20' 00"	24	6	24.4	LF	1.5	20' 00"	24	6	24.4	LF	1	30' 00"	24	6	24.4	LF	1	30' 00"	22	8	26.6		845a	900a	1245a	100a																					
66D Old Mill Stn – Lake Shore	10.19							LF	1.5	20' 00"	30	0	20.4	LF	1.5	20' 00"	30	0	20.4	LF	1	30' 00"	28	2	21.8	LF	1	30' 00"	28	2	21.8		858a	910a	1259a	115a																					
Combined/Average									3	10' 00"					3	10' 00"						2	15' 00"					2	15' 00"																												



TORONTO TRANSIT COMMISSION

SERVICE SUMMARY

June 17 to July 28, 2012

Route	RT dist (km) and date of last change	Veh type	No. of Veh	Service interval	Run time (min)	Term time (min)	Avg spd (km/h)	Veh type	No. of Veh	Service interval	Run time (min)	Term time (min)	Avg spd (km/h)	Veh type	No. of Veh	Service interval	Run time (min)	Term time (min)	Avg spd (km/h)	Veh type	No. of Veh	Service interval	Run time (min)	Term time (min)	Avg spd (km/h)	Veh type	No. of Veh	Service interval	Run time (min)	Term time (min)	Avg spd (km/h)	First dep NB or WB	First dep SB or EB	Last dep NB or WB	Last dep SB or EB	
134 PROGRESS		Mal																																		
Monday to Friday		07-May-12																																		
		Monday-Friday morning peak period							Monday-Friday midday							Monday-Friday afternoon peak period							Monday-Friday early evening							Monday-Friday late evening						
134 Scarborough Centre Stn – Finch		18.05																																		
		LF	3	20 ' 00 "	60	0	21.3	LF	3	20 ' 00 "	51	9	21.2	LF	3	20 ' 00 "	60	0	21.3	LF	2	22 ' 00 "	44	0	24.6	LF	2	22 ' 00 "	44	0	24.6	940a	515a	119a	119a	
134B Scarborough Centre Stn – McNicoll		21.26																																		
		LF	3	20 ' 00 "	60	0	21.3	LF	3	20 ' 00 "	60	0	21.3	LF	3	20 ' 00 "	60	0	21.3	LF	3	20 ' 00 "	60	0	21.3	LF	3	20 ' 00 "	60	0	21.3	540a	305p	920a	645p	
134C Scarborough Centre Stn – Centennial College		7.91																																		
		LF	3	8 ' 00 "	24	0	19.8	LF	3	8 ' 00 "	24	0	19.8	LF	3	8 ' 00 "	24	0	19.8	LF	1	22 ' 00 "	20	2	23.7	LF	1	22 ' 00 "	20	2	23.7	649a	702a	1056p	1108p	
Combined/Average																																				
			6	5 ' 43 "					6	5 ' 43 "					6	5 ' 43 "					3	11 ' 00 "					3	11 ' 00 "								
Saturday		14-May-11																																		
		Saturday early morning							Saturday morning							Saturday afternoon							Saturday early evening							Saturday late evening						
134 Scarborough Centre Stn – Finch		18.05																																		
		LF	2	22 ' 00 "	44	0	24.6	LF	3	15 ' 00 "	45	0	24.1	LF	3	15 ' 00 "	45	0	24.1	LF	2	22 ' 00 "	44	0	24.6	LF	2	22 ' 00 "	44	0	24.6	608a	534a	118a	118a	
134C Scarborough Centre Stn – Centennial College		7.91																																		
		LF	1	22 ' 00 "	22	0	21.6	LF	1	30 ' 00 "	24	6	19.8	LF	1	30 ' 00 "	24	6	19.8	LF	1	30 ' 00 "	24	6	19.8	LF	1	30 ' 00 "	24	6	19.8	749a	800a	625p	643p	
Combined/Average																																				
			3	11 ' 00 "					4	10 ' 00 "					4	10 ' 00 "					2	22 ' 00 "					2	22 ' 00 "								
Sunday		08-May-11																																		
		Sunday morning							Sunday afternoon							Sunday evening							Sunday late evening													
134 Scarborough Centre Stn – Finch		18.05																																		
		LF	2	22 ' 00 "	44	0	24.6	LF	2	22 ' 00 "	44	0	24.6	LF	2	22 ' 00 "	44	0	24.6	LF	2	22 ' 00 "	44	0	24.6	LF	1.5	30 ' 00 "	44	1	24.6	840a	818a	100a	1252a	
Combined/Average		Alternates trips with 130 MIDDLEFIELD																																		
501 QUEEN		Bir/ Ron/Rus																																		
		During TTC trackwork on Queen St. between Greenwood and Cannuaght, streetcars can only operate east to Russell Car House. Buses are serving the east end of the route. Due to trackwork on McCaul, the "McCaul" service is extended to Wolesley Loop at Bathurst.																																		
Monday to Friday		18-Jun-12																																		
		Monday-Friday morning peak period							Monday-Friday midday							Monday-Friday afternoon peak period							Monday-Friday early evening							Monday-Friday late evening						
501 Long Branch – Russell Carhouse		42.46																																		
		ALRV	16	10 ' 00 "	154	6	16.5	ALRV	13	13 ' 00 "	159	10	16.0	ALRV	18	10 ' 00 "	164	16	15.5	ALRV	12	14 ' 00 "	160	8	15.9	ALRV	7	20 ' 00 "	136	4	18.7	520a	523a	1257a	1249a	
501 Humber – Russell Carhouse		26.82																																		
		ALRV	11	10 ' 00 "	104	6	15.5	ALRV	9	13 ' 00 "	110	7	14.6	ALRV	12	10 ' 00 "	112	8	14.4	ALRV	9	14 ' 00 "	110	16	14.6	ALRV	5	20 ' 00 "	92	8	17.5	510a	500a	107a	101a	
501 Bathurst – Russell Carhouse		13.25																																		
		CLRVR	6	10 ' 00 "	60		13.3	CLRVR	5	13 ' 00 "	65	0	12.2	CLRVR	7	10 ' 00 "	63	7	12.6	CLRVR	7	10 ' 00 "	63	7	12.6	CLRVR	7	10 ' 00 "	63	7	12.6	608a	638a	553p	631p	
Combined/Average																																				
			33	3 ' 20 "					27	4 ' 20 "					37	3 ' 20 "					21	7 ' 00 "					12	10 ' 00 "								
501 Broadview – Neville Park		14.15																																		
		LF	10	5 ' 00 "	46	4	18.5	LF	8	6 ' 30 "	47	5	18.1	LF	10	5 ' 00 "	48	2	17.7	LF	7	7 ' 00 "	47	2	18.1	LF	5	10 ' 00 "	44	6	19.3	458a	504a	1250a	142a	
Saturday		12-May-12																																		
		Saturday early morning							Saturday morning							Saturday afternoon							Saturday early evening							Saturday late evening						
501 Long Branch – Russell Carhouse		42.46																																		
		ALRV	9.5	15 ' 00 "	133	10	19.2	ALRV	12	13 ' 30 "	148	14	17.2	ALRV	17	10 ' 00 "	159	11	16.0	ALRV	10	15 ' 00 "	143	7	17.8	ALRV	8	18 ' 00 "	135	9	18.9	507a	526a	100a	1229a	
501 Humber – Russell Carhouse		26.82																																		
		ALRV	6.5	15 ' 00 "	89	9	18.1	ALRV	8	13 ' 30 "	98	10	16.4	ALRV	12	10 ' 00 "	107	13	15.0	ALRV	7	15 ' 00 "	95	10	16.9	ALRV	5	18 ' 00 "	90	0	17.9	512a	500a	109a	100a	
Combined/Average																																				
			16	7 ' 30 "					20	6 ' 45 "					29	5 ' 00 "					17	7 ' 30 "					13	9 ' 00 "								
501 Broadview – Neville Park		14.15																																		
		LF	7	7 ' 30 "	48	5	17.7	LF	8	6 ' 45 "	51	3	16.6	LF	11	5 ' 00 "	52	3	16.3	LF	7	7 ' 30 "	47	6	18.1	LF	5	9 ' 00 "	45	0	18.9	457a	504a	1256a	119a	
Sunday		06-May-12																																		
		Sunday early morning							Sunday morning							Sunday afternoon							Sunday early evening							Sunday late evening						
501 Long Branch – Neville Park		42.46																																		
		ALRV	7	20 ' 00 "	134	6	19.0	ALRV	8	20 ' 00 "	140	20	18.2	ALRV	13	12 ' 00 "	146	10	17.4	ALRV	8	18 ' 00 "	143	1	17.8	ALRV	7	20 ' 00 "	135	5	18.9	507a	526a	1248a	1221a	
501 Humber – Neville Park		26.82																																		
		ALRV	5	20 ' 00 "	88	12	18.3	ALRV	5	20 ' 00 "	94	6	17.1	ALRV	9	12 ' 00 "	98	10	16.4	ALRV	6	18 ' 00 "	95	13	16.9	ALRV	5	20 ' 00 "	89	11	18.1	530a	505a	1258a	1254a	
Combined/Average																																				
			12	10 ' 00 "					13	10 ' 00 "					22	6 ' 00 "					14	9 ' 00 "					12	10 ' 00 "								
501 Broadview – Neville Park		14.15																																		
		LF	5	10 ' 00 "	46	4	18.5	LF	6	10 ' 00 "	50	10	17.0	LF	9	6 ' 00 "	50	4	17.0	LF	6	9 ' 00 "	48	6	17.7	LF	5	10 ' 00 "	43	7	19.7	454a	504a	1251a	113a	
301 QUEEN		Bir/ Ron/Rus																																		
Overnight		06-May-12																																		
		Monday-Friday overnight							Saturday overnight							Sunday overnight																				
301 Long Branch – Neville Park		42.46																																		
		ALRV	4	30 ' 00 "	117	3	21.8	ALRV	4	30 ' 00 "	117	3	21.8	ALRV	4	30 ' 00 "	117	3	21.8	ALRV	4	30 ' 00 "	117	3	21.8	ALRV	4	30 ' 00 "	117	3	21.8					
301 University – Neville Park		18.81																																		
		LF	2	30 ' 00 "	56	4	20.2	LF	2	30 ' 00 "	56	4	20.2	LF	2	30 ' 00 "	56	4	20.2	LF	2	30 ' 00 "	56	4	20.2	LF	2	30 ' 00 "	56	4	20.2					

**TORONTO TRANSIT COMMISSION****SERVICE SUMMARY**

June 17 to July 28, 2012

Route	RT dist (km) and date of last change	Veh type	No. of Veh	Service interval	Run time (min)	Term time (min)	Avg spd (km/h)	Veh type	No. of Veh	Service interval	Run time (min)	Term time (min)	Avg spd (km/h)	Veh type	No. of Veh	Service interval	Run time (min)	Term time (min)	Avg spd (km/h)	Veh type	No. of Veh	Service interval	Run time (min)	Term time (min)	Avg spd (km/h)	Veh type	No. of Veh	Service interval	Run time (min)	Term time (min)	Avg spd (km/h)	First dep NB or WB	First dep SB or EB	Last dep NB or WB	Last dep SB or EB																																							
																																				Se vice interval	Se vice interval	Se vice interval	Se vice interval																																			
82 ROSEDALE																																	Wil																																									
Monday to Friday																																	15-Oct-07						Monday-Friday morning peak period						Monday-Friday midday						Monday-Friday afternoon peak period						Monday-Friday early evening						Monday-Friday late evening											
82 Rosedale Stn – Summerhill																																	5.42						LF 1 20 ' 00 " 20 0 16.3						LF 1 20 ' 00 " 20 0 16.3						LF 1 20 ' 00 " 20 0 16.3						LF 1 20 ' 00 " 20 0 16.3						LF 0.5 30 ' 00 " 16 0 20.3						625a 615a 1212a 1220a					
																																	Alternates trips with 75 SHERBOURNE																																									
Saturday																																	20-Oct-07						Saturday early morning						Saturday morning						Saturday afternoon						Saturday early evening						Saturday late evening											
82 Rosedale Stn – Summerhill																																	5.42						LF 1 20 ' 00 " 20 0 16.3						LF 1 20 ' 00 " 20 0 16.3						LF 1 20 ' 00 " 20 0 16.3						LF 0.5 30 ' 00 " 16 0 20.3						LF 0.5 30 ' 00 " 16 0 20.3						710a 720a 1212a 1220a					
																																	Alternates trips with 75 SHERBOURNE																																									
Sunday																																	14-Oct-07						Sunday morning						Sunday afternoon						Sunday early evening						Sunday late evening																	
82 Rosedale Stn – Summerhill																																	5.42						LF 0.5 30 ' 00 " 16 0 20.3						LF 0.5 30 ' 00 " 16 0 20.3						LF 0.5 30 ' 00 " 16 0 20.3						LF 0.5 30 ' 00 " 16 0 20.3						912a 920a 1212a 1220a											
																																	Alternates trips with 75 SHERBOURNE																																									
73 ROYAL YORK																																	Qsy						Running time increase on the 73C branch for Metrolinx Georgetown South Corridor railway bridge construction on Weston Road north of St.Phillips.																																			
Monday to Friday																																	18-Jun-12						Monday-Friday morning peak period						Monday-Friday midday						Monday-Friday afternoon peak period						Monday-Friday early evening						Monday-Friday late evening											
73A Royal York Stn – Dixon Rd																																	12.65						LF 3 15 ' 00 " 33 12 23.0												LF 2 20 ' 00 " 32 8 23.7												545a 613a 815a 843a 247p 310p 547p 610p											
73B Royal York Stn – Eglinton & La Rose Ave																																	9.33						LF 1 30 ' 00 " 26 4 21.5						LF 1 30 ' 00 " 26 4 21.5						LF 1 30 ' 00 " 27 3 20.7												644a 658a 714p 729p											
73C Royal York Stn – Claireport via Albion Rd																																	34.46						LF 7 15 ' 00 " 93 12 22.2						LF 6 15 ' 00 " 89 1 23.2						LF 6 20 ' 00 " 103 17 20.1						LF 5 18 ' 00 " 90 0 23.0						LF 4 20 ' 00 " 80 0 25.8						510a 450a 100a 1243a					
Combined/Average																																	11 6 ' 00 "						7 10 ' 00 "						9 7 ' 30 "						5 18 ' 00 "						4 20 ' 00 "																	
Saturday																																	12-May-12						Saturday early morning						Saturday morning						Saturday afternoon						Saturday early evening						Saturday late evening											
73B Royal York Stn – Eglinton & La Rose Ave																																	9.33						LF 1 30 ' 00 " 24 6 23.3						LF 1 30 ' 00 " 24 6 23.3						LF 1 30 ' 00 " 24 6 23.3												644a 657a 714p 727p											
73C Royal York Stn – Claireport via Albion Rd																																	34.46						LF 5 15 ' 00 " 75 0 27.6						LF 7 13 ' 00 " 89 2 23.2						LF 7 13 ' 00 " 89 2 23.2						LF 4 20 ' 00 " 80 0 25.8						LF 3 30 ' 00 " 80 10 25.8						515a 534a 100a 1243a					
Combined/Average																																	6 10 ' 00 "						8 9 ' 04 "						8 9 ' 04 "						4 20 ' 00 "						3 30 ' 00 "																	
Sunday																																	06-May-12						Sunday morning						Sunday afternoon						Sunday early evening						Sunday late evening																	
73B Royal York Stn – Eglinton & La Rose Ave																																	9.33						LF 1 30 ' 00 " 24 6 23.3						LF 1 30 ' 00 " 24 6 23.3																		844a 857a 714a 727a											
73C Royal York Stn – Claireport via Albion Rd																																	34.46						LF 5 18 ' 00 " 89 1 23.2						LF 5 18 ' 00 " 89 1 23.2						LF 3 30 ' 00 " 80 10 25.8						LF 2.67 30 ' 00 " 80 0 25.8						800a 747a 102a 1242a											
Combined/Average																																							6 11 ' 15 "						6 11 ' 15 "						3 30 ' 00 "						2.67 30 ' 00 "						Alternates trips with 48 Rathburn											
76 ROYAL YORK SOUTH																																	Qsy																																									
Monday to Friday																																	18-Jun-12						Monday-Friday morning peak period						Monday-Friday midday						Monday-Friday afternoon peak period						Monday-Friday early evening						Monday-Friday late evening											
76 Royal York Stn – Lake Shore																																	10.84						LF 6 6 ' 00 " 34 2 19.1						LF 4 9 ' 00 " 34 2 19.1						LF 6 6 ' 00 " 36 0 18.1						LF 2 15 ' 00 " 29 1 22.4						LF 2 15 ' 00 " 28 2 23.2						510a 524a 117a 137a					
76B Royal York Stn – Queensway and Grand Ave																																	6.44						LF 1 30 ' 00 " 26 4 14.9						LF 1 30 ' 00 " 26 4 14.9						LF 1 30 ' 00 " 26 4 14.9						LF 1 30 ' 00 " 26 4 14.9												654a 707a 954p 1007p					
Combined/Average																																	7 5 ' 00 "						5 6 ' 55 "						7 5 ' 00 "						3 10 ' 00 "						2 15 ' 00 "																	
Saturday																																	14-May-11						Saturday early morning						Saturday morning						Saturday afternoon						Saturday early evening						Saturday late evening											
76 Royal York Stn – Lake Shore																																	10.84						LF 2 15 ' 00 " 30 0 21.7						LF 3 12 ' 00 " 33 3 19.7						LF 3 12 ' 00 " 33 3 19.7						LF 2 15 ' 00 " 29 1 22.4						LF 2 15 ' 00 " 28 2 23.2						602a 600a 101a 115a					
Sunday																																	08-May-11						Sunday morning						Sunday afternoon						Sunday early evening						Sunday late evening																	
76 Royal York Stn – Lake Shore																																	10.84						LF 2 15 ' 00 " 30 0 21.7						LF 2 15 ' 00 " 30 0 21.7						LF 2 15 ' 00 " 29 1 22.4						LF 2 15 ' 00 " 28 2 23.2						817a 830a 101a 115a											



TORONTO TRANSIT COMMISSION

SERVICE SUMMARY

June 17 to July 28, 2012

Route	RT dist (km) and date of last change	Veh type	No. of Veh	Service interval	Run time (min)	Term time (min)	Avg spd (km/h)	Veh type	No. of Veh	Service interval	Run time (min)	Term time (min)	Avg spd (km/h)	Veh type	No. of Veh	Service interval	Run time (min)	Term time (min)	Avg spd (km/h)	Veh type	No. of Veh	Service interval	Run time (min)	Term time (min)	Avg spd (km/h)	Veh type	No. of Veh	Service interval	Run time (min)	Term time (min)	Avg spd (km/h)	First dep NB or WB	First dep SB or EB	Last dep NB or WB	Last dep SB or EB		
71 RUNNYMEDE	MtD																																				
Monday to Friday	18-Jun-12			Monday-Friday morning peak period				Monday-Friday midday					Monday-Friday afternoon peak period							Monday-Friday early evening						Monday-Friday late evening											
71 Runnymede Stn-St Clair	6.63	LF	1.5	20'00"	23	7	17.3	LF	0.8	30'00"	21	3	18.9	LF	1	24'00"	23	1	17.3	LF	1	22'00"	19	3	20.9	LF	1	20'00"	17	3	23.4	533a	545a	100a	115a		
71B Runnymede Stn-Industry St	12.87	LF	2.5	20'00"	46	4	16.8	LF	1.8	30'00"	42	12	18.4	LF	2	24'00"	48	0	16.1	LF	2	22'00"	40	4	19.3	LF	2	20'00"	38	2	20.3	523a	541a	110a	1248a		
Combined/Average			4	10'00"				2.6	15'00"				3	12'00"					3	11'00"					3	10'00"											
				Alternates trips with 77 SWANSEA						Alternates trips with 77 SWANSEA										Alternates trips with 77 SWANSEA																	
Saturday	10-Sep-10			Saturday early morning				Saturday morning					Saturday afternoon							Saturday early evening					Saturday late evening												
71 Runnymede Stn-St Clair	6.63	LF	1	24'00"	17	7	23.4	LF	1.5	24'00"	30	6	13.3	LF	1.5	24'00"	30	6	13.3	LF	1	24'00"	19	5	20.9	LF	1	20'00"	17	3	23.4	553a	607a	100a	115a		
71B Runnymede Stn-Industry St	12.87	LF	2	24'00"	40	8	19.3	LF	2.5	24'00"	46	14	16.8	LF	2.5	24'00"	46	14	16.8	LF	2	24'00"	40	8	19.3	LF	2	20'00"	38	2	20.3	606a	604a	110a	1248a		
Combined/Average			3	12'00"				4	12'00"				4	12'00"					3	12'00"				3	10'00"												
Sunday	04-Sep-10			Sunday early morning				Sunday morning					Sunday afternoon							Sunday early evening					Sunday late evening												
71 Runnymede Stn-St Clair	6.63	LF	1	24'00"	20	4	19.9	LF	1	24'00"	20	4	19.9	LF	1	24'00"	22	2	18.1	LF	1	20'00"	19	1	20.9	LF	1	20'00"	17	3	23.4	819a	830a	100a	115a		
71B Runnymede Stn-Industry St	12.87	LF	2	24'00"	40	8	19.3	LF	2	24'00"	40	8	19.3	LF	2	24'00"	44	4	17.6	LF	2	20'00"	40	0	19.3	LF	2	20'00"	38	2	20.3	832a	807a	110a	1248a		
Combined/Average			3	12'00"				3	12'00"				3	12'00"					3	10'00"				3	10'00"												
78 ST ANDREWS	Wil																																				
Monday to Friday	07-Sep-10			Monday-Friday morning peak period				Monday-Friday midday					Monday-Friday afternoon peak period							Monday-Friday early evening					Monday-Friday late evening												
78 York Mills Stn – Bayview	9.64	LF	3	10'00"	30	0	19.3	LF	1	30'00"	30	0	19.3	LF	2	15'00"	30	0	19.3	LF	1	30'00"	30	0	19.3	LF	1	30'00"	30	0	19.3	615a	630a	100a	1245a		
Saturday	11-Sep-10			Saturday early morning				Saturday morning					Saturday afternoon							Saturday early evening					Saturday late evening												
78 York Mills Stn – Bayview	9.64	LF	1	30'00"	30	0	19.3	LF	1	30'00"	30	0	19.3	LF	1	30'00"	30	0	19.3	LF	1	30'00"	30	0	19.3	LF	1	30'00"	30	0	19.3	615a	630a	100a	1245a		
Sunday	05-Sep-10							Sunday morning					Sunday afternoon							Sunday early evening					Sunday late evening												
78 York Mills Stn – Bayview	9.64							LF	1	30'00"	30	0	19.3	LF	1	30'00"	30	0	19.3	LF	1	30'00"	30	0	19.3	LF	1	30'00"	30	0	19.3	845a	900a	1245a	100a		
512 ST CLAIR	Ron																																				
Monday to Friday	18-Jun-12			Monday-Friday morning peak period				Monday-Friday midday					Monday-Friday afternoon peak period							Monday-Friday early evening					Monday-Friday late evening												
512 Keele – St Clair Stn	13.99	CLRV	21	3'00"	56	7	15.0	CLRV	11	6'00"	56	10	15.0	CLRV	17	4'00"	58	10	14.5	CLRV	10	6'00"	56	4	15.0	CLRV	6	9'00"	52	2	16.1	510a	500a	200a	150a		
Saturday	18-Feb-12			Saturday early morning				Saturday morning					Saturday afternoon							Saturday early evening					Saturday late evening												
512 Keele – St Clair Stn	13.99	CLRV	6	8'40"	50	2	16.8	CLRV	11	5'30"	56	5	15.0	CLRV	14	4'40"	58	8	14.5	CLRV	8	7'00"	54	2	15.5	CLRV	6	9'00"	52	2	16.1	511a	500a	201a	150a		
Sunday	12-Feb-12			Sunday early morning				Sunday morning					Sunday afternoon							Sunday early evening					Sunday late evening												
512 Keele – St Clair Stn	13.99	CLRV	5	10'00"	48	2	17.5	CLRV	8	7'30"	56	4	15.0	CLRV	10	6'20"	58	6	14.5	CLRV	7	8'00"	54	2	15.5	CLRV	6	9'00"	52	2	16.1	520a	457a	201a	151a		
312 ST CLAIR	Arw																																				
Overnight, 7 days a week	20-Jun-10			Monday-Friday overnight				Saturday overnight					Sunday overnight																								
312 Jane Stn – St Clair Stn	21.71	LF	2	30'00"	60	0	21.7	LF	2	30'00"	60	0	21.7	LF	2	30'00"	60	0	21.7																		



TORONTO TRANSIT COMMISSION

SERVICE SUMMARY

June 17 to July 28, 2012

Route	RT dist (km) and date of last change	Veh type	No. of Veh	Service interval	Run time (min)	Term time (min)	Avg spd (km/h)	Veh type	No. of Veh	Service interval	Run time (min)	Term time (min)	Avg spd (km/h)	Veh type	No. of Veh	Service interval	Run time (min)	Term time (min)	Avg spd (km/h)	Veh type	No. of Veh	Service interval	Run time (min)	Term time (min)	Avg spd (km/h)	Veh type	No. of Veh	Service interval	Run time (min)	Term time (min)	Avg spd (km/h)	First dep NB or WB	First dep SB or EB	Last dep NB or WB	Last dep SB or EB		
86 SCARBOROUGH																																					
Egl																																					
Monday to Friday																																					
18-Jun-12																																					
Monday-Friday morning peak period																																					
Monday-Friday midday																																					
Monday-Friday afternoon peak period																																					
Monday-Friday early evening																																					
Monday-Friday late evening																																					
86 Kennedy Stn – Sheppard	27.99													LF	9	8' 15"	70	5	24.1	LF	7	10' 00"	66	4	25.4							454a	454a	201a	125a		
86A Kennedy Stn – Toronto Zoo	31.25	LF	5	16' 00"	80	0	23.4	LF	9	9' 15"	83	1	22.7	LF	5.5	15' 20"	84	1	22.4													620a	557a	733p	651p		
86B Kennedy Stn – Highland Creek	21.84	LF	4	16' 00"	61	3	21.5																								625a	607a	905a	847a			
86D Kennedy Stn – Beechgrove via Lawrence	22.51	LF	4	16' 00"	63	1	21.4	LF	2	30' 00"	60	0	22.5	LF	4.5	15' 20"	68	1	19.9													525a	603a	717p	700p		
86E Kennedy Stn – Sheppard Express	27.99	LF	12	5' 20"	61	3	27.5							LF	6	11' 00"	66	0	25.4													616a	600a	920a	846a		
Combined/Average			25	2' 40"				11	7' 04"					16	4' 31"					9	8' 15"										355p	332p	640p	629p			
Saturday																																					
12-May-12																																					
Saturday early morning																																					
Saturday morning																																					
Saturday afternoon																																					
Saturday early evening																																					
Saturday late evening																																					
86 Kennedy Stn – Sheppard	27.99													LF	4	17' 00"	65	3	25.8													510a	440a	138a	106a		
86A Kennedy Stn – Toronto Zoo	31.25	LF	8	10' 00"	74	6	25.3	LF	12	6' 30"	76	2	24.7	LF	12	6' 30"	76	2	24.7	LF	8	10' 00"	72	8	26.0							612a	540a	733p	653p		
86D Kennedy Stn – Beechgrove via Lawrence	22.51	LF	2	30' 00"	57	3	23.7	LF	2	30' 00"	57	3	23.7																		623a	555a	728p	700p			
Combined/Average			10	7' 30"				14	5' 21"					14	5' 21"					8	10' 00"																
Sunday																																					
06-May-12																																					
Sunday early morning																																					
Sunday morning																																					
Sunday afternoon																																					
Sunday early evening																																					
Sunday late evening																																					
86 Kennedy Stn – Sheppard	27.99													LF	4	17' 00"	65	3	25.8													741p	708p	142a	110a		
86A Kennedy Stn – Toronto Zoo	31.25	LF	8	9' 00"	70	2	26.8	LF	8	9' 00"	70	2	26.8	LF	8	9' 00"	70	2	26.8	LF	6	11' 00"	65	1	28.8							623a	610a	736p	650p		
Overnight service on Eglinton Avenue and Kingston Road provided by 305 EGLINTON EAST																																					
190 SCARBOROUGH CENTRE ROCKET																																					
Mal																																					
Monday to Friday																																					
18-Jun-12																																					
Monday-Friday morning peak period																																					
Monday-Friday midday																																					
Monday-Friday afternoon peak period																																					
Monday-Friday early evening																																					
Monday-Friday late evening																																					
190 Don Mills Stn – Scarborough Centre Stn	17.36	Lift	7	7' 00"	49	0	21.3	Lift	5	9' 00"	44	1	23.7	Lift	12	5' 00"	58	2	18.0	Lift	5	9' 00"	44	1	23.7	Lift	3	15' 00"	40	5	26.0			630a	634a	107a	100a
Saturday																																					
18-Feb-12																																					
Saturday early morning																																					
Saturday morning																																					
Saturday afternoon																																					
Saturday early evening																																					
Saturday late evening																																					
190 Don Mills Stn – Scarborough Centre Stn	17.36	Lift	4	12' 00"	45	3	23.1	Lift	4	12' 00"	45	3	23.1	Lift	5	9' 00"	45	0	23.1	Lift	5	9' 00"	45	0	23.1	Lift	2	20' 00"	40	0	26.0			701a	700a	100a	100a
Sunday																																					
27-Mar-11																																					
Sunday morning																																					
Sunday afternoon																																					
Sunday early evening																																					
Sunday late evening																																					
190 Don Mills Stn – Scarborough Centre Stn	17.36							Lift	3	15' 00"	45	0	23.1	Lift	4	12' 00"	45	3	23.1	Lift	3	15' 00"	40	5	26.0	Lift	2	20' 00"	40	0	26.0			907a	900a	100a	100a
3 SCARBOROUGH RT																																					
DanSub																																					
Monday to Friday																																					
06-Sep-11																																					
Monday-Friday morning peak period																																					
Monday-Friday midday																																					
Monday-Friday afternoon peak period																																					
Monday-Friday early evening																																					
Monday-Friday late evening																																					
3 Kennedy Stn – McCowan Stn	12.81	4carS	6	3' 30"	21	0	36.6	4carS	4	5' 30"	22	0	34.9	4carS	6	3' 40"	22	0	34.9	4carS	4	5' 45"	23	0	33.4	4carS	4	5' 30"	22	0	34.9			545a	601a	120a	135a
Saturday																																					
10-Sep-11																																					
Saturday early morning																																					
Saturday morning																																					
Saturday afternoon																																					
Saturday early evening																																					
Saturday late evening																																					
3 Kennedy Stn – McCowan Stn	12.81	4carS	4	5' 30"	22	0	34.9	4carS	4	5' 30"	22	0	34.9	4carS	4	5' 30"	22	0	34.9	4carS	4	5' 30"	22	0	34.9	4carS	4	5' 30"	22	0	34.9			550a	605a	120a	135a
Sunday																																					
04-Sep-11																																					
Sunday morning																																					
Sunday afternoon																																					
Sunday early evening																																					
Sunday late evening																																					
3 Kennedy Stn – McCowan Stn	12.81							4carS	4	5' 30"	22	0	34.9	4carS	4	5' 30"	22	0	34.9	4carS	4	5' 30"	22	0	34.9	4carS	4	5' 30"	22	0	34.9			855a	907a	120a	135a
McCowan to Kennedy is WB; Kennedy to McCowan is EB																																					



TORONTO TRANSIT COMMISSION

SERVICE SUMMARY

June 17 to July 28, 2012

Route	RT dist (km) and date of last change	Veh type	No. of Veh	Service interval	Run time (min)	Term time (min)	Avg spd (km/h)	Veh type	No. of Veh	Service interval	Run time (min)	Term time (min)	Avg spd (km/h)	Veh type	No. of Veh	Service interval	Run time (min)	Term time (min)	Avg spd (km/h)	Veh type	No. of Veh	Service interval	Run time (min)	Term time (min)	Avg spd (km/h)	Veh type	No. of Veh	Service interval	Run time (min)	Term time (min)	Avg spd (km/h)	First dep NB or WB	First dep SB or EB	Last dep NB or WB	Last dep SB or EB	
79 SCARLETT RD		MtD																																		
Monday to Friday	18-Jun-12			Monday-Friday morning peak period				Monday-Friday midday					Monday-Friday afternoon peak period							Monday-Friday early evening						Monday-Friday late evening										
79 Runnymede Stn-Lawrence & Jane	18.83	LF	6	10' 00"	58	2	19.5	LF	5	12' 00"	60	0	18.8	LF	5	12' 00"	60	0	18.8	LF	5	12' 00"	56	4	20.2	LF	3	20' 00"	56	4	20.2	530a	505a	100a	107a	
79B Runnymede Stn-Lawrence & Jane via St Clair	18.93	LF	6	10' 00"	58	2	19.6						LF	5	12' 00"	60	0	18.9															545a	520a	850a	900a
				Combined/Average																																
				12	5' 00"			5	12' 00"				10	6' 00"						5	12' 00"					3	20' 00"									
Saturday	18-Feb-12			Saturday early morning				Saturday morning					Saturday afternoon							Saturday early evening					Saturday late evening											
79 Runnymede Stn-Lawrence & Jane	18.83	LF	2	25' 00"	50	0	22.6	LF	4	15' 00"	54	6	20.9	LF	4	15' 00"	54	6	20.9	LF	2	25' 00"	50	0	22.6	LF	2	25' 00"	50	0	22.6	540a	605a	115a	117a	
Sunday	25-Mar-12			Sunday morning				Sunday afternoon					Sunday early evening							Sunday late evening																
79 Runnymede Stn-Lawrence & Jane	18.83							LF	3	20' 00"	54	6	20.9	LF	4	15' 00"	54	6	20.9	LF	2	25' 00"	50	0	22.6	LF	2	25' 00"	50	0	22.6	800a	830a	115a	117a	
777 SERVICE RELIEF BUSES		Qsy/Wil																																		
Monday to Friday	18-Jun-12			Monday-Friday morning peak period				Monday-Friday afternoon peak period																												
Service relief buses – Queensway		LF	1	Kipling Stn				LF	1	Kipling Stn				Lift	3	Downsview Stn																				
Service relief buses – Wilson																																				
780 SERVICE RELIEF BUSES		Egl																																		
Monday to Friday	08-Sep-09							Monday-Friday afternoon peak period																												
Service relief buses – Eglinton								LF	1	Don Mills Station				LF	1	Eglinton Station																				
Service relief buses – Eglinton								LF	1	Eglinton Station				LF	1	Kennedy Station																				
Service relief buses – Eglinton																																				
85 SHEPPARD EAST		Mal		<i>Italicised branch names are for internal use only.</i>																																
Monday to Friday	18-Jun-12			Monday-Friday morning peak period				Monday-Friday midday					Monday-Friday afternoon peak period							Monday-Friday early evening					Monday-Friday late evening											
85A Don Mills Stn – Rouge Hill GO Stn								LF	1	26' 00"	105	6	23.1	LF	13	10' 00"	124	6	19.5	LF	9	12' 00"	100	8	24.2	LF	5	20' 00"	90	10	26.8	545a	615a	126a	216a	
85A To Don Mills Stn	40.27	LF	14	8' 30"	114	5	21.2																													
85A To Rouge Hill GO Stn																																				
85C Don Mills Stn – Meadowvale																																				
85A To Don Mills Stn	29.84	LF	11	8' 30"	87	7	20.6	LF	13	6' 30"	82	3	21.8	LF	10	10' 00"	99	1	18.1	LF	7	12' 00"	82	2	21.8	LF	4	20' 00"	73	7	24.5	531a	554a	126a	206a	
85 To Meadowvale																																				
				Combined/Average																																
85J Sheppard-Yonge Stn – Don Mills Stn																																				
85 To Sheppard-Yonge Stn	12.11	LF	3	15' 00"	40	5	18.2	LF	2	20' 00"	38	2	19.1	LF	3	15' 00"	45	0	16.1	LF	2	20' 00"	35	5	20.8	LF	2	20' 00"	35	5	20.8	625a	605a	205a	202a	
85A To Don Mills Stn																																				
Saturday	12-May-12			Saturday early morning				Saturday morning					Saturday afternoon							Saturday early evening					Saturday late evening											
85 Sheppard-Yonge Stn – Meadowvale																																				
85 To Sheppard-Yonge Stn	41.95																			LF	7	17' 00"	117	2	21.5	LF	4	30' 00"	104	16	24.2	718p	801p	123a	215a	
85 To Meadowvale																																				
85A Don Mills Stn – Rouge Hill GO Stn																																				
85A To Don Mills Stn	40.27																																			
85A To Rouge Hill GO Stn																																				
85D Don Mills Stn – Rouge Hill GO Stn via Toronto Zoo																																				
85A To Don Mills Stn via Toronto Zoo	47.18	LF	1	30' 00"	108	12	26.2	LF	1	30' 00"	108	12	26.2	LF	1	20' 00"	108	2	26.3																	
85A To Rouge Hill GO Stn via Toronto Zoo																																				
85F Don Mills Stn – Toronto Zoo																																				
85A To Don Mills Stn	33.04	LF	12	7' 30"	87	3	22.8	LF	12	7' 30"	87	3	22.8	LF	18	5' 00"	87	3	22.8																	
85B To Toronto Zoo																																				
				Combined/Average																																
85J Sheppard-Yonge Stn – Don Mills Stn																																				
85 To Sheppard-Yonge Stn	12.11	LF	2	20' 00"	36	4	20.2	LF	2	20' 00"	36	4	20.2	LF	2	20' 00"	40	0	18.2																	
85A To Don Mills Stn																																				
					</																															



TORONTO TRANSIT COMMISSION

SERVICE SUMMARY

June 17 to July 28, 2012

Route	RT dist (km) and date of last change	Veh type	No. of Veh	Service interval	Run time (min)	Term time (min)	Avg spd (km/h)	Veh type	No. of Veh	Service interval	Run time (min)	Term time (min)	Avg spd (km/h)	Veh type	No. of Veh	Service interval	Run time (min)	Term time (min)	Avg spd (km/h)	Veh type	No. of Veh	Service interval	Run time (min)	Term time (min)	Avg spd (km/h)	Veh type	No. of Veh	Service interval	Run time (min)	Term time (min)	Avg spd (km/h)	First dep NB or WB	First dep SB or EB	Last dep NB or WB	Last dep SB or EB						
84 SHEPPARD WEST	Arw																																								
Monday to Friday	18-Jun-12		Monday-Friday morning peak period					Monday-Friday midday					Monday-Friday afternoon peak period					Monday-Friday early evening					Monday-Friday late evening																		
84 Sheppard-Yonge Stn – Weston Rd	24.91	LF	8	10' 00"	74	6	20.2	LF	8	9' 30"	74	2	20.2	LF	6	12' 30"	74	1	20.2	LF	7	10' 00"	70	0	21.4	LF	4	15' 00"	60	0	24.9	515a	441a	145a	158a						
84A Sheppard-Yonge Stn – Steeles via Arrow Rd	33.67	LF	5	20' 00"	93	7	21.7						LF	4	25' 00"	93	7	21.7																							
84D Sheppard-Yonge Stn – Steeles via Oakdale	33.67	LF	5	20' 00"	96	4	21.0						LF	4	25' 00"	97	3	20.8																							
Combined/Average			18	5' 00"					8	9' 30"				14	6' 15"						7	10' 00"					4	15' 00"													
Saturday	31-Mar-12		Saturday early morning					Saturday morning					Saturday afternoon					Saturday early evening					Saturday late evening																		
84 Sheppard-Yonge Stn – Weston Rd	24.91	LF	5	13' 00"	58	7	25.8	LF	6	11' 00"	61	5	24.5	LF	11	6' 30"	70	2	21.4	LF	4	16' 00"	61	3	24.5	LF	3	22' 00"	61	5	24.5	520a	545a	153a	158a						
Sunday	25-Mar-12		Sunday early morning					Sunday morning					Sunday afternoon					Sunday early evening					Sunday late evening																		
84 Sheppard-Yonge Stn – Weston Rd	24.91	LF	4	16' 00"	58	6	25.8	LF	6	11' 00"	61	5	24.5	LF	7	9' 00"	61	2	24.5	LF	3	22' 00"	60	6	24.9	LF	3	22' 00"	60	6	24.9	750a	800a	153a	158a						
75 SHERBOURNE	Wil		<i>75A branch name is for internal use only</i>																																						
Monday to Friday	18-Jun-12		Monday-Friday morning peak period					Monday-Friday midday					Monday-Friday afternoon peak period					Monday-Friday early evening					Monday-Friday late evening																		
75 South Drive – Queens Quay	8.59	LF	4	11' 00"	44	0	11.7	LF	4	12' 00"	45	3	11.5	LF	4	12' 00"	48	0	10.7	LF	2	20' 00"	40	0	12.9																
75A South Drive & Summerhill – Queens Quay	10.51																				LF	1.5	30' 00"	44	0	14.3															
																						75A alternates trips with 82 ROSEDALE																			
Saturday	29-Nov-08		Saturday early morning					Saturday morning					Saturday afternoon					Saturday early evening					Saturday late evening																		
75 South Drive – Queens Quay	8.59	LF	2	15' 00"	30	0	17.2	LF	2	20' 00"	40	0	12.9	LF	2	20' 00"	40	0	12.9																						
75A South Drive & Summerhill – Queens Quay	10.51																				LF	1.5	30' 00"	44	0	14.3	LF	1.5	30' 00"	44	0	14.3	650p	728p	1250a	1220a					
																						75A alternates trips with 82 ROSEDALE																			
Sunday	23-Nov-08		Sunday morning					Sunday afternoon					Sunday early evening					Sunday late evening																							
75A South Drive & Summerhill – Queens Quay	10.51													LF	1.5	30' 00"	44	0	14.3	LF	1.5	30' 00"	44	0	14.3	LF	1.5	30' 00"	44	0	14.3	LF	1.5	30' 00"	44	0	14.3	850a	832a	1250a	1228a
																						75A alternates trips with 82 ROSEDALE																			
123 SHORNCLIFFE	Qsy																																								
Monday to Friday	07-May-12		Monday-Friday morning peak period					Monday-Friday midday					Monday-Friday afternoon peak period					Monday-Friday early evening					Monday-Friday late evening																		
123 Kipling Stn – Long Branch via East Mall	18.49	LF	3	18' 00"	49	5	22.6	LF	3	18' 00"	48	6	23.1	LF	3	18' 00"	54	0	20.5	LF	2	25' 00"	46	4	24.1	LF	1.5	30' 00"	41	4	27.1	552a	608a	114a	135a						
123A Kipling Stn – Sherway via North Queen	11.41	LF	2	18' 00"	27	9	25.4	LF	2	18' 00"	28	8	24.5	LF	2	18' 00"	32	4	21.4																						
123C Kipling Stn – Long Branch via North Queen	18.61																				LF	2	25' 00"	46	4	24.3	LF	1.5	30' 00"	41	4	27.2	614p	557p	1258a	120a					
Combined/Average			5	9' 00"					5	9' 00"				5	9' 00"						4	12' 30"					3	15' 00"													
Saturday	20-Feb-10		Saturday early morning					Saturday morning					Saturday afternoon					Saturday early evening					Saturday late evening																		
123 Kipling Stn – Long Branch via East Mall	18.49	LF	1.5	30' 00"	40	5	27.7	LF		30' 00"	48	5	23.1	LF	2.5	20' 00"	48	2	23.1	LF	1.5	30' 00"	42	3	26.4	LF	1.5	30' 00"	36	9	30.8	540a	600a	104a	110a						
123C Kipling Stn – Long Branch via North Queen	18.61	LF	1.5	30' 00"	40	5	27.9	LF		30' 00"	48	5	23.3	LF	2.5	20' 00"	48	2	23.3	LF	1.5	30' 00"	42	3	26.6	LF	1.5	30' 00"	36	9	31.0	625a	621a	1249a	1255a						
Combined/Average			3	15' 00"					3.5	15' 00"				5	10' 00"						3	15' 00"					3	15' 00"													
									Alternates trips with 111 EAST MALL																																
Sunday	14-Feb-10		Sunday morning					Sunday afternoon					Sunday early evening					Sunday late evening																							
123 Kipling Stn – Long Branch via East Mall	18.49													LF	2	24' 00"	48	0	23.1	LF	2.5	20' 00"	48	2	23.1	LF	1.5	30' 00"	42	3	26.4	LF	1.5	30' 00"	36	9	30.8	900a	924a	101a	110a
123C Kipling Stn – Long Branch via North Queen	18.61													LF	2	24' 00"	48	0	23.3	LF	2.5	20' 00"	48	2	23.3	LF	1.5	30' 00"	42	3	26.6	LF	1.5	30' 00"	36	9	31.0	848a	912a	1246a	1255a
Combined/Average			4	12' 00"					4	12' 00"				5	10' 00"						3	15' 00"					3	15' 00"													



TORONTO TRANSIT COMMISSION

SERVICE SUMMARY

June 17 to July 28, 2012

Route	RT dist (km) and date of last change	Veh type	No. of Veh	Service interval	Run time (min)	Term time (min)	Avg spd (km/h)	Veh type	No. of Veh	Service interval	Run time (min)	Term time (min)	Avg spd (km/h)	Veh type	No. of Veh	Service interval	Run time (min)	Term time (min)	Avg spd (km/h)	Veh type	No. of Veh	Service interval	Run time (min)	Term time (min)	Avg spd (km/h)	Veh type	No. of Veh	Service interval	Run time (min)	Term time (min)	Avg spd (km/h)	First dep NB or WB	First dep SB or EB	Last dep NB or WB	Last dep SB or EB				
115 SILVER HILLS	Wil																																						
Monday to Friday	09-May-11		Monday-Friday morning peak period				Monday-Friday midday				Monday-Friday afternoon peak period				Monday-Friday early evening																								
115 York Mills Stn – Leslie	12.83	LF	2	20'00"	40	0	19.2	LF	2	20'00"	40	0	19.2	LF	2	20'00"	40	0	19.2	LF	1.5	30'00"	35	3	22.0									639a	620a	1017p	1000p		
																						Alternates trips with 122 GRAYDON HALL																	
Saturday	14-May-11		Saturday early morning				Saturday morning				Saturday afternoon				Saturday early evening																								
115 York Mills Stn – Leslie	12.83	LF	1.5	30'00"	35	2	22.0	LF	1.5	30'00"	35	3	22.0	LF	1.5	30'00"	35	3	22.0	LF	1.5	30'00"	35	3	22.0										627a	610a	1027p	1010p	
																						Alternates trips with 122 GRAYDON HALL																	
Sunday	08-May-11		Sunday morning				Sunday afternoon				Sunday early evening																												
115 York Mills Stn – Leslie	12.83							LF	1.5	30'00"	35	3	22.0	LF	1.5	30'00"	35	3	22.0	LF	1.5	30'00"	35	3	22.0										857a	840a	1027p	1010p	
																						Alternates trips with 122 GRAYDON HALL																	
403 SOUTH DON MILLS COMMUNITY BUS	W-T																																						
Monday to Friday	2-Sep-97		Monday-Friday midday				Monday-Friday afternoon peak period																																
403 Don Mills Centre – East York Centre								CB	1	60'00"	60	0		CB	1	60'00"	60	0																	1030a	1000a	430p	500p	
88 SOUTH LEASIDE	Wil																																						
Monday to Friday	18-Jun-12		Monday-Friday morning peak period				Monday-Friday midday				Monday-Friday afternoon peak period				Monday-Friday early evening				Monday-Friday late evening																				
88 St Clair Stn – Thorncliffe via Wicksteed	13.07	LF	3.5	15'00"	48	5	16.3	LF	1.5	30'00"	40	5	19.6	LF	3	17'00"	48	3	16.3	LF	1.5	30'00"	40	5	19.6	LF	1	40'00"	40	0	19.6			550a	610a	1240a	100a		
88A St Clair Stn – Thorncliffe via Overlea	13.30	LF	3.5	15'00"	48	5	16.6	LF	1.5	30'00"	40	5	20.0	LF	3	17'00"	48	3	16.6	LF	1.5	30'00"	40	5	20.0	LF	1	40'00"	40	0	20.0			620a	630a	1220a	1240a		
Combined/Average			<u>7</u>	<u>7'30"</u>				<u>3</u>	<u>15'00"</u>				<u>6</u>	<u>8'30"</u>					<u>3</u>	<u>15'00"</u>					<u>2</u>	<u>20'00"</u>													
Saturday	11-Sep-10		Saturday early morning				Saturday morning				Saturday afternoon				Saturday early evening				Saturday late evening																				
88 St Clair Stn – Thorncliffe via Wicksteed	13.07	LF	1	40'00"	40	0	19.6	LF	1	40'00"	40	0	19.6	LF	1	40'00"	40	0	19.6	LF	1	40'00"	40	0	19.6	LF	1	40'00"	40	0	19.6			610a	630a	1250a	110a		
88A St Clair Stn – Thorncliffe via Overlea	13.30	LF	1	40'00"	40	0	20.0	LF	1	40'00"	40	0	20.0	LF	1	40'00"	40	0	20.0	LF	1	40'00"	40	0	20.0	LF	1	40'00"	40	0	20.0			630a	610a	1230a	1250a		
Combined/Average			<u>2</u>	<u>20'00"</u>				<u>2</u>	<u>20'00"</u>				<u>2</u>	<u>20'00"</u>					<u>2</u>	<u>20'00"</u>					<u>2</u>	<u>20'00"</u>													
Sunday	05-Sep-10		Sunday morning				Sunday afternoon				Sunday early evening				Sunday late evening																								
88 St Clair Stn – Thorncliffe via Wicksteed	13.07							LF	1	40'00"	40	0	19.6	LF	1	40'00"	40	0	19.6	LF	1	40'00"	40	0	19.6	LF	1	40'00"	40	0	19.6			930a	910a	1250a	110a		
88A St Clair Stn – Thorncliffe via Overlea	13.30							LF	1	40'00"	40	0	20.0	LF	1	40'00"	40	0	20.0	LF	1	40'00"	40	0	20.0	LF	1	40'00"	40	0	20.0			950a	930a	1230a	1250a		
Combined/Average								<u>2</u>	<u>20'00"</u>				<u>2</u>	<u>20'00"</u>					<u>2</u>	<u>20'00"</u>					<u>2</u>	<u>20'00"</u>													



TORONTO TRANSIT COMMISSION

SERVICE SUMMARY

June 17 to July 28, 2012

Route	RT dist (km) and date of last change	Veh type	No. of Veh	Service interval	Run time (min)	Term time (min)	Avg spd (km/h)	Veh type	No. of Veh	Service interval	Run time (min)	Term time (min)	Avg spd (km/h)	Veh type	No. of Veh	Service interval	Run time (min)	Term time (min)	Avg spd (km/h)	Veh type	No. of Veh	Service interval	Run time (min)	Term time (min)	Avg spd (km/h)	Veh type	No. of Veh	Service interval	Run time (min)	Term time (min)	Avg spd (km/h)	First dep NB or WB	First dep SB or EB	Last dep NB or WB	Last dep SB or EB			
510 SPADINA	Arrow/Egl/Qswy/Wil	Temporary full bus replacement for TTC construction.																																				
Monday to Friday	18-Jun-12	Monday-Friday morning peak period							Monday-Friday midday					Monday-Friday afternoon peak period					Monday-Friday early evening					Monday-Friday late evening														
510 Spadina Stn – Queens Quay	8.06	Lift/LF	14	3' 45"	52	1	9.3	Lift/LF	14	4' 00"	53	3	9.1	Lift/LF	19	3' 00"	53	4	9.1	Lift/LF	13	4' 00"	52	0	9.3	Lift/LF	9	5' 20"	48	0	10.1	450a	500a	233a	215a			
510 Spadina Stn – King	6.31	Lift/LF	12	3' 45"	43	2	8.8	Lift/LF	12	4' 00"	43	5	8.8	Lift/LF	15	3' 00"	43	2	8.8	Lift/LF	11	4' 00"	43	1	8.8							737a	715a	923p	900p			
Combined/Average			26	1' 53"					26	2' 00"					34	1' 30"					24	2' 00"					9	5' 20"										
Saturday	23-Jun-12	Saturday early morning							Saturday morning					Saturday afternoon					Saturday early evening					Saturday late evening														
510 Spadina Stn – Queens Quay	8.06	Lift/LF	9	5' 20"	48	0	10.1	Lift/LF	12	4' 30"	53	1	9.1	Lift/LF	15	3' 45"	56	1	8.7	Lift/LF	15	3' 45"	56	1	8.7	Lift/LF	10	5' 00"	46	4	10.5	503a	500a	233a	215a			
510 Spadina Stn – King	6.31							Lift/LF	10	4' 30"	43	2	8.8	Lift/LF	13	3' 45"	46	3	8.2													920a	857a	652p	626p			
Combined/Average			9	5' 20"					22	2' 15"					28	1' 53"					15	3' 45"					10	5' 00"										
Sunday	17-Jun-12	Sunday early morning							Sunday morning					Sunday afternoon					Sunday early evening					Sunday late evening														
510 Spadina Stn – Queens Quay	8.06	Lift/LF	4	11' 00"	42	2	11.5	Lift/LF	11	5' 00"	52	3	9.3	Lift/LF	13	4' 00"	52	0	9.3	Lift/LF	13	4' 00"	52	0	9.3	Lift/LF	8	5' 30"	44	0	11.0	518a	500a	233a	215a			
510 Spadina Stn – King	6.31							Lift/LF	9	5' 00"	42	3	9.0	Lift/LF	12	4' 00"	44	4	8.6													919a	856a	654p	632p			
Combined/Average			4	11' 00"					20	2' 30"					25	2' 00"					13	4' 00"					8	5' 30"										
Union Stn-Spadina Stn is NB Spadina Stn-Union Stn is SB																																						
754 STANDBY BUSES	Arw																																					
Monday to Friday	26-Mar-12											Monday-Friday afternoon peak period																										
Standby buses – Arrow Rd												Lift	2	Arrow Rd Garage																								
756 STANDBY BUSES	Bir																																					
Monday to Friday	21-Nov-10	Monday-Friday morning peak period																		Monday-Friday afternoon peak period																		
Standby buses – Birchmount		LF	1	Birchmount Garage												LF	2	Birchmount Garage																				
750 STANDBY BUSES	Egl																																					
Monday to Friday	04-Jan-10											Monday-Friday midday					Monday-Friday afternoon peak period																					
Standby – Downtown Gap Bus		LF	1	Spadina Stn											LF	1	Spadina Stn																					
Standby – Downtown Gap Bus		LF	1	Spadina / Queens Quay Lp											LF	1	Spadina / Queens Quay Lp																					
Standby – Downtown Gap Bus		LF	1	St Clair Stn											LF	1	St Clair Stn																					
			3													3																						
760 STANDBY BUSES	Egl																																					
Monday to Friday	22-Nov-10	Monday-Friday morning peak period																																				
Standby buses – Eglinton		LF	1	Kennedy Station																																		
757 STANDBY BUSES	Mal																																					
Monday to Friday	18-Jun-12											Monday-Friday midday					Monday-Friday afternoon peak period																					
Standby buses – Malvern		Lift	1	Malvern Garage											Lift	1	Malvern Garage																					
752 STANDBY BUSES	Qswy																																					
Monday to Friday	18-Jun-12	Monday-Friday morning peak period							No Summer Service																													
Standby buses – Queensway																																						
751 STANDBY BUSES	Wil																																					
Monday to Friday	22-Nov-10											Monday-Friday morning peak period					Monday-Friday afternoon peak period																					
Standby buses – Wilson		Lift	2	Wilson Garage											Lift	1	Wilson Garage																					
535 STANDBY CARS	Ron/Rus	Due to the Queen St. East construction the 2 Afternoon Standby Cars at Russell Car House have been temporarily removed.																																				
Monday to Friday	07-May-12											Monday-Friday afternoon peak period					Monday-Friday early evening																					
Standby cars												CLR	0	Russell carhouse											CLR	2	Roncesvalles carhouse											
		Removed during Queen East construction																																				



TORONTO TRANSIT COMMISSION

SERVICE SUMMARY

June 17 to July 28, 2012

Route	RT dist (km) and date of last change	Veh type	No. of Veh	Service interval	Run time (min)	Term time (min)	Avg spd (km/h)	Veh type	No. of Veh	Service interval	Run time (min)	Term time (min)	Avg spd (km/h)	Veh type	No. of Veh	Service interval	Run time (min)	Term time (min)	Avg spd (km/h)	Veh type	No. of Veh	Service interval	Run time (min)	Term time (min)	Avg spd (km/h)	Veh type	No. of Veh	Service interval	Run time (min)	Term time (min)	Avg spd (km/h)	First dep NB or WB	First dep SB or EB	Last dep NB or WB	Last dep SB or EB						
53 STEELES EAST	Mal																																								
Monday to Friday	18-Jun-12		Monday-Friday morning peak period					Monday-Friday midday					Monday-Friday afternoon peak period					Monday-Friday early evening					Monday-Friday late evening																		
53 Finch Stn – Pharmacy	19.28	Lift	5	12 ' 00 "	60	0	19.3							Lift	6	10 ' 30 "	61	2	19.0															532a	515a	853a	823a				
53A Finch Stn – Staines	37.31							Lift	1	26 ' 00 "	114	2	19.6													Lift	1	28 ' 20 "	106	13	21.1	Lift	5.5	20 ' 00 "	106	4	21.1	901a	853a	239p	257p
53B Finch Stn – Markham Rd	33.36	Lift	8	12 ' 00 "	96	0	20.9	Lift	14	6 ' 30 "	90	1	22.2	Lift	10	10 ' 30 "	104	1	19.2	Lift	16	5 ' 40 "	90	1	22.2	Lift	4.5	20 ' 00 "	82	8	24.4	Lift	4.5	20 ' 00 "	82	8	24.4	712p	707p	132a	1255a
53E Finch Stn – Markham Rd Express	33.36	Lift	19	4 ' 45 "	90	1	22.4							Lift	18	5 ' 20 "	95	1	21.1																						
53F Finch Stn – Staines Express	37.31	Lift	1	28 ' 30 "	114	3	19.6							Lift	1	26 ' 40 "	119	4	18.8																						
Combined/Average			33	2 ' 39 "				15	6 ' 30 "					35	2 ' 39 "					17	5 ' 40 "						10	10 ' 00 "													
			53 operates SB via Pharmacy Every 6th 53E operates as 53F					Every 4th 53B operates as 53A					53 operates SB via Victoria Park Every 6th 53E operates as 53F					Every 5th 53B operates as 53A																							
Saturday	08-Jan-11		Saturday early morning					Saturday morning					Saturday afternoon					Saturday early evening					Saturday late evening																		
53A Finch Stn – Staines	37.31	Lift	4	27 ' 00 "	102	6	21.9	Lift	1	27 ' 00 "	114	2	19.6	Lift	1	24 ' 00 "	114	3	19.6	Lift	4.5	26 ' 00 "	114	3	19.6	Lift	4	27 ' 00 "	96	12	23.3	Lift	4	27 ' 00 "	96	12	23.3	608a	605a	131a	1256a
53B Finch Stn – Markham Rd	33.36	Lift	3	27 ' 00 "	80	1	25.0	Lift	10	9 ' 00 "	90	0	22.2	Lift	15	6 ' 00 "	90	0	22.2	Lift	3.5	26 ' 00 "	90	1	22.2	Lift	3	27 ' 00 "	80	1	25.0	Lift	3	27 ' 00 "	80	1	25.0	632a	618a	136a	1245a
Combined/Average			7	13 ' 30 "				11	9 ' 00 "					16	6 ' 00 "					8	13 ' 00 "					7	13 ' 30 "														
			Every 3rd 53B operates as 53A					Every 4th 53E operates as 53A					Every 4th 53E operates as 53A					Every 5th 53B operates as 53A																							
Sunday	25-Mar-12		Sunday early morning					Sunday morning					Sunday afternoon					Sunday early evening					Sunday late evening																		
53A Finch Stn – Staines	37.31	Lift	1	27 ' 00 "	110	7	20.4	Lift	1	27 ' 00 "	110	7	20.4	Lift	1	28 ' 00 "	114	4	19.6	Lift	4.5	26 ' 00 "	112	5	20.0	Lift	4	27 ' 00 "	96	12	23.3	Lift	4	27 ' 00 "	96	12	23.3	639a	728a	117a	1217a
53B Finch Stn – Markham Rd	33.36	Lift	10	9 ' 00 "	86	4	23.3	Lift	10	9 ' 00 "	86	4	23.3	Lift	13	7 ' 00 "	90	1	22.2	Lift	3.5	26 ' 00 "	88	3	22.7	Lift	3	27 ' 00 "	80	1	25.0	Lift	3	27 ' 00 "	80	1	25.0	700a	719a	111a	1230a
Combined/Average			11	9 ' 00 "				11	9 ' 00 "					14	7 ' 00 "					8	13 ' 00 "					7	13 ' 30 "														
			Every 3rd 53E operates as 53A					Every 3rd 53E operates as 53A					Every 4th 53E operates as 53A					Every 5th 53B operates as 53A																							
353 STEELES EAST	Mal																																								
Overnight, 7 days a week	04-Sep-05		Monday-Friday overnight					Saturday overnight					Sunday overnight																												
353 Yonge – Middlefield	30.34	Lift	2	30 ' 00 "	48	12	37.9	Lift	2	30 ' 00 "	48	12	37.9	Lift	2	30 ' 00 "	48	12	37.9																						
60 STEELES WEST	Arw																																								
Monday to Friday	18-Jun-12		Monday-Friday morning peak period					Monday-Friday midday					Monday-Friday afternoon peak period					Monday-Friday early evening					Monday-Friday late evening																		
60B Finch Stn – Martin Grove	35.97																			LF	6	17 ' 00 "	94	8	23.0	LF	4	20 ' 00 "	76	4	28.4	LF	4	20 ' 00 "	76	4	28.4	602p	450a	133a	609a
60C Finch Stn – York University	20.15	LF	10	7 ' 00 "	66	4	18.3	LF	5	13 ' 00 "	65	0	18.6	LF	8	9 ' 00 "	70	2	17.3	LF	4	17 ' 00 "	66	2	18.3	LF	3	20 ' 00 "	56	4	21.6	LF	3	20 ' 00 "	56	4	21.6	644a	620a	215a	124a
60D Finch Stn – Highway 27	39.22	LF	18	7 ' 00 "	120	6	19.6	LF	8	13 ' 00 "	102	2	23.1	LF	14	9 ' 00 "	120	6	19.6																						
60E Finch Stn – Kipling Express	29.99	LF	7	14 ' 00 "	96	2	18.7							LF	6	16 ' 00 "	96	0	18.7																						
Combined/Average			35	2 ' 48 "				13	6 ' 30 "					28	3 ' 31 "					10	8 ' 30 "					7	10 ' 00 "														
			Every 3rd 53E operates as 53A					Every 3rd 53E operates as 53A					Every 4th 53E operates as 53A					Every 5th 53B operates as 53A																							
Saturday	18-Feb-11		Saturday early morning					Saturday morning					Saturday afternoon					Saturday early evening					Saturday late evening																		
60B Finch Stn – Martin Grove	35.97																			LF	4	20 ' 00 "	80	0	27.0	LF	3.5	24 ' 00 "	76	8	28.4	LF	3.5	24 ' 00 "	76	8	28.4	616p	530a	148a	545a
60C Finch Stn – York University	20.15							LF	4.5	12 ' 00 "	54	0	22.4	LF	5	11 ' 00 "	54	1	22.4	LF	3	20 ' 00 "	54	6	22.4	LF	2.5	24 ' 00 "	50	10	24.2	LF	2.5	24 ' 00 "	50	10	24.2	832a	859a	215a	100a
60D Finch Stn – Highway 27	39.22	LF	6	15 ' 00 "	88	2	26.7	LF	8.5	12 ' 00 "	92	10	25.6	LF	9	11 ' 00 "	92	7	25.6																						
Combined/Average			6	15 ' 00 "				13	6 ' 00 "					14	5 ' 30 "					7	10 ' 00 "					6	12 ' 00 "														
			Every 3rd 53E operates as 53A					Every 3rd 53E operates as 53A					Every 4th 53E operates as 53A					Every 5th 53B operates as 53A																							
Sunday	25-Mar-12		Sunday morning					Sunday afternoon					Sunday early evening					Sunday late evening																							
60B Finch Stn – Martin Grove	35.97							LF	5.5	16 ' 00 "	84	4	25.7	LF	7	12 ' 00 "	84	0	25.7	LF	3.5	24 ' 00 "	80	4	27.0	LF	3.5	24 ' 00 "	76	8	28.4	LF	3.5	24 ' 00 "	76	8	28.4	740a	827a	105a	132a
60C Finch Stn – York University	20.15							LF	3.5	16 ' 00 "	54	2	22.4	LF	5	12 ' 00 "	54	6	22.4	LF	2.5	24 ' 00 "	54	6	22.4	LF	2.5	24 ' 00 "	50	10	24.2	LF	2.5	24 ' 00 "	50	10	24.2	918a	931a	215a	130a
Combined/Average								9	8 ' 00 "					12	6 ' 00 "					6	12 ' 00 "					6	12 ' 00 "														



TORONTO TRANSIT COMMISSION

SERVICE SUMMARY

June 17 to July 28, 2012

Route	RT dist (km) and date of last change	Veh type	No. of Veh	Service interval	Run time (min)	Term time (min)	Avg spd (km/h)	Veh type	No. of Veh	Service interval	Run time (min)	Term time (min)	Avg spd (km/h)	Veh type	No. of Veh	Service interval	Run time (min)	Term time (min)	Avg spd (km/h)	Veh type	No. of Veh	Service interval	Run time (min)	Term time (min)	Avg spd (km/h)	Veh type	No. of Veh	Service interval	Run time (min)	Term time (min)	Avg spd (km/h)	First dep NB or WB	First dep SB or EB	Last dep NB or WB	Last dep SB or EB		
124 SUNNYBROOK	Wil																																				
Monday to Friday	07-May-12			Monday-Friday morning peak period				Monday-Friday midday						Monday-Friday afternoon peak period						Monday-Friday early evening							Monday-Friday late evening										
124 Lawrence Stn – Sunnybrook Hospital	5.51	LF	4	6 ' 30 "	26	0	12.7	LF	2	11 ' 00 "	22	0	15.0	LF	4	7 ' 30 "	30	0	11.0	LF	1	20 ' 00 "	20	0	16.5	LF	1	20 ' 00 "	20	0	16.5	610a	558a	110a	100a		
Saturday	29-Nov-08			Saturday early morning				Saturday morning						Saturday afternoon						Saturday early evening						Saturday late evening											
124 Lawrence Stn – Sunnybrook Hospital	5.51	LF	1	20 ' 00 "	20	0	16.5	LF	1	20 ' 00 "	20	0	16.5	LF	1	20 ' 00 "	20	0	16.5	LF	1	20 ' 00 "	20	0	16.5	LF	1	20 ' 00 "	20	0	16.5	550a	540a	110a	100a		
Sunday	08-May-11							Sunday morning						Sunday afternoon						Sunday early evening																	
124 Lawrence Stn – Sunnybrook Hospital	5.51							LF	1	20 ' 00 "	20	0	16.5	LF	1	20 ' 00 "	20	0	16.5	LF	1	20 ' 00 "	20	0	16.5												
77 SWANSEA	MtD																																				
Monday to Friday	18-Jun-12			Monday-Friday morning peak period				Monday-Friday midday						Monday-Friday afternoon peak period						Monday-Friday early evening						Monday-Friday late evening											
77 Runnymede Stn-Queensway	6.12	LF	3	10 ' 00 "	26	4	14.1	LF	1.4	15 ' 00 "	21	0	17.5	LF	2.0	12 ' 00 "	23	1	16.0	LF	1	22 ' 00 "	22	0	16.7	LF	1	20 ' 00 "	15	5	24.5	548a	535a	135a	124a		
				Alternates trips with 71 RUNNYMEDE				Alternates trips with 71 RUNNYMEDE				Alternates trips with 71 RUNNYMEDE				Alternates trips with 71 RUNNYMEDE (St Clair branch only)																					
Saturday	06-Aug-11			Saturday early morning				Saturday morning						Saturday afternoon						Saturday early evening					Saturday late evening												
77 Runnymede Stn-Queensway	6.12	LF	1	20 ' 00 "	15	5	24.5	LF	1	20 ' 00 "	19	1	19.3	LF	1	20 ' 00 "	19	1	19.3	LF	1	20 ' 00 "	18	2	20.4	LF	1	20 ' 00 "	15	5	24.5	610a	619a	135a	124a		
Sunday	31-Jul-11							Sunday morning						Sunday afternoon						Sunday early evening					Sunday late evening												
77 Runnymede Stn-Queensway	6.12							LF	1	20 ' 00 "	19	1	19.3	LF	1	20 ' 00 "	19	1	19.3	LF	1	20 ' 00 "	17	3	21.6	LF	1	20 ' 00 "	15	5	24.5	854a	840a	112a	124a		
168 SYMINGTON	MtD																																				
Monday to Friday	18-Jun-12			Monday-Friday morning peak period				Monday-Friday midday						Monday-Friday afternoon peak period						Monday-Friday early evening					Monday-Friday late evening												
168 Dundas West Stn – Weston Rd	9.59	LF	8	5 ' 00 "	38	2	15.1	LF	5	8 ' 00 "	38	2	15.1	LF	6	7 ' 20 "	44	0	13.1	LF	4	10 ' 00 "	36	4	16.0	LF	3	12 ' 00 "	30	6	19.2	442a	450a	200a	145a		
Saturday	10-Sep-11			Saturday early morning				Saturday morning						Saturday afternoon						Saturday early evening					Saturday late evening												
168 Dundas West Stn – Weston Rd	9.59	LF	3	10 ' 40 "	30	2	19.2	LF	5	10 ' 00 "	48	2	12.0	LF	6	8 ' 30 "	48	3	12.0	LF	3	12 ' 00 "	33	3	17.4	LF	3	12 ' 00 "	30	6	19.2	442a	451a	200a	145a		
Sunday	25-Mar-12			Sunday early morning				Sunday morning						Sunday afternoon						Sunday early evening					Sunday late evening												
168 Dundas West Stn – Weston Rd	9.59	LF	2	20 ' 00 "	34	6	16.9	LF	4	10 ' 00 "	38	2	15.1	LF	5	9 ' 00 "	43	2	13.4	LF	3	12 ' 00 "	33	3	17.4	LF	3	12 ' 00 "	30	6	19.2	640a	643a	200a	145a		
81 THORNCLEIFFE PARK	Bir																																				
Monday to Friday	18-Jun-12			Monday-Friday morning peak period				Monday-Friday midday						Monday-Friday afternoon peak period						Monday-Friday early evening					Monday-Friday late evening												
81 Pape Stn – Thorncliffe	8.29	LF	5	6 ' 00 "	28	2	17.8	LF	3	10 ' 00 "	30	0	16.6	LF	4	7 ' 00 "	28	0	17.8	LF	3	10 ' 00 "	30	0	16.6	LF	2	12 ' 00 "	24	0	20.7	525a	510a	120a	111a		
Saturday	25-Jun-05			Saturday early morning				Saturday morning						Saturday afternoon						Saturday early evening					Saturday late evening												
81 Pape Stn – Thorncliffe	8.29	LF	1	30 ' 00 "	30	0	16.6	LF	4	7 ' 30 "	30	0	16.6	LF	4	7 ' 30 "	30	0	16.6	LF	2	12 ' 00 "	24	0	20.7	LF	2	12 ' 00 "	24	0	20.7	545a	530a	120a	111a		
Sunday	19-Jun-05			Sunday early morning				Sunday morning						Sunday afternoon						Sunday early evening					Sunday late evening												
81 Pape Stn – Thorncliffe	8.29	LF	1	30 ' 00 "	30	0	16.6	LF	3	10 ' 00 "	30	0	16.6	LF	3	10 ' 00 "	30	0	16.6	LF	2	12 ' 00 "	24	0	20.7	LF	2	12 ' 00 "	24	0	20.7	645a	630a	120a	111a		
<p>Loops clockwise on Thorncliffe Park Drive before 330p, and loops counter-clockwise on Thorncliffe Park Drive after 330p</p>																																					
407 TORONTO REHAB CARDIAC CENTRE COMMUNITY LINK	W-T																																				
Monday to Friday																																					
407 Sunnybrook Hospital – Toronto Rehab Rumsey Centre		WT																																			
<p>Number of trips and trip times vary by day of the week (no Saturday, Sunday, or holiday service). See http://www3.ttc.ca/Routes/index.jsp for more information.</p>																																					
10 VAN HORNE	Egl																																				
10 Don Mills Stn – Victoria Park																																					
<p>See 169 HUNTINGWOOD</p>																																					



TORONTO TRANSIT COMMISSION

SERVICE SUMMARY

June 17 to July 28, 2012

Route	RT dist (km) and date of last change	Veh type	No. of Veh	Service interval	Run time (min)	Term time (min)	Avg spd (km/h)	Veh type	No. of Veh	Service interval	Run time (min)	Term time (min)	Avg spd (km/h)	Veh type	No. of Veh	Service interval	Run time (min)	Term time (min)	Avg spd (km/h)	Veh type	No. of Veh	Service interval	Run time (min)	Term time (min)	Avg spd (km/h)	Veh type	No. of Veh	Service interval	Run time (min)	Term time (min)	Avg spd (km/h)	First dep NB or WB	First dep SB or EB	Last dep NB or WB	Last dep SB or EB				
90 VAUGHAN	MtD																																						
Monday to Friday	18-Jun-12			Monday-Friday morning peak period				Monday-Friday midday					Monday-Friday afternoon peak period							Monday-Friday early evening						Monday-Friday late evening													
90 St Clair West Stn – Eglinton	6.60	LF	3.5	9' 20"	31	2	12.7						LF	2.5	16' 00"	36	4	11.0														529a	542a	907a	923a				
90A St Clair West Stn – Oakwood	5.47	LF	2.5	9' 20"	23	1	14.4	LF	2	12' 00"	22	2	14.9	LF	1.5	16' 00"	24	0	13.7	LF	2	12' 00"	24	0	13.7	LF	1	20' 00"	20	0	16.4								
Combined/Average			6	4' 40"				2	12' 00"				4	8' 00"						2	12' 00"					1	20' 00"												
Saturday	26-Jun-10			Saturday early morning				Saturday morning					Saturday afternoon							Saturday early evening					Saturday late evening														
90A St Clair West Stn – Oakwood	5.47	LF	2	12' 00"	24	0	13.7	LF	3	8' 00"	24	0	13.7	LF	3	8' 00"	24	0	13.7	LF	2	12' 00"	24	0	13.7	LF	1	20' 00"	20	0	16.4			610a	610a	110a	100a		
Sunday	20-Jun-10			Sunday morning				Sunday afternoon					Sunday early evening							Sunday late evening																			
90A St Clair West Stn – Oakwood	5.47			LF	2	12' 00"	24	0	13.7	LF	2	12' 00"	24	0	13.7	LF	2	12' 00"	24	0	13.7	LF	2	12' 00"	24	0	13.7	LF	1	20' 00"	20	0	16.4			830a	842a	110a	100a
24 VICTORIA PARK	Bir	Service outside Toronto north of Steeles Avenue is provided under contract to York Region																																					
Monday to Friday	18-Jun-12			Monday-Friday morning peak period				Monday-Friday midday					Monday-Friday afternoon peak period							Monday-Friday early evening					Monday-Friday late evening														
24 Victoria Park Stn – Steeles	30.58	LF	15	6' 00"	90	0	20.4	LF	9	10' 00"	90	0	20.4	LF	14	7' 00"	96	2	19.1	LF	9	9' 00"	81	0	22.7	LF	6	12' 00"	70	2	26.2			448a	515a	125a	200a		
24A Victoria Park Stn – Don Mills Stn via Consumers Rd	24.53	LF	6	14' 00"	82	2	17.9	LF	2	30' 00"	75	0	19.6	LF	7	13' 00"	87	4	16.9																				
24D Victoria Park Stn – Major Mackenzie	57.69							LF	2	30' 00"	145	5	23.9							LF	2	27' 00"	135	0	25.6														
Combined/Average			21	4' 12"				13.5	7' 30"				21	4' 33"						11	9' 00"				6	12' 00"													
								Every 3rd 24 operates as a 24D 24A alternates trips with 167 PHARMACY NORTH 24D operates NB through the Highway 7 Industrial area before noon and SB after noon.										24D operates SB through the Highway 7 Industrial area.																					
Saturday	31-Mar-12			Saturday early morning				Saturday morning					Saturday afternoon							Saturday early evening					Saturday late evening														
24 Victoria Park Stn – Steeles	30.58	LF	6	15' 00"	84	6	21.8	LF	9	10' 00"	86	4	21.3	LF	11	8' 15"	90	1	20.4	LF	8	10' 00"	80	0	22.9	LF	6	12' 00"	70	2	26.2			521a	538a	124a	159a		
Sunday	25-Mar-12			Sunday early morning				Sunday morning					Sunday afternoon							Sunday early evening					Sunday late evening														
24 Victoria Park Stn – Steeles	30.58	LF	4	20' 00"	80	0	22.9	LF	8	10' 00"	80	0	22.9	LF	12	7' 00"	84	0	21.8	LF	6	13' 20"	80	0	22.9	LF	4	20' 00"	70	10	26.2			717a	757a	116a	153a		
324 VICTORIA PARK	Bir			Monday-Friday overnight				Saturday overnight					Sunday overnight																										
Overnight, 7 days a week	15-Feb-09			LF	2.7	30' 00"	72	9	29.5	LF	2.7	30' 00"	72	9	29.5	LF	2.7	30' 00"	72	9	29.5																		
324 Kingston – Steeles	35.41			Alternates trips with 322 COXWELL				Alternates trips with 322 COXWELL					Alternates trips with 322 COXWELL																										
224 VICTORIA PARK NORTH	Egl	Service outside Toronto north of Steeles Avenue is provided under contract to York Region																																					
Monday to Friday	11-Oct-11			Monday-Friday morning peak period				Monday-Friday midday					Monday-Friday afternoon peak period							Monday-Friday early evening																			
224C Don Mills Stn – 14th Avenue	22.80	LF	2	40' 00"	68	12	20.1						LF	2	40' 00"	68	12	20.1																					
224D Don Mills Stn – Elgin Mills	37.45	LF	4	30' 00"	115	5	19.5			See 24D VICTORIA PARK			LF	4	30' 00"	115	5	19.5			See 24D VICTORIA PARK																		
Combined/Average			6	17' 09"									6	17' 09"																									
				224D operates NB through the Highway 7 Industrial area and WB/NB on Hillmount.										224D operates SB/EB on Hillmount and SB through the Highway 7 Industrial area.																									



TORONTO TRANSIT COMMISSION

SERVICE SUMMARY

June 17 to July 28, 2012

Route	RT dist (km) and date of last change	Veh type	No. of Veh	Service interval	Run time (min)	Term time (min)	Avg spd (km/h)	Veh type	No. of Veh	Service interval	Run time (min)	Term time (min)	Avg spd (km/h)	Veh type	No. of Veh	Service interval	Run time (min)	Term time (min)	Avg spd (km/h)	Veh type	No. of Veh	Service interval	Run time (min)	Term time (min)	Avg spd (km/h)	Veh type	No. of Veh	Service interval	Run time (min)	Term time (min)	Avg spd (km/h)	First dep NB or WB	First dep SB or EB	Last dep NB or WB	Last dep SB or EB
<p>68 WARDEN Egl Service outside Toronto north of Steeles Avenue is provided under contract to York Region</p>																																			
<p>Monday to Friday 18-Jun-12 Monday-Friday morning peak period Monday-Friday midday Monday-Friday afternoon peak period Monday-Friday early evening Monday-Friday late evening</p>																																			
68 Warden Stn – Steeles	25.06	LF	15	5' 00"	75	0	20.0	LF	7	10' 00"	70	0	21.5	LF	12	6' 45"	81	0	18.6	LF	7	10' 00"	70	0	21.5	LF	3	22' 00"	62	4	24.2	448a	505a	140a	151a
68B Warden Stn – Major Mackenzie	43.52	LF	2	25' 00"	116	9	22.5	LF	1	40' 00"	104	6	25.1	LF	2	20' 15"	119	1	21.9	LF	1	40' 00"	104	6	25.1							507a	557a	958p	1055p
Combined/Average			17	5' 00"				8	10' 00"				14	6' 45"					8	10' 00"						3	22' 00"								
<p>Every 5th 68 operates as a 68B Every 4th 68 operates as a 68B Every 3rd 68 operates as a 68B Every 4th 68 operates as a 68B</p>																																			
<p>Saturday 21-Feb-09 Saturday early morning Saturday morning Saturday afternoon Saturday early evening Saturday late evening</p>																																			
68 Warden Stn – Steeles	25.06	LF	2	33' 00"	65	1	23.1	LF	5	13' 00"	65	0	23.1	LF	7	11' 00"	75	2	20.0	LF	1.5	44' 00"	66	0	22.8	LF	3	22' 00"	62	4	24.2	602a	546a	129a	200a
68B Warden Stn – Major Mackenzie	43.52	LF	3	33' 00"	99	0	26.4	LF	1	39' 00"	104	0	25.1	LF	1	44' 00"	114	7	22.9	LF	2.5	44' 00"	101	9	25.9							515a	558a	948p	1047p
Combined/Average			5	16' 30"				6	13' 00"				8	11' 00"					4	22' 00"						3	22' 00"								
<p>Every 3rd 68 operates as a 68B Every 4th 68 operates as a 68B</p>																																			
<p>Sunday 15-Feb-09 Sunday early morning Sunday morning Sunday afternoon Sunday early evening Sunday late evening</p>																																			
68 Warden Stn – Steeles	25.06	LF	1.5	44' 00"	66	0	22.8	LF	6	12' 00"	72	0	20.9	LF	6	12' 00"	72	0	20.9	LF	1.5	44' 00"	66	0	22.8	LF	3	22' 00"	62	4	24.2	716a	751a	137a	207a
68B Warden Stn – Major Mackenzie	43.52	LF	2.5	44' 00"	104	6	25.1	LF	1	36' 00"	108	0	24.2	LF	1	36' 00"	108	0	24.2	LF	2.5	44' 00"	104	6	25.1							829a	934a	948p	1045p
Combined/Average			4	22' 00"				7	12' 00"				7	12' 00"					4	22' 00"						3	22' 00"								
<p>Every 3rd 68 operates as a 68B Every 3rd 68 operates as a 68B</p>																																			
<p>Overnight service north of Sheppard Avenue provided by 324 VICTORIA PARK Some early morning trips operate from Warden and Danforth</p>																																			
<p>69 WARDEN SOUTH Bir</p>																																			
<p>Monday to Friday 13-Feb-12 Monday-Friday morning peak period Monday-Friday midday Monday-Friday afternoon peak period Monday-Friday early evening Monday-Friday late evening</p>																																			
69A Warden Stn – Kingston Rd SB via Warden	6.71	LF	2	12' 30"	25	0	16.1	LF	2	11' 00"	22	0	18.3	LF	1.5	17' 20"	26	0	15.5	LF	1.5	15' 00"	22	1	18.7	LF	1	20' 00"	20	0	20.1	559a	612a	140a	150a
69B Warden Stn – Kingston Rd SB via Birchmount	6.71	LF	2	12' 30"	25	0	16.1	LF	2	11' 00"	22	0	18.3	LF	1.5	17' 20"	26	0	15.5	LF	1.5	15' 00"	23	0	17.9	LF	1	20' 00"	20	0	20.1	617a	618a	130a	140a
Combined/Average			4	6' 15"				4	5' 30"				3	8' 40"					3	7' 30"						2	10' 00"								
<p>Saturday 09-Jan-10 Saturday early morning Saturday morning Saturday afternoon Saturday early evening Saturday late evening</p>																																			
69A Warden Stn – Kingston Rd SB via Warden	6.71	LF	1	20' 00"	20	0	20.1	LF	1	20' 00"	20	0	20.1	LF	1	20' 00"	20	0	20.1	LF	1	20' 00"	20	0	20.1	LF	1	20' 00"	20	0	20.1	550a	618a	120a	150a
69B Warden Stn – Kingston Rd SB via Birchmount	6.71	LF	1	20' 00"	20	0	20.1	LF	1	20' 00"	20	0	20.1	LF	1	20' 00"	20	0	20.1	LF	1	20' 00"	20	0	20.1	LF	1	20' 00"	20	0	20.1	610a	610a	130a	130a
Combined/Average			2	10' 00"				2	10' 00"				2	10' 00"					2	10' 00"						2	10' 00"								
<p>Sunday 03-Jan-10 Sunday morning Sunday afternoon Sunday early evening Sunday late evening</p>																																			
69A Warden Stn – Kingston Rd SB via Warden	6.71							LF	1	20' 00"	20	0	20.1	LF	1	20' 00"	20	0	20.1	LF	1	20' 00"	20	0	20.1	LF	1	20' 00"	20	0	20.1	900a	850a	140a	150a
69B Warden Stn – Kingston Rd SB via Birchmount	6.71							LF	1	20' 00"	20	0	20.1	LF	1	20' 00"	20	0	20.1	LF	1	20' 00"	20	0	20.1	LF	1	20' 00"	20	0	20.1	910a	900a	130a	140a
Combined Average									0' 00"				2	10' 00"					2	10' 00"						2	10' 00"								
<p>55 WARREN PARK MtD</p>																																			
<p>Monday to Friday 04-Aug-09 Monday-Friday morning peak period Monday-Friday midday Monday-Friday afternoon peak period Monday-Friday early evening Monday-Friday late evening</p>																																			
55 Jane Stn – Warren Park	8.42	LF	1	30' 00"	27	3	18.7	LF	1	30' 00"	27	3	18.7	LF	1	30' 00"	27	3	18.7	LF	1	30' 00"	27	3	18.7	LF	1	30' 00"	27	3	18.7	546a	530a	116a	100a
<p>Saturday 08-Aug-09 Saturday early morning Saturday midday Saturday afternoon Saturday early evening Saturday late evening</p>																																			
55 Jane Stn – Warren Park	8.42	LF	1	30' 00"	27	3	18.7	LF	1	30' 00"	27	3	18.7	LF	1	30' 00"	27	3	18.7	LF	1	30' 00"	27	3	18.7	LF	1	30' 00"	27	3	18.7	546a	530a	116a	100a
<p>Sunday 02-Aug-09 Sunday midday Sunday afternoon Sunday early evening Sunday late evening</p>																																			
55 Jane Stn – Warren Park	8.42							LF	1	30' 00"	27	3	18.7	LF	1	30' 00"	27	3	18.7	LF	1	30' 00"	27	3	18.7	LF	1	30' 00"	27	3	18.7	846a	900a	116a	100a



TORONTO TRANSIT COMMISSION

SERVICE SUMMARY

June 17 to July 28, 2012

Route	RT dist (km) and date of last change	Veh type	No. of Veh	Service interval	Run time (min)	Term time (min)	Avg spd (km/h)	Veh type	No. of Veh	Service interval	Run time (min)	Term time (min)	Avg spd (km/h)	Veh type	No. of Veh	Service interval	Run time (min)	Term time (min)	Avg spd (km/h)	Veh type	No. of Veh	Service interval	Run time (min)	Term time (min)	Avg spd (km/h)	Veh type	No. of Veh	Service interval	Run time (min)	Term time (min)	Avg spd (km/h)	First dep NB or WB	First dep SB or EB	Last dep NB or WB	Last dep SB or EB	
94 WELLESLEY	MtD																																			
Monday to Friday	18-Jun-12			Monday-Friday morning peak period				Monday-Friday midday					Monday-Friday afternoon peak period							Monday-Friday early evening						Monday-Friday late evening										
94 Castle Frank Stn – Ossington Stn	12.17	LF	4.5	16 ' 00 "	60	12	12.2	LF	5	12 ' 00 "	60	0	12.2	LF	3.5	20 ' 00 "	68	2	10.7	LF	4	13 ' 00 "	52	0	14.0	LF	3	15 ' 00 "	45	0	16.2	520a	525a	1252a	115a	
94C Castle Frank Stn – Wellesley Stn	3.91	LF	1.5	16 ' 00 "	24	0	9.8						LF	1.5	20 ' 00 "	24	6	9.8																		
Combined/Average			6	8 ' 00 "				5	12 ' 00 "				5	10 ' 00 "						4	13 ' 00 "					3	15 ' 00 "									
Saturday	29-Nov-08			Saturday early morning				Saturday morning					Saturday afternoon							Saturday early evening						Saturday late evening										
94 Castle Frank Stn – Ossington Stn	12.17	LF	3	17 ' 00 "	51	0	14.3	LF	5	12 ' 00 "	60	0	12.2	LF	5	12 ' 00 "	60	0	12.2	LF	3	16 ' 40 "	50	0	14.6	LF	3	15 ' 00 "	45	0	16.2	541a	550a	1237a	100a	
Sunday	08-May-11			Sunday morning				Sunday afternoon					Sunday early evening							Sunday late evening																
94 Castle Frank Stn – Ossington Stn	12.17							LF	4	13 ' 30 "	54	0	13.5	LF	4	13 ' 30 "	54	0	13.5	LF	3	16 ' 40 "	50	0	14.6											
94C Castle Frank Stn – Wellesley Stn	3.91													LF	1	16 ' 40 "	15	1	15.4																	
Combined/Average																																				
112 WEST MALL	Qsy																																			
Monday to Friday	18-Jun-12			Monday-Friday morning peak period				Monday-Friday midday					Monday-Friday afternoon peak period							Monday-Friday early evening						Monday-Friday late evening										
112C Kipling Stn – Disco Rd	29.29	LF	5.5	15 ' 00 "	80	3	22.0	LF	4	20 ' 00 "	70	10	25.1	LF	4.5	18 ' 00 "	80	1	22.0	LF	4	18 ' 00 "	70	2	25.1	LF	4	18 ' 00 "	66	6	26.6	525a	543a	112a	103a	
112D Kipling Stn – Skymark	20.96	LF	4.5	15 ' 00 "	62	6	20.3	LF	3	20 ' 00 "	55	5	22.9	LF	3.5	18 ' 00 "	62	1	20.3																	
Combined/Average			10	7 ' 30 "				7	10 ' 00 "				8	9 ' 00 "						4	18 ' 00 "					4	18 ' 00 "									
Saturday	10-Sep-11			Saturday early morning				Saturday morning					Saturday afternoon							Saturday early evening						Saturday late evening										
112A Kipling Stn – Eglinton	18.75																																			
112C Kipling Stn – Disco Rd	29.29	LF	4	17 ' 00 "	68	0	25.8	LF	4	20 ' 00 "	70	10	25.1	LF	5	15 ' 00 "	70	5	25.1	LF	3	24 ' 00 "	66	6	26.6	LF	2	24 ' 00 "	48	0	23.4	1018p	1042p	112a	106a	
Combined/Average																																				
Sunday	08-May-11			Sunday morning				Sunday afternoon					Sunday early evening							Sunday late evening																
112A Kipling Stn – Eglinton	18.75													LF	2	24 ' 00 "	48	0	23.4	LF	2	24 ' 00 "	48	0	23.4											
112C Kipling Stn – Disco Rd	29.29							LF	3	24 ' 00 "	66	6	26.6	LF	3	24 ' 00 "	66	6	26.6																	
Combined/Average																																				
89 WESTON	MtD																																			
Monday to Friday	18-Jun-12			Monday-Friday morning peak period				Monday-Friday midday					Monday-Friday afternoon peak period							Monday-Friday early evening						Monday-Friday late evening										
89 Keele Stn – Albion Rd	20.17	LF	16	5 ' 15 "	83	1	14.6	LF	9	8 ' 40 "	75	3	16.1	LF	12	7 ' 30 "	89	1	13.6	LF	9	9 ' 00 "	81	0	14.9	LF	5	12 ' 00 "	56	4	21.6	415a	445a	210a	203a	
Saturday	12-May-12			Saturday early morning				Saturday morning					Saturday afternoon							Saturday early evening						Saturday late evening										
89 Keele Stn – Albion Rd	20.17	LF	4	15 ' 00 "	60	0	20.2	LF	7	11 ' 00 "	71	6	17.0	LF	9	9 ' 00 "	79	2	15.3	LF	5	14 ' 00 "	69	1	17.5	LF	4	15 ' 00 "	56	4	21.6	435a	510a	215a	245a	
Sunday	06-May-12			Sunday morning				Sunday afternoon					Sunday early evening							Sunday late evening																
89 Keele Stn – Albion Rd	20.17	LF	4	15 ' 00 "	60	0	20.2	LF	6	12 ' 00 "	66	6	18.3	LF	8	10 ' 00 "	79	1	15.3	LF	4	15 ' 00 "	56	4	21.6	LF	3	20 ' 00 "	56	4	21.6	530a	600a	215a	245a	



TORONTO TRANSIT COMMISSION

SERVICE SUMMARY

June 17 to July 28, 2012

Route	RT dist (km) and date of last change	Veh type	No. of Veh	Service interval	Run time (min)	Term time (min)	Avg spd (km/h)	Veh type	No. of Veh	Service interval	Run time (min)	Term time (min)	Avg spd (km/h)	Veh type	No. of Veh	Service interval	Run time (min)	Term time (min)	Avg spd (km/h)	Veh type	No. of Veh	Service interval	Run time (min)	Term time (min)	Avg spd (km/h)	Veh type	No. of Veh	Service interval	Run time (min)	Term time (min)	Avg spd (km/h)	First dep NB or WB	First dep SB or EB	Last dep NB or WB	Last dep SB or EB				
165 WESTON RD NORTH	Arw	Service outside Toronto north of Steeles Avenue is provided under contract to York Region																																					
Monday to Friday	18-Jun-12	Monday-Friday morning peak period				Monday-Friday midday				Monday-Friday afternoon peak period				Monday-Friday early evening				Monday-Friday late evening																					
165 York Mills Stn – Steeles	36.66	Lift	19	6'00"	107	7	20.6	Lift	13	8'30"	108	3	20.4	Lift	16	7'30"	115	5	19.1	Lift	9	12'00"	101	7	21.8	Lift	6	15'00"	89	1	24.7	520a	518a	155a	150a				
165F York Mills Stn – Canada Drive	55.96	Lift	1	48'00"	160	2	21.0						Lift	1.5	45'00"	177	11	19.0															550a	607a	812a	841a			
165D York Mills Stn – Major Mackenzie & Highway 400	54.31	Lift	1	48'00"	155	7	21.0	Lift	1	34'00"	142	3	22.9	Lift	1.5	45'00"	172	15	18.9	Lift	1	36'00"	135	9	24.1								157p	304p	543p	641p			
Combined/Average			21	6'00"					14	8'30"					19	7'30"					10	12'00"					6	15'00"											
			Every 8th 165 operates as a 165D				Every 4th 165 operates as a 165D				SB 165D/F trips operate via Barmac				Every 3rd 165 operates as a 165D																								
			Every 8th 165 operates as a 165F								Every 6th 165 operates as a 165D				Every 6th 165 operates as a 165F																								
Saturday	12-May-12	Saturday early morning				Saturday morning				Saturday afternoon				Saturday early evening				Saturday late evening																					
165 York Mills Stn – Steeles	36.66	Lift	3.5	30'00"	92	13	23.9	Lift	9	12'00"	101	7	21.8	Lift	5.5	20'00"	101	9	21.8	Lift	5	24'00"	101	19	21.8	Lift	6	15'00"	90	0	24.4	547a	537a	200a	209a				
165A York Mills Stn – Canada's Wonderland	59.69							Lift	1	36'00"	143	1	25.0	Lift	7.5	20'00"	143	7	25.0	Lift	6	24'00"	132	12	27.1								832a	941a	942p	1048p			
165D York Mills Stn – Major Mackenzie & Highway 400	54.31	Lift	4.5	30'00"	120	15	27.2																									531a	641a	802a	912a				
Combined/Average			8	15'00"					10	12'00"					13	10'00"					11	12'00"					6	15'00"											
							Every 3rd 165 operates as a 165A																																
Sunday	06-May-12	Sunday morning				Sunday afternoon				Sunday early evening				Sunday late evening																									
165 York Mills Stn – Steeles	36.66							Lift	8	12'00"	94	2	23.4	Lift	9	10'30"	94	1	23.4	Lift	5	18'00"	87	3	25.3	Lift	3	30'00"	87	3	25.3	817a	916a	102a	1246a				
165A York Mills Stn – Canada's Wonderland	59.69							Lift	1	36'00"	132	0	27.1	Lift	1	42'00"	133	4	26.9														841a	947a	719p	830p			
165D York Mills Stn – Major Mackenzie & Highway 400	54.31																															-	818a	-	911a				
Combined/Average									9	12'00"					10	10'30"					5	18'00"					3	30'00"											
							Every 3rd 165 operates as a 165A				Every 3rd 165 operates as a 165A																												
98 WILLOWDALE-SENLAC	Wil																																						
Monday to Friday	24-Nov-08	Monday-Friday morning peak period				Monday-Friday midday				Monday-Friday afternoon peak period				Monday-Friday early evening				Monday-Friday late evening																					
98 Steeles – Peckham via Sheppard-Yonge Stn	22.06	LF	2.5	30'00"	75	0	17.7	LF	2	30'00"	60	0	22.1	LF	2.5	30'00"	75	0	17.7	LF	2	30'00"	60	0	22.1	LF	2	30'00"	60	0	22.1	607a	534a	100a	100a				
98A Sheppard-Yonge Stn – Peckham via Senlac	10.90	LF	1.5	30'00"	39	6	16.8							LF	1.5	30'00"	39	6	16.8														540a	534a	911a	914a			
Combined/Average			4	15'00"					2	30'00"					4	15'00"					2	30'00"					2	30'00"				302p	308p	700p	638p				
Saturday	14-May-11	Saturday early morning				Saturday morning				Saturday afternoon				Saturday early evening				Saturday late evening																					
98 Steeles – Peckham via Sheppard-Yonge Stn	22.06	LF	2	30'00"	60	0	22.1	LF	2	30'00"	60	0	22.1	LF	2	30'00"	60	0	22.1	LF	2	30'00"	60	0	22.1							600a	600a	1000p	1000p				
98A Sheppard-Yonge Stn – Peckham via Senlac	10.90																									LF	1	30'00"	30	0	21.8	1045p	1030p	115a	100a				
Sunday	08-May-11	Sunday morning				Sunday afternoon				Sunday early evening				Sunday late evening																									
98 Steeles – Peckham via Sheppard-Yonge Stn	22.06							LF	2	30'00"	60	0	22.1	LF	2	30'00"	60	0	22.1	LF	2	30'00"	60	0	22.1							830a	830a	1000p	1000p				
98A Sheppard-Yonge Stn – Peckham via Senlac	10.90																									LF	1	30'00"	30	0	21.8	1045p	1030p	115a	100a				
																			Willowdale to Senlac is SB; Senlac to Willowdale is NB																				



TORONTO TRANSIT COMMISSION

SERVICE SUMMARY

June 17 to July 28, 2012

Route	RT dist (km) and date of last change	Veh type	No. of Veh	Service interval	Run time (min)	Term time (min)	Avg spd (km/h)	Veh type	No. of Veh	Service interval	Run time (min)	Term time (min)	Avg spd (km/h)	Veh type	No. of Veh	Service interval	Run time (min)	Term time (min)	Avg spd (km/h)	Veh type	No. of Veh	Service interval	Run time (min)	Term time (min)	Avg spd (km/h)	Veh type	No. of Veh	Service interval	Run time (min)	Term time (min)	Avg spd (km/h)	First dep NB or WB	First dep SB or EB	Last dep NB or WB	Last dep SB or EB			
96 WILSON	Arw	<i>96H branch designations are for internal purposes only</i>																																				
Monday to Friday	18-Jun-12	Monday-Friday morning peak period						Monday-Friday midday						Monday-Friday afternoon peak period						Monday-Friday early evening						Monday-Friday late evening												
96 York Mills Stn – Humberline & Finch	40.18																																					
96A York Mills Stn – Carrier Dr via Kipling and John Garland	43.63	Lift	6.5	20 ' 00 "	121	9	21.7	Lift	7.5	17 ' 00 "	127	1	20.6	Lift	5.5	24 ' 00 "	128	4	20.5	Lift	4.5	24 ' 00 "	106	2	24.7	Lift	3.5	30 ' 00 "	100	5	26.2	524a	557a	105a	1255a			
96B York Mills Stn – Humberline & Albion Rd	43.05	Lift	7	20 ' 00 "	130	10	19.9	Lift	7.5	17 ' 00 "	127	1	20.3	Lift	6	24 ' 00 "	134	10	19.3	Lift	4.5	24 ' 00 "	108	0	23.9	Lift	3.5	30 ' 00 "	100	5	25.8	542a	612a	120a	110a			
96C York Mills Stn – Thistledown via Albion Rd	37.03	Lift	4.5	20 ' 00 "	89	1	25.0						Lift	4	24 ' 00 "	96	0	23.1																				
96E Wilson Stn – Humber College Express	32.93	Lift	4	21 ' 00 "	84	0	23.5						Lift	4	21 ' 00 "	84	0	23.5																				
96G York Mills Stn – Sheppard & Torbarrie	23.82	Lift	4	20 ' 00 "	75	5	19.1						Lift	3.5	24 ' 00 "	84	0	17.0																				
96H Wilson Stn – Thistled. via Albion																																						
96S to Wilson Stn	25.86							Lift	2	30 ' 00 "	60	0	25.9							Lift	2	30 ' 00 "	60	0	25.9													
96C To Thistledown via Albion																																						
Combined/Average			26	4 ' 02 "					17	6 ' 37 "				23	4 ' 40 "					11	8 ' 34 "					7	15 ' 00 "											
			96G operates NB on Clayson and SB on Torbarrie.									96G operates NB on Torbarrie and SB on Clayson.																										
Saturday	31-Mar-12	Saturday early morning						Saturday morning						Saturday afternoon						Saturday early evening						Saturday late evening												
96A York Mills Stn – Carrier Dr via Kipling and John Garland	43.63	Lift	3.5	30 ' 00 "	100	5	26.2	Lift	5	24 ' 00 "	110	10	23.8													Lift	3.5	30 ' 00 "	105	0	24.9	525a	450a	1146a	1155a			
96B York Mills Stn – Humberline & Albion Rd	43.05	Lift	3.5	30 ' 00 "	102	3	25.3	Lift	5	24 ' 00 "	113	7	22.9	Lift	6.5	20 ' 00 "	118	12	21.9	Lift	5	24 ' 00 "	112	8	23.1	Lift	3.5	30 ' 00 "	105	0	24.6	540a	534a	128a	113a			
96D York Mills Stn – Carrier Dr & Westmore Dr	45.71													Lift	6.5	20 ' 00 "	124	6	22.1	Lift	5	24 ' 00 "	118	2	23.2													
96H Wilson Stn – Thistled. via Albion																																						
96S to Wilson Stn	25.86	Lift	2	30 ' 00 "	60	0	25.9	Lift	2	30 ' 00 "	60	0	25.9	Lift	2	30 ' 00 "	60	0	25.9	Lift	2	30 ' 00 "	60	0	25.9													
96C To Thistledown via Albion																																						
Combined/Average			9	10 ' 00 "					12	8 ' 34 "				15	7 ' 30 "					12	8 ' 34 "					7	15 ' 00 "											
Sunday	08-May-11	Sunday early morning						Sunday morning						Sunday afternoon						Sunday early evening						Sunday late evening												
96A York Mills Stn – Carrier Dr via Kipling and John Garland	43.63	Lift	2.5	45 ' 00 "	108	5	24.2	Lift	3	40 ' 00 "	116	4	22.6													Lift	2.5	45 ' 00 "	108	5	24.2	557a	526a	1135a	1157a			
96B York Mills Stn – Humberline & Albion Rd	43.05	Lift	2.5	45 ' 00 "	110	3	23.5	Lift	3	40 ' 00 "	118	2	21.9	Lift	4.5	30 ' 00 "	118	17	21.9	Lift	3	40 ' 00 "	110	10	23.5	Lift	2.5	45 ' 00 "	108	5	23.9	535a	548a	102a	113a			
96D York Mills Stn – Carrier Dr & Westmore Dr	45.71													Lift	4.5	30 ' 00 "	123	12	22.3	Lift	3	40 ' 00 "	116	4	23.6													
96H Wilson Stn – Thistled. via Albion																																						
96S to Wilson Stn	25.86	Lift	2	30 ' 00 "	60	0	25.9	Lift	2	30 ' 00 "	60	0	25.9	Lift	2	30 ' 00 "	60	0	25.9	Lift	2	30 ' 00 "	60	0	25.9													
96C To Thistledown via Albion																																						
Combined/Average			7	12 ' 51 "					8	12 ' 00 "				11	10 ' 00 "					6	20 ' 00 "					5	22 ' 30 "											
			96C/H/K operates EB via Tandridge before 3:00pm and WB via Tandridge after 3:00 pm.																																			
319 WILSON	Arw																																					
Overnight, 7 days a week	26-Nov-06	Monday-Friday overnight						Saturday overnight						Sunday overnight																								
319 York Mills Stn – Martin Grove & Steeles	40.76	LF	3	30 ' 00 "	90	0	27.2	LF	3	30 ' 00 "	90	0	27.2	LF	3	30 ' 00 "	90	0	27.2																			



TORONTO TRANSIT COMMISSION

SERVICE SUMMARY

June 17 to July 28, 2012

Route	RT dist (km) and date of last change	Veh type	No. of Veh	Service interval	Run time (min)	Term time (min)	Avg spd (km/h)	Veh type	No. of Veh	Service interval	Run time (min)	Term time (min)	Avg spd (km/h)	Veh type	No. of Veh	Service interval	Run time (min)	Term time (min)	Avg spd (km/h)	Veh type	No. of Veh	Service interval	Run time (min)	Term time (min)	Avg spd (km/h)	Veh type	No. of Veh	Service interval	Run time (min)	Term time (min)	Avg spd (km/h)	First dep NB or WB	First dep SB or EB	Last dep NB or WB	Last dep SB or EB		
91 WOODBINE		Bir																																			
Monday to Friday		06-Sep-11																																			
		Monday-Friday morning peak period							Monday-Friday midday							Monday-Friday afternoon peak period							Monday-Friday early evening							Monday-Friday late evening							
91 Woodbine Stn – Lawrence	15.39	LF	2.5	22 ' 30 "	54	3	17.2							LF	2.5	24 ' 00 "	52	8	17.8														458a	518a	911a	941a	
91A Woodbine Stn – Parkview Hills	7.47	LF	1	30 ' 00 "	28	2	16.0	LF	1	23 ' 00 "	23	0	19.5	LF	1	30 ' 00 "	28	2	16.0	LF	1	30 ' 00 "	26	4	17.2	LF	1	20 ' 00 "	20	0	22.4	636a	620a	1250a	100a		
91C Woodbine Stn – York Mills	23.98							LF	3	23 ' 00 "	69	0	20.9							LF	3	24 ' 00 "	62	10	23.2	LF	2	30 ' 00 "	58	2	24.8	946a	616a	105a	105a		
91F Woodbine Stn – York Mills via Railside	26.26	LF	3.5	22 ' 30 "	78	1	20.2							LF	3.5	24 ' 00 "	78	6	20.2															600a	257p	922a	636p
Combined/Average			7	8 ' 11 "				4	11 ' 30 "					7	8 ' 34 "					4	13 ' 20 "					3	12 ' 00 "										
Saturday		29-Nov-08																																			
		Saturday early morning							Saturday morning							Saturday afternoon							Saturday early evening							Saturday late evening							
91A Woodbine Stn – Parkview Hills	7.47	LF	1	24 ' 00 "	24	0	18.7	LF	1	24 ' 00 "	24	0	18.7	LF	1	24 ' 00 "	24	0	18.7	LF	1	20 ' 00 "	20	0	22.4	LF	1	20 ' 00 "	20	0	22.4	632a	620a	1258a	108a		
91C Woodbine Stn – York Mills	23.98	LF	3	20 ' 00 "	60	0	24.0	LF	3	20 ' 00 "	60	0	24.0	LF	3	20 ' 00 "	60	0	24.0	LF	3	20 ' 00 "	58	2	24.8	LF	2	30 ' 00 "	58	2	24.8	623a	613a	103a	103a		
Combined/Average			4	12 ' 00 "				4	10' 54 "					4	12 ' 00 "					4	10 ' 00 "					3	12 ' 00 "										
Sunday		23-Nov-08																																			
		Sunday morning							Sunday afternoon							Sunday early evening							Sunday late evening														
91A Woodbine Stn – Parkview Hills	7.47							LF	1	24 ' 00 "	24	0	18.7	LF	1	24 ' 00 "	24	0	18.7	LF	1	20 ' 00 "	20	0	22.4	LF	1	20 ' 00 "	20	0	22.4	920a	908a	1258a	108a		
91C Woodbine Stn – York Mills	23.98							LF	3	20 ' 00 "	60	0	24.0	LF	3	20 ' 00 "	60	0	24.0	LF	3	20 ' 00 "	58	2	24.8	LF	2	30 ' 00 "	58	2	24.8	902a	852a	103a	102a		
Combined/Average								4	12 ' 00 "					4	12 ' 00 "					4	12 ' 00 "					3	12 ' 00 "										

91C/F operates NB via Laurentide before noon, and operates NB via Valley Woods after noon
 91F operates WB on Railside during morning peak period, and operates EB via Railside during afternoon peak period.

92 WOODBINE SOUTH		Bir																																		
Monday to Friday		18-Jun-12																																		
		Monday-Friday morning peak period							Monday-Friday midday							Monday-Friday afternoon peak period							Monday-Friday early evening							Monday-Friday late evening						
92 Woodbine Stn – Lake Shore	5.79	LF	3	9 ' 00 "	27	0	12.9	LF	3	8 ' 00 "	20	4	17.4	LF	5	5 ' 30 "	27	1	12.9	LF	3	8 ' 00 "	20	4	17.4	LF	2	10 ' 00 "	20	0	17.4	534a	521a	110a	100a	
Saturday		23-Jun-12																																		
		Saturday early morning							Saturday morning							Saturday afternoon							Saturday early evening							Saturday late evening						
92 Woodbine Stn – Lake Shore	5.79	LF	2	12 ' 00 "	20	4	17.4	LF	3	8 ' 00 "	20	4	17.4	LF	3	8 ' 00 "	24	0	14.5	LF	3	8 ' 00 "	20	4	17.4	LF	2	10 ' 00 "	20	0	17.4	610a	555a	110a	100a	
Sunday		17-Jun-12																																		
		Sunday morning							Sunday afternoon							Sunday early evening							Sunday late evening													
92 Woodbine Stn – Lake Shore	5.79							LF	3	8 ' 00 "	20	4	17.4	LF	3	8 ' 00 "	24	0	14.5	LF	3	8 ' 00 "	20	4	17.4	LF	2	10 ' 00 "	20	0	17.4	857a	845a	110a	100a	



TORONTO TRANSIT COMMISSION

SERVICE SUMMARY

June 17 to July 28, 2012

Route	RT dist (km) and date of last change	Veh type	No. of Veh	Service interval	Run time (min)	Term time (min)	Avg spd (km/h)	Veh type	No. of Veh	Service interval	Run time (min)	Term time (min)	Avg spd (km/h)	Veh type	No. of Veh	Service interval	Run time (min)	Term time (min)	Avg spd (km/h)	Veh type	No. of Veh	Service interval	Run time (min)	Term time (min)	Avg spd (km/h)	Veh type	No. of Veh	Service interval	Run time (min)	Term time (min)	Avg spd (km/h)	First dep NB or WB	First dep SB or EB	Last dep NB or WB	Last dep SB or EB	
97 YONGE	Wil																																			
Monday to Friday	03-Jan-11			Monday-Friday morning peak period						Monday-Friday midday						Monday-Friday afternoon peak period						Monday-Friday early evening							Monday-Friday late evening							
97 Davisville Stn – Steeles	23.94													LF	2.5	30' 00"	75	0	19.2	LF	2.5	30' 00"	75	0	19.2							700p	609p	1200a	1208a	
97A Davisville Stn – York Mills Stn via Yonge Blvd	12.92	LF	2	30' 00"	48	12	16.2				LF	2	30' 00"	48	12	16.2				LF	1.5	30' 00"	40	5	19.4	LF	1.5	30' 00"	40	5	19.4	545a	621a	915a	851a	
97B Queens Quay – Steeles	36.68	LF	5	30' 00"	150	0	14.7				LF	5	30' 00"	150	0	14.7				LF	1.5	30' 00"	40	5	19.4	LF	1.5	30' 00"	40	5	19.4	315p	244p	1215a	1240a	
97C St Clair Stn – Steeles	26.02							LF	3	30' 00"	90	0	17.3																							
97D St Clair Stn – York Mills Stn via Yonge Blvd	15.21							LF	2	30' 00"	60	0	15.2																							
Combined/Average				7 15' 00"						5 15' 00"						7 15' 00"						4 15' 00"						4 15' 00"								
				97B operates via Yonge, Wellington, Bay, Queens Quay and Yonge							97B operates via Yonge, Queens Quay, Bay, Front and Yonge																									
Saturday	08-Jan-11			Saturday early morning						Saturday morning						Saturday afternoon						Saturday early evening						Saturday late evening								
97 Davisville Stn – Steeles	23.94	LF	2.5	30' 00"	75	0	19.2	LF	3	30' 00"	80	10	18.0	LF	3	30' 00"	80	10	18.0	LF	3	30' 00"	80	10	18.0	LF	2.5	30' 00"	75	0	19.2	545a	553a	1245a	1253a	
97A Davisville Stn – York Mills Stn via Yonge Blvd	12.92	LF	1.5	30' 00"	41	4	18.9	LF	2	30' 00"	46	14	16.9	LF	2	30' 00"	46	14	16.9	LF	2	30' 00"	46	14	16.9	LF	1.5	30' 00"	40	5	19.4	600a	555a	106a	121a	
Combined/Average				4 15' 00"						5 15' 00"						5 15' 00"						5 15' 00"						4 15' 00"								
Sunday	05-Sep-10									Sunday morning						Sunday afternoon						Sunday early evening						Sunday late evening								
97 Davisville Stn – Steeles	23.94							LF	3	30' 00"	80	10	18.0	LF	3	30' 00"	80	10	18.0	LF	2.5	30' 00"	75	0	19.2	LF	2.5	30' 00"	75	0	19.2	900a	850a	1200a	1208a	
97A Davisville Stn – York Mills Stn via Yonge Blvd	12.92							LF	2	30' 00"	46	14	16.9	LF	2	30' 00"	46	14	16.9	LF	1.5	30' 00"	36	9	21.5	LF	1.5	30' 00"	40	5	19.4	915a	922a	1215a	1245a	
Combined/Average										5 15' 00"						5 15' 00"						4 15' 00"						4 15' 00"								
Overnight service provided by 320 YONGE																																				
1 YONGE-UNIVERSITY-SPADINA SUBWAY	WilSub/Egl/Mtd/Wil			Temporary late evening closure for tunnel liner replacement, Sunday to Friday. Trains replaced by buses north of Eglinton Station after approximately 12:30 a.m.																																
Monday to Friday	18-Jun-12			Monday-Friday morning peak period						Monday-Friday midday						Monday-Friday afternoon peak period						Monday-Friday early evening						Monday-Friday late evening								
1 Finch Stn – Downsview Stn	60.45	6carHT	25	4' 42"	118	0	30.9	6carHT	30	3' 56"	118	0	30.7	6carHT	47	2' 31"	118	0	30.7	6carHT	30	3' 50"	115	0	31.6	6carHT	23	4' 52"	112	0	32.4	603a	540a	1141p	1215a	
1 Finch Stn – St Clair West Stn	45.06	6carHT	19	4' 42"	89	0	30.3																													
Gap Trains		6carHT	2	Gap Trains												1 Gap Train																				
1 Eglinton Stn – Downsview Stn	43.46																										6carHT	18	4' 52"	88	0	29.8			118a	128a
1 Eglinton Stn – Finch Stn replacement bus	22.49																										LF	18	3' 00"	54	0	25.0	1213a	1208a	210a	150a
Combined/Average				46 2' 21"						30 3' 56"						48 2' 31"						30 3' 50"														
Saturday	06-Sep-08			Saturday early morning						Saturday morning						Saturday afternoon						Saturday early evening						Saturday late evening								
1 Finch Stn – Downsview Stn	60.45	6carHT	23	4' 52"	112	0	32.4	6carHT	28	4' 03"	113	0	32.0	6carHT	28	4' 03"	113	0	32.0	6carHT	23	4' 52"	112	0	32.4	6carHT	23	4' 52"	112	0	32.4	600a	557a	118a	116a	
Sunday	04-Sep-11									Sunday morning						Sunday afternoon						Sunday early evening						Sunday late evening								
1 Finch Stn – Downsview Stn	60.45							6carHT	25	4' 30"	113	0	32.2	6carHT	25	4' 30"	113	0	32.2	6carHT	23	4' 52"	112	0	32.4	6carHT	23	4' 52"	112	0	32.4	900a	857a	1141p	1215a	
1 Eglinton Stn – Downsview Stn	43.46																										6carHT	18	4' 52"	88	0	29.8			118a	128a
1 Eglinton Stn – Finch Stn replacement bus	22.49																										LF	12	4' 30"	54	0	25.0	1213a	1208a	210a	150a
Finch to Downsview is SB; Downsview to Finch is NB																																				



SERVICE SUMMARY

June 17 to July 28, 2012

Route	RT dist (km) and date of last change	Veh type	No. of Veh	Service interval	Run time (min)	Term time (min)	Avg spd (km/h)	Veh type	No. of Veh	Service interval	Run time (min)	Term time (min)	Avg spd (km/h)	Veh type	No. of Veh	Service interval	Run time (min)	Term time (min)	Avg spd (km/h)	Veh type	No. of Veh	Service interval	Run time (min)	Term time (min)	Avg spd (km/h)	Veh type	No. of Veh	Service interval	Run time (min)	Term time (min)	Avg spd (km/h)	First dep NB or WB	First dep SB or EB	Last dep NB or WB	Last dep SB or EB																	
320 YONGE																																																				
				Monday-Friday overnight 130a-330a				Monday-Friday overnight 330a-600a																																												
Overnight, Monday to Friday		07-Sep-10																																																		
320 Queens Quay – Steeles	35.97	LF	13	7' 00"	91	0	23.7	LF	6	15' 00"	90	0	24.0																																							
320A Queens Quay – York Mills Stn	23.77	LF	9	7' 00"	63	0	22.6																																													
Overnight, Saturday		15-Oct-11		Saturday overnight 130a-330a				Saturday overnight 330a-600a																																												
320 Queens Quay – Steeles	35.97	LF	10.5	8' 40"	91	0	23.7	LF	6	15' 00"	90	0	24.0																																							
320A Queens Quay – York Mills Stn	23.99	LF	7.5	8' 40"	64	1	22.5																																													
Overnight, Sunday		05-Sep-10		Sunday overnight 130a-330a				Sunday overnight 330a-600a				Sunday morning 600a-900a																																								
320 Queens Quay – Steeles	35.97	LF	6	15' 00"	90	0	24.0	LF	6	15' 00"	90	0	24.0	LF	3	12' 00"	96	4	22.5																																	
320A Queens Quay – York Mills Stn	23.99	LF	6	15' 00"				LF	6	15' 00"				LF	16	4' 00"	64	0	22.5																																	
95 YORK MILLS		Mal/Wil																																																		
Monday to Friday		18-Jun-12		Monday-Friday morning peak period				Monday-Friday midday				Monday-Friday afternoon peak period				Monday-Friday early evening				Monday-Friday late evening																																
95 York Mills Stn – Kingston Rd	42.82	LF	14	9' 20"	130	1	19.8	LF	7	17' 20"	116	6	22.2	LF	11	11' 00"	120	1	21.4	LF	7.5	14' 36"	108	2	23.8	LF	7	14' 00"	94	4	27.3	500a	550a	152a	151a																	
95A York Mills Stn – Victoria Pk	15.96	LF	6	9' 20"	54	2	17.7																		720a	650a	930a	900a																								
95B York Mills Stn – of T Scarborough	37.64	LF	6	9' 20"	54	2	17.7	LF	6	17' 20"	103	1	21.9																		335p	303p	631p	559p																		
95E York Mills Stn – of T Scarborough Express	37.64	LF	12	9' 20"	104	8	21.7	LF	6	17' 20"	103	1	21.9	LF	6.5	15' 00"	95	3	23.8																		909a	915a	309p	245p												
Combined/Average			32	3' 07"					6	15' 00"					9	11' 00"	99	0	22.8	LF	9	11' 00"	99	0	22.8	LF	19	4' 00"	64	0	22.5																		651p	700p	936p	1000p
Saturday		18-Feb-12		Saturday early morning				Saturday morning				Saturday afternoon				Saturday early evening				Saturday late evening																																
95 York Mills Stn – Kingston Rd	42.82	LF	11	10' 00"	108	2	23.8	LF	11	10' 00"	108	2	23.8	LF	13	8' 30"	108	3	23.8	LF	8	12' 30"	100	0	25.7	LF	6	15' 00"	90	0	28.5	605a	600a	130a	1245a																	
Sunday		05-Sep-10		Sunday early morning				Sunday morning				Sunday afternoon				Sunday early evening				Sunday late evening																																
95 York Mills Stn – Kingston Rd	42.82	LF	10	11' 00"	105	5	24.5	LF	10	11' 00"	105	5	24.5	LF	11	10' 00"	105	5	24.5	LF	6	17' 30"	101	4	25.4	LF	5	18' 00"	90	0	28.5	736a	830a	122a	1250a																	
321 YORK MILLS		Mal																																																		
Overnight, 7 days a week		02-Aug-09		Monday-Friday overnight				Saturday overnight				Sunday overnight																																								
321 York Mills Stn – Finch via Neilson	48.28	LF	3	30' 00"	90	0	32.2	LF	3	30' 00"	90	0	32.2	LF	3	30' 00"	90	0	32.2																220a	136a	450a	535a														
106 YORK UNIVERSITY		Wil																																																		
Monday to Friday		18-Jun-12		Monday-Friday morning peak period				Monday-Friday midday				Monday-Friday afternoon peak period				Monday-Friday early evening				Monday-Friday late evening																																
106 Downsview Stn – York University	18.07	LF	7	10' 00"	61	9	17.8	LF	5	12' 00"	57	3	19.0	LF	6	11' 00"	61	5	17.8	LF	4	15' 00"	57	3	19.0	LF	3	18' 00"	50	4	21.7	601a	545a	245a	215a																	
Saturday		12-May-12		Saturday early morning				Saturday morning				Saturday afternoon				Saturday early evening				Saturday late evening																																
106 Downsview Stn – York University	18.07	LF	5	12' 00"	55	5	19.7	LF	5	12' 00"	57	3	19.0	LF	5	12' 00"	57	3	19.0	LF	3	15' 00"	45	0	24.1	LF	3	15' 00"	45	0	24.1	600a	600a	245a	215a																	
Sunday		02-Jan-11		Sunday morning				Sunday afternoon				Sunday early evening				Sunday late evening																																				
106 Downsview Stn – York University	18.07	LF	4	15' 00"	50	10	21.7	LF	5	12' 00"	50	10	21.7	LF	3	15' 00"	45	0	24.1	LF	3	15' 00"	45	0	24.1	LF	3	15' 00"	45	0	24.1	915a	845a	145a	1245a																	



SERVICE SUMMARY

June 17 to July 28, 2012

Route	RT dist (km) and date of last change	Veh type	No. of Veh	Service interval	Run time (min)	Term time (min)	Avg spd (km/h)	Veh type	No. of Veh	Service interval	Run time (min)	Term time (min)	Avg spd (km/h)	Veh type	No. of Veh	Service interval	Run time (min)	Term time (min)	Avg spd (km/h)	Veh type	No. of Veh	Service interval	Run time (min)	Term time (min)	Avg spd (km/h)	Veh type	No. of Veh	Service interval	Run time (min)	Term time (min)	Avg spd (km/h)	First dep NB or WB	First dep SB or EB	Last dep NB or WB	Last dep SB or EB		
196 YORK UNIVERSITY ROCKET		Running time increase required for construction of the Toronto-York Spadina Subway expansion on Monday-Friday and Saturday.																																			
Monday to Friday		Monday-Friday morning peak period																																			
196A Downsview Stn – York University Express		13.97	LF	5	9 ' 00 "	38	7	22.1	LF	3	12 ' 00 "	36	0	23.3	LF	5	8 ' 00 "	38	2	22.1	LF	3	12 ' 00 "	36	0	23.3	LF	3	11 ' 00 "	32	1	26.2	635a	634a	103a	121a	
196B Sheppard-Yonge Stn – York University, Express via Downsview Stn		23.49	LF	7	9 ' 00 "	60	3	23.5	LF	5	12 ' 00 "	58	2	24.3	LF	8	8 ' 00 "	59	5	23.9	LF	5	12 ' 00 "	58	2	24.3							700a	628a	1033p	1051p	
Combined/Average				12	4 ' 30 "					8	6 ' 00 "				13	4 ' 00 "					8	6 ' 00 "					3	11 ' 00 "									
Buses operate Southbound on Sentinel before Noon, and Northbound on Sentinel after noon Monday to Friday.																																					
Saturday		Saturday early morning																																			
196A Downsview Stn – York University Express		31-Mar-12	13.32	LF	3	12 ' 00 "	34	2	23.5	LF	3	12 ' 00 "	34	2	23.5	LF	4	10 ' 00 "	36	4	22.2	LF	2	15 ' 00 "	30	0	26.6	LF	2	15 ' 00 "	30	0	26.6	645a	702a	215a	230a
Sunday		Sunday morning																																			
196A Downsview Stn – York University Express		02-Jan-11	13.32							LF	2	15 ' 00 "	30	0	26.6	LF	2	15 ' 00 "	30	0	26.6	LF	2	15 ' 00 "	30	0	26.6	LF	2	15 ' 00 "	30	0	26.6	900a	845a	100a	115a



Summary of vehicles and trains in service

	MONDAY-FRIDAY						SATURDAY						SUNDAY					
	Morning	Midday	After-noon	Early Evening	Late Evening	Over-night	Early Morning	Morning	After-noon	Early Evening	Late Evening	Over-night	Early Morning	Morning	After-noon	Early Evening	Late Evening	Over-night
BUSES																		
Arrow Road Garage																		
12m lift-equipped buses	55	41	55	34	19	0	22	36	36	28	20	0	14	29	29	20	9	0
12m low-floor buses	170	101	160	92	56	9	63	104	107	87	48	9	42	82	83	66	42	9
Total, Arrow Road Garage	225	142	215	126	75	9	85	140	143	115	68	9	56	111	112	86	51	9
Birchmount Garage																		
12m low-floor buses	160	109	159	102	63	10	79	103	105	81	54	8	65	89	90	62	48	6
Total, Birchmount Garage	160	109	159	102	63	10	79	103	105	81	54	8	65	89	90	62	48	6
Eglinton Garage																		
12m low-floor buses	222	120	212	114	66	7	72	113	113	79	47	8	65	92	92	63	46	7
Total, Eglinton Garage	222	120	212	114	66	7	72	113	113	79	47	8	65	92	92	63	46	7
Malvern Garage																		
12m lift-equipped buses	123	50	106	54	33	1	26	49	49	34	17	1	29	41	41	25	21	1
12m low-floor buses	99	67	97	72	45	4	53	69	69	52	35	4	38	57	57	41	28	4
Total, Malvern Garage	222	117	203	126	78	5	79	118	118	86	52	5	67	98	98	66	49	5
Mount Dennis Garage																		
12m low-floor buses	220	131	197	121	82	7	91	142	142	98	69	5	76	116	116	78	53	5
Total, Mount Dennis	220	131	197	121	82	7	91	142	142	98	69	5	76	116	116	78	53	5
Queensway Garage																		
12m low-floor buses	119	81	119	67	44	3	54	73	75	56	36	3	42	58	61	48	32	3
Total, Queensway Garage	119	81	119	67	44	3	54	73	75	56	36	3	42	58	61	48	32	3
Wilson Garage																		
12m lift-equipped buses	59	43	57	36	24	0	28	47	50	28	16	0	12	38	38	15	12	0
12m low-floor buses	160	101	153	84	54	6	67	77	77	62	44	5	61	73	73	56	36	8
Total, Wilson Garage	219	144	210	120	78	6	95	124	127	90	60	5	73	111	111	71	48	8
Total, BUSES																		
12m lift-equipped buses	237	134	218	124	76	1	76	132	135	90	53	1	55	108	108	60	42	1
12m low-floor buses	1150	710	1097	652	410	46	479	681	688	515	333	42	389	567	572	414	285	42
Total, all buses	1387	844	1315	776	486	47	555	813	823	605	386	43	444	675	680	474	327	43

Notes:

SERVICE OUTSIDE TORONTO

Service is operated outside Toronto on the following routes:
160 BATHURST NORTH, 17 BIRCHMOUNT, 105 DUFFERIN NORTH, 37 ISLINGTON, 35 JANE, 107 KEELE NORTH, 58 MALTON, 102 MARKHAM RD, 129 MCCOWAN NORTH, 24 VICTORIA PARK, 224 VICTORIA PARK NORTH, 68 WARDEN and 165 WESTON RD NORTH.

Vehicle numbers include vehicles required for City and/or TTC construction.

	MONDAY-FRIDAY						SATURDAY						SUNDAY					
	Morning	Midday	After-noon	Early Evening	Late Evening	Over-night	Early Morning	Morning	After-noon	Early Evening	Late Evening	Over-night	Early Morning	Morning	After-noon	Early Evening	Late Evening	Over-night
STREETCARS																		
Roncesvalles Carhouse																		
CLRVs	76	58	77	51	34	2	34	56	56	36	29	2	20	34	34	24	19	2
ALRVs	21	12	18	16	11	3	10	16	16	12	9	2	13	23	23	18	17	2
Total, Roncesvalles Carhouse	97	70	95	67	45	5	44	72	72	48	38	4	33	57	57	42	36	4
Russell Carhouse																		
CLRVs	68	49	61	39	24	1	27	46	46	32	27	1	19	40	40	27	22	1
ALRVs	13	10	13	9	5	1	6	13	13	10	6	1	6	9	9	5	5	1
Total, Russell Carhouse	81	59	74	48	29	2	33	59	59	42	33	2	25	49	49	32	27	2
Total, STREETCARS																		
CLRVs	144	107	138	90	58	3	61	102	102	68	56	3	39	74	74	51	41	3
ALRVs	34	22	31	25	16	4	16	29	29	22	15	3	19	32	32	23	22	3
Total, all streetcars	178	129	169	115	74	7	77	131	131	90	71	6	58	106	106	74	63	6
SUBWAY																		
Wilson Carhouse																		
4-car subway trains	4	4	4	4	4	0	4	4	4	4	4	0	0	4	4	4	4	0
6-car subway trains	46	30	48	30	23	0	23	28	28	23	23	0	0	25	25	23	23	0
Greenwood Carhouse																		
6-car subway trains	38	27	35	25	20	0	20	20	21	20	20	0	0	20	20	20	20	0
Total, SUBWAY TRAINS																		
4-car subway trains	4	4	4	4	4	0	4	4	4	4	4	0	0	4	4	4	4	0
6-car subway trains	84	57	83	55	43	0	43	48	49	43	43	0	0	45	45	43	43	0
Total, all subway trains	88	61	87	59	47	0	47	52	53	47	47	0	0	49	49	47	47	0
McCowan Carhouse																		
4-car RT trains	6	4	6	4	4	0	4	4	4	4	4	0	0	4	4	4	4	0

ARTICULATED STREETCARS (ALRVs)

Monday to Friday ALRVs are used on 501 QUEEN, some morning peak-period runs on 504 KING
On Saturdays ALRVs are used on 501 QUEEN
On Sundays ALRVs are used on 501 QUEEN and, from May to August, on 511 BATHURST.

Alphabetical list of routes, with route direction and operating division

BUSES ☺

192 Airport Rocket	NS	Qsy
117 Alness	NS	Wil
99 Arrow Rd	NS	Arw
5 Avenue Rd	NS	Wil
61 Avenue Rd North	NS	Wil
7 Bathurst ☿	NS	Wil
160 Bathurst North ☿	NS	Wil
310 Bathurst ☿	NS	Wil
6 Bay	NS	MtD
11 Bayview	NS	Wil
9 Bellamy	NS	Bir
17 Birchmount	NS	Bir
49 Bloor West	EW	Qsy
300 Bloor-Danforth	EW	B/E/MtD/Q
21 Brimley	NS	Mal
8 Broadview	NS	Bir
50 Burnhamthorpe	EW	Qsy
120 Calvington	EW	Arw
126 Christie	NS	MtD
20 Cliffside	EW	Bir
87 Cosburn	EW	Bir
22 Coxwell	NS	Bir
322 Coxwell	NS	Bir
42 Cummer	EW	Wil
113 Danforth	EW	Bir
302 Danforth Rd-McCowan	NS	Bir
127 Davenport	EW	MtD
28 Davisville	EW	Wil
23 Dawes	NS	Bir
25 Don Mills	NS	Egl
303 Don Mills	NS	Egl
108 Downsview	EW	Arw
101 Downsview Park ☼	EW	Arw
142 Downtown/Avenue Rd Express	NS	Wil
143 Downtown/Beach Express	EW	Bir
144 Downtown/Don Valley Express	NS	Egl
145 Downtown/Humber Bay Express	NS	Qsy
141 Downtown/Mt Pleasant Express	NS	MtD
125 Drewry	EW	Wil
29 Dufferin ☿ †	NS	Wil
329 Dufferin ☿	NS	MtD/Wil
105 Dufferin North	NS	Wil
26 Dupont	EW	Qsy
111 East Mall	NS	Qsy
404 East York Community Bus	EW	W-T
34 Eglinton East	EW	Egl
305 Eglinton East	EW	Egl
32 Eglinton West	EW	MtD
307 Eglinton West	EW	MtD
405 Etobicoke Community Bus	EW	W-T
15 Evans	EW	Qsy
193 Exhibition Rocket ☼	NS	Wil

104 Faywood	NS	Wil
39 Finch East †	EW	Mal
308 Finch East	EW	Arw/Mal
36 Finch West ☿	EW	Arw
309 Finch West ☿	EW	Arw/Mal
139 Finch-Don Mills †	NS	Mal
199 Finch Rocket †	EW	Mal
100 Flemingdon Park	NS	Egl
33 Forest Hill	NS	Wil
135 Gerrard	EW	Bir
14 Glencairn	EW	Wil
122 Graydon Hall	EW	Wil
31 Greenwood	NS	Bir
38 Highland Creek	EW	Mal
191 Highway 27 Rocket	NS	Arw
169 Huntingwood	EW	Egl
37 Islington	NS	Arw
311 Islington	NS	Arw
110 Islington South	NS	Qsy
35 Jane ☿	NS	Arw
313 Jane ☿	NS	Arw
83 Jones	NS	Bir
40 Junction	EW	MtD
41 Keele	NS	MtD
107 Keele North †	NS	Wil
43 Kennedy	NS	Egl
12 Kingston Rd	EW	Bir
45 Kipling	NS	Qsy
44 Kipling South	NS	Qsy
30 Lambton	EW	Qsy
47 Lansdowne	NS	MtD
54 Lawrence East	EW	Egl
354 Lawrence East	EW	Egl
400 Lawrence Manor Community Bus	EW	W-T
52 Lawrence West	EW	MtD
352 Lawrence West	EW	MtD
162 Lawrence-Donway	EW	Wil
56 Leaside	NS	Wil
51 Leslie	NS	Wil
64 Main	NS	Bir
58 Malton	EW	MtD
59 Maple Leaf	EW	MtD
102 Markham Rd	NS	Bir
46 Martin Grove	NS	Arw
16 McCowan	NS	Bir
129 McCowan North	NS	Mal
130 Middlefield †	NS	Mal
57 Midland	NS	Bir
132 Milner	EW	Mal
116 Morningside	EW	Egl
62 Mortimer	EW	Bir
171 Mt Dennis	NS	MtD

74 Mt Pleasant	NS	Wil
103 Mt Pleasant North	NS	Wil
133 Neilson	NS	Mal
131 Nugget †	EW	Mal
70 O'Connor	EW	Egl
63 Ossington	NS	MtD
316 Ossington	NS	MtD/Wil
72 Pape	NS	Bir
402 Parkdale Community Bus	NS	W-T
65 Parliament	NS	Bir
67 Pharmacy	NS	Egl
167 Pharmacy North	NS	Bir
66 Prince Edward	NS	Qsy
134 Progress	NS	Mal
80 Queensway	EW	Qsy
109 Ranee	NS	Wil
48 Rathburn	EW	Qsy
161 Rogers Rd	EW	MtD
82 Rosedale	EW	Wil
73 Royal York	NS	Qsy
76 Royal York South	NS	Qsy
71 Runnymede	NS	MtD
86 Scarborough	EW	Egl
190 Scarborough Centre Rocket †	EW	Mal
79 Scarlett Rd	NS	MtD
85 Sheppard East	EW	Mal
385 Sheppard East	EW	Mal
84 Sheppard West	EW	Arw
75 Sherbourne ☿	NS	Wil
123 Shorncliffe	NS	Qsy
115 Silver Hills	EW	Wil
403 South Don Mills Community Bus	NS	W-T
88 South Leaside	EW	Wil
78 St Andrews	EW	Wil
312 St Clair	EW	Arw
53 Steeles East †	EW	Mal
353 Steeles East †	EW	Mal
60 Steeles West	EW	Arw
124 Sunnybrook	EW	Wil
77 Swansea	NS	MtD
168 Symington	NS	MtD
81 Thorncliffe Park	NS	Bir
407 Toronto Rehab Centre Comm Link	EW	W-T
10 Van Horne	EW	Egl
90 Vaughan	NS	MtD
24 Victoria Park	NS	Bir
324 Victoria Park	NS	Bir
224 Victoria Park North	NS	Egl
68 Warden	NS	Egl
69 Warden South	NS	Bir
55 Warren Park	NS	MtD
94 Wellesley	EW	MtD

112 West Mall	NS	Qsy
89 Weston	NS	MtD
165 Weston Rd North †	EW	Arw
98 Willowdale-Senlac	EW	Wil
96 Wilson †	EW	Arw
319 Wilson	EW	Arw
91 Woodbine	NS	Bir
92 Woodbine South	NS	Bir
97 Yonge	NS	Wil
320 Yonge	NS	Egl/Wil/MtD
95 York Mills	EW	Mal/Wil
321 York Mills	EW	Mal
106 York University	NS	Wil
196 York University Rocket	NS	Wil

STREETCARS

511 Bathurst ☿	NS	Ron
506 Carlton ☿	EW	Ron/Rus
306 Carlton ☿	EW	Ron/Rus
502 Downtowner ☿	EW	Rus
505 Dundas ☿	EW	Ron/Rus
509 Harbourfront ☿	EW	Ron
504 King ☿	EW	Ron/Rus
503 Kingston Rd ☿	EW	Rus
508 Lake Shore ☿	EW	Ron
501 Queen ☿	EW	Ron/Rus
301 Queen ☿	EW	Ron/Rus
510 Spadina ☿	NS	Rus
512 St Clair ☿	EW	Ron

RAPID TRANSIT ☺

1 Yonge-University-Spadina Subway	NS	WilSub
2 Bloor-Danforth Subway	EW	DanSub
3 Scarborough RT	NS	DanSub
4 Sheppard Subway	EW	WilSub

- ☿ — Transit-priority traffic signals on route
- † — Accessible service using lift-equipped buses
- ☼ — Seasonal, special-event, or temporary construction service

☺ All bus routes are accessible, and use low-floor buses unless otherwise indicated
 ☼ 164 of 170 bus routes are bike rack equipped (all bus routes numbered 5 to 385)

Numerical list of routes, with route direction and operating division

BUSES &

5 Avenue Rd.....	NS.....	Wil
6 Bay.....	NS.....	MtD
7 Bathurst ☼.....	NS.....	Wil
8 Broadview.....	NS.....	Bir
9 Bellamy.....	NS.....	Bir
10 Van Horne.....	EW.....	Egl
11 Bayview.....	NS.....	Wil
12 Kingston Rd.....	EW.....	Bir
14 Glencairn.....	EW.....	Wil
15 Evans.....	EW.....	Qsy
16 McCowan.....	NS.....	Bir
17 Birchmount.....	NS.....	Bir
20 Cliffside.....	EW.....	Bir
21 Brimley.....	NS.....	Mal
22 Coxwell.....	NS.....	Bir
23 Dawes.....	NS.....	Bir
24 Victoria Park.....	NS.....	Bir
25 Don Mills.....	NS.....	Egl
26 Dupont.....	EW.....	Qsy
28 Davisville.....	EW.....	Wil
29 Dufferin ☼ †.....	NS.....	Wil
30 Lambton.....	EW.....	Qsy
31 Greenwood.....	NS.....	Bir
32 Eglinton West.....	EW.....	MtD
33 Forest Hill.....	NS.....	Wil
34 Eglinton East.....	EW.....	Egl
35 Jane ☼.....	NS.....	Arw
36 Finch West ☼.....	EW.....	Arw
37 Islington.....	NS.....	Arw
38 Highland Creek.....	EW.....	Mal
39 Finch East †.....	EW.....	Mal
40 Junction.....	EW.....	MtD
41 Keele.....	NS.....	MtD
42 Cummer.....	EW.....	Wil
43 Kennedy.....	NS.....	Egl
44 Kipling South.....	NS.....	Qsy
45 Kipling.....	NS.....	Qsy
46 Martin Grove.....	NS.....	Arw
47 Lansdowne.....	NS.....	MtD
48 Rathburn.....	EW.....	Qsy
49 Bloor West.....	EW.....	Qsy
50 Burnhamthorpe.....	EW.....	Qsy
51 Leslie.....	NS.....	Wil
52 Lawrence West.....	EW.....	MtD
53 Steeles East †.....	EW.....	Mal
54 Lawrence East.....	EW.....	Egl
55 Warren Park.....	NS.....	MtD
56 Leaside.....	NS.....	Wil
57 Midland.....	NS.....	Bir
58 Malton.....	EW.....	MtD

59 Maple Leaf.....	EW.....	MtD
60 Steeles West.....	EW.....	Arw
61 Avenue Rd North.....	NS.....	Wil
62 Mortimer.....	EW.....	Bir
63 Ossington.....	NS.....	MtD
64 Main.....	NS.....	Bir
65 Parliament.....	NS.....	Bir
66 Prince Edward.....	NS.....	Qsy
67 Pharmacy.....	NS.....	Egl
68 Warden.....	NS.....	Egl
69 Warden South.....	NS.....	Bir
70 O'Connor.....	EW.....	Egl
71 Runnymede.....	NS.....	MtD
72 Pape.....	NS.....	Bir
73 Royal York.....	NS.....	Qsy
74 Mt Pleasant.....	NS.....	Wil
75 Sherbourne ☼.....	NS.....	Wil
76 Royal York South.....	NS.....	Qsy
77 Swansea.....	NS.....	MtD
78 St Andrews.....	EW.....	Wil
79 Scarlett Rd.....	NS.....	MtD
80 Queensway.....	EW.....	Qsy
81 Thorncliffe Park.....	NS.....	Bir
82 Rosedale.....	EW.....	Wil
83 Jones.....	NS.....	Bir
84 Sheppard West.....	EW.....	Arw
85 Sheppard East.....	EW.....	Mal
86 Scarborough.....	EW.....	Egl
87 Cosburn.....	EW.....	Bir
88 South Leaside.....	EW.....	Wil
89 Weston.....	NS.....	MtD
90 Vaughan.....	NS.....	MtD
91 Woodbine.....	NS.....	Bir
92 Woodbine South.....	NS.....	Bir
94 Wellesley.....	EW.....	MtD
95 York Mills.....	EW.....	Mal/Wil
96 Wilson †.....	EW.....	Arw
97 Yonge.....	NS.....	Wil
98 Willowdale-Senlac.....	EW.....	Wil
99 Arrow Rd.....	NS.....	Arw
100 Flemingdon Park.....	NS.....	Egl
101 Downsview Park ☼.....	EW.....	Arw
102 Markham Rd.....	NS.....	Bir
103 Mt Pleasant North.....	NS.....	Wil
104 Faywood.....	NS.....	Wil
105 Dufferin North.....	NS.....	Wil
106 York University.....	NS.....	Wil
107 Keele North †.....	NS.....	Wil
108 Downsview.....	EW.....	Arw
109 Ranee.....	NS.....	Wil
110 Islington South.....	NS.....	Qsy

111 East Mall.....	NS.....	Qsy
112 West Mall.....	NS.....	Qsy
113 Danforth.....	EW.....	Bir
115 Silver Hills.....	EW.....	Wil
116 Morningside.....	EW.....	Egl
117 Alness.....	NS.....	Wil
120 Calvington.....	EW.....	Arw
122 Graydon Hall.....	EW.....	Wil
123 Shorncliffe.....	NS.....	Qsy
124 Sunnybrook.....	EW.....	Wil
125 Drewry.....	EW.....	Wil
126 Christie.....	NS.....	MtD
127 Davenport.....	EW.....	MtD
129 McCowan North.....	NS.....	Mal
130 Middlefield †.....	NS.....	Mal
131 Nugget †.....	EW.....	Mal
132 Milner.....	EW.....	Mal
133 Neilson.....	NS.....	Mal
134 Progress.....	NS.....	Mal
135 Gerrard.....	EW.....	Bir
139 Finch-Don Mills †.....	EW.....	Mal
141 Downtown/Mt Pleasant Express.....	NS.....	MtD
142 Downtown/Avenue Rd Express.....	NS.....	Wil
143 Downtown/Beach Express.....	EW.....	Bir
144 Downtown/Don Valley Express.....	NS.....	Egl
145 Downtown/Humber Bay Express.....	NS.....	Qsy
160 Bathurst North ☼.....	NS.....	Wil
161 Rogers Rd.....	EW.....	MtD
162 Lawrence-Donway.....	EW.....	Wil
165 Weston Rd North †.....	EW.....	Arw
167 Pharmacy North.....	NS.....	Bir
168 Symington.....	NS.....	MtD
169 Huntingwood.....	EW.....	Egl
171 Mt Dennis.....	NS.....	MtD
190 Scarborough Centre Rocket †.....	EW.....	Mal
191 Highway 27 Rocket.....	NS.....	Arw
192 Airport Rocket.....	NS.....	Qsy
193 Exhibition Rocket ☼.....	NS.....	Wil
196 York University Rocket.....	NS.....	Wil
199 Finch Rocket †.....	EW.....	Mal
224 Victoria Park North.....	NS.....	Egl
300 Bloor-Danforth.....	EW..	B/E/MtD/Q
302 Danforth Rd-McCowan.....	NS.....	Bir
303 Don Mills.....	NS.....	Egl
305 Eglinton East.....	EW.....	Egl
307 Eglinton West.....	EW.....	MtD
308 Finch East.....	EW.....	Arw/Mal
309 Finch West ☼.....	EW.....	Arw/Mal
310 Bathurst ☼.....	NS.....	Wil
311 Islington.....	NS.....	Arw
312 St Clair.....	EW.....	Arw

313 Jane ☼.....	NS.....	Arw
316 Ossington.....	NS.....	MtD/Wil
319 Wilson.....	EW.....	Arw
320 Yonge.....	NS.....	Egl/Wil/MtD
321 York Mills.....	EW.....	Mal
322 Coxwell.....	NS.....	Bir
324 Victoria Park.....	NS.....	Bir
329 Dufferin ☼.....	NS.....	MtD/Wil
352 Lawrence West.....	EW.....	MtD
353 Steeles East †.....	EW.....	Mal
354 Lawrence East.....	EW.....	Egl
385 Sheppard East.....	EW.....	Mal
400 Lawrence Manor Community Bus.....	EW.....	W-T
402 Parkdale Community Bus.....	NS.....	W-T
403 South Don Mills Community Bus.....	NS.....	W-T
404 East York Community Bus.....	EW.....	W-T
405 Etobicoke Community Bus.....	EW.....	W-T
407 Toronto Rehab Centre Comm Link.....	EW.....	W-T

STREETCARS

301 Queen ☼.....	EW.....	Ron/Rus
306 Carlton ☼.....	EW.....	Ron/Rus
501 Queen ☼.....	EW.....	Ron/Rus
502 Downtowner ☼.....	EW.....	Rus
503 Kingston Rd ☼.....	EW.....	Rus
504 King ☼.....	EW.....	Ron/Rus
505 Dundas ☼.....	EW.....	Ron/Rus
506 Carlton ☼.....	EW.....	Ron/Rus
508 Lake Shore ☼.....	EW.....	Ron
509 Harbourfront ☼.....	EW.....	Ron
510 Spadina ☼.....	NS.....	Rus
511 Bathurst ☼.....	NS.....	Ron
512 St Clair ☼.....	EW.....	Ron

RAPID TRANSIT &

1 Yonge-University-Spadina Subway.....	NS.....	WilSub
2 Bloor-Danforth Subway.....	EW.....	DanSub
3 Scarborough RT.....	NS.....	DanSub
4 Sheppard Subway.....	EW.....	WilSub

- ☼ — Transit-priority traffic signals on route
- † — Accessible service using lift-equipped buses
- ☼ — Seasonal, special-event, or temporary construction service

& All bus routes are accessible, and use low-floor buses unless otherwise indicated

🚲 164 of 170 bus routes are bike rack equipped (all bus routes numbered 5 to 385)

List of routes by operating division, January 2012

ARROW ROAD DIVISION ☺ ☺☺ ☺

99 Arrow Rd	NS	Arw
120 Calvington	EW	Arw
108 Downsview	EW	Arw
101 Downsview Park ☼	EW	Arw
36 Finch West ☼	EW	Arw
308 Finch East	EW	Arw/Mal
309 Finch West ☼	EW	Arw/Mal
191 Highway 27 Rocket	NS	Arw
37 Islington	NS	Arw
311 Islington	NS	Arw
35 Jane ☼	NS	Arw
313 Jane ☼	NS	Arw
46 Martin Grove	NS	Arw
84 Sheppard West	EW	Arw
312 St Clair	EW	Arw
60 Steeles West	EW	Arw
165 Weston Rd North †	EW	Arw
96 Wilson †	EW	Arw
319 Wilson	EW	Arw

BIRCHMOUNT DIVISION ☺ ☺

9 Bellamy	NS	Bir
17 Birchmount	NS	Bir
300 Bloor-Danforth	EW	B/E/MtD/Q
8 Broadview	NS	Bir
20 Cliffside	EW	Bir
87 Cosburn	EW	Bir
22 Coxwell	NS	Bir
322 Coxwell	NS	Bir
113 Danforth	EW	Bir
302 Danforth Rd-McCowan	NS	Bir
23 Dawes	NS	Bir
143 Downtown/Beach Express	EW	Bir
135 Gerrard	EW	Bir
31 Greenwood	NS	Bir
83 Jones	NS	Bir
12 Kingston Rd	EW	Bir
64 Main	NS	Bir
102 Markham Rd	NS	Bir
16 McCowan	NS	Bir
57 Midland	NS	Bir
62 Mortimer	EW	Bir
72 Pape	NS	Bir
65 Parliament	NS	Bir
167 Pharmacy North	NS	Bir
81 Thorncliffe Park	NS	Bir
24 Victoria Park	NS	Bir
324 Victoria Park	NS	Bir
69 Warden South	NS	Bir
91 Woodbine	NS	Bir
92 Woodbine South	NS	Bir

DANFORTH DIVISION ☺

2 Bloor-Danforth Subway	EW	DanSub
3 Scarborough RT	NS	DanSub

EGLINTON DIVISION ☺ ☺

300 Bloor-Danforth	EW	B/E/MtD/Q
25 Don Mills	NS	Egl
303 Don Mills	NS	Egl
144 Downtown/Don Valley Express	NS	Egl
34 Eglinton East	EW	Egl
305 Eglinton East	EW	Egl
100 Flemingdon Park	NS	Egl
169 Huntingwood	EW	Egl
43 Kennedy	NS	Egl
54 Lawrence East	EW	Egl
354 Lawrence East	EW	Egl
116 Morningside	EW	Egl
70 O'Connor	EW	Egl
67 Pharmacy	NS	Egl
86 Scarborough	EW	Egl
10 Van Horne	EW	Egl
224 Victoria Park North	NS	Egl
68 Warden	NS	Egl
320 Yonge	NS	Egl/Wil/MtD

MALVERN DIVISION ☺ ☺☺ ☺

21 Brimley	NS	Mal
39 Finch East †	EW	Mal
308 Finch East	EW	Arw/Mal
309 Finch West ☼	EW	Arw/Mal
139 Finch-Don Mills †	EW	Mal
38 Highland Creek	EW	Mal
129 McCowan North	NS	Mal
130 Middlefield †	NS	Mal
132 Milner	EW	Mal
133 Neilson	NS	Mal
131 Nugget †	EW	Mal
134 Progress	NS	Mal
190 Scarborough Centre Rocket †	EW	Mal
199 Finch Rocket †	EW	Mal
85 Sheppard East	EW	Mal
385 Sheppard East	EW	Mal
53 Steeles East †	EW	Mal
353 Steeles East †	EW	Mal
95 York Mills	EW	Mal/Wil
321 York Mills	EW	Mal

MOUNT DENNIS DIVISION ☺ ☺

6 Bay	NS	MtD
300 Bloor-Danforth	EW	B/E/MtD/Q
126 Christie	NS	MtD
127 Davenport	EW	MtD
141 Downtown/Mt Pleasant Express	NS	MtD
329 Dufferin ☼	NS	MtD/Wil
32 Eglinton West	EW	MtD
307 Eglinton West	EW	MtD
40 Junction	EW	MtD
41 Keele	NS	MtD
47 Lansdowne	NS	MtD
52 Lawrence West	EW	MtD

352 Lawrence West	EW	MtD
58 Malton	EW	MtD
59 Maple Leaf	EW	MtD
171 Mt Dennis	NS	MtD
63 Ossington	NS	MtD
316 Ossington	NS	MtD/Wil
161 Rogers Rd	EW	MtD
71 Runnymede	NS	MtD
79 Scarlett Rd	NS	MtD
77 Swansea	NS	MtD
168 Symington	NS	MtD
90 Vaughan	NS	MtD
55 Warren Park	NS	MtD
94 Wellesley	EW	MtD
89 Weston	NS	MtD
320 Yonge	NS	Egl/Wil/MtD

QUEENSWAY DIVISION ☺ ☺

192 Airport Rocket	NS	Qsy
49 Bloor West	EW	Qsy
300 Bloor-Danforth	EW	B/E/MtD/Q
50 Burnhamthorpe	EW	Qsy
145 Downtown/Humber Bay Express	NS	Qsy
26 Dupont	EW	Qsy
111 East Mall	NS	Qsy
15 Evans	EW	Qsy
110 Islington South	NS	Qsy
44 Kipling South	NS	Qsy
45 Kipling	NS	Qsy
30 Lambton	EW	Qsy
66 Prince Edward	NS	Qsy
80 Queensway	EW	Qsy
48 Rathburn	EW	Qsy
73 Royal York	NS	Qsy
76 Royal York South	NS	Qsy
123 Shorncliffe	NS	Qsy
112 West Mall	NS	Qsy

RONCESVALLES DIVISION

511 Bathurst ☼	NS	Ron
506 Carlton ☼	EW	Ron/Rus
306 Carlton ☼	EW	Ron/Rus
505 Dundas ☼	EW	Ron/Rus
509 Harbourfront ☼	EW	Ron
504 King ☼	EW	Ron/Rus
508 Lake Shore ☼	EW	Ron
501 Queen ☼	EW	Ron/Rus
301 Queen ☼	EW	Ron/Rus
512 St Clair ☼	EW	Ron

RUSSELL DIVISION

506 Carlton ☼	EW	Ron/Rus
306 Carlton ☼	EW	Ron/Rus
502 Downtowner ☼	EW	Rus
505 Dundas ☼	EW	Ron/Rus
504 King ☼	EW	Ron/Rus
503 Kingston Rd ☼	EW	Rus

501 Queen ☼	EW	Ron/Rus
301 Queen ☼	EW	Ron/Rus
510 Spadina ☼	NS	Rus

WILSON DIVISION — BUS ☺ ☺☺ ☺

117 Alness	NS	Wil
5 Avenue Rd	NS	Wil
61 Avenue Rd North	NS	Wil
7 Bathurst ☼	NS	Wil
160 Bathurst North ☼	NS	Wil
310 Bathurst ☼	NS	Wil
11 Bayview	NS	Wil
42 Cummer	EW	Wil
28 Davisville	EW	Wil
142 Downtown/Avenue Rd Express	NS	Wil
125 Drewry	EW	Wil
29 Dufferin ☼ †	NS	Wil
105 Dufferin North	NS	Wil
329 Dufferin ☼	NS	MtD/Wil
193 Exhibition Rocket ☼	NS	Wil
104 Faywood	NS	Wil
33 Forest Hill	NS	Wil
14 Glencairn	EW	Wil
122 Graydon Hall	EW	Wil
107 Keele North †	NS	Wil
162 Lawrence-Donway	EW	Wil
56 Leaside	NS	Wil
51 Leslie	NS	Wil
74 Mt Pleasant	NS	Wil
103 Mt Pleasant North	NS	Wil
316 Ossington	NS	MtD/Wil
109 Ranee	NS	Wil
82 Rosedale	EW	Wil
75 Sherbourne ☼	NS	Wil
115 Silver Hills	EW	Wil
88 South Leaside	EW	Wil
78 St Andrews	EW	Wil
124 Sunnybrook	EW	Wil
98 Willowdale-Senlac	EW	Wil
97 Yonge	NS	Wil
320 Yonge	NS	Egl/Wil/MtD
95 York Mills	EW	Mal/Wil
106 York University	NS	Wil
196 York University Rocket	NS	Wil

WILSON DIVISION — SUBWAY ☺



























1 Yonge-University-Spadina Subway	NS	WilSub
4 Sheppard Subway	EW	WilSub

WHEEL-TRANS OPERATIONS ☺












404 East York Community Bus	EW	W-T
400 Lawrence Manor Community Bus	EW	W-T
402 Parkdale Community Bus	NS	W-T
403 South Don Mills Community Bus	NS	W-T
405 Etobicoke Community Bus	EW	W-T
407 Toronto Rehab Centre Comm Link	EW	W-T

















List of rapid transit stations, with connecting routes

1 YONGE-UNIVERSITY-SPADINA SUBWAY

Finch  & 	36, 39, 42, 53, 60, 97, 125, 199, GO buses, York Region Transit, VIVA, Brampton Transit
North York Centre  & 	97, GO buses
Sheppard-Yonge  & 	4, 84, 85, 97, 98, 196, GO buses
York Mills  & 	78, 95, 96, 97, 115, 122, 165, GO buses
Lawrence 	52, 97, 124, 162
Eglinton  & 	5, 32, 34, 51, 54, 56, 61, 97, 100, 103
Davisville  & 	11, 14, 28, 97
St Clair  & 	74, 88, 97, 512
Summerhill 	97
Rosedale 	82, 97
Bloor-Yonge  & 	2, 97
Wellesley  & 	94, 97
College 	97, 506
Dundas  & 	97, 505
Queen  & 	97, 141, 142, 143, 144, 501, 502
King	97, 503, 504, 508
Union &	6, 72 ✨, 97, 503, 509, 510, GO trains/buses
St Andrew (King Street)	503, 504, 508
Osgoode (Queen Street) &	141, 142, 143, 144, 501, 502
St Patrick (Dundas Street)	142, 505
Queen's Park (College Street) &	5, 142, 506
Museum	5, 94, 142
St George &	2, 26
Spadina *	2, 127, 510
Dupont	26, 127
St Clair West	7, 33, 90, 126, 512
Eglinton West &	32, 63, 109
Glencairn	14
Lawrence West &	52, 58, 59, 109, 400
Yorkdale	47, 109, GO buses, York Region Transit
Wilson	7, 29, 96, 104, 120, 160, 165
Downsview &	84, 101 ✨, 105, 106, 107, 108, 117, 196, VIVA










2 BLOOR-DANFORTH SUBWAY

Kipling  & 	30, 44, 45, 46, 49, 111, 112, 123, 191, 192, GO trains
Islington 	37, 50, 110, Mississauga Transit
Royal York 	15, 48, 73, 76
Old Mill 	66
Jane  & 	26, 35, 55
Runnymede  & 	71, 77, 79
High Park 	30
Keele 	41, 80, 89









Dundas West  & 	40, 168, 193 ✨, 504, 505, GO trains
Lansdowne 	47
Dufferin 	29, 402
Ossington 	63, 94, 161
Christie 	126
Bathurst  & 	7, 511
Spadina  & * 	1, 127, 510
St George  & 	1, 26
Bay (Yorkville) 	6
Bloor-Yonge  & 	1, 97
Sherbourne 	75
Castle Frank &	65, 94
Broadview &	8, 62, 87, 100, 504, 505
Chester	
Pape	25, 72, 81
Donlands &	56, 83
Greenwood	31
Coxwell	22, 70
Woodbine	91, 92
Main Street &	20, 23, 62, 64, 87, 113, 135, 506, GO trains
Victoria Park &	12, 24, 67, 404
Warden	9, 16, 17, 68, 69, 70, 102, 135
Kennedy &	3, 12, 20, 21, 34, 43, 57, 86, 113, 116, 131, GO trains



* No level access to 1 YONGE-UNIVERSITY-SPADINA subway platforms at Spadina Stn







3 SCARBOROUGH RT

Kennedy  & 	2, 12, 20, 21, 34, 43, 57, 86, 113, 116, 131, GO trains
Lawrence East  & 	54
Ellesmere 	95
Midland 	57
Scarborough Centre  & 	9, 16, 21, 38, 43, 129, 130, 131, 132, 133, 134, 169, 190, 199, GO buses
McCowan 	9, 134











4 SHEPPARD SUBWAY







Sheppard-Yonge  & 	1, 84, 85, 97, 98, 196, GO buses
Bayview  & 	11, 85
Leslie  & 	51, 85, GO trains
Bessarion  & 	85

Don Mills  & 	10, 24, 25, 85, 139, 167, 169, 190, 224, York Region Transit, VIVA
---	---

510 SPADINA streetcar and 509 HARBOURFRONT streetcar	
Spadina 	2, 127, 510
Queens Quay (Ferry Docks) 	6, 97, 509, 510
Union  & 	1, 6, 72, 97, 503, 509, 510, GO trains/buses
Exhibition  & 	29, 509, 511, GO trains

GO TRAIN STATIONS SERVED BY TTC

Toronto – Union Station  & 	See Union Station
Long Branch 	110, 123, 501, 508, Mississauga Transit
Mimico 	76
Exhibition  & 	29, 509, 511
Danforth  & 	See Main Street Station
Scarborough  & 	9, 12, 16, 20, 102, 113
Eglinton	9, 34, 86, 116
Guildwood &	86, 116
Rouge Hill &	38, 54, 85, Durham Region Transit
Malton &	58, Mississauga Transit
Etobicoke North &	37, 45, Mississauga Transit
Weston &	52, 58, 59, 79, 89
Bloor	See Dundas West Station
Maple &	107, York Region Transit
Rutherford &	107, York Region Transit
York University &	41
Old Cummer &	39, 42, 51
Oriole &	4, 10, 51, 85, 115, 169
Kipling	See Kipling Station
Mount Joy &	102, York Region Transit
Markham &	102, York Region Transit
Centennial &	129, York Region Transit
Milliken &	43, 53, 57, York Region Transit
Agincourt &	43, 57, 85
Kennedy &	See Kennedy Station

-  – Elevators to all levels
-  – Station fully accessible
-   – Level access to southbound platform (obstacles may exist at doors)
-   – Level access from street to accessible buses (obstacles may exist at doors)
- ✨ – Seasonal, special-event, or temporary construction service

Thirty of the TTC's 69 stations are accessible

Toronto Transit Commission
List of transit vehicles

Type	Vehicle number series	Model	Vehicles in service	Garage/ Carhouse	Built	Seats	Length	Track Gauge	Accessible?	Air conditioned?	Fuel/ Propulsion	Manufacturer
Bus	1000-1149	Orion VII	150	Mal, MtD	2006	38	12 m	–	Low floor &	Yes	Diesel-electric	Orion Bus Industries
Bus	1200-1423	Orion VII “Next Gen”	224	Arw, MtD, Wil	2007-2008	36	12 m	–	Low floor &	Yes	Diesel-electric	Daimler Buses North America
Bus	1500-1689	Orion VII “Next Gen”	189	MtD	2008	36	12 m	–	Low floor &	Yes	Diesel-electric	Daimler Buses North America
Bus	1700-1829	Orion VII “Next Gen”	130	Mal, Wil	2009	36	12 m	–	Low floor &	Yes	Diesel-electric	Daimler Buses North America
Bus	7000-7134	Orion V	135	Mal	1996	36	12 m	–	Lift &H	Yes	Diesel	Orion Bus Industries
Bus	7200-7251	RTS	52	Arw	1998	39	12 m	–	Lift &H	Yes	Diesel	Nova Bus
Bus	7300-7350	D40LF	50	Qsy	1998-1999	35	12 m	–	Low floor &	Yes	Diesel	New Flyer Industries
Bus	7400-7882	Orion VII	482	Bir, Egl	2002-2005	38	12 m	–	Low floor &	Yes	Diesel	Orion Bus Industries
Bus	7900-7979	Orion VII	80	Arw	2006	38	12 m	–	Low floor &	Yes	Diesel	Orion Bus Industries
Bus	8000-8099	Orion VII	100	Qsy	2007	38	12 m	–	Low floor &	Yes	Diesel	DaimlerChrysler CBNA
Bus	8100-8219	Orion VII “Next Gen”	120	Bir, Wil	2010	36	12 m	–	Low floor &	Yes	Diesel	Daimler Buses North America
Bus	8300-8334	Orion VII “Next Gen”	35	Wil	2011	36	12 m	–	Low floor &	Yes	Diesel	Daimler Buses North America
Bus	8335-8396	Orion VII “Next Gen”	61 of 62 ²	Wil	2011-2012	36	12 m	–	Low floor &	Yes	Diesel	Daimler Buses North America
Bus	9400-9449	Orion V	50	Wil	1996	37	12 m	–	Lift &H	Yes	Diesel	Orion Bus Industries
Community Bus	9700-9706	Orion II	7	W-T	1991	17	8 m	–	Low floor &	Yes	Diesel	Ontario Bus Industries
Wheel-Trans Bus	9751-9889	ELF	138	W-T	1999-2003	5	7 m	–	Low floor &	Yes	Diesel	Overland Custom Coach
Wheel-Trans Bus	W100-W209	The Friendly Bus	110 ²	W-T	2009-2010	8	8 m	–	Low floor &	Yes	Diesel	American Bus Products Inc.
Streetcar	4000-4199	CLRV L-1, L-2	195	Ron, Rus	1977-1981	42-46	15 m	1495 mm	No	1 of 195	Electric	UTDC/SIG/Hawker Siddeley
Streetcar	4200-4251	ALRV L-3	52	Ron, Rus	1987-1989	61	23 m	1495 mm	No	No	Electric	UTDC/Can Car Rail
Streetcar	–	FLEXITY	0 of 189 ¹	–	2012-2018	70	30 m	1495 mm	Low floor &	Yes	Electric	Bombardier Inc.
Light rail car	–	FLEXITY	0 of 183 ³	–	2013-2020	60	30 m	1435 mm	Low floor &	Yes	Electric	Bombardier Inc.
Rapid transit car	3000-3027	S-1	28	McCowan	1983-1986	30	13 m	1435 mm	Level boarding &	Yes	Electric	UTDC/Metro Canada Ltd.
Subway car	5000-5371	T-1	370	GrnSub/WilSub	1995-2001	66	23 m	1495 mm	Level boarding &	Yes	Electric	Bombardier Inc.
Subway car	5381-6076	Toronto Rocket	420 ²	WilSub	2009-2013	60-68	23 m	1495 mm	Level boarding &	Yes	Electric	Bombardier Inc.
Subway car	5670-5807	H-5	134 ⁴	WilSub	1976-1979	76	23 m	1495 mm	Level boarding &	Yes	Electric	Hawker Siddeley
Subway car	5810-5935	H-6	126	GrnSub	1986-1989	76	23 m	1495 mm	Level boarding &	Yes	Electric	UTDC/Can Car Rail

Updated May 18, 2012. Sources: *Bus Maintenance Department Active Bus Allocation* and *Vehicle Roster Lists – Surface Vehicle Engineering*.

Abbreviations

Arw Arrow Road GrnSub..... Greenwood Subway Qsy..... Queensway WilSub Wilson Subway
 Bir Birchmount Mal Malvern Ron..... Roncesvalles W-T Wheel-Trans
 Egl Eglinton MtD Mount Dennis Rus..... Russell Wil..... Wilson Bus

“Vehicles in service” notes

1. Approved by Commission for future delivery.
2. Deliveries of new vehicles in progress.
3. Ordered by Metrolinx for future delivery.
4. Retirements of these vehicles in progress.