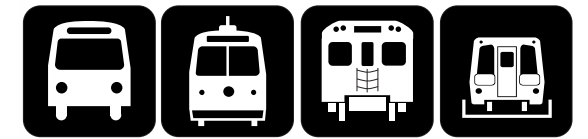




TORONTO TRANSIT COMMISSION



# Service Summary

March 25, 2012  
to  
May 5, 2012

Available Online



## SERVICE SUMMARY – Introduction

This is a summary of all transit service operated by the Toronto Transit Commission for the period indicated. All rapid transit, streetcar, bus, and community bus routes and services are listed. The summary identifies the routes, gives the names and destinations, the garage or carhouse from which the service is operated, the characteristics of the service, and the times of the first and last trips on each route. The headway operated on each route is shown, together with the combined or average headway on the route, if more than one branch is operated. The number and type of vehicles operated on the route are listed, as well as the round-trip driving time, the total terminal time, and the average speed of the route (driving time only, not including terminal time).

The first and last trip times shown are the departure times for the first or last trip which covers the entire branch. In some cases, earlier or later trips are operated which cover only part of the routing, and the times for these trips are not shown.

Additional notes are shown for routes which interline with other routes, which are temporarily operating over different routings, or which are temporarily operating with buses instead of streetcars.

Headways are shown in minutes and seconds. Running times and terminal times are shown in minutes. Distances are shown in kilometres, and speeds are shown in kilometres per hour.

The map on the cover is a current map of the TTC route network for the period covered by this summary.

At the end of the document is a summary of the number of vehicles and trains operated, by time period, a list of all TTC routes (in alphabetical order, in numerical order, and grouped by division), a list of all connections at rapid transit stations, and a list of transit vehicles.

This document is available on the ttc.ca Internet web site at:

[http://www3.ttc.ca/About\\_the\\_TTC/Transit\\_planning.jsp](http://www3.ttc.ca/About_the_TTC/Transit_planning.jsp)

and on the internal TTC Intranet (TTC computers only) at:

<http://home.ttc/serviceplanning/> then "Route and System Information"

### TTC board periods in 2012

January 8 to February 11, 2012

February 12 to March 24, 2012

March 25 to May 5, 2012

May 6 to June 16, 2012

June 17 to July 28, 2012

July 29 to September 1, 2012

September 2 to October 6, 2012

October 7 to November 17, 2012

November 18 to December 22, 2012

December 23, 2012 to January 5, 2013

### Abbreviations

Avg spd..... Average speed (km/h)	NB .....	Northbound
Dep .....	SB .....	Southbound
RT .....	EB .....	Eastbound
Term .....	WB.....	Westbound
Veh type ... Vehicle type	& .....	Accessible service

### Division abbreviations

Arw..... Arrow Road	Mal .....	Malvern	Rus .....	Russell
Bir .....	MtD .....	Mount Dennis	Wil .....	Wilson Bus
DanSub .....	Qsy .....	Queensway	WilSub .....	Wilson Subway
Egl .....	Ron.....	Roncesvalles	W-T .....	Wheel-Trans

### Vehicle abbreviations

6carHT .....	Six-car train of H- or T- or TR-series 23-metre subway cars
4carT.....	Four-car train of T-series 23-metre subway cars
4carS.....	Four-car train of S-series 13-metre Scarborough RT cars
CLRV .....	15-metre high-floor streetcar ( <i>Canadian Light Rail Vehicle</i> )
ALRV .....	Articulated 23-metre high-floor streetcar ( <i>Articulated Light Rail Vehicle</i> )
LF.....	12-metre low-floor accessible bus ( <i>New Flyer D40LF, Orion VII</i> )
Lift .....	12-metre high-floor lift-equipped accessible bus ( <i>Orion V with lift and Nova RTS with lift</i> )
CB .....	8-metre low-floor accessible Community Bus ( <i>Orion II</i> )
WT .....	7- or 8-metre low-floor accessible Wheel-Trans bus ( <i>Elf, Friendly Bus</i> )

### Time period definitions

Service is shown by time period. The approximate times for these periods are listed below. Some variation exists between routes, and these times should be used as a guide only.

MONDAY TO FRIDAY		SATURDAY and SUNDAY	
Morning peak period .....	600a to 900a	Early morning .....	600a to 800a
Midday .....	900a to 300p	Morning .....	800a to 1200noon
Afternoon peak period.....	300p to 700p	Afternoon.....	1200noon to 700p
Early evening .....	700p to 1000p	Early evening .....	700p to 1000p
Late evening .....	1000p to 100a	Late evening .....	1000p to 100a
Overnight.....	200a to 500a	Overnight .....	200a to 500a (900a Sundays)

### Holiday service in 2012

New Year's Day, Sunday, Jan. 1, 2012 .....	Sunday service	Simcoe Day, Monday, August 6 .....	Holiday service
Monday, January 2, 2012 .....	Holiday service	Labour Day, Monday, September 3 .....	Holiday service
Family Day, Monday, February 20.....	Holiday service	Thanksgiving Day, Monday, Oct. 8 .....	Holiday service
Good Friday, Friday, April 6 .....	Holiday service	Christmas Day, Tuesday, Dec. 25 .....	Sunday service
Victoria Day, Monday, May 21 .....	Holiday service	Boxing Day Wednesday, Dec. 26 .....	Holiday service
Canada Day, Sunday, July 1 .....	Sunday service	New Year's Day, Tuesday, Jan. 1, 2013..	Sunday service
Monday, July 2 .....	Holiday service		

"Holiday service" means that routes which operate on Sundays will operate at the same levels of service as on Sundays, but service will start earlier in the morning, at about the same time as on Saturdays.



**TORONTO TRANSIT COMMISSION**

**SERVICE SUMMARY**

March 25 to May 5, 2012

Route	RT dist (km) and date of last change	Veh type	No. of Veh	Service interval	Run time (min)	Term time (min)	Avg spd (km/h)	Veh type	No. of Veh	Service interval	Run time (min)	Term time (min)	Avg spd (km/h)	Veh type	No. of Veh	Service interval	Run time (min)	Term time (min)	Avg spd (km/h)	Veh type	No. of Veh	Service interval	Run time (min)	Term time (min)	Avg spd (km/h)	Veh type	No. of Veh	Service interval	Run time (min)	Term time (min)	Avg spd (km/h)	First dep NB or WB	First dep SB or EB	Last dep NB or WB	Last dep SB or EB		
<b>RAPID TRANSIT SERVICES</b>																																					
<b>2 BLOOR-DANFORTH</b>	DanSub																																				
<b>Monday to Friday</b>	26-Mar-12	Monday-Friday morning peak period							Monday-Friday midday							Monday-Friday afternoon peak period							Monday-Friday early evening							Monday-Friday late evening							
2 Kipling Stn – Kennedy Stn	52.46	6carHT	43	2 ' 21 "	101	0	31.2	6carHT	27	3 ' 50 "	103	0	30.6	6carHT	40	2 ' 31 "	101	0	31.3	6carHT	25	3 ' 58 "	99	0	31.8	6carHT	20	4 ' 52 "	97	0	32.4	543a	541a	131a	131a		
<b>Saturday</b>	19-May-07	Saturday early morning							Saturday morning							Saturday afternoon							Saturday early evening							Saturday late evening							
2 Kipling Stn – Kennedy Stn	52.46	6carHT	20	4 ' 52 "	97	0	32.3	6carHT	20	4 ' 52 "	97	0	32.3	6carHT	21	4 ' 43 "	99	0	31.8	6carHT	20	4 ' 52 "	97	0	32.3	6carHT	20	4 ' 52 "	97	0	32.3	548a	548a	131a	131a		
<b>Sunday</b>	13-May-07	Sunday morning							Sunday afternoon							Sunday early evening							Sunday late evening														
2 Kipling Stn – Kennedy Stn	52.46	6carHT 20 4 ' 52 " 97 0 32.3							6carHT 20 4 ' 52 " 97 0 32.3							6carHT 20 4 ' 52 " 97 0 32.3							6carHT 20 4 ' 52 " 97 0 32.3														
<b>300 BLOOR-DANFORTH</b>	MtD/Bir/Egl/Qsy																																				
<b>Overnight, 7 days a week</b>	12-Feb-12	Monday-Friday overnight							Saturday overnight							Sunday overnight							Sunday morning 600a-900a														
300 West Mall – Warden	50.95	LF	4	30 ' 00 "	120	0	25.5	LF	4	30 ' 00 "	120	0	25.5	LF	4	30 ' 00 "	120	0	25.5	LF	10	12 ' 00 "	120	0	25.5												
300A Pearson Airport – Warden	75.97	LF	5	32 ' 00 "	150	10	30.4	LF	5	30 ' 00 "	150	0	30.4	LF	5	30 ' 00 "	150	0	30.4	LF	13	12 ' 00 "	150	6	30.4												
Combined/Average		9 15 ' 29 "							9 15 ' 00 "							9 15 ' 00 "							23 6 ' 00 "														
<b>3 SCARBOROUGH RT</b>	DanSub																																				
<b>Monday to Friday</b>	06-Sep-11	Monday-Friday morning peak period							Monday-Friday midday							Monday-Friday afternoon peak period							Monday-Friday early evening							Monday-Friday late evening							
3 Kennedy Stn – McCowan Stn	12.81	4carS	6	3 ' 30 "	21	0	36.6	4carS	4	5 ' 30 "	22	0	34.9	4carS	6	3 ' 40 "	22	0	34.9	4carS	4	5 ' 30 "	22	0	34.9	4carS	4	5 ' 30 "	22	0	34.9	545a	601a	120a	135a		
<b>Saturday</b>	10-Sep-11	Saturday early morning							Saturday morning							Saturday afternoon							Saturday early evening							Saturday late evening							
3 Kennedy Stn – McCowan Stn	12.81	4carS	4	5 ' 30 "	22	0	34.9	4carS	4	5 ' 30 "	22	0	34.9	4carS	4	5 ' 30 "	22	0	34.9	4carS	4	5 ' 30 "	22	0	34.9	4carS	4	5 ' 30 "	22	0	34.9	550a	605a	120a	135a		
<b>Sunday</b>	04-Sep-11	Sunday morning							Sunday afternoon							Sunday early evening							Sunday late evening														
3 Kennedy Stn – McCowan Stn	12.81	4carS 4 5 ' 30 " 22 0 34.9							4carS 4 5 ' 30 " 22 0 34.9							4carS 4 5 ' 30 " 22 0 34.9							4carS 4 5 ' 30 " 22 0 34.9							855a 907a 120a 135a McCowan to Kennedy is WB; Kennedy to McCowan is EB							
<b>4 SHEPPARD SUBWAY</b>	WilSub																																				
<b>Monday to Friday</b>	25-Nov-02	Monday-Friday morning peak period							Monday-Friday midday							Monday-Friday afternoon peak period							Monday-Friday early evening							Monday-Friday late evening							
4 Sheppard-Yonge Stn – Don Mills Stn	10.94	4carT	4	5 ' 30 "	22	0	29.8	4carT	4	5 ' 30 "	22	0	29.8	4carT	4	5 ' 30 "	22	0	29.8	4carT	4	5 ' 30 "	22	0	29.8	4carT	4	5 ' 30 "	22	0	29.8	531a	542a	225a	214a		
<b>Saturday</b>	30-Nov-02	Saturday early morning							Saturday morning							Saturday afternoon							Saturday early evening							Saturday late evening							
4 Sheppard-Yonge Stn – Don Mills Stn	10.94	4carT	4	5 ' 30 "	22	0	29.8	4carT	4	5 ' 30 "	22	0	29.8	4carT	4	5 ' 30 "	22	0	29.8	4carT	4	5 ' 30 "	22	0	29.8	4carT	4	5 ' 30 "	22	0	29.8	547a	558a	225a	214a		
<b>Sunday</b>	24-Nov-02	Sunday morning							Sunday afternoon							Sunday early evening							Sunday late evening														
4 Sheppard-Yonge Stn – Don Mills Stn	10.94	4carT 4 5 ' 30 " 22 0 29.8							4carT 4 5 ' 30 " 22 0 29.8							4carT 4 5 ' 30 " 22 0 29.8							4carT 4 5 ' 30 " 22 0 29.8							849a 900a 225a 214a							



**TORONTO TRANSIT COMMISSION**

**SERVICE SUMMARY**

March 25 to May 5, 2012

Route	RT dist (km) and date of last change	Veh type	No. of Veh	Service interval	Run time (min)	Term time (min)	Avg spd (km/h)	Veh type	No. of Veh	Service interval	Run time (min)	Term time (min)	Avg spd (km/h)	Veh type	No. of Veh	Service interval	Run time (min)	Term time (min)	Avg spd (km/h)	Veh type	No. of Veh	Service interval	Run time (min)	Term time (min)	Avg spd (km/h)	First dep NB or WB	First dep SB or EB	Last dep NB or WB	Last dep SB or EB		
																														Temporary late evening closure for tunnel liner replacement, Sunday to Friday. Trains replaced by buses north of Eglinton Station after approximately 12:30 a.m.	
<b>1 YONGE-UNIVERSITY-SPADINA SUBWAY</b>																															
W/ Sub/Egl/Mtd/Wil																															
06-Sep-11																															
Monday-Friday morning peak period																															
Monday-Friday midday																															
Monday-Friday afternoon peak period																															
Monday-Friday early evening																															
Monday-Friday late evening																															
603a 540a 1141p 1215a																															
1 Finch Stn – Downsview Stn 60.45 6carHT 25 4 ' 42 " 118 0 30.9 6carHT 30 3 ' 56 " 118 0 30.7 6carHT 47 2 ' 31 " 118 0 30.7 6carHT 30 3 ' 50 " 115 0 31.6 6carHT 23 4 ' 52 " 112 0 32.4																															
1 Finch Stn – St Clair West Stn 45.06 6carHT 19 4 ' 42 " 89 0 30.3																															
Gap Trains 6carHT 4 Gap Trains																															
<b>2 Gap Train</b>																															
1 Eglinton Stn – Downsview Stn 43.46 6carHT 18 4 ' 52 " 88 0 29.8																															
1 Eglinton Stn – Finch Stn replacement bus 22.49 LF 18 3 ' 00 " 54 0 25.0 1213a 1208a 210a 150a																															
Combined/Average 48 2 ' 21 " 30 3 ' 56 " 49 2 ' 31 " 30 3 ' 50 "																															
<b>Saturday</b> 06-Sep-08																															
Saturday early morning																															
Saturday morning																															
Saturday afternoon																															
Saturday early evening																															
Saturday late evening																															
600a 557a 118a 116a																															
1 Finch Stn – Downsview Stn 60.45 6carHT 23 4 ' 52 " 112 0 32.4 6carHT 28 4 ' 03 " 113 0 32.0 6carHT 28 4 ' 03 " 113 0 32.0 6carHT 23 4 ' 52 " 112 0 32.4 6carHT 23 4 ' 52 " 112 0 32.4																															
<b>Sunday</b> 04-Sep-11																															
Sunday morning																															
Sunday afternoon																															
Sunday early evening																															
Sunday late evening																															
900a 857a 1141p 1215a																															
1 Finch Stn – Downsview Stn 60.45 6carHT 25 4 ' 30 " 113 0 32.2 6carHT 25 4 ' 30 " 113 0 32.2 6carHT 23 4 ' 52 " 112 0 32.4 6carHT 23 4 ' 52 " 112 0 32.4																															
1 Eglinton Stn – Downsview Stn 43.46 6carHT 18 4 ' 52 " 88 0 29.8																															
1 Eglinton Stn – Finch Stn replacement bus 22.49 LF 12 4 ' 30 " 54 0 25.0 1213a 1208a 210a 150a																															
Finch to Downsview is SB; Downsview to Finch is NB																															
<b>320 YONGE</b> Egl/Mtd/Wil																															
07-Sep-10																															
Monday-Friday overnight 130a-330a																															
Monday-Friday overnight 330a-600a																															
320 Queens Quay – Steeles 35.97 LF 13 7 ' 00 " 91 0 23.7 LF 6 15 ' 00 " 90 0 24.0																															
320A Queens Quay – York Mills Stn 23.77 LF 9 7 ' 00 " 63 0 22.6 LF 6 15 ' 00 " 90 0 24.0																															
22 3 ' 30 " 6 15 ' 00 "																															
Additional service operates 500a to 600a																															
11-Sep-10																															
Saturday overnight 130a-330a																															
Saturday overnight 330a-600a																															
320 Queens Quay – Steeles 35.97 LF 10.5 8 ' 40 " 91 0 23.7 LF 6 15 ' 00 " 90 0 24.0																															
320A Queens Quay – York Mills Stn 23.99 LF 7.5 8 ' 40 " 64 1 22.5 LF 6 15 ' 00 " 90 0 24.0																															
18 4 ' 20 " 6 15 ' 00 "																															
Additional service operates 500a to 600a																															
05-Sep-10																															
Sunday overnight 130a-330a																															
Sunday overnight 330a-600a																															
Sunday morning 600a-900a																															
320 Queens Quay – Steeles 35.97 LF 6 15 ' 00 " 90 0 24.0 LF 6 15 ' 00 " 90 0 24.0 LF 3 12 ' 00 " 96 4 22.5																															
320A Queens Quay – York Mills Stn 23.99 LF 6 15 ' 00 " 90 0 24.0 LF 16 4 ' 00 " 64 0 22.5 LF 19 4 ' 00 "																															
6 15 ' 00 " 6 15 ' 00 " 19 4 ' 00 "																															
Every 3rd bus operates as a 320 to Steeles																															



**SERVICE SUMMARY**

March 25 to May 5, 2012

Route	RT dist (km) and date of last change	Veh type	No. of Veh	Service interval	Run time (min)	Term time (min)	Avg spd (km/h)	Veh type	No. of Veh	Service interval	Run time (min)	Term time (min)	Avg spd (km/h)	Veh type	No. of Veh	Service interval	Run time (min)	Term time (min)	Avg spd (km/h)	Veh type	No. of Veh	Service interval	Run time (min)	Term time (min)	Avg spd (km/h)	Veh type	No. of Veh	Service interval	Run time (min)	Term time (min)	Avg spd (km/h)	First dep NB or WB	First dep SB or EB	Last dep NB or WB	Last dep SB or EB			
<b>STREETCAR SERVICES</b>																																						
<b>511 BATHURST</b>	Ron																																					
<b>Monday to Friday</b>	09-Jan-12	Monday-Friday morning peak period							Monday-Friday midday					Monday-Friday afternoon peak period					Monday-Friday early evening					Monday-Friday late evening														
511 Bathurst Stn – Exhibition	9.41	CLRV	10	5' 00"	46	4	12.3	CLRV	10	5' 00"	48	2	11.8	CLRV	11	5' 00"	48	7	11.8	CLRV	6	7' 30"	44	1	12.8	CLRV	5	8' 00"	40	0	14.1	520a	520a	130a	130a			
<b>Saturday</b>	14-Jan-12	Saturday early morning							Saturday morning					Saturday afternoon					Saturday early evening					Saturday late evening														
511 Bathurst Stn – Exhibition	9.41	CLRV	7	6' 00"	42	0	13.4	CLRV	8	6' 15"	46	4	12.3	CLRV	9	5' 40"	46	5	12.3	CLRV	7	7' 00"	43	6	13.1	CLRV	5	8' 00"	40	0	14.1	523a	501a	132a	128a			
<b>Sunday</b>	08-Jan-12	Sunday morning							Sunday afternoon					Sunday early evening					Sunday late evening																			
511 Bathurst Stn – Exhibition	9.41	CLRV 5 9' 30" 45 3 12.5							CLRV 7 7' 00" 45 4 12.5					CLRV 4 10' 00" 40 0 14.1					CLRV 4 10' 00" 40 0 14.1																			
Overnight service on Bathurst Street provided by 310 BATHURST																																						
<b>506 CARLTON</b>	Ron/Rus																																					
<b>Monday to Friday</b>	13-Feb-12	Monday-Friday morning peak period							Monday-Friday midday					Monday-Friday afternoon peak period					Monday-Friday early evening					Monday-Friday late evening														
506 High Park – Main Street Stn	29.63	CLRV	32	3' 45"	117	3	15.2	CLRV	24	5' 00"	120	0	14.8	CLRV	27	4' 40"	123	3	14.5	CLRV	15	8' 00"	117	3	15.2	CLRV	11	10' 00"	106	4	16.8	530a	515a	1207a	100a			
<b>Saturday</b>	18-Feb-12	Saturday early morning							Saturday morning					Saturday afternoon					Saturday early evening					Saturday late evening														
506 High Park – Main Street Stn	29.63	CLRV	14	7' 09"	100	0	17.8	CLRV	16	7' 00"	110	2	16.2	CLRV	19	6' 40"	123	4	14.5	CLRV	13	8' 30"	110	1	16.2	CLRV	11	10' 00"	106	4	16.8	543a	518a	1207a	100a			
<b>Sunday</b>	12-Feb-12	Sunday early morning							Sunday morning					Sunday afternoon					Sunday early evening					Sunday late evening														
506 High Park – Main Street Stn	29.63	CLRV	9	10' 00"	90	0	19.8	CLRV	12	8' 00"	95	1	18.7	CLRV	16	7' 20"	115	2	15.5	CLRV	10	11' 00"	110	0	16.2	CLRV	9	11' 00"	99	0	18.0	530a	533a	1207a	1256a			
<b>306 CARLTON</b>	Ron/Rus																																					
<b>Overnight, 7 days a week</b>	09-Oct-11	Monday-Friday overnight							Saturday overnight					Sunday overnight																								
306 Dundas West Stn – Main Street Stn	29.63	CLRV	3	30' 00"	90	0	19.8	CLRV	3	30' 00"	90	0	19.8	CLRV	3	30' 00"	90	0	19.8																			
<b>502 DOWNTOWNER and 503 KINGSTON RD</b>	Rus																																					
<b>Monday to Friday</b>	06-Sep-11	Monday-Friday morning peak period							Monday-Friday midday					Monday-Friday afternoon peak period																								
502 McCaul – Victoria Park	18.76	CLRV	7	12' 00"	84	0	13.4	CLRV	4	20' 00"	80	0	14.1	CLRV	6	15' 00"	84	6	13.4																			
503 York – Victoria Park	17.94	CLRV	6	12' 00"	72	0	15.0								CLRV	5	15' 00"	72	3	15.0																		
Combined/Average		13 6' 00"							4 20' 00"					11 7' 30"																								
Evening and weekend service on Kingston Road provided by 22 COXWELL. Overnight service on Kingston Road provided by 322 COXWELL.																																						
<b>505 DUNDAS</b>	Ron/Rus																																					
<b>Monday to Friday</b>	13-Feb-12	Monday-Friday morning peak period							Monday-Friday midday					Monday-Friday afternoon peak period					Monday-Friday early evening					Monday-Friday late evening														
505 Dundas West Stn – Broadview Stn	21.47	CLRV	18	5' 30"	94	5	13.7	CLRV	16	6' 30"	96	8	13.4	CLRV	19	5' 40"	100	8	12.9	CLRV	11	8' 00"	83	5	15.5	CLRV	7	12' 00"	78	6	16.5	520a	520a	1253a	1249a			
<b>Saturday</b>	18-Feb-12	Saturday early morning							Saturday morning					Saturday afternoon					Saturday early evening					Saturday late evening														
505 Dundas West Stn – Broadview Stn	21.47	CLRV	9	10' 00"	84	6	15.3	CLRV	16	6' 45"	104	4	12.4	CLRV	21	5' 30"	105	11	12.3	CLRV	8	12' 00"	91	5	14.2	CLRV	6	14' 00"	78	6	16.5	527a	536a	1251a	1251a			
<b>Sunday</b>	12-Feb-12	Sunday early morning							Sunday morning					Sunday afternoon					Sunday early evening					Sunday late evening														
505 Dundas West Stn – Broadview Stn	21.47	CLRV	4	20' 00"	80	0	16.1	CLRV	12	8' 00"	92	4	14.0	CLRV	16	6' 20"	94	8	13.7	CLRV	8	12' 00"	91	5	14.2	CLRV	6	14' 00"	78	6	16.5	530a	530a	1246a	1249a			



TORONTO TRANSIT COMMISSION

SERVICE SUMMARY

March 25 to May 5, 2012

Route	RT dist (km) and date of last change	Veh type	No. of Veh	Service interval	Run time (min)	Term time (min)	Avg spd (km/h)	Veh type	No. of Veh	Service interval	Run time (min)	Term time (min)	Avg spd (km/h)	Veh type	No. of Veh	Service interval	Run time (min)	Term time (min)	Avg spd (km/h)	Veh type	No. of Veh	Service interval	Run time (min)	Term time (min)	Avg spd (km/h)	Veh type	No. of Veh	Service interval	Run time (min)	Term time (min)	Avg spd (km/h)	First dep NB or WB	First dep SB or EB	Last dep NB or WB	Last dep SB or EB																			
<b>509 HARBOURFRONT</b>	Rus	Route operated out of Russell Division due to Roncesvalles Yard track work.																																																				
<b>Monday to Friday</b>	06-Sep-11	Monday-Friday morning peak period						Monday-Friday midday						Monday-Friday afternoon peak period						Monday-Friday early evening						Monday-Friday late evening																												
509 Exhibition – Union Station	9.30	CLRV	7	5 ' 15 "	34	3	16.4	CLRV	5	7 ' 15 "	32	4	17.4	CLRV	8	4 ' 45 "	34	4	16.4	CLRV	5	7 ' 15 "	32	4	17.4	CLRV	3	10 ' 00 "	30	0	18.6	603a	548a	115a	100a																			
<b>Saturday</b>	31-Mar-12	Saturday early morning						Saturday morning						Saturday afternoon						Saturday early evening						Saturday late evening																												
509 Exhibition – Union Station	9.30	CLRV	2	17 ' 00 "	32	2	17.4	CLRV	4	9 ' 00 "	32	4	17.4	CLRV	7	5 ' 30 "	34	5	16.4	CLRV	4	9 ' 00 "	32	4	17.4	CLRV	2	15 ' 00 "	30	0	18.6	610a	555a	115a	100a																			
<b>Sunday</b>	25-Mar-12	Sunday morning						Sunday afternoon						Sunday early evening						Sunday late evening																																		
509 Exhibition – Union Station	9.30	CLRV	4	9 ' 00 "	32	4	17.4	CLRV	6	6 ' 30 "	34	5	16.4	CLRV	3	12 ' 00 "	32	4	17.4	CLRV	2	15 ' 00 "	30	0	18.6	CLRV	2	15 ' 00 "	30	0	18.6	900a	845a	115a	100a																			
<b>504 KING</b>	Ron/Rus																																																					
<b>Monday to Friday</b>	06-Sep-11	Monday-Friday morning peak period						Monday-Friday midday						Monday-Friday afternoon peak period						Monday-Friday early evening						Monday-Friday late evening																												
504 Dundas West Stn–Broadview Stn	25.62	CLRV	29	4 ' 00 "	108	8	14.2	CLRV	27	4 ' 00 "	102	6	15.1	CLRV	38	3 ' 10 "	116	5	13.3	CLRV	19	5 ' 30 "	97	8	15.8	CLRV	13	7 ' 30 "	90	8	17.1	500a	457a	205a	205a																			
504 Dundas West Stn–Broadview Stn	25.62	ALRV	7	<b>trips</b>																																																		
504 Dundas West Stn–Broadview Stn	25.62	CLRV	9	<b>trips</b>																																																		
		Combined/Average		<b>45</b>																																																		
See also 508 LAKE SHORE																																																						
<b>Saturday</b>	18-Feb-12	Saturday early morning						Saturday morning						Saturday afternoon						Saturday early evening						Saturday late evening																												
504 Dundas West Stn–Broadview Stn	25.62	CLRV	10	10 ' 00 "	95	5	16.2	CLRV	13	8 ' 20 "	99	10	15.6	CLRV	21	5 ' 00 "	99	6	15.5	CLRV	14	6 ' 45 "	88	7	17.5	CLRV	11	8 ' 45 "	88	9	17.5	500a	455a	230a	250a																			
<b>Sunday</b>	04-Sep-11	Sunday early morning						Sunday morning						Sunday afternoon						Sunday early evening						Sunday late evening																												
504 Dundas West Stn–Broadview Stn	25.62	CLRV	9	10 ' 00 "	90	0	17.1	CLRV	15	7 ' 00 "	97	8	15.8	CLRV	17	6 ' 15 "	97	9	15.8	CLRV	10	9 ' 30 "	88	7	17.5	CLRV	9	10 ' 00 "	88	2	17.5	520a	520a	220a	215a																			
Overnight service on Roncesvalles Avenue provided by 313 JANE and overnight service on Broadview Avenue provided by 303 DON MILLS																																																						
<b>503 KINGSTON RD</b>	Rus																																																					
503 York – Victoria Park		See 502 DOWNTOWNER																																																				
<b>508 LAKE SHORE</b>	Ron																																																					
<b>Monday to Friday</b>	13-Feb-12	Monday-Friday morning peak period						Monday-Friday afternoon peak period																																														
508 Long Branch – Parliament	18.80	CLRV	3	<b>Three EB trips</b>																																																		
508 Church – Long Branch	17.40	CLRV	4	<b>Four WB trips</b>																																																		
<b>501 QUEEN</b>	Ron/Rus																																																					
<b>Monday to Friday</b>	13-Feb-12	Monday-Friday morning peak period						Monday-Friday midday						Monday-Friday afternoon peak period						Monday-Friday early evening						Monday-Friday late evening																												
501 Long Branch – Neville Park	48.86	ALRV	18	10 ' 20 "	180	6	16.3	ALRV	15	13 ' 00 "	185	10	15.8	ALRV	20	10 ' 15 "	190	15	15.4	ALRV	14	14 ' 00 "	185	11	15.8	ALRV	8	20 ' 00 "	160	0	18.3	510a	523a	1245a	1245a																			
501 Humber – Neville Park	33.31	ALRV	13	10 ' 20 "	130	5	15.4	ALRV	11	13 ' 00 "	136	7	14.7	ALRV	14	10 ' 15 "	138	6	14.5	ALRV	10	14 ' 00 "	136	4	14.7	ALRV	6	20 ' 00 "	116	4	17.2	457a	500a	1255a	1257a																			
		Combined/Average		<b>31 5 ' 10 "</b>			<b>26 6 ' 30 "</b>			<b>34 5 ' 08 "</b>			<b>24 7 ' 00 "</b>			<b>14 10 ' 00 "</b>																																						
<b>Saturday</b>	18-Feb-12	Saturday early morning						Saturday morning						Saturday afternoon						Saturday early evening						Saturday late evening																												
501 Long Branch – Neville Park	48.86	ALRV	11	15 ' 00 "	155	10	18.9	ALRV	14	13 ' 45 "	176	17	16.7	ALRV	20	10 ' 00 "	188	12	15.6	ALRV	12	15 ' 00 "	170	10	17.2	ALRV	9.5	18 ' 00 "	160	11	18.3	457a	526a	1248a	1229a																			
501 Humber – Neville Park	33.31	ALRV	8	15 ' 00 "	110	10	18.2	ALRV	10	13 ' 45 "	126	12	15.9	ALRV	15	10 ' 00 "	136	14	14.7	ALRV	9	15 ' 00 "	122	13	16.4	ALRV	6.5	18 ' 00 "	115	2	17.4	512a	500a	1257a	100a																			
		Combined/Average		<b>19 7 ' 30 "</b>			<b>24 6 ' 53 "</b>			<b>35 5 ' 00 "</b>			<b>21 7 ' 30 "</b>			<b>16 9 ' 00 "</b>																																						
<b>Sunday</b>	12-Feb-12	Sunday early morning						Sunday morning						Sunday afternoon						Sunday early evening						Sunday late evening																												
501 Long Branch – Neville Park	48.86	ALRV	8	20 ' 00 "	156	4	18.8	ALRV	9	19 ' 30 "	166	10	17.7	ALRV	16	12 ' 00 "	174	18	16.8	ALRV	10	18 ' 00 "	170	10	17.2	ALRV	9	19 ' 00 "	158	13	18.6	457a	526a	1242a	1239a																			
501 Humber – Neville Park	33.31	ALRV	6	20 ' 00 "	110	10	18.2	ALRV	7	19 ' 30 "	120	17	16.7	ALRV	11	12 ' 00 "	126	6	15.9	ALRV	7	18 ' 00 "	122	4	16.4	ALRV	6	19 ' 00 "	112	2	17.8	525a	505a	1251a	1252a																			
		Combined/Average		<b>14 10 ' 00 "</b>			<b>16 9 ' 45 "</b>			<b>27 6 ' 00 "</b>			<b>17 9 ' 00 "</b>			<b>15 9 ' 30 "</b>																																						
<b>301 QUEEN</b>	Ron/Rus																																																					
<b>Overnight</b>	08-Jan-12	Monday-Friday overnight						Saturday overnight						Sunday overnight																																								
301 Long Branch – Neville Park	48.86	ALRV	5	30 ' 00 "	140	10	20.9	ALRV	5	30 ' 00 "	140	10	20.9	ALRV	5	30 ' 00 "	140	10	20.9																																			



TORONTO TRANSIT COMMISSION

SERVICE SUMMARY

March 25 to May 5, 2012

Route	RT dist (km) and date of last change	Veh type	No. of Veh	Service interval	Run time (min)	Term (min)	Avg spd (km/h)	Veh type	No. of Veh	Service interval	Run time (min)	Term (min)	Avg spd (km/h)	Veh type	No. of Veh	Service interval	Run time (min)	Term (min)	Avg spd (km/h)	Veh type	No. of Veh	Service interval	Run time (min)	Term (min)	Avg spd (km/h)	Veh type	No. of Veh	Service interval	Run time (min)	Term (min)	Avg spd (km/h)	First dep NB or WB	First dep SB or EB	Last dep NB or WB	Last dep SB or EB	
<b>512 ST CLAIR</b>	Ron																																			
<b>Monday to Friday</b>	13-Feb-12			<b>Monday-Friday morning peak period</b>				<b>Monday-Friday midday</b>						<b>Monday-Friday afternoon peak period</b>						<b>Monday-Friday early evening</b>							<b>Monday-Friday late evening</b>									
512 Keele – St Clair Stn	13.99	CLRV	23	2' 45"	56	8	15.0	CLRV	11	6' 00"	56	10	15.0	CLRV	20	3' 20"	58	9	14.5	CLRV	10	6' 00"	56	4	15.0	CLRV	6	9' 00"	52	2	16.1	510a	500a	200a	150a	
<b>Saturday</b>	18-Feb-12			<b>Saturday early morning</b>				<b>Saturday morning</b>						<b>Saturday afternoon</b>						<b>Saturday early evening</b>						<b>Saturday late evening</b>										
512 Keele – St Clair Stn	13.99	CLRV	6	8' 40"	50	2	16.8	CLRV	11	5' 30"	56	5	15.0	CLRV	14	4' 40"	58	8	14.5	CLRV	8	7' 00"	54	2	15.5	CLRV	6	9' 00"	52	2	16.1	511a	500a	201a	150a	
<b>Sunday</b>	12-Feb-12			<b>Sunday early morning</b>				<b>Sunday morning</b>						<b>Sunday afternoon</b>						<b>Sunday early evening</b>						<b>Sunday late evening</b>										
512 Keele – St Clair Stn	13.99	CLRV	5	10' 00"	48	2	17.5	CLRV	8	7' 30"	56	4	15.0	CLRV	10	6' 20"	58	6	14.5	CLRV	7	8' 00"	54	2	15.5	CLRV	6	9' 00"	52	2	16.1	520a	457a	201a	151a	
<b>312 ST CLAIR</b>	Arw																																			
<b>Overnight, 7 days a week</b>	20-Jun-10			<b>Monday-Friday overnight</b>				<b>Saturday overnight</b>						<b>Sunday overnight</b>																						
312 Jane Stn – St Clair Stn	21.71	LF	2	30' 00"	60	0	21.7	LF	2	30' 00"	60	0	21.7	LF	2	30' 00"	60	0	21.7																	
<b>510 SPADINA</b>	Rus																																			
<b>Monday to Friday</b>	09-Jan-12			<b>Monday-Friday morning peak period</b>				<b>Monday-Friday midday</b>						<b>Monday-Friday afternoon peak period</b>						<b>Monday-Friday early evening</b>						<b>Monday-Friday late evening</b>										
510 Spadina Stn – Queens Quay	8.06	Operates earlier and later trips to Queens Quay and Spadina																												515a	500a	616a	600a			
510 Spadina Stn – Union Stn	12.33	CLRV	7	7' 30"	50	2	14.8	CLRV	9	5' 40"	51	0	14.5	CLRV	9	6' 00"	54	0	13.7	CLRV	8	6' 45"	54	0	13.7	CLRV	8	6' 00"	45	3	16.4	145a	130a	230a	215a	
510 Spadina Stn – King	6.31	CLRV	8	3' 45"	28	2	13.5	CLRV	12	2' 50"	28	6	13.5	CLRV	12	3' 00"	31	5	12.2	CLRV	10	3' 23"	31	3	12.2											
Combined/Average			15	2' 30"					21	1' 53"					21	2' 00"				18	2' 15"					8	6' 00"									
				Every 3rd car operates to Union Stn						Every 3rd car operates to Union Stn						Every 3rd car operates to Union Stn						Every 3rd car operates to Union Stn														
<b>Saturday</b>	14-Jan-12			<b>Saturday early morning</b>				<b>Saturday morning</b>						<b>Saturday afternoon</b>						<b>Saturday early evening</b>						<b>Saturday late evening</b>										
510 Spadina Stn – Queens Quay	8.06	Operates earlier and later trips to Queens Quay and Spadina																												515a	500a	610a	530a			
510 Spadina Stn – Union Stn	12.33	CLRV	7	6' 17"	44	0	16.8	CLRV	11	5' 00"	52	3	14.2	CLRV	9	6' 00"	54	0	13.7	CLRV	10	5' 00"	50	0	14.8	CLRV	8	6' 00"	44	4	16.8	145a	130a	230a	215a	
510 Spadina Stn – King	6.31							CLRV	6	5' 00"	27	3	14.0	CLRV	12	3' 00"	33	3	11.5	CLRV	6	5' 00"	28	2	13.5											
Combined/Average			7	6' 17"					17	2' 30"					21	2' 00"				16	2' 30"					8	6' 00"									
				Every 3rd car operates to Union Stn						Every 3rd car operates to Union Stn						Every 3rd car operates to Union Stn						Every 3rd car operates to Union Stn														
<b>Sunday</b>	08-Jan-12			<b>Sunday early morning</b>				<b>Sunday morning</b>						<b>Sunday afternoon</b>						<b>Sunday early evening</b>						<b>Sunday late evening</b>										
510 Spadina Stn – Queens Quay	8.06	Operates earlier and later trips to Queens Quay and Spadina																												515a	500a	600a	530a			
510 Spadina Stn – Union Stn	12.33	CLRV	3	15' 00"	44	1	16.8	CLRV	9	5' 40"	50	1	14.8	CLRV	8	6' 30"	50	2	14.8	CLRV	8	6' 00"	44	4	16.8	CLRV	8	6' 00"	44	4	16.8	145a	130a	230a	215a	
510 Spadina Stn – King	6.31							CLRV	6	5' 40"	30	4	12.6	CLRV	10	3' 15"	30	3	12.6																	
Combined/Average			3	15' 00"					15	2' 50"					18	2' 10"				8	6' 00"					8	6' 00"									
				Every 3rd car operates to Union Stn						Every 3rd car operates to Union Stn						Every 3rd car operates to Union Stn						Every 3rd car operates to Union Stn														
<b>535 STANDBY CARS</b>	Ron/Rus																																			
<b>Monday to Friday</b>	07-Sep-10													<b>Monday-Friday afternoon peak period</b>						<b>Monday-Friday early evening</b>																
Standby cars														CLRV	2	<b>Russell</b>	<b>carhouse</b>			CLRV	2	<b>Roncesvalles</b>	<b>carhouse</b>													

Union Stn-Spadina Stn is NB  
Spadina Stn-Union Stn is SB



SERVICE SUMMARY

March 25 to May 5, 2012

Route	RT dist (km) and date of last change	Veh type	No. of Veh	Service interval	Run time (min)	Term time (min)	Avg spd (km/h)	Veh type	No. of Veh	Service interval	Run time (min)	Term time (min)	Avg spd (km/h)	Veh type	No. of Veh	Service interval	Run time (min)	Term time (min)	Avg spd (km/h)	Veh type	No. of Veh	Service interval	Run time (min)	Term time (min)	Avg spd (km/h)	Veh type	No. of Veh	Service interval	Run time (min)	Term time (min)	Avg spd (km/h)	First dep NB or WB	First dep SB or EB	Last dep NB or WB	Last dep SB or EB									
<b>ALL SERVICES</b>																																												
<b>192 AIRPORT ROCKET</b>	Qsy																																											
<b>Monday to Friday</b>	13-Feb-12	Monday-Friday morning peak period							Monday-Friday midday							Monday-Friday afternoon peak period							Monday-Friday early evening							Monday-Friday late evening														
192 Kipling Stn – Pearson Airport	28.88	LF	3	16' 00"	41	7	42.3	LF	5	10' 20"	41	11	42.3	LF	5	10' 20"	41	11	42.3	LF	5	9' 00"	37	8	46.8	LF	2	20' 00"	34	6	51.0	518a	540a	215a	2.35a									
																																				After 12:00 Midnight								
<b>Saturday</b>	15-Oct-11	Saturday early morning							Saturday morning							Saturday afternoon							Saturday early evening							Saturday late evening														
192 Kipling Stn – Pearson Airport	28.88	LF	3	13' 20"	36	4	48.1	LF	4	10' 00"	36	4	48.1	LF	4	10' 00"	36	4	48.1	LF	4	10' 00"	36	4	48.1	LF	2	20' 00"	34	6	51.0	518a	541a	215a	236a									
																																				After 12:00 Midnight								
<b>Sunday</b>	25-Mar-12	Sunday morning							Sunday afternoon							Sunday early evening							Sunday late evening																					
192 Kipling Stn – Pearson Airport	28.88							LF	3	13' 30"	34	7	51.0	LF	4	10' 00"	36	4	48.1	LF	4	10' 00"	36	4	48.1	LF	2	20' 00"	34	6	51.0	800a	821a	215a	236a									
																																				After 12:00 Midnight								
Overnight service to Pearson Airport provided by 300A BLOOR-DANFORTH																																												
<b>117 ALNESS</b>	Wil																																											
<b>Monday to Friday</b>	13-Feb-12	Monday-Friday morning peak period							Monday-Friday midday							Monday-Friday afternoon peak period																												
117 Downsview Stn – Steeles via Flint Rd and Alness	11.84	LF	4	10' 00"	40	0	17.8						LF	4	12' 00"	48	0	14.8																	520a	537a	850a	911a						
117A Downsview Stn – Steeles via Martin Ross and Alness	10.70							LF	2	20' 00"	40	0	16.1																							900a	920a	220p	240p					
																																				Operates WB via busway, NB via Alness in the AM peak and Midday. Operates SB via Alness and EB via busway in the PM peak.								
<b>99 ARROW RD</b>	Arw																																											
<b>Monday to Friday</b>	17-Feb-09	Monday-Friday morning peak period							Monday-Friday midday							Monday-Friday afternoon peak period							Monday-Friday early evening							Monday-Friday late evening														
99 Arrow Rd – Jane	8.00	See 84A SHEPPARD WEST							See 84A SHEPPARD WEST							See 84A SHEPPARD WEST							See 84A SHEPPARD WEST							See 84A SHEPPARD WEST							400a		412a		540a		552a	
																																					920a		932a		240p		252p	
																																					600p		1012p		1042p		1054p	
<b>Saturday</b>	02-Apr-05	Saturday early morning							Saturday morning							Saturday afternoon							Saturday early evening							Saturday late evening														
99 Arrow Rd – Jane	8.00	LF	1	20' 00"	20	0	24.0	LF	1	20' 00"	20	0	24.0	LF	1	20' 00"	20	0	24.0	LF	1	20' 00"	20	0	24.0	LF	1	20' 00"	20	0	24.0	400a	412a	1042p	1054p									
<b>Sunday</b>	27-Mar-05	Sunday early morning							Sunday morning							Sunday afternoon							Sunday early evening							Sunday late evening														
99 Arrow Rd – Jane	8.00	LF	1	15' 00"	15	0	32.0	LF	1	20' 00"	20	0	24.0	LF	1	20' 00"	20	0	24.0	LF	1	20' 00"	20	0	24.0	LF	1	20' 00"	20	0	24.0	400a	409a	1020p	1032p									
<b>5 AVENUE RD</b>	Wil																																											
<b>Monday to Friday</b>	09-May-11	Monday-Friday morning peak period							Monday-Friday midday							Monday-Friday afternoon peak period							Monday-Friday early evening																					
5 Eglinton Stn – Queen's Park	11.92	LF	4	12' 00"	48	0	14.9						LF	3	16' 00"	48	0	14.9						LF	1.5	30' 00"	45	0	15.9	618a	554a	916a	848a											
5C Eglinton Stn – Gerrard	13.39							LF	2	30' 00"	51	9	15.8																							312p	300p	952p	1000p					
																																				Alternates trips with 56 LEASIDE								
<b>Saturday</b>	14-May-11	Saturday early morning							Saturday morning							Saturday afternoon																												
5 Eglinton Stn – Queen's Park	11.92	LF	2	20' 00"	40	0	17.9	LF	2	20' 00"	40	0	17.9	LF	2	20' 00"	40	0	17.9																		600a	540a	700p	700p				
<b>Sunday</b>	08-May-11	Sunday morning							Sunday afternoon																																			
5 Eglinton Stn – Queen's Park	11.92							LF	1.5	30' 00"	40	5	17.9	LF	1.5	30' 00"	40	5	17.9																		835a	815a	705p	715p				
																																				Alternates trips with 56 LEASIDE								





TORONTO TRANSIT COMMISSION

SERVICE SUMMARY

March 25 to May 5, 2012

Route	RT dist (km) and date of last change	Veh type	No. of Veh	Service interval	Run time (min)	Term time (min)	Avg spd (km/h)	Veh type	No. of Veh	Service interval	Run time (min)	Term time (min)	Avg spd (km/h)	Veh type	No. of Veh	Service interval	Run time (min)	Term time (min)	Avg spd (km/h)	Veh type	No. of Veh	Service interval	Run time (min)	Term time (min)	Avg spd (km/h)	Veh type	No. of Veh	Service interval	Run time (min)	Term time (min)	Avg spd (km/h)	First dep NB or WB	First dep SB or EB	Last dep NB or WB	Last dep SB or EB	
<b>61 AVENUE RD NORTH</b>	Wil																																			
<b>Monday to Friday</b>	06-Sep-11			Monday-Friday morning peak period				Monday-Friday midday					Monday-Friday afternoon peak period							Monday-Friday early evening						Monday-Friday late evening										
61A Eglinton Stn – Highway 401	10.85	LF	4	12'00"	44	4	14.8	LF	3	15'00"	40	5	16.3	LF	4	12'00"	44	4	14.8	LF	2	20'00"	40	0	16.3	LF	1.5	30'00"	35	5	18.6	552a	526a	120a	107a	
				Alternates trips with 51 LESLIE																																
<b>Saturday</b>	29-Nov-08			Saturday early morning				Saturday morning					Saturday afternoon						Saturday early evening						Saturday late evening											
61A Eglinton Stn – Highway 401	10.85	LF	1.5	30'00"	35	5	18.4	LF	2	20'00"	40	0	16.3	LF	2	20'00"	40	0	16.3	LF	1.5	30'00"	35	5	18.6	LF	1.5	30'00"	35	5	18.6	540a	558a	100a	1247a	
				Alternates trips with 51 LESLIE																																
<b>Sunday</b>	08-May-11			Sunday morning				Sunday afternoon					Sunday early evening						Sunday late evening																	
61A Eglinton Stn – Highway 401	10.85							LF	2	20'00"	40	0	16.3	LF	2	20'00"	40	0	16.3	LF	1.5	30'00"	35	5	18.6											
				Alternates trips with 51 LESLIE																																
<b>511 BATHURST</b>	Ron																																			
<b>Monday to Friday</b>	09-Jan-12			Monday-Friday morning peak period				Monday-Friday midday					Monday-Friday afternoon peak period						Monday-Friday early evening						Monday-Friday late evening											
511 Bathurst Stn – Exhibition	9.41	CLRV	10	5'00"	46	4	12.3	CLRV	10	5'00"	48	2	11.8	CLRV	11	5'00"	48	7	11.8	CLRV	6	7'30"	44	1	12.8	CLRV	5	8'00"	40	0	14.1	520a	520a	130a	130a	
<b>Saturday</b>	14-Jan-12			Saturday early morning				Saturday morning					Saturday afternoon						Saturday early evening						Saturday late evening											
511 Bathurst Stn – Exhibition	9.41	CLRV	7	6'00"	42	0	13.4	CLRV	8	6'15"	46	4	12.3	CLRV	9	5'40"	46	5	12.3	CLRV	7	7'00"	43	6	13.1	CLRV	5	8'00"	40	0	14.1	523a	501a	132a	128a	
<b>Sunday</b>	08-Jan-12			Sunday morning				Sunday afternoon					Sunday early evening						Sunday late evening																	
511 Bathurst Stn – Exhibition	9.41							CLRV	5	9'30"	45	3	12.5	CLRV	7	7'00"	45	4	12.5	CLRV	4	10'00"	40	0	14.1	CLRV	4	10'00"	40	0	14.1	850a	828a	130a	130a	
				Overnight service on Bathurst Street provided by 310 BATHURST																																
<b>7 BATHURST</b>	Wil																																			
<b>Monday to Friday</b>	26-Mar-12			Monday-Friday morning peak period				Monday-Friday midday					Monday-Friday afternoon peak period						Monday-Friday early evening						Monday-Friday late evening											
7 Bathurst Stn – Steeles	29.74	LF	20	5'45"	106	9	16.8	LF	13	8'00"	97	7	18.4	LF	19	6'15"	109	10	16.4	LF	10	9'00"	81	9	22.0	LF	6	12'40"	71	5	25.1	527a	440a	140a	1255a	
<b>Saturday</b>	18-Feb-12			Saturday early morning				Saturday morning					Saturday afternoon						Saturday early evening						Saturday late evening											
7 Bathurst Stn – Steeles	29.74	LF	8	10'00"	80	0	22.3	LF	10	9'30"	90	5	19.8	LF	12	7'45"	90	3	19.8	LF	10	8'15"	81	2	22.0	LF	6	12'30"	75	0	23.8	518a	440a	134a	1250a	
<b>Sunday</b>	12-Feb-12			Sunday morning				Sunday afternoon					Sunday early evening						Sunday late evening																	
7 Bathurst Stn – Steeles	29.74							LF	9	10'00"	88	2	20.3	LF	12	7'40"	88	4	20.3	LF	10	8'15"	80	2	22.3	LF	6	12'00"	72	0	24.8	900a	810a	134a	1252a	
<b>310 BATHURST</b>	Wil																																			
<b>Overnight, 7 days a week</b>	03-Jan-10			Monday-Friday overnight				Saturday overnight					Sunday overnight																							
310 Exhibition – Steeles	38.79	LF	3	30'00"	90	0	25.9	LF	3	30'00"	90	0	25.9	LF	3	30'00"	90	0	25.9																	
<b>160 BATHURST NORTH</b>	Wil			Service outside Toronto north of Steeles Avenue is provided under contract to York Region																																
<b>Monday to Friday</b>	21-Jun-10			Monday-Friday morning peak period				Monday-Friday midday					Monday-Friday afternoon peak period						Monday-Friday early evening																	
160 Wilson Stn – Centre St	22.58	LF	4	20'00"	77	3	17.6	LF	3	25'00"	72	3	18.8	LF	4	21'00"	84	0	16.1	LF	3	24'00"	72	0	18.8											
<b>Saturday</b>	15-Oct-11			Saturday early morning				Saturday morning					Saturday afternoon																							
160 Wilson Stn – Centre St	22.58	LF	2	36'00"	69	3	19.6	LF	2	36'00"	69	3	19.6	LF	2	36'00"	69	3	19.6																	
<b>Sunday</b>	09-Oct-11			Sunday morning				Sunday afternoon																												
160 Wilson Stn – Centre St	22.58							LF	2	36'00"	69	3	19.6	LF	2	36'00"	69	3	19.6																	



TORONTO TRANSIT COMMISSION

SERVICE SUMMARY

March 25 to May 5, 2012

Route	RT dist (km) and date of last change	Veh type	No. of Veh	Service interval	Run time (min)	Term time (min)	Avg spd (km/h)	Veh type	No. of Veh	Service interval	Run time (min)	Term time (min)	Avg spd (km/h)	Veh type	No. of Veh	Service interval	Run time (min)	Term time (min)	Avg spd (km/h)	Veh type	No. of Veh	Service interval	Run time (min)	Term time (min)	Avg spd (km/h)	Veh type	No. of Veh	Service interval	Run time (min)	Term time (min)	Avg spd (km/h)	First dep NB or WB	First dep SB or EB	Last dep NB or WB	Last dep SB or EB				
<b>6 BAY</b>	MtD	Temporary change until 2013, due to TTC construction at Union Station requiring lane closures in the Front and Bay area.																																					
<b>Monday to Friday</b>	13-Feb-12	Monday-Friday morning peak period							Monday-Friday midday							Monday-Friday afternoon peak period							Monday-Friday early evening							Monday-Friday late evening									
6 Dupont – Queens Quay & Jarvis via Ferry Docks	11.49	LF	10	6 ' 30 "	61	4	11.3	LF	6	12 ' 00 "	70	2	9.8	LF	7	10 ' 20 "	70	3	9.9	LF	4	15 ' 00 "	60	0	11.5	LF	2	24 ' 00 "	48	0	14.4	535a	508a	119a	1255a				
6B Bloor (Davenport/Yonge) – Dundas	4.36	LF	4	6 ' 30 "	25	1	10.5							LF	3	10 ' 20 "	26	5	10.1														743a	730a	914a	901a			
Combined/Average			14	3 ' 15 "					6	12 ' 00 "					10	5 ' 10 "					4	15 ' 00 "					2	24 ' 00 "				310p	257p	610p	553p				
<b>Saturday</b>	19-Feb-11	Saturday early morning							Saturday morning							Saturday afternoon							Saturday early evening							Saturday late evening									
6 Dupont – Queens Quay & Jarvis via Ferry Docks	11.49	LF	2	30 ' 00 "	60	0	11.5	LF	5	15 ' 00 "	70	5	9.8	LF	5	15 ' 00 "	70	5	9.8	LF	3	17 ' 00 "	50	1	13.8	LF	2	24 ' 00 "	48	0	14.4	530a	507a	119a	1255a				
<b>Sunday</b>	08-May-11	Sunday early morning							Sunday morning							Sunday afternoon							Sunday early evening																
6 Dupont – Queens Quay & Jarvis via Ferry Docks	11.49	LF	2	30 ' 00 "	60	0	11.5	LF	5	15 ' 00 "	70	5	9.8	LF	5	15 ' 00 "	70	5	9.8	LF	3	17 ' 00 "	50	1	13.8										530a	507a	1033p	1007p	
<b>11 BAYVIEW and 28 DAVISVILLE</b>	Wil																																						
<b>Monday to Friday</b>	06-Sep-11	Monday-Friday morning peak period							Monday-Friday midday							Monday-Friday afternoon peak period							Monday-Friday early evening							Monday-Friday late evening									
11 Davisville Stn – Steeles via Sunnybrook	28.36	LF	9.5	12 ' 00 "	112	2	15.2	LF	8	12 ' 00 "	91	5	18.7	LF	9	12 ' 00 "	104	4	16.4	LF	3.5	20 ' 00 "	70	0	24.3	LF	3	30 ' 00 "	66	24	25.8	518a	600a	109a	104a				
11 Davisville Stn – Steeles via Sunnybrook	28.36	LF	1	Tripper																																			
11C Davisville Stn – Sunnybrook	8.64													LF	1.5	20 ' 00 "	30	0	17.3	LF	1	30 ' 00 "	27	3	19.2										730p	747p	1255a	1239a	
28 Davisville Stn – Bayview	4.38	LF	2.5	12 ' 00 "	28	2	9.4							LF	2	12 ' 00 "	24	0	11.0																707a	720a	927a	915a	
Combined/Average			13	6 ' 00 "					8	12 ' 00 "					11	6 ' 00 "					5	10 ' 00 "					4	15 ' 00 "					359p	348p	623p	624p			
<b>Saturday</b>	18-Feb-12	Saturday early morning							Saturday morning							Saturday afternoon							Saturday early evening							Saturday late evening									
11 Davisville Stn – Steeles via Sunnybrook	28.36	LF	3.5	24 ' 00 "	77	7	22.1	LF	3.5	24 ' 00 "	80	4	21.3	LF	3.5	24 ' 00 "	80	4	21.3	LF	3.5	20 ' 00 "	70	0	24.3	LF	3	24 ' 00 "	66	6	25.8	617a	639a	106a	1251a				
11C Davisville Stn – Sunnybrook	8.64	LF	1.5	24 ' 00 "	27	9	19.2	LF	1.5	24 ' 00 "	36	0	14.4	LF	1.5	24 ' 00 "	36	0	14.4	LF	1.5	20 ' 00 "	30	0	17.3									535a	556a	1025p	1000p		
28A Davisville Stn – Brick Works	7.55							LF	1	30 ' 00 "	30	0	15.1	LF	1	30 ' 00 "	30	0	15.1																745a	730a	615p	600p	
Combined/Average			5	12 ' 00 "					6	8 ' 34 "					6	8 ' 34 "					5	10 ' 00 "					3	24 ' 00 "											
<b>Sunday</b>	12-Feb-12	Sunday early morning							Sunday morning							Sunday afternoon							Sunday early evening							Sunday late evening									
11 Davisville Stn – Steeles via Sunnybrook	28.36							LF	2	35 ' 00 "	70	0	24.3	LF	3.5	24 ' 00 "	80	4	21.3	LF	3.5	20 ' 00 "	70	0	24.3	LF	3	24 ' 00 "	66	6	25.8	730a	805a	106a	115a				
11C Davisville Stn – Sunnybrook	8.64	LF	2	15 ' 00 "	30	0	17.3	LF	1	35 ' 00 "	30	5	17.3	LF	1.5	24 ' 00 "	36	0	14.4	LF	1.5	20 ' 00 "	30	0	17.3										550a	605a	1025p	1000p	
Combined/Average			2	15 ' 00 "					3	17 ' 30 "					5	12 ' 00 "					5	10 ' 00 "					3	24 ' 00 "											
<b>9 BELLAMY</b>	Bir																																						
<b>Monday to Friday</b>	13-Feb-12	Monday-Friday morning peak period							Monday-Friday midday							Monday-Friday afternoon peak period							Monday-Friday early evening																
9 Warden Stn – Scarborough Centre Stn	26.28	LF	5	15 ' 00 "	72	3	21.9	LF	3	21 ' 40 "	65	0	24.3	LF	5	15 ' 00 "	72	3	21.9	LF	3	24 ' 00 "	70	2	22.5										500a	513a	1011p	1000p	
<b>Saturday</b>	10-Sep-11	Saturday early morning							Saturday morning							Saturday afternoon							Saturday early evening																
9 Warden Stn – Scarborough Centre Stn	26.28	LF	3	24 ' 00 "	70	2	22.5	LF	3	24 ' 00 "	70	2	22.5	LF	3	24 ' 00 "	70	2	22.5	LF	3	24 ' 00 "	70	2	22.5										635a	712a	1000p	1000p	
<b>Sunday</b>	08-May-11								Sunday morning							Sunday afternoon																							
9 Warden Stn – Scarborough Centre Stn	26.28							LF	2	30 ' 00 "	60	0	26.3	LF	2	30 ' 00 "	60	0	26.3																	930a	1000a	700p	700p



**TORONTO TRANSIT COMMISSION**

**SERVICE SUMMARY**

March 25 to May 5, 2012

Route	RT dist (km) and date of last change	Veh type	No. of Veh	Service interval	Run time (min)	Term time (min)	Avg spd (km/h)	Veh type	No. of Veh	Service interval	Run time (min)	Term time (min)	Avg spd (km/h)	Veh type	No. of Veh	Service interval	Run time (min)	Term time (min)	Avg spd (km/h)	Veh type	No. of Veh	Service interval	Run time (min)	Term time (min)	Avg spd (km/h)	Veh type	No. of Veh	Service interval	Run time (min)	Term time (min)	Avg spd (km/h)	First dep NB or WB	First dep SB or EB	Last dep NB or WB	Last dep SB or EB				
<b>17 BIRCHMOUNT</b>	Bir	Service outside Toronto north of Steeles Avenue is provided under contract to York Region																																					
<b>Monday to Friday</b>	13-Feb-12	Monday-Friday morning peak period				Monday-Friday midday				Monday-Friday afternoon peak period				Monday-Friday early evening				Monday-Friday late evening																					
17 Warden Stn – Steeles	27.37	LF	12	6' 30"	74	4	22.2	LF	6	13' 00"	78	0	21.1	LF	10	7' 30"	75	0	21.9	LF	6	12' 00"	72	0	22.8	LF	3	22' 00"	66	0	24.9	545a	457a	107a	1250a				
17A Warden Stn – 14th Ave	32.57	LF	1	19' 30"	96	2	20.4						LF	1	22' 30"	91	6	21.4															514a	538a	633p	708p			
Combined/Average			13	6' 30"					6	13' 00"					11	7' 30"					6	12' 00"						3	22' 00"										
		17 loops via Wintermute																		17 loops via Wintermute																			
		Every 3rd 17 operates as a 17A																		Every 3rd 17 operates as a 17A																			
<b>Saturday</b>	29-Nov-08	Saturday early morning				Saturday morning				Saturday afternoon				Saturday early evening				Saturday late evening																					
17 Warden Stn – Steeles	27.37	LF	3	20' 00"	60	0	27.4	LF	4	18' 00"	72	0	22.8	LF	4	18' 00"	72	0	22.8	LF	3	22' 00"	66	0	24.9	LF	3	22' 00"	66	0	24.9	518a	552a	105a	1250a				
<b>Sunday</b>	23-Nov-08	Sunday morning				Sunday afternoon				Sunday early evening				Sunday late evening																									
17 Warden Stn – Steeles	27.37							LF	3	24' 00"	72	0	22.8	LF	3	24' 00"	72	0	22.8	LF	2	30' 00"	60	0	27.4	LF	2	30' 00"	60	0	27.4	832a	839a	100a	1230a				
<b>2 BLOOR-DANFORTH</b>	DanSub																																						
<b>Monday to Friday</b>	26-Mar-12	Monday-Friday morning peak period				Monday-Friday midday				Monday-Friday afternoon peak period				Monday-Friday early evening				Monday-Friday late evening																					
2 Kipling Stn – Kennedy Stn	52.46	6carHT	43	2' 21"	101	0	31.2	6carHT	27	3' 50"	103	0	30.6	6carHT	40	2' 31"	101	0	31.3	6carHT	25	3' 58"	99	0	31.8	6carHT	20	4' 52"	97	0	32.4	543a	541a	131a	131a				
<b>Saturday</b>	19-May-07	Saturday early morning				Saturday morning				Saturday afternoon				Saturday early evening				Saturday late evening																					
2 Kipling Stn – Kennedy Stn	52.46	6carHT	20	4' 52"	97	0	32.3	6carHT	20	4' 52"	97	0	32.3	6carHT	21	4' 43"	99	0	31.8	6carHT	20	4' 52"	97	0	32.3	6carHT	20	4' 52"	97	0	32.3	549a	549a	131a	131a				
<b>Sunday</b>	13-May-07	Sunday morning				Sunday afternoon				Sunday early evening				Sunday late evening																									
2 Kipling Stn – Kennedy Stn	52.46							6carHT	20	4' 52"	97	0	32.3	6carHT	20	4' 52"	97	0	32.3	6carHT	20	4' 52"	97	0	32.3	6carHT	20	4' 52"	97	0	32.3	849a	849a	131a	131a				
<b>300 BLOOR-DANFORTH</b>	MTD/Bir/ Egl/Qsy																																						
<b>Overnight, 7 days a week</b>	12-Feb-12	Monday-Friday overnight				Saturday overnight				Sunday overnight				Sunday Morning																									
300 West Mall – Warden	50.95	LF	4	30' 00"	120	0	25.5	LF	4	30' 00"	120	0	25.5	LF	4	30' 00"	120	0	25.5	LF	10	12' 00"	120	0	25.5														
300A Pearson Airport – Warden	75.97	LF	5	30' 00"	150	0	30.4	LF	5	30' 00"	150	0	30.4	LF	5	30' 00"	150	0	30.4	LF	13	12' 00"	150	6	30.4														
Combined/Average			9	15' 00"					9	15' 00"					9	15' 00"					23	6' 00"																	
<b>49 BLOOR WEST</b>	Qsy																																						
<b>Monday to Friday</b>	06-Sep-11	Monday-Friday morning peak period				Monday-Friday midday				Monday-Friday afternoon peak period				Monday-Friday early evening				Monday-Friday late evening																					
49 Kipling Stn – Markland Wood	9.40	LF	4	7' 30"	28	2	20.1	LF	2	15' 00"	22	8	25.6	LF	3	10' 00"	30	0	18.8	LF	2	15' 00"	24	6	23.5	LF	1	30' 00"	22	8	25.6	600a	540a	121a	131a				
<b>Saturday</b>	27-Nov-10	Saturday early morning				Saturday morning				Saturday afternoon				Saturday early evening				Saturday late evening																					
49 Kipling Stn – Markland Wood	9.40	LF	1	24' 00"	22	2	25.6	LF	1	24' 00"	22	2	25.6	LF	1	24' 00"	22	2	25.6	LF	1	30' 00"	22	8	25.6	LF	1	30' 00"	22	8	25.6	606a	545a	120a	130a				
<b>Sunday</b>	04-Sep-11	Sunday morning				Sunday afternoon				Sunday early evening				Sunday late evening																									
49 Kipling Stn – Markland Wood	9.40							LF	1	30' 00"	22	8	25.6	LF	1	30' 00"	22	8	25.6	LF	1	30' 00"	22	8	25.6	LF	1	30' 00"	22	8	25.6	920a	900a	120a	130a				

Overnight service east of West Mall provided by 300 BLOOR-DANFORTH



TORONTO TRANSIT COMMISSION

SERVICE SUMMARY

March 25 to May 5, 2012

Route	RT dist (km) and date of last change	Veh type	No. of Veh	Service interval	Run time (min)	Term time (min)	Avg spd (km/h)	Veh type	No. of Veh	Service interval	Run time (min)	Term time (min)	Avg spd (km/h)	Veh type	No. of Veh	Service interval	Run time (min)	Term time (min)	Avg spd (km/h)	Veh type	No. of Veh	Service interval	Run time (min)	Term time (min)	Avg spd (km/h)	Veh type	No. of Veh	Service interval	Run time (min)	Term time (min)	Avg spd (km/h)	First dep NB or WB	First dep SB or EB	Last dep NB or WB	Last dep SB or EB		
<b>21 BRIMLEY</b>	Mal																																				
<b>Monday to Friday</b>	13-Feb-12			Monday-Friday morning peak period				Monday-Friday midday						Monday-Friday afternoon peak period							Monday-Friday early evening						Monday-Friday late evening										
21 Kennedy Stn – Steeles	27.49							LF	4	20 ' 00 "	80	0	20.6							LF	6	13 ' 00 "	76	2	21.7	LF	3	30 ' 00 "	76	14	21.7	900a	840a	304p	256p		
21A Kennedy Stn – Scarborough Centre Stn	13.24	LF	3	13 ' 20 "	40	0	19.9						LF	3	13 ' 20 "	40	0	20.1																			
21B Scarborough Centre Stn – Steeles	14.23	LF	6	6 ' 40 "	40	0	21.3						LF	5	8 ' 00 "	40	0	21.3																			
Combined/Average			9											8																							
<b>Saturday</b>	03-Apr-10			Saturday early morning				Saturday morning						Saturday afternoon							Saturday early evening					Saturday late evening											
21 Kennedy Stn – Steeles	27.49	LF	3	30 ' 00 "	76	14	21.7	LF	4	20 ' 00 "	76	4	21.7	LF	5	16 ' 00 "	76	4	21.7	LF	4	20 ' 00 "	76	4	21.7	LF	3	30 ' 00 "	76	14	21.7	557a	640a	100a	105a		
<b>Sunday</b>	28-Mar-10			Sunday morning				Sunday afternoon						Sunday early evening							Sunday late evening																
21 Kennedy Stn – Steeles	27.49							LF	3	30 ' 00 "	76	14	21.7	LF	4	20 ' 00 "	76	4	21.7	LF	3	30 ' 00 "	76	14	21.7	LF	3	30 ' 00 "	76	14	21.7	757a	810a	100a	105a		
<b>8 BROADVIEW</b>	Bir																																				
<b>Monday to Friday</b>	24-Nov-08			Monday-Friday morning peak period				Monday-Friday midday						Monday-Friday afternoon peak period							Monday-Friday early evening					Monday-Friday late evening											
8 Broadview Stn – Coxwell	8.38	LF	1	30 ' 00 "	30	0	16.8	LF	1	30 ' 00 "	30	0	16.8	LF	1	30 ' 00 "	30	0	16.8	LF	1	30 ' 00 "	30	0	16.8	LF	1	30 ' 00 "	24	6	21.0	630a	615a	1255a	115a		
<b>Saturday</b>	14-May-11			Saturday early morning				Saturday morning						Saturday afternoon							Saturday early evening																
8 Broadview Stn – Coxwell	8.38	LF	1	30 ' 00 "	30	0	16.8	LF	1	30 ' 00 "	30	0	16.8	LF	1	30 ' 00 "	30	0	16.8	LF	1	30 ' 00 "	24	6	21.0												
<b>Sunday</b>	08-May-11			Sunday morning				Sunday afternoon						Sunday early evening																							
8 Broadview Stn – Coxwell	8.38	LF	1	30 ' 00 "	24	6	21.0	LF	1	30 ' 00 "	24	6	21.0	LF	1	30 ' 00 "	24	6	21.0	LF	1	30 ' 00 "	24	6	21.0												
<b>50 BURNHAMTHORPE</b>	Qsy																																				
<b>Monday to Friday</b>	06-Sep-11			Monday-Friday morning peak period				Monday-Friday midday						Monday-Friday afternoon peak period							Monday-Friday early evening					Monday-Friday late evening											
50 Islington Stn – Mill Rd	11.44	LF	4	10 ' 00 "	40	0	17.2	LF	2	20 ' 00 "	36	4	19.1	LF	3	13 ' 00 "	39	0	17.6	LF	2	15 ' 00 "	30	0	22.9	LF	1	30 ' 00 "	26	4	26.4	545a	530a	115a	100a		
<b>Saturday</b>	16-Oct-10			Saturday early morning				Saturday morning						Saturday afternoon							Saturday early evening					Saturday late evening											
50 Islington Stn – Mill Rd	11.44	LF	2	15 ' 00 "	26	4	26.4	LF	2	20 ' 00 "	30	10	22.9	LF	2	20 ' 00 "	30	10	22.9	LF	1	30 ' 00 "	26	4	26.4	LF	1	30 ' 00 "	26	4	26.4	620a	620a	115a	100a		
<b>Sunday</b>	03-Jan-10			Sunday morning				Sunday afternoon						Sunday early evening							Sunday late evening																
50 Islington Stn – Mill Rd	11.44	LF	2	17 ' 30 "	30	5	22.9	LF	2	17 ' 30 "	30	5	22.9	LF	1	30 ' 00 "	26	4	26.4	LF	1	30 ' 00 "	26	4	26.4	LF	1	30 ' 00 "	26	4	26.4	815a	830a	115a	100a		
<b>120 CALVINGTON</b>	Arw																																				
<b>Monday to Friday</b>	09-May-11			Monday-Friday morning peak period				Monday-Friday midday						Monday-Friday afternoon peak period							Monday-Friday early evening																
120 Wilson Stn – Sheppard & Jane via deHavilland	20.65	LF	2	30 ' 00 "	60	0	20.7	LF	2	30 ' 00 "	60	0	20.7	LF	2	30 ' 00 "	60	0	20.7	LF	2	30 ' 00 "	60	0	20.7												
<b>Saturday</b>	14-May-11			Saturday early morning				Saturday morning						Saturday afternoon							Saturday early evening																
120 Wilson Stn – Sheppard & Jane via deHavilland	20.65	LF	2	30 ' 00 "	60	0	20.7	LF	2	30 ' 00 "	60	0	20.7	LF	2	30 ' 00 "	60	0	20.7	LF	2	30 ' 00 "	60	0	20.7												
<b>Sunday</b>	08-May-11			Sunday morning				Sunday afternoon						Sunday early evening																							
120 Wilson Stn – Sheppard & Jane via deHavilland	20.65	LF	2	30 ' 00 "	60	0	20.7	LF	2	30 ' 00 "	60	0	20.7	LF	2	30 ' 00 "	60	0	20.7	LF	2	30 ' 00 "	60	0	20.7												





**SERVICE SUMMARY**

March 25 to May 5, 2012

Route	RT dist (km) and date of last change	Veh type	No. of Veh	Service interval	Run time (min)	Term time (min)	Avg spd (km/h)	Veh type	No. of Veh	Service interval	Run time (min)	Term time (min)	Avg spd (km/h)	Veh type	No. of Veh	Service interval	Run time (min)	Term time (min)	Avg spd (km/h)	Veh type	No. of Veh	Service interval	Run time (min)	Term time (min)	Avg spd (km/h)	First dep		Last dep														
																										NB or WB	SB or EB	NB or WB	SB or EB													
<b>22 COXWELL</b>		Bir																																								
<b>Monday to Friday</b>	13-Feb-12	Monday-Friday morning peak period				Monday-Friday midday				Monday-Friday afternoon peak period				Monday-Friday early evening				Monday-Friday late evening																								
22 Coxwell Stn – Queen	4.36	LF	3	8'00"	24	0	10.9	LF	3	8'00"	24	0	10.9	LF	3	8'00"	24	0	10.9								521a	511a	658p	640p												
22A Coxwell Stn – Victoria Park	11.07		See 502 DOWNTOWNER and 503 KINGSTON RD				See 502 DOWNTOWNER				See 502 DOWNTOWNER and 503 KINGSTON RD				LF	4	10'00"	40	0	16.6	LF	3	12'00"	36	0	18.5			700p	650p	138a	210a										
<b>Saturday</b>	08-Jan-11	Saturday early morning				Saturday morning				Saturday afternoon				Saturday early evening				Saturday late evening																								
22A Coxwell Stn – Victoria Park	11.07	LF	3	12'00"	36	0	18.5	LF	4	11'00"	44	0	15.1	LF	5	9'00"	44	1	15.1	LF	3	15'00"	44	1	15.1	LF	3	15'00"	36	9	18.5	547a	529a	148a	210a							
<b>Sunday</b>	01-Aug-10	Sunday morning				Sunday afternoon				Sunday early evening				Sunday late evening																												
22A Coxwell Stn – Victoria Park	11.07		See 502 DOWNTOWNER and 503 KINGSTON RD				See 502 DOWNTOWNER				See 502 DOWNTOWNER and 503 KINGSTON RD				LF	4	10'00"	40	0	16.6	LF	4	10'00"	40	0	16.6	LF	3	15'00"	40	5	16.6	LF	3	15'00"	36	9	18.5	840a	840a	148a	210a
<b>322 COXWELL</b>		Bir																																								
<b>Overnight, 7 days a week</b>	17-Feb-09	Monday-Friday overnight				Saturday overnight				Sunday overnight																																
322 Broadview Stn via Cosburn – Victoria Park Stn via Kingston Rd	22.61	LF	1.3	30'00"	39	0	34.8	LF	1.3	30'00"	39	0	34.8	LF	1.3	30'00"	39	0	34.8																							
		Alternates trips with 324 VICTORIA PARK				Alternates trips with 324 VICTORIA PARK				Alternates trips with 324 VICTORIA PARK																																
<b>42 CUMMER</b>		Wil																																								
<b>Monday to Friday</b>	06-Sep-11	Monday-Friday morning peak period				Monday-Friday midday				Monday-Friday afternoon peak period				Monday-Friday early evening				Monday-Friday late evening																								
42 Finch Stn – Victoria Park	18.41	LF	6	9'00"	54	0	20.5						LF	5	11'30"	54	4	20.5									629a	643a	826a	833a												
42A Finch Stn – Middlefield	31.20	LF	5	18'00"	87	3	21.5	LF	3	30'00"	84	6	22.3	LF	4	23'00"	89	3	21.0	LF	4	20'00"	80	0	23.4			332p	304p	638p	619p											
42B Finch Stn – Kennedy	23.16	LF	4	18'00"	67	5	20.7	LF	2	30'00"	60	0	23.2	LF	3	23'00"	67	2	20.7	LF	3	20'00"	58	2	24.0	LF	3	20'00"	58	2	24.0	710a	637a	1010p	950p							
	Combined/Average		15	4'30"					5	15'00"					12	5'45"					7	10'00"					3	20'00"														
<b>Saturday</b>	18-Feb-12	Saturday early morning				Saturday morning				Saturday afternoon				Saturday early evening				Saturday late evening																								
42B Finch Stn – Kennedy	23.16	LF	3	20'00"	55	5	25.3	LF	4	15'00"	60	0	23.2	LF	4	15'00"	60	0	23.2	LF	3	20'00"	56	4	24.8	LF	2	30'00"	56	4	24.8	600a	600a	100a	100a							
<b>Sunday</b>	12-Feb-12	Sunday morning				Sunday afternoon				Sunday early evening				Sunday late evening																												
42B Finch Stn – Kennedy	23.16		See 502 DOWNTOWNER and 503 KINGSTON RD				See 502 DOWNTOWNER				See 502 DOWNTOWNER and 503 KINGSTON RD				LF	3	20'00"	55	5	25.3	LF	4	15'00"	60	0	23.2	LF	2	30'00"	58	2	24.0	LF	2	30'00"	55	5	25.3	750a	820a	100a	100a
<b>113 DANFORTH</b>		Bir																																								
<b>Monday to Friday</b>	06-Sep-11	Monday-Friday morning peak period				Monday-Friday midday				Monday-Friday afternoon peak period				Monday-Friday early evening				Monday-Friday late evening																								
113 Main Street Stn – Kennedy Stn	15.03	LF	4	13'00"	52	0	17.3	LF	2	30'00"	57	3	15.8	LF	4	15'00"	60	0	15.0	LF	2	24'00"	48	0	18.8	LF	2	24'00"	48	0	18.8	537a	514a	140a	116a							
<b>Saturday</b>	09-Sep-06	Saturday early morning				Saturday morning				Saturday afternoon				Saturday early evening				Saturday late evening																								
113 Main Street Stn – Kennedy Stn	15.03	LF	2	24'00"	48	0	18.8	LF	3	18'00"	54	0	16.7	LF	3	18'00"	54	0	16.7	LF	2	30'00"	56	4	16.1	LF	1.5	30'00"	45	0	20.0	551a	515a	137a	115a							
														Alternates trips with 87 COSBURN																												
<b>Sunday</b>	17-Feb-08	Sunday morning				Sunday afternoon				Sunday early evening				Sunday late evening																												
113 Main Street Stn – Kennedy Stn	15.03		See 502 DOWNTOWNER and 503 KINGSTON RD				See 502 DOWNTOWNER				See 502 DOWNTOWNER and 503 KINGSTON RD				LF	2	24'00"	48	0	18.8	LF	3	20'00"	48	12	18.8	LF	1.5	30'00"	45	0	20.0	LF	1.5	30'00"	45	0	20.0	812a	742a	138a	115a
														Alternates trips with 87 COSBURN				Alternates trips with 87 COSBURN																								
<b>302 DANFORTH RD-McCOWAN</b>		Bir																																								
<b>Overnight, 7 days a week</b>	17-Feb-08	Monday-Friday overnight				Saturday overnight				Sunday overnight																																
302 Danforth Ave – Steeles	33.15	LF	2	30'00"	60	0	33.2	LF	2	30'00"	60	0	33.2	LF	2	30'00"	60	0	33.2																							



**TORONTO TRANSIT COMMISSION**

**SERVICE SUMMARY**

March 25 to May 5, 2012

Route	RT dist (km) and date of last change	Veh type	No. of Veh	Service interval	Run time (min)	Term time (min)	Avg spd (km/h)	Veh type	No. of Veh	Service interval	Run time (min)	Term time (min)	Avg spd (km/h)	Veh type	No. of Veh	Service interval	Run time (min)	Term time (min)	Avg spd (km/h)	Veh type	No. of Veh	Service interval	Run time (min)	Term time (min)	Avg spd (km/h)	Veh type	No. of Veh	Service interval	Run time (min)	Term time (min)	Avg spd (km/h)	First dep NB or WB	First dep SB or EB	Last dep NB or WB	Last dep SB or EB																									
<b>127 DAVENPORT</b>	MtD																																																											
<b>Monday to Friday</b>	24-Nov-08		Monday-Friday morning peak period					Monday-Friday midday					Monday-Friday afternoon peak period					Monday-Friday early evening					Monday-Friday late evening																																					
127 Spadina Stn – St Clair & Old Weston Rd	12.15	LF	3	17 ' 00 "	50	1	14.6	LF	2	22 ' 30 "	45	0	16.2	LF	2	25 ' 00 "	50	0	14.6	LF	2	22 ' 30 "	45	0	16.2	LF	2	20 ' 00 "	40	0	18.2	545a	609a	110a	110a																									
<b>Saturday</b>	29-Nov-08		Saturday early morning					Saturday morning					Saturday afternoon					Saturday early evening					Saturday late evening																																					
127 Spadina Stn – St Clair & Old Weston Rd	12.15	LF	2	22 ' 30 "	45	0	16.2	LF	2	22 ' 30 "	45	0	16.2	LF	2	22 ' 30 "	45	0	16.2	LF	2	22 ' 30 "	45	0	16.2	LF	2	20 ' 00 "	40	0	18.2	600a	622a	110a	110a																									
<b>Sunday</b>	08-May-11		Sunday morning					Sunday afternoon					Sunday early evening																																															
127 Spadina Stn – St Clair & Old Weston Rd	12.15		LF	2	22 ' 30 "	45	0	16.2	LF	2	22 ' 30 "	45	0	16.2	LF	2	20 ' 00 "	40	0	18.2													905a	842a	1010p	950p																								
<b>28 DAVISVILLE</b>			See 11 BAYVIEW																																																									
28 Davisville Stn – Bayview																																																												
28A Davisville Stn – Brick Works																																																												
<b>23 DAWES</b>	Bir																																																											
<b>Monday to Friday</b>	13-Feb-12		Monday-Friday morning peak period					Monday-Friday midday					Monday-Friday afternoon peak period					Monday-Friday early evening					Monday-Friday late evening																																					
23 Main Street Stn – St Clair	7.55	LF	6	5 ' 00 "	30	0	15.1	LF	3	10 ' 00 "	30	0	15.1	LF	5	6 ' 00 "	30	0	15.1	LF	2	15 ' 00 "	30	0	15.1	LF	2	15 ' 00 "	30	0	15.1	529a	517a	145a	130a																									
<b>Saturday</b>	21-Oct-06		Saturday early morning					Saturday morning					Saturday afternoon					Saturday early evening					Saturday late evening																																					
23 Main Street Stn – St Clair	7.55	LF	2	13 ' 00 "	26	0	17.4	LF	3	10 ' 00 "	30	0	15.1	LF	3	10 ' 00 "	30	0	15.1	LF	2	15 ' 00 "	30	0	15.1	LF	1	30 ' 00 "	30	0	15.1	537a	550a	145a	130a																									
<b>Sunday</b>	28-Mar-10		Sunday morning					Sunday afternoon					Sunday early evening					Sunday late evening																																										
23 Main Street Stn – St Clair	7.55		LF	1	24 ' 00 "	24	0	18.9	LF	2	15 ' 00 "	30	0	15.1	LF	2	15 ' 00 "	30	0	15.1	LF	2	15 ' 00 "	30	0	15.1	LF	1	30 ' 00 "	30	0	15.1	840a	852a	100a	115a																								
<b>25 DON MILLS</b>	Egl																																																											
<b>Monday to Friday</b>	26-Mar-12		Monday-Friday morning peak period					Monday-Friday midday					Monday-Friday afternoon peak period					Monday-Friday early evening					Monday-Friday late evening																																					
25 Pape Stn – Steeles	32.70	LF	34	3 ' 10 "	108	0	18.2	LF	16	6 ' 40 "	105	2	18.7	LF	30	3 ' 36 "	108	0	18.2	LF	14	7 ' 00 "	94	4	20.9	LF	7	12 ' 00 "	84	0	23.4	440a	520a	149a	110a																									
<b>Saturday</b>	31-Mar-12		Saturday early morning					Saturday morning					Saturday afternoon					Saturday early evening					Saturday late evening																																					
25 Pape Stn – Steeles	32.70	LF	9	10 ' 00 "	90	0	21.8	LF	17	6 ' 00 "	100	2	19.6	LF	17	6 ' 00 "	100	2	19.6	LF	9	10 ' 00 "	84	6	23.4	LF	7	12 ' 00 "	80	4	24.5	440a	520a	149a	110a																									
<b>Sunday</b>	25-Mar-12		Sunday early morning					Sunday morning					Sunday afternoon					Sunday early evening					Sunday late evening																																					
25 Pape Stn – Steeles	32.70	LF	3	30 ' 00 "	90	0	21.8	LF	14	7 ' 00 "	98	0	20.0	LF	18	5 ' 40 "	98	4	20.0	LF	8	10 ' 00 "	80	0	24.5	LF	7	12 ' 00 "	80	4	24.5	440a	520a	149a	110a																									
<b>303 DON MILLS</b>	Egl																																																											
<b>Overnight, 7 days a week</b>	04-Sep-05		Monday-Friday overnight					Saturday overnight					Sunday overnight																																															
303 Steeles – Queen via Broadview	47.04	LF	3	30 ' 00 "	90	0	31.4	LF	3	30 ' 00 "	90	0	31.4	LF	3	30 ' 00 "	90	0	31.4																																									
<b>108 DOWNSVIEW</b>	Arw																																																											
<b>Monday to Friday</b>	06-Sep-11		Monday-Friday morning peak period					Monday-Friday midday					Monday-Friday afternoon peak period					Monday-Friday early evening					Monday-Friday late evening																																					
108 Downsview Stn – Jane	16.91	LF	4	13 ' 00 "	50	2	20.3	LF	2	24 ' 00 "	43	5	23.6	LF	3	17 ' 00 "	48	3	21.1	LF	4	11 ' 00 "	43	1	23.6	LF	3	15 ' 00 "	41	4	24.7	612a	545a	105a	106a																									
108A Downsview Stn – Jane via Grandravine	15.26	LF	4	13 ' 00 "	50	2	18.3	LF	2	24 ' 00 "	43	5	21.3	LF	3	17 ' 00 "	48	3	19.1													624a	559a	651p	716p																									
Combined/Average			8	6 ' 30 "				4	12 ' 00 "				6	8 ' 30 "					4	11 ' 00 "						3	15 ' 00 "																																	
<b>Saturday</b>	10-Sep-11		Saturday early morning					Saturday morning					Saturday afternoon					Saturday early evening					Saturday late evening																																					
108 Downsview Stn – Jane	16.91	LF	3	15 ' 00 "	40	5	25.4	LF	4	12 ' 00 "	43	5	23.6	LF	6	7 ' 30 "	44	1	23.1	LF	3	15 ' 00 "	40	5	25.4	LF	3	15 ' 00 "	40	5	25.4	545a	615a	105a	105a																									
<b>Sunday</b>	09-Oct-11		Sunday morning					Sunday afternoon					Sunday early evening					Sunday late evening																																										
108 Downsview Stn – Jane	16.91		LF	3	15 ' 00 "	40	5	25.4	LF	4	12 ' 00 "	44	4	23.1	LF	2	22 ' 00 "	40	4	25.4	LF	2	22 ' 00 "	40	4	25.4	LF	2	22 ' 00 "	40	4	25.4	830a	825a	105a	105a																								



TORONTO TRANSIT COMMISSION

SERVICE SUMMARY

March 25 to May 5, 2012

Route	RT dist (km) and date of last change	Veh type	No. of Veh	Service interval	Run time (min)	Term time (min)	Avg spd (km/h)	Veh type	No. of Veh	Service interval	Run time (min)	Term time (min)	Avg spd (km/h)	Veh type	No. of Veh	Service interval	Run time (min)	Term time (min)	Avg spd (km/h)	Veh type	No. of Veh	Service interval	Run time (min)	Term time (min)	Avg spd (km/h)	Veh type	No. of Veh	Service interval	Run time (min)	Term time (min)	Avg spd (km/h)	First dep NB or WB	First dep SB or EB	Last dep NB or WB	Last dep SB or EB									
<b>101 DOWNSVIEW PARK</b>	Arw																																											
<b>Monday to Friday</b>		<b>Monday to Friday service operates seasonally. Service is scheduled to resume in the May Board Period.</b>																																										
101 Downsview Stn – Downsview Park	5.64																																											
<b>Saturday</b>		25-Jun-11																																										
		Saturday morning								Saturday afternoon								Saturday early evening																										
101 Downsview Stn – Downsview Park	5.64	LF	1	20 ' 00 "	20	0	16.9	LF	1	20 ' 00 "	20	0	16.9	LF	1	20 ' 00 "	20	0	16.9															900a	910a	1000p	1010p							
<b>Sunday</b>		19-Jun-11																																										
		Sunday morning								Sunday afternoon								Sunday early evening																										
101 Downsview Stn – Downsview Park	5.64	LF	1	20 ' 00 "	20	0	16.9	LF	1	20 ' 00 "	20	0	16.9	LF	1	20 ' 00 "	20	0	16.9																940a	950a	1000p	1010p						
<b>142 DOWNTOWN/ AVENUE RD EXPRESS</b>	Wil																																											
<b>Monday to Friday</b>		Monday-Friday morning peak period														Monday-Friday afternoon peak period																												
142 Downtown – Highway 401	24.41	LF	3	30 ' 00 "	90	0	16.3	LF	3	30 ' 00 "	90	0	16.3																							705a	630a	740a	830a					
																																				400p	442p	630p	542p					
<b>143 DOWNTOWN/ BEACH EXPRESS</b>	Bir																																											
<b>Monday to Friday</b>		Monday-Friday morning peak period														Monday-Friday afternoon peak period																												
143 Downtown – Neville Park	20.37	LF	3	Six WB trips				LF	2	Five EB trips																											705a	735a	845a	825a				
																																					440p	410p	540p	618p				
<b>144 DOWNTOWN/ DON VALLEY EXPRESS</b>	Egl																																											
<b>Monday to Friday</b>		Monday-Friday morning peak period														Monday-Friday afternoon peak period																												
144 Downtown – Wynford and Underhill	39.75							LF	4	Eight NB trips																												410p		640p				
144A Underhill – Downtown	41.02	LF	5	Five SB trips																																		650a	802a					
144B Wynford – Downtown	32.19	LF	4	Seven SB trips																																	645a	815a						
Combined/Average			9						4																																			
<b>145 DOWNTOWN/ HUMBER BAY EXPRESS</b>	Qsy																																											
<b>Monday to Friday</b>		Monday-Friday morning peak period														Monday-Friday afternoon peak period																												
145 Kipling – Downtown	28.81	LF	3	Three EB trips				LF	3	Three WB trips																													630a	730a				
145A Royal York – Downtown	27.85	LF	2	Two EB trips				LF	3	Three WB trips																													545p	645p				
Combined/Average			3						3																																			
<b>141 DOWNTOWN/ MT PLEASANT EXPRESS</b>	MtD																																											
<b>Monday to Friday</b>		Monday-Friday morning peak period														Monday-Friday afternoon peak period																												
141 Downtown – Eglinton	20.12	LF	3	Four SB trips				LF	2	Two NB trips																													444p	710a	514p	835a		
<b>502 DOWNTOWNER and 503 KINGSTON RD</b>	Rus																																											
<b>Monday to Friday</b>		Monday-Friday morning peak period								Monday-Friday midday								Monday-Friday afternoon peak period																										
502 McCaul – Victoria Park	18.76	CLRV	7	12 ' 00 "	84	0	13.4	CLRV	4	20 ' 00 "	80	0	14.1	CLRV	6	15 ' 00 "	84	6	13.4																					521a	603a	545p	630p	
503 York – Victoria Park	17.94	CLRV	6	12 ' 00 "	72	0	15.0	CLRV	5	15 ' 00 "	72	3	15.0																											627a	703a	839a	803a	
Combined/Average			13	6 ' 00 "					4	20 ' 00 "					11	7 ' 30 "																									437p	358p	537p	613p

Evening and weekend service on Kingston Road provided by 22 COXWELL.  
Overnight service on Kingston Road provided by 322 COXWELL.





TORONTO TRANSIT COMMISSION

SERVICE SUMMARY

March 25 to May 5, 2012

Route	RT dist (km) and date of last change	Veh type	No. of Veh	Service interval	Run time (min)	Term time (min)	Avg spd (km/h)	Veh type	No. of Veh	Service interval	Run time (min)	Term time (min)	Avg spd (km/h)	Veh type	No. of Veh	Service interval	Run time (min)	Term time (min)	Avg spd (km/h)	Veh type	No. of Veh	Service interval	Run time (min)	Term time (min)	Avg spd (km/h)	Veh type	No. of Veh	Service interval	Run time (min)	Term time (min)	Avg spd (km/h)	First dep NB or WB	First dep SB or EB	Last dep NB or WB	Last dep SB or EB																																		
<b>125 DREWRY</b>																																																																					
		Wil																																																																			
<b>Monday to Friday</b>		26-Mar-12																																																																			
				Monday-Friday morning peak period							Monday-Friday midday							Monday-Friday afternoon peak period							Monday-Friday early evening							Monday-Friday late evening																																					
125 Finch Stn – Bathurst (Torresdale)																														7.92	LF	5	6 ' 30 "	30	3	15.8	LF	1	30 ' 00 "	28	2	17.0	LF	3	10 ' 00 "	30	0	15.8	LF	2	15 ' 00 "	25	5	19.0	LF	1	30 ' 00 "	25	5	19.0	600a	542a	100a	1242a					
<b>Saturday</b>																																																																					
		09-Jan-10																																																																			
				Saturday early morning							Saturday morning							Saturday afternoon							Saturday early evening							Saturday late evening																																					
125 Finch Stn – Bathurst (Torresdale)																														7.92	LF	1	30 ' 00 "	25	5	19.0	LF	1	30 ' 00 "	28	2	17.0	LF	1	30 ' 00 "	28	2	17.0	LF	1	30 ' 00 "	25	5	19.0	LF	1	30 ' 00 "	25	5	19.0	630a	612a	100a	1242a					
<b>Sunday</b>																																																																					
		03-Jan-10																																																																			
125 Finch Stn – Bathurst (Torresdale)																														7.92																																							
<b>29 DUFFERIN</b>																																																																					
		Wil																																																																			
<b>Monday to Friday</b>		13-Feb-12																																																																			
				Monday-Friday morning peak period							Monday-Friday midday							Monday-Friday afternoon peak period							Monday-Friday early evening							Monday-Friday late evening																																					
29 Wilson Stn–Exhibition (Dufferin Gate)																														24.48							Lift	27	3 ' 40 "	96	3	15.3							Lift	21	4 ' 00 "	81	3	18.1	Lift	9	7 ' 15 "	64	2	23.0	820a	844a	304p	333p					
29 To Exhibition (Dufferin Gate)																																																																					
29 To Wilson Stn																																																																					
29A Tycos Dr – Exhibition (Dufferin Gt)																														18.31	Lift	12	5 ' 15 "	61	2	18.0						Lift	13	6 ' 00 "	73	5	15.1																						
29 To Exhibition (Dufferin Gate)																																																																					
29A To Tycos																																																																					
29D Wilson Stn–Exhibition (Princes' Gt)																														27.12	Lift	19	5 ' 15 "	98	2	16.6						Lift	18	6 ' 00 "	105	3	15.5																						
29D To Exhibition (Princes' Gate)																																																																					
29 To Wilson Stn																																																																					
Combined/Average																																31	2 ' 38 "						27	3 ' 40 "																													
<b>Saturday</b>																																																																					
		18-Feb-12																																																																			
				Saturday early morning							Saturday morning							Saturday afternoon							Saturday early evening							Saturday late evening																																					
29 Wilson Stn–Exhibition (Dufferin Gate)																														24.48							Lift	12	8 ' 40 "	101	3	14.5	Lift	17	6 ' 00 "	101	1	14.5							Lift	6	11 ' 00 "	65	1	22.6	852a	804a	736p	651p					
29 To Exhibition (Dufferin Gate)																																																																					
29 To Wilson Stn																																																																					
29D Wilson Stn–Exhibition (Princes' Gt)																														27.12	Lift	13	6 ' 15 "	81	0	20.0	Lift	13	8 ' 40 "	112	1	14.5	Lift	19	6 ' 00 "	112	2	14.5	Lift	12	7 ' 20 "	88	0	18.5															
29D To Exhibition (Princes' Gate)																																																																					
29 To Wilson Stn																																																																					
Combined/Average																																13	6 ' 15 "						25	4 ' 20 "																													
<b>Sunday</b>																																																																					
		12-Feb-12																																																																			
				Sunday early morning							Sunday morning							Sunday afternoon							Sunday early evening							Sunday late evening																																					
29 Wilson Stn–Exhibition (Dufferin Gate)																														24.48							Lift	9	10 ' 00 "	89	1	16.5	Lift	14	6 ' 45 "	89	6	16.5	Lift	7	10 ' 00 "	70	0	21.0	Lift	6	11 ' 00 "	64	2	23.0	910a	830a	152a	141a					
29 To Exhibition (Dufferin Gate)																																																																					
29 To Wilson Stn																																																																					
29D Wilson Stn–Exhibition (Princes' Gt)																														27.12	Lift	7	10 ' 00 "	70	0	23.2	Lift	10	10 ' 00 "	99	1	16.4	Lift	15	6 ' 45 "	99	3	16.5																					
29D To Exhibition (Princes' Gate)																																																																					
29 To Wilson Stn																																																																					
Combined/Average																																7	10 ' 00 "						19	5 ' 00 "																													
<b>329 DUFFERIN</b>																																																																					
		MtD/Wil																																																																			
<b>Overnight, 7 days a week</b>		23-Nov-08																																																																			
				Monday-Friday overnight							Saturday overnight							Sunday overnight																																																			
329 Wilson Stn – Exhibition																														30.75	LF	2.4	30 ' 00 "	71	0	26.0	LF	2.4	30 ' 00 "	71	0	26.0	LF	2.4	30 ' 00 "	71	0	26.0																					
Alternates trips with 316 OSSINGTON																																																																					



TORONTO TRANSIT COMMISSION

SERVICE SUMMARY

March 25 to May 5, 2012

Route	RT dist (km) and date of last change	Veh type	No. of Veh	Service interval	Run time (min)	Term time (min)	Avg spd (km/h)	Veh type	No. of Veh	Service interval	Run time (min)	Term time (min)	Avg spd (km/h)	Veh type	No. of Veh	Service interval	Run time (min)	Term time (min)	Avg spd (km/h)	Veh type	No. of Veh	Service interval	Run time (min)	Term time (min)	Avg spd (km/h)	Veh type	No. of Veh	Service interval	Run time (min)	Term time (min)	Avg spd (km/h)	First dep NB or WB	First dep SB or EB	Last dep NB or WB	Last dep SB or EB					
<b>105 DUFFERIN NORTH</b>	Wil	Service outside Toronto north of Steeles Avenue is provided under contract to York Region.																																						
<b>Monday to Friday</b>	13-Feb-12	Monday-Friday morning peak period							Monday-Friday midday							Monday-Friday afternoon peak period							Monday-Friday early evening							Monday-Friday late evening										
105 Downsvie Stn – Rutherford	23.58	LF	2.5	28'00"	61	9	23.2	LF	2	30'00"	56	4	25.3	LF	3.5	24'00"	75	9	18.9	LF	2	30'00"	55	5	25.7															
105B Downsvie Stn – Major Mackenzie	27.93	LF	2.5	28'00"	69	1	24.3							LF	3.5	24'00"	83	1	20.2																					
105C Downsvie Stn – Steeles	9.93																									LF	1	30'00"	30	0	19.9									
Combined/Average			5	14'00"					2	30'00"					7	12'00"											1	30'00"												
<b>Saturday</b>	28-Nov-09	Saturday early morning							Saturday morning							Saturday afternoon							Saturday early evening							Saturday late evening										
105 Downsvie Stn – Rutherford	23.58	LF	2	30'00"	55	5	25.7	LF	2	30'00"	55	5	25.7	LF	2	30'00"	55	5	25.7	LF	2	30'00"	55	5	25.7															
105C Downsvie Stn – Steeles	9.93																									LF	1	30'00"	30	0	19.9									
<b>Sunday</b>	08-May-11	Sunday morning							Sunday afternoon							Sunday early evening																								
105 Downsvie Stn – Rutherford	23.58							LF	2	30'00"	55	5	25.7	LF	2	30'00"	55	5	25.7	LF	2	30'00"	55	5	25.7															
<b>505 DUNDAS</b>	Ron/Rus																																							
<b>Monday to Friday</b>	13-Feb-12	Monday-Friday morning peak period							Monday-Friday midday							Monday-Friday afternoon peak period							Monday-Friday early evening							Monday-Friday late evening										
505 Dundas West Stn – Broadview Stn	21.47	CLRV	18	5'30"	94	5	13.7	CLRV	16	6'30"	96	8	13.4	CLRV	19	5'40"	100	8	12.9	CLRV	11	8'00"	83	5	15.5	CLRV	7	12'00"	78	6	16.5									
<b>Saturday</b>	18-Feb-12	Saturday early morning							Saturday morning							Saturday afternoon							Saturday early evening							Saturday late evening										
505 Dundas West Stn – Broadview Stn	21.47	CLRV	9	10'00"	84	6	15.3	CLRV	16	6'45"	104	4	12.4	CLRV	21	5'30"	105	11	12.3	CLRV	8	12'00"	91	5	14.2	CLRV	6	14'00"	78	6	16.5									
<b>Sunday</b>	12-Feb-12	Sunday early morning							Sunday morning							Sunday afternoon							Sunday early evening							Sunday late evening										
505 Dundas West Stn – Broadview Stn	21.47	CLRV	4	20'00"	80	0	16.1	CLRV	12	8'00"	92	4	14.0	CLRV	16	6'20"	94	8	13.7	CLRV	8	12'00"	91	5	14.2	CLRV	6	14'00"	78	6	16.5									
<b>26 DUPONT</b>	Qsy																																							
<b>Monday to Friday</b>	13-Feb-12	Monday-Friday morning peak period							Monday-Friday midday							Monday-Friday afternoon peak period							Monday-Friday early evening																	
26 St George Stn – Jane Stn	19.09	LF	5	16'00"	75	5	15.3	LF	4	20'00"	68	12	16.8	LF	6	14'00"	80	4	14.3	LF	3	20'00"	60	0	19.1															
<b>Saturday</b>	10-Sep-11	Saturday early morning							Saturday morning							Saturday afternoon							Saturday early evening																	
26 St George Stn – Jane Stn	19.09	LF	2	30'00"	60	0	19.1	LF	3	24'00"	72	0	15.9	LF	3	24'00"	72	0	15.9	LF	3	24'00"	72	0	15.9															
<b>Sunday</b>	04-Sep-11	Sunday early morning							Sunday morning							Sunday afternoon							Sunday early evening																	
26 St George Stn – Jane Stn	19.09	LF	2	30'00"	60	0	19.1	LF	2	30'00"	60	0	19.1	LF	2	30'00"	60	0	19.1	LF	2	30'00"	60	0	19.1															
<b>111 EAST MALL</b>	Qsy																																							
<b>Monday to Friday</b>	13-Feb-12	Monday-Friday morning peak period							Monday-Friday midday							Monday-Friday afternoon peak period							Monday-Friday early evening							Monday-Friday late evening										
111 Kipling Stn – Eglinton	17.93	LF	5	10'00"	46	4	23.4	LF	4	12'00"	46	2	23.4	LF	6	9'00"	49	5	22.0	LF	3	15'00"	45	0	23.9	LF	2	20'00"	36	4	29.9									
<b>Saturday</b>	20-Feb-10	Saturday early morning							Saturday morning							Saturday afternoon							Saturday early evening							Saturday late evening										
111 Kipling Stn – Eglinton	17.93	LF	2	20'00"	40	0	26.9	LF	3.5	15'00"	52	0	20.6	LF	5	11'00"	47	8	22.9	LF	2	20'00"	39	1	27.6	LF	2	20'00"	36	4	29.9									
Alternates trips with 123 SHORNCLIFFE																																								
<b>Sunday</b>	14-Feb-10	Sunday morning							Sunday afternoon							Sunday early evening							Sunday late evening																	
111 Kipling Stn – Eglinton	17.93							LF	3	15'00"	45	0	23.9	LF	3	18'00"	47	7	22.9	LF	2	20'00"	39	1	27.6	LF	2	20'00"	36	4	29.9									
<b>404 EAST YORK COMMUNITY BUS</b>	W-T																																							
<b>Monday to Friday</b>	Mar-05	Monday-Friday midday							Monday-Friday afternoon peak period																															
404 East General Hospital – Shoppers World via Victoria Park Stn								CB	1	75'00"	75	0		CB	1	75'00"	75	0																						



**TORONTO TRANSIT COMMISSION**

**SERVICE SUMMARY**

March 25 to May 5, 2012

Route	RT dist (km) and date of last change	Veh type	No. of Veh	Service interval	Run time (min)	Term time (min)	Avg spd (km/h)	Veh type	No. of Veh	Service interval	Run time (min)	Term time (min)	Avg spd (km/h)	Veh type	No. of Veh	Service interval	Run time (min)	Term time (min)	Avg spd (km/h)	Veh type	No. of Veh	Service interval	Run time (min)	Term time (min)	Avg spd (km/h)	Veh type	No. of Veh	Service interval	Run time (min)	Term time (min)	Avg spd (km/h)	First dep NB or WB	First dep SB or EB	Last dep NB or WB	Last dep SB or EB						
<b>34 EGLINTON EAST</b>																																									
Egl																																									
<b>Monday to Friday</b>																																									
26-Mar-12 Monday-Friday morning peak period Monday-Friday midday Monday-Friday afternoon peak period Monday-Friday early evening Monday-Friday late evening																																									
34 Eglinton Stn – Kingston Rd	33.71	LF	13	9' 00"	116	1	17.4	LF	15	8' 00"	118	2	17.2																												
34C Eglinton Stn – Kennedy Stn	23.33	LF	10	9' 00"	84	6	16.7	LF	10	8' 30"	81	4	17.3	LF	11	8' 00"	86	2	16.3	LF	13	6' 15"	80	2	17.5	LF	5	14' 00"	70	0	20.0										
Combined/Average			23	4' 30"					10	8' 30"					26	4' 00"					13	6' 15"						5	14' 00"												
<b>Saturday</b>																																									
31-Mar-12 Saturday early morning Saturday morning Saturday afternoon Saturday early evening Saturday late evening																																									
34C Eglinton Stn – Kennedy Stn	23.33	LF	6	12' 00"	72	0	19.4	LF	11	7' 00"	76	1	18.4	LF	11	7' 00"	76	1	18.4	LF	6	11' 00"	66	0	21.2	LF	4	15' 00"	60	0	23.3										
<b>Sunday</b>																																									
25-Mar-12 Sunday early morning Sunday morning Sunday afternoon Sunday early evening Sunday late evening																																									
34C Eglinton Stn – Kennedy Stn	23.33	LF	7	10' 20"	72	1	19.5	LF	7	10' 20"	72	1	19.5	LF	8	9' 30"	72	4	19.4	LF	5	14' 00"	66	4	21.2	LF	3	20' 00"	60	0	23.3										
<b>305 EGLINTON EAST</b>																																									
Egl																																									
<b>Overnight, 7 days a week</b>																																									
14-Feb-10 Monday-Friday overnight Saturday overnight Sunday overnight																																									
305 Eglinton Stn – Rouge Hill GO Stn	48.20	LF	3.5	30' 00"	105	0	27.5	LF	3.5	30' 00"	105	0	27.5	LF	3.5	30' 00"	105	0	27.5	Alternates trips with 354 LAWRENCE EAST																					
<b>32 EGLINTON WEST</b>																																									
MtD																																									
<b>Monday to Friday</b>																																									
13-Feb-12 Monday-Friday morning peak period Monday-Friday midday Monday-Friday afternoon peak period Monday-Friday early evening Monday-Friday late evening																																									
32 Eglinton Stn – Renforth	32.99	LF	27	4' 30"	119	3	17.5	LF	9	12' 00"	108	0	19.2	LF	18	7' 00"	118	8	17.6	LF	10	11' 00"	109	1	19.1	LF	6.5	14' 00"	90	1	22.0										
32A Eglinton Stn – Renforth & Skymark	34.65	LF	19	4' 30"	85	1	14.2	LF	7	12' 00"	84	0	14.4	LF	13	7' 00"	89	2	13.6	LF	8	11' 00"	84	4	14.4	LF	5.5	14' 00"	70	7	17.3										
32C Eglinton Stn – Jane & Lawrence via Trethewey	20.18	LF	5	9' 00"	43	2	18.4	LF	4	12' 00"	48	0	16.5	LF	7	7' 00"	47	2	16.9	LF	2	24' 00"	48	0	16.5																
32D Eglinton West Stn – Jane & Emmett	13.21	LF	2	24' 00"	43	5	18.4	LF	2	30' 00"	60	0	13.2	LF	2	30' 00"	60	0	13.2	LF	2	24' 00"	48	0	16.5																
Combined/Average			51	1' 48"					20	4' 00"					38	2' 20"					20	4' 28"						12	7' 00"												
<b>Saturday</b>																																									
31-Mar-12 Saturday early morning Saturday morning Saturday afternoon Saturday early evening Saturday late evening																																									
32 Eglinton Stn – Renforth	32.99	LF	6	15' 00"	90	0	22.0	LF	12	10' 00"	117	3	16.9	LF	12	10' 00"	117	3	16.9	LF	5	20' 00"	96	4	20.6	LF	4.5	20' 00"	90	0	22.0										
32C Eglinton Stn – Jane & Lawrence via Trethewey	20.18	LF	5	15' 00"	75	0	16.1	LF	10	10' 00"	96	4	12.6	LF	10	10' 00"	96	4	12.6	LF	4	20' 00"	72	8	16.8	LF	3.5	20' 00"	70	0	17.3										
32D Eglinton West Stn – Jane & Emmett	13.21	LF	2	24' 00"	43	5	18.4	LF	2	30' 00"	60	0	13.2	LF	2	30' 00"	60	0	13.2	LF	2	24' 00"	48	0	16.5																
Combined/Average			13	5' 43"					24	4' 17"					24	4' 17"					11	7' 04"						8	10' 00"												
<b>Sunday</b>																																									
25-Mar-12 Sunday early morning Sunday morning Sunday afternoon Sunday early evening Sunday late evening																																									
32 Eglinton Stn – Renforth	32.99	LF	3.5	30' 00"	90	15	22.0	LF	6.5	15' 00"	97	1	20.4	LF	9.5	11' 00"	99	6	20.0	LF	5.5	18' 00"	96	3	20.6	LF	4	23' 30"	90	4	22.0										
32C Eglinton Stn – Jane & Lawrence via Trethewey	20.18	LF	2.5	30' 00"	70	5	17.3	LF	5.5	15' 00"	80	3	15.1	LF	7.5	11' 00"	80	3	15.1	LF	4.5	18' 00"	72	9	16.8	LF	3	23' 30"	70	1	17.3										
32D Eglinton West Stn – Jane & Emmett	13.21	LF	2	24' 00"	44	4	18.0	LF	2	24' 00"	46	2	17.2																												
Combined/Average			6	15' 00"					14	5' 43"					19	4' 28"					10	9' 00"						7	11' 45"												
<b>307 EGLINTON WEST</b>																																									
MtD																																									
<b>Overnight, 7 days a week</b>																																									
23-Nov-08 Monday-Friday overnight Saturday overnight Sunday overnight																																									
307 Eglinton Stn – Pearson Airport	38.95	LF	3	30' 00"	90	0	26.0	LF	3	30' 00"	90	0	26.0	LF	3	30' 00"	90	0	26.0																						
<b>405 ETOBICOKE COMMUNITY BUS</b>																																									
W-T																																									
<b>Monday to Friday</b>																																									
24-Oct-05 Monday-Friday midday Monday-Friday afternoon peak period																																									
405 Richview – Kipling		CB	1	74' 00"	74	0		CB	1	74' 00"	74	0																													



TORONTO TRANSIT COMMISSION

SERVICE SUMMARY

March 25 to May 5, 2012

Table with columns for Route, RT dist (km) and date of last change, Veh type, No. of Veh, Service interval, Run time (min), Term (min), Avg spd (km/h), and various service details for routes 15 EVANS, 193 EXHIBITION ROCKET, 104 FAYWOOD, 139 FINCH-DON MILLS, 39 FINCH EAST, and 308 FINCH EAST.



**TORONTO TRANSIT COMMISSION**

**SERVICE SUMMARY**

March 25 to May 5, 2012

Route	RT dist (km) and date of last change				Run time Term time Avg spd			Run time Term time Avg spd				Run time Term time Avg spd				Run time Term time Avg spd				Run time Term time Avg spd				First dep NB or WB	First dep SB or EB	Last dep NB or WB	Last dep SB or EB											
	Veh type	No. of Veh	Service interval	(min)	(min)	(km/h)	Veh type	No. of Veh	Service interval	(min)	(min)	(km/h)	Veh type	No. of Veh	Service interval	(min)	(min)	(km/h)	Veh type	No. of Veh	Service interval	(min)	(min)					(km/h)	Veh type	No. of Veh	Service interval	(min)	(min)	(km/h)				
<b>199 FINCH ROCKET</b>	Mal																																					
<b>Monday to Friday</b>	26-Mar-12				Monday-Friday morning peak period			Monday-Friday midday			Monday-Friday afternoon peak period			Monday-Friday early evening																								
199 Finch Stn-Scarborough Centre Stn	33.02				Lift	29	3 ' 15 "	92	3	21.6	Lift	12	6 ' 45 "	80	1	24.8	Lift	19	5 ' 00 "	93	2	21.3	Lift	11	7 ' 20 "	80	1	24.8					556a	628a	1004p	1000p		
<b>Saturday</b>	16-Oct-10								Saturday morning			Saturday afternoon																										
199 Finch Stn-Scarborough Centre Stn	33.02								Lift	11	7 ' 30 "	82	0	24.0	Lift	12	7 ' 00 "	84	0	23.6									903a	903a	619p	558p						
<b>36 FINCH WEST</b>	Arw				Running time increase required for construction of the Toronto-York Spadina Subway expansion Monday-Friday and Saturday afternoon.																																	
<b>Monday to Friday</b>	26-Mar-12				Monday-Friday morning peak period			Monday-Friday midday			Monday-Friday afternoon peak period			Monday-Friday early evening				Monday-Friday late evening																				
36A Finch Stn – Kipling	30.89				LF	12	8 ' 00 "	92	4	20.1	LF	11	10 ' 00 "	98	12	18.9	LF	10	12 ' 00 "	108	12	17.2									619a	621a	630p	636p				
36B Finch Stn – Humberwood	39.97				LF	16	8 ' 00 "	124	4	19.3	LF	13	10 ' 00 "	124	6	19.3	LF	23	6 ' 00 "	134	4	17.9	LF	17	6 ' 45 "	112	3	21.4	LF	11	9 ' 00 "	95	4	25.2	515a	517a	234a	146a
36C Finch Stn – Jane	19.50				LF	5	16 ' 00 "	66	14	17.7															623a	658a	833a	906a										
36D Finch Stn – Weston Rd & Milvan	27.27				LF	3	28 ' 00 "	82	2	20.0															600a	628a	848a	902a										
36F Finch Stn – Weston Rd & Milvan Via Fenmar	27.78				LF	3	28 ' 00 "	84	0	19.8															232p	322p	612p	618p										
Combined/Average						39	2 ' 36 "					24	5 ' 00 "					42	2 ' 56 "				17	6 ' 45 "				11	9 ' 00 "				243p	333p	601p	629p		
<b>Saturday</b>	31-Mar-12				Saturday early morning			Saturday morning			Saturday afternoon			Saturday early evening				Saturday late evening																				
36A Finch Stn – Kipling	30.89								LF	9	12 ' 00 "	96	12	19.3	LF	10	10 ' 30 "	96	9	19.3									1007a	1003a	726p	657p						
36B Finch Stn – Humberwood	39.97				LF	10	10 ' 00 "	95	5	25.2	LF	11	12 ' 00 "	124	8	19.3	LF	12	10 ' 30 "	124	2	19.3	LF	10	9 ' 00 "	90	0	26.6	LF	7	13 ' 00 "	90	1	26.6	515a	535a	230a	155a
Combined/Average						10	10 ' 00 "					20	6 ' 00 "				22	5 ' 15 "					10	9 ' 00 "				7	13 ' 00 "									
<b>309 FINCH WEST</b>	Arw/Mal																																					
<b>Overnight, 7 days a week</b>	17-May-08				Monday-Friday overnight			Saturday overnight			Sunday overnight																											
309 Finch Stn – Woodbine Racetrack	45.42				LF	3	30 ' 00 "	86	0	31.7	LF	3	30 ' 00 "	86	0	31.7	LF	3	30 ' 00 "	86	0	31.7																
					Alternates trips with 308 FINCH EAST				Alternates trips with 308 FINCH EAST				Alternates trips with 308 FINCH EAST																									
<b>100 FLEMINGDON PARK</b>	Egl																																					
<b>Monday to Friday</b>	07-Sep-10				Monday-Friday morning peak period			Monday-Friday midday			Monday-Friday afternoon peak period			Monday-Friday early evening				Monday-Friday late evening																				
100 Broadview Stn – Eglinton Stn	31.06				LF	3	14 ' 00 "	98	4	19.0	LF	12	8 ' 00 "	95	1	19.6	LF	3	16 ' 30 "	100	10	18.6	LF	12	7 ' 30 "	90	0	20.7	LF	6	15 ' 00 "	80	10	23.3	535a	505a	120a	120a
100A Broadview Stn – Don Mills & Wynford	20.53				LF	17	3 ' 30 "	60	0	20.7															622a	627a	831a	901a										
100D Broadview Stn – Don Mills & Wynford via Linkwood	20.63				LF		14 ' 00 "	60	0	20.6															328p	358p	613p	710p										
Combined/Average						20	3 ' 30 "					12	8 ' 00 "					14	5 ' 30 "				12	7 ' 30 "				6	15 ' 00 "				629a	713a	849a	922a		
					Every 4th 100A operates as a 100				Every 3rd 100A operates as a 100				Every 3rd 100A operates as a 100D																									
<b>Saturday</b>	26-Nov-11				Saturday early morning			Saturday morning			Saturday afternoon			Saturday early evening				Saturday late evening																				
100 Broadview Stn – Eglinton Stn	31.06				LF	3	30 ' 00 "	90	0	20.7	LF	11	8 ' 15 "	91	0	20.5	LF	11	8 ' 15 "	91	0	20.5	LF	11	8 ' 15 "	90	1	20.7	LF	6	15 ' 00 "	80	10	23.3	615a	600a	120a	120a
<b>Sunday</b>	20-Nov-11				Sunday morning			Sunday afternoon			Sunday early evening				Sunday late evening																							
100 Broadview Stn – Eglinton Stn	31.06								LF	5	20 ' 00 "	90	10	20.7	LF	6	15 ' 00 "	90	0	20.7									910a	815a	915p	945p						
100A Broadview Stn – Don Mills & Wynford	20.53								LF	3	20 ' 00 "	60	0	20.5	LF	4	15 ' 00 "	60	0	20.5									900a	930a	115a	100a						
Combined/Average										8	10 ' 00 "					10	7 ' 30 "												7	13 ' 00 "			4	15 ' 00 "				



SERVICE SUMMARY

March 25 to May 5, 2012

Table with columns for Route, RT dist (km) and date of last change, Veh type, No. of Veh, Service interval, Run time (min), Term time (min), Avg spd (km/h), and multiple columns for service frequency (Monday-Friday, Saturday, Sunday) across different time periods (morning peak, midday, afternoon peak, early evening, late evening).



**TORONTO TRANSIT COMMISSION**

**SERVICE SUMMARY**

March 25 to May 5, 2012

Route	RT dist (km) and date of last change	Veh type	No. of Veh	Service interval	Run time (min)	Term time (min)	Avg spd (km/h)	Veh type	No. of Veh	Service interval	Run time (min)	Term time (min)	Avg spd (km/h)	Veh type	No. of Veh	Service interval	Run time (min)	Term time (min)	Avg spd (km/h)	Veh type	No. of Veh	Service interval	Run time (min)	Term time (min)	Avg spd (km/h)	Veh type	No. of Veh	Service interval	Run time (min)	Term time (min)	Avg spd (km/h)	First dep NB or WB	First dep SB or EB	Last dep NB or WB	Last dep SB or EB	
<b>509 HARBOURFRONT</b>	Rus	Route operated out of Russell Division due to Roncesvalles Yard track work.																																		
<b>Monday to Friday</b>	06-Sep-11	Monday-Friday morning peak period							Monday-Friday midday							Monday-Friday afternoon peak period							Monday-Friday early evening							Monday-Friday late evening						
509 Exhibition – Union Station	9.30	CLR	7	5' 15"	34	3	16.4	CLR	5	7' 15"	32	4	17.4	CLR	8	4' 45"	34	4	16.4	CLR	5	7' 15"	32	4	17.4	CLR	3	10' 00"	30	0	18.6	603a	548a	115a	100a	
<b>Saturday</b>	31-Mar-12	Saturday early morning							Saturday morning							Saturday afternoon							Saturday early evening							Saturday late evening						
509 Exhibition – Union Station	9.30	CLR	2	17' 00"	32	2	17.4	CLR	4	9' 00"	32	4	17.4	CLR	7	5' 30"	34	5	16.4	CLR	4	9' 00"	32	4	17.4	CLR	2	15' 00"	30	0	18.6	610a	555a	115a	100a	
<b>Sunday</b>	25-Mar-12	Sunday morning							Sunday afternoon							Sunday early evening							Sunday late evening													
509 Exhibition – Union Station	9.30							CLR	4	9' 00"	32	4	17.4	CLR	6	6' 30"	34	5	16.4	CLR	3	12' 00"	32	4	17.4	CLR	2	15' 00"	30	0	18.6	900a	845a	115a	100a	
<b>38 HIGHLAND CREEK</b>	Mal																																			
<b>Monday to Friday</b>	26-Mar-12	Monday-Friday morning peak period							Monday-Friday midday							Monday-Friday afternoon peak period							Monday-Friday early evening							Monday-Friday late evening						
38 Scarborough Centre Stn – Rouge Hill GO Stn	24.01	LF	4.5	15' 00"	66	2	21.8	LF	5.5	12' 00"	60	6	24.0	LF	6	12' 00"	70	2	20.6	LF	5	12' 00"	60	0	24.0	LF	3	16' 40"	50	0	28.8	503a	530a	117a	130a	
38A Scarborough Centre Stn – of T Scarborough	18.10	LF	3.5	15' 00"	42	11	25.9	LF	3.5	12' 00"	40	2	27.2	LF	4	12' 00"	48	0	22.6																	
			8	7' 30"					9	6' 00"					10	6' 00"					5	12' 00"						3	16' 40"							
<b>Saturday</b>	10-Jan-09	Saturday early morning							Saturday morning							Saturday afternoon							Saturday early evening							Saturday late evening						
38 Scarborough Centre Stn – Rouge Hill GO Stn	24.01	LF	4	15' 00"	60	0	24.0	LF	4	15' 00"	60	0	24.0	LF	5	12' 00"	60	0	24.0	LF	3	20' 00"	60	0	24.0	LF	2.5	20' 00"	50	0	28.8	551a	621a	1255a	110a	
		Alternates trips with 133 NEILSON																																		
<b>Sunday</b>	04-Jan-09	Sunday morning							Sunday afternoon							Sunday early evening							Sunday late evening													
38 Scarborough Centre Stn – Rouge Hill GO Stn	24.01							LF	4	15' 00"	60	0	24.0	LF	4	15' 00"	60	0	24.0	LF	2	30' 00"	60	0	24.0	LF	2	30' 00"	60	0	24.0	850a	820a	100a	100a	
<b>191 HIGHWAY 27 ROCKET</b>	Arw																																			
<b>Monday to Friday</b>	13-Feb-12	Monday-Friday morning peak period							Monday-Friday midday							Monday-Friday afternoon peak period							Monday-Friday early evening							Monday-Friday late evening						
191 Kipling Stn – Steeles	41.99	LF	13	6' 00"	76	2	33.2	LF	8	9' 00"	70	2	36.0	LF	16	5' 30"	84	4	30.0	LF	3	22' 00"	66	0	38.2	LF	2	30' 00"	60	0	42.0	612a	505a	100a	1230a	
191 Kipling Stn – Humber College	31.53								<b>Six Trips</b>																											
		Operates NB via Attwell and Royalcrest														Operates SB via Royalcrest and Attwell																				
<b>Saturday</b>	18-Feb-12	Saturday early morning							Saturday morning							Saturday afternoon							Saturday early evening							Saturday late evening						
191 Kipling Stn – Steeles	38.59	LF	2	30' 00"	60	0	38.6	LF	5	13' 30"	66	2	35.1	LF	7	10' 00"	66	4	35.1	LF	3	22' 00"	66	0	35.1	LF	2	30' 00"	60	0	38.6	630a	600a	100a	1230a	
<b>Sunday</b>	25-Mar-12	Sunday morning							Sunday afternoon							Sunday early evening							Sunday late evening													
191 Kipling Stn – Steeles	38.59							LF	3	20' 00"	60	0	38.6	LF	5	15' 00"	66	9	35.1	LF	3	22' 00"	66	0	35.1	LF	2	30' 00"	60	0	38.6	850a	815a	100a	1230a	



**TORONTO TRANSIT COMMISSION**

**SERVICE SUMMARY**

March 25 to May 5, 2012

Route	RT dist (km) and date of last change	Veh type	No. of Veh	Service interval	Run time (min)	Term time (min)	Avg spd (km/h)	Veh type	No. of Veh	Service interval	Run time (min)	Term time (min)	Avg spd (km/h)	Veh type	No. of Veh	Service interval	Run time (min)	Term time (min)	Avg spd (km/h)	Veh type	No. of Veh	Service interval	Run time (min)	Term time (min)	Avg spd (km/h)	Veh type	No. of Veh	Service interval	Run time (min)	Term time (min)	Avg spd (km/h)	First dep NB or WB	First dep SB or EB	Last dep NB or WB	Last dep SB or EB		
<b>169 HUNTINGWOOD and 10 VAN HORNE</b>	Egl																																				
<b>Monday to Friday</b>	09-May-11 10:13-Feb-12			Monday-Friday morning peak period				Monday-Friday midday					Monday-Friday afternoon peak period							Monday-Friday early evening						Monday-Friday late evening											
169 Don Mills Stn – Scarborough Centre Stn	24.16	LF	4	20 ' 00 "	66	14	22.0						LF	3	30 ' 00 "	73	17	19.9														530a 300p	540a 315p	900a 600p	840a 615p		
169A Don Mills Stn – Scarborough Centre Stn via Van Horne	28.39							LF	3	30 ' 00 "	77	13	22.1							LF	3	30 ' 00 "	75	15	22.7								930a 630p	900a 645p	230p 1000p	245p 1015p	
10 Don Mills Stn – Victoria Park	7.64	LF	2	15 ' 00 "	28	2	16.4						LF	3	10 ' 00 "	28	2	16.4								LF	1	20 ' 00 "	20	0	22.9			532a 300p 1050p	545a 315p 1040p	902a 700p 110a	900a 640p 120a
<b>Saturday</b>	10-Sep-11			Saturday early morning				Saturday morning					Saturday afternoon							Saturday early evening					Saturday late evening												
169A Don Mills Stn – Scarborough Centre Stn via Van Horne	28.39	LF	3	30 ' 00 "	75	15	22.7	LF	3	30 ' 00 "	75	15	22.7	LF	3	30 ' 00 "	75	15	22.7																		
10 Don Mills Stn – Victoria Park	7.64													LF	1	20 ' 00 "	20	0	22.9	LF	1	20 ' 00 "	20	0	22.9												
<b>Sunday</b>	04-Sep-11			Sunday morning				Sunday afternoon																													
10 Don Mills Stn – Victoria Park	7.64							LF	1	30 ' 00 "	24	6	19.1	LF	1	30 ' 00 "	24	6	19.1																		
<b>37 ISLINGTON</b>	Arw	Service outside Toronto north of Steeles Avenue is provided under contract to York Region.																																			
<b>Monday to Friday</b>	13-Feb-12			Monday-Friday morning peak period				Monday-Friday midday					Monday-Friday afternoon peak period						Monday-Friday early evening					Monday-Friday late evening													
37 Islington Stn – Steeles	28.45	LF	12	7 ' 30 "	85	5	20.1	LF	6.5	13 ' 00 "	77	8	22.2	LF	10	9 ' 00 "	85	5	20.1	LF	3	30 ' 00 "	80	10	21.3	LF	3	30 ' 00 "	76	14	22.5			545a 231a	522a 145a		
37A Islington Stn – Woodbine Centre and Humberwood via Rexdale Blvd	33.25	LF	4	22 ' 30 "	84	6	23.8	LF	6.5	13 ' 00 "	84	1	23.8	LF	5	18 ' 00 "	90	0	22.2	LF	3	30 ' 00 "	89	1	22.4	LF	3	30 ' 00 "	82	8	24.3			552a 115a	559a 1236a		
37D Islington Stn – Highway 7 via Pine Valley	38.86	LF	1	30 ' 00 "	115	5	20.3	LF	1	39 ' 00 "	101	23	23.1	LF	1	36 ' 00 "	115	11	20.3																		
Combined/Average				17 5 ' 38 "				14 6 ' 30 "					16 6 ' 00 "						6 15 ' 00 "					6 15 ' 00 "													
				Every 4th 37 operates as a 37D				Every 3rd 37 operates as a 37D					Every 4th 37 operates as a 37D																								
<b>Saturday</b>	18-Feb-12			Saturday early morning				Saturday morning					Saturday afternoon						Saturday early evening					Saturday late evening													
37 Islington Stn – Steeles	28.45	LF	4	20 ' 00 "	80	0	21.3	LF	4	20 ' 00 "	80	0	21.3	LF	4	20 ' 00 "	80	0	21.3	LF	3	30 ' 00 "	75	15	22.8	LF	3	30 ' 00 "	75	15	22.8			548a 231a	537a 145a		
37A Islington Stn – Woodbine Centre and Humberwood via Rexdale Blvd	33.25	LF	3	24 ' 00 "	72	0	27.7	LF	8	10 ' 00 "	72	8	27.7	LF	8	11 ' 00 "	84	4	23.8	LF	8	10 ' 00 "	75	5	26.6	LF	5	15 ' 00 "	72	3	27.7			552a 115a	612a 1237a		
Combined/Average				7 10 ' 55 "				12 6 ' 40 "					12 7 ' 06 "						11 7 ' 30 "					8 10 ' 00 "													
<b>Sunday</b>	09-Oct-11			Sunday early morning				Sunday morning					Sunday afternoon						Sunday early evening					Sunday late evening													
37 Islington Stn – Steeles	28.45							LF	4	20 ' 00 "	75	5	22.8	LF	4	20 ' 00 "	75	5	22.8	LF	3	30 ' 00 "	75	15	22.8												
37A Islington Stn – Woodbine Centre and Humberwood via Rexdale Blvd	33.25	LF	3	24 ' 00 "	70	2	28.5	LF	6	12 ' 00 "	72	0	27.7	LF	8	10 ' 00 "	80	0	24.9	LF	4	20 ' 00 "	75	5	26.6	LF	3	30 ' 00 "	72	18	27.7			552a 117a	602a 1234a		
37C Islington Stn – Steeles & Kipling	31.32																									LF	3	30 ' 00 "	81	9	23.2			1004p 231a	1045p 145a		
Combined/Average				3 24 ' 00 "				10 7 ' 30 "					12 6 ' 40 "						7 12 ' 00 "					6 15 ' 00 "													
<b>311 ISLINGTON</b>	Arw																																				
<b>Overnight, 7 days a week</b>	23-Nov-08			Monday-Friday overnight				Saturday overnight					Sunday overnight																								
311 Lake Shore – Steeles	41.56	LF	3	30 ' 00 "	90	0	27.7	LF	3	30 ' 00 "	90	0	27.7	LF	3	30 ' 00 "	90	0	27.7																		





SERVICE SUMMARY

March 25 to May 5, 2012

Table for 110 ISLINGTON SOUTH service, including routes (110 Islington Stn - Lake Shore, 110A Islington Stn - Long Branch, 110B Islington Stn - Long Branch) and schedules for Monday-Friday, Saturday, and Sunday.

Overnight service on Islington Avenue provided by 311 ISLINGTON

Table for 35 JANE service, including routes (35A Jane Stn - Steeles via Hullmar, 35B Jane Stn - Pioneer Village & Steeles, 35C Jane Stn - Steeles, 35D Jane Stn - Langstaff Rd, 35E Jane Stn - York University Express) and schedules for Monday-Friday, Saturday, and Sunday.

Table for 313 JANE Overnight, 7 days a week service, including route 313 Steeles - Queen via Dundas and Roncesvalles and schedules for Monday-Friday, Saturday, and Sunday.



**TORONTO TRANSIT COMMISSION**

**SERVICE SUMMARY**

March 25 to May 5, 2012

Route	RT dist (km) and date of last change	Veh type	No. of Veh	Service interval	Run time (min)	Term time (min)	Avg spd (km/h)	Veh type	No. of Veh	Service interval	Run time (min)	Term time (min)	Avg spd (km/h)	Veh type	No. of Veh	Service interval	Run time (min)	Term time (min)	Avg spd (km/h)	Veh type	No. of Veh	Service interval	Run time (min)	Term time (min)	Avg spd (km/h)	Veh type	No. of Veh	Service interval	Run time (min)	Term time (min)	Avg spd (km/h)	First dep NB or WB	First dep SB or EB	Last dep NB or WB	Last dep SB or EB	
<b>83 JONES</b>		Bir																																		
<b>Monday to Friday</b>	17-Feb-09			Monday-Friday morning peak period				Monday-Friday midday						Monday-Friday afternoon peak period							Monday-Friday early evening						Monday-Friday late evening									
83 Donlands Stn – Commissioners	7.61	LF	3	12 ' 00 "	36	0	12.7	LF	1	30 ' 00 "	30	0	15.2	LF	2	18 ' 00 "	36	0	12.7	LF	1	30 ' 00 "	30	0	15.2	LF	1	30 ' 00 "	30	0	15.2	535a	545a	115a	100a	
<b>Saturday</b>	16-Oct-10			Saturday early morning				Saturday morning						Saturday afternoon							Saturday early evening					Saturday late evening										
83 Donlands Stn – Commissioners	7.61	LF	1	30 ' 00 "	30	0	15.2	LF	1	30 ' 00 "	30	0	15.2	LF	1	30 ' 00 "	30	0	15.2	LF	1	30 ' 00 "	30	0	15.2	LF	1	30 ' 00 "	30	0	15.2	615a	600a	115a	100a	
<b>Sunday</b>	10-Oct-10			Sunday morning				Sunday afternoon						Sunday early evening							Sunday late evening															
83 Donlands Stn – Commissioners	7.61	LF	1	30 ' 00 "	30	0	15.2	LF	1	30 ' 00 "	30	0	15.2	LF	1	30 ' 00 "	30	0	15.2	LF	1	30 ' 00 "	30	0	15.2	LF	1	30 ' 00 "	30	0	15.2	845a	900a	115a	100a	
<b>40 JUNCTION</b>		MtD																																		
<b>Monday to Friday</b>	26-Mar-12			Monday-Friday morning peak period				Monday-Friday midday						Monday-Friday afternoon peak period							Monday-Friday early evening					Monday-Friday late evening										
40 Dundas West Stn – Runnymede	6.03	LF	4	6 ' 00 "	20	4	18.1	LF	3	10 ' 00 "	30	0	12.1	LF	4	7 ' 30 "	30	0	12.1	LF	2	12 ' 00 "	22	2	16.4	LF	1	20 ' 00 "	16	4	22.6	456a	505a	140a	150a	
<b>Saturday</b>	18-Feb-12			Saturday early morning				Saturday morning						Saturday afternoon							Saturday early evening					Saturday late evening										
40 Dundas West Stn – Runnymede	6.03	LF	2	8 ' 00 "	14	2	25.8	LF	2	12 ' 00 "	22	2	16.4	LF	3	10 ' 00 "	30	0	12.1	LF	2	12 ' 00 "	18	6	20.1	LF	1	20 ' 00 "	16	4	22.6	510a	503a	150a	200a	
<b>Sunday</b>	23-Nov-08			Sunday early morning				Sunday morning						Sunday afternoon							Sunday early evening					Sunday late evening										
40 Dundas West Stn – Runnymede	6.03	LF	1	20 ' 00 "	14	6	25.8	LF	2	12 ' 00 "	20	4	18.1	LF	2	12 ' 00 "	20	4	18.1	LF	2	12 ' 00 "	18	6	20.1	LF	1	20 ' 00 "	14	6	25.8	500a	507a	210a	200a	
Overnight service provided by 313 JANE																																				
<b>41 KEELE</b>		MtD																																		
<b>Monday to Friday</b>	13-Feb-12			Monday-Friday morning peak period				Monday-Friday midday						Monday-Friday afternoon peak period							Monday-Friday early evening					Monday-Friday late evening										
41 Keele Stn – York University and Steeles	32.46																			LF	7	15 ' 00 "	105	0	18.5	LF	5	20 ' 00 "	92	8	21.2	618p	712p	230a	238a	
41B Keele Stn – Steeles & Petrolia via York University	33.25	LF	14	7 ' 45 "	108	1	18.5	LF	16	7 ' 00 "	110	2	18.1	LF	16	7 ' 30 "	120	0	16.6																	
41E Keele Stn – York University Express	27.36	LF	8	11 ' 30 "	90	2	18.2							LF	7	14 ' 15 "	95	5	17.3																	
Combined/Average			22	4 ' 38 "				16	7 ' 00 "					23	4 ' 55 "					7	15 ' 00 "					5	20 ' 00 "									
<b>Saturday</b>	18-Feb-12			Saturday early morning				Saturday morning						Saturday afternoon							Saturday early evening					Saturday late evening										
41 Keele Stn – York University and Steeles	32.46	LF	8	12 ' 00 "	96	0	20.3	LF	12	9 ' 15 "	110	1	17.7	LF	16	7 ' 00 "	112	0	17.4	LF	6	15 ' 00 "	90	0	21.6	LF	5	18 ' 00 "	88	2	22.1	455a	444a	140a	150a	
<b>Sunday</b>	25-Mar-12			Sunday early morning				Sunday morning						Sunday afternoon							Sunday early evening					Sunday late evening										
41 Keele Stn – York University and Steeles	32.46	LF	4	22 ' 00 "	88	0	22.1	LF	9	11 ' 00 "	96	3	20.3	LF	12	9 ' 30 "	112	2	17.4	LF	5	18 ' 00 "	90	0	21.6	LF	4	22 ' 00 "	88	0	22.1	630a	547a	140a	220a	



**TORONTO TRANSIT COMMISSION**

**SERVICE SUMMARY**

March 25 to May 5, 2012

Route	RT dist (km) and date of last change	Veh type	No. of Veh	Service interval	Run time (min)	Term time (min)	Avg spd (km/h)	Veh type	No. of Veh	Service interval	Run time (min)	Term time (min)	Avg spd (km/h)	Veh type	No. of Veh	Service interval	Run time (min)	Term time (min)	Avg spd (km/h)	Veh type	No. of Veh	Service interval	Run time (min)	Term time (min)	Avg spd (km/h)	Veh type	No. of Veh	Service interval	Run time (min)	Term time (min)	Avg spd (km/h)	First dep NB or WB	First dep SB or EB	Last dep NB or WB	Last dep SB or EB								
<b>107 KEELE NORTH</b>	Wil	Service outside Toronto north of Steeles Avenue, all late evening and weekend service in Toronto, and all midday service in Toronto on the 107B branch is provided under contract to York Region																																									
<b>Monday to Friday</b>	13-Feb-12	Monday-Friday morning peak period							Monday-Friday midday							Monday-Friday afternoon peak period							Monday-Friday early evening							Monday-Friday late evening													
107B Downsview Stn – Rutherford Go Stn via Chesswood and York University	33.76	Lift	6	16 ' 30 "	93	6	21.8	Lift	2	40 ' 00 "	75	5	27.0	Lift	5	20 ' 00 "	94	6	21.6																								
107B Downsview Stn – Rutherford Go Stn via Chesswood	32.32	Lift	<b>Two NB Trips</b>																																								
107C Downsview Stn – Teston Rd	35.92													Lift	3	30 ' 00 "	80	10	26.9	Lift	2	40 ' 00 "	75	5	28.7																		
107C Downsview Stn – Teston Rd via York University	37.37	Lift	3.5	33 ' 00 "	103	12	21.7	Lift	3	30 ' 00 "	86	4	26.1	Lift	3.5	34 ' 00 "	111	8	20.2																								
107F Downsview Stn – Kirby Rd via York University	40.88	Lift	3.5	33 ' 00 "	115	0	21.3							Lift	3.5	34 ' 00 "	117	2	21.0																								
Combined/Average			13	8 ' 15 "				5	17 ' 09 "					12	9 ' 11 "				3	30 ' 00 "						2	40 ' 00 "																
		Buses operate southbound via York University beginning at 7.00a							Buses operate via York University SB before noon, and NB after noon.							Buses operate northbound via York University																											
<b>Saturday</b>	15-Oct-11	Saturday early morning							Saturday morning							Saturday afternoon							Saturday early evening							Saturday late evening													
107C Downsview Stn – Teston Rd	35.92	Lift	1.5	60 ' 00 "	80	10	26.9	Lift	1.5	60 ' 00 "	86	4	25.1	Lift	1.5	60 ' 00 "	86	4	25.1	Lift	1.5	60 ' 00 "	80	10	26.9	Lift	1	80 ' 00 "	75	5	28.7												
107D Downsview Stn – McNaughton	32.22	Lift	1.5	60 ' 00 "	80	10	24.2	Lift	1.5	60 ' 00 "	86	4	22.5	Lift	1.5	60 ' 00 "	86	4	22.5	Lift	1.5	60 ' 00 "	80	10	24.2	Lift	1	80 ' 00 "	75	5	25.8												
Combined/Average			3	30 ' 00 "				3	30 ' 00 "					3	30 ' 00 "				3	30 ' 00 "						2	40 ' 00 "																
<b>Sunday</b>	09-Oct-11	Sunday morning							Sunday afternoon							Sunday early evening							Sunday late evening																				
107C Downsview Stn – Teston Rd	35.92							Lift	1	80 ' 00 "	75	5	28.7	Lift	1	80 ' 00 "	75	5	28.7	Lift	1	80 ' 00 "	75	5	28.7	Lift	1	80 ' 00 "	75	5	28.7												
107D Downsview Stn – McNaughton	32.22							Lift	1	80 ' 00 "	75	5	25.8	Lift	1	80 ' 00 "	75	5	25.8	Lift	1	80 ' 00 "	75	5	25.8	Lift	1	80 ' 00 "	75	5	25.8												
Combined/Average								2	40 ' 00 "					2	40 ' 00 "				2	40 ' 00 "						2	40 ' 00 "																
<b>43 KENNEDY</b>	Egl	Service outside Toronto north of Steeles Avenue, all late evening and weekend service in Toronto, and all midday service in Toronto on the 107B branch is provided under contract to York Region																																									
<b>Monday to Friday</b>	06-Sep-11	Monday-Friday morning peak period							Monday-Friday midday							Monday-Friday afternoon peak period							Monday-Friday early evening							Monday-Friday late evening													
43 Kennedy Stn – Steeles	23.76	LF	7	12 ' 00 "	78	6	18.3	LF	6	12 ' 30 "	75	0	19.0	LF	10	9 ' 00 "	86	4	16.6	LF	5	15 ' 00 "	70	5	20.4	LF	4	15 ' 00 "	60	0	23.8												
43B Kennedy Stn – Scarborough Centre Stn via Progress	14.23	LF	4	12 ' 00 "	48	0	17.8	LF	4	12 ' 30 "	45	5	19.0	LF	3	18 ' 00 "	50	4	17.1	LF	3	15 ' 00 "	42	3	20.3																		
Combined/Average			11	6 ' 00 "				10	6 ' 15 "					13	6 ' 00 "				8	7 ' 30 "						4	15 ' 00 "																
<b>Saturday</b>	14-May-11	Saturday early morning							Saturday morning							Saturday afternoon							Saturday early evening							Saturday late evening													
43 Kennedy Stn – Steeles	23.76	LF	3	20 ' 00 "	60	0	23.8	LF	6.5	12 ' 00 "	76	2	18.8	LF	6.5	12 ' 00 "	76	2	18.8	LF	3	20 ' 00 "	60	0	23.8	LF	3	20 ' 00 "	60	0	23.8												
43B Kennedy Stn – Scarborough Centre Stn via Progress	14.23	LF	2	20 ' 00 "	40	0	21.3	LF	3.5	12 ' 00 "	40	2	21.3	LF	3.5	12 ' 00 "	40	2	21.3	LF	2	20 ' 00 "	40	0	21.3																		
Combined/Average			5	10 ' 00 "				10	6 ' 00 "					10	6 ' 00 "				5	10 ' 00 "						3	20 ' 00 "																
<b>Sunday</b>	20-Nov-11	Sunday morning							Sunday afternoon							Sunday early evening							Sunday late evening																				
43 Kennedy Stn – Steeles	23.76	LF	8	8 ' 45 "	65	5	21.9	LF	8	8 ' 45 "	68	2	21.0	LF	3	20 ' 00 "	54	6	26.4	LF	3	20 ' 00 "	54	6	26.4																		



**SERVICE SUMMARY**

March 25 to May 5, 2012

Route	RT dist (km) and date of last change	Veh type	No. of Veh	Service interval	Run time (min)	Term (min)	Avg spd (km/h)	Veh type	No. of Veh	Service interval	Run time (min)	Term (min)	Avg spd (km/h)	Veh type	No. of Veh	Service interval	Run time (min)	Term (min)	Avg spd (km/h)	Veh type	No. of Veh	Service interval	Run time (min)	Term (min)	Avg spd (km/h)	Veh type	No. of Veh	Service interval	Run time (min)	Term (min)	Avg spd (km/h)	First dep NB or WB	First dep SB or EB	Last dep NB or WB	Last dep SB or EB	
<b>504 KING</b>	Ron/Rus																																			
<b>Monday to Friday</b>	06-Sep-11			<b>Monday-Friday morning peak period</b>				<b>Monday-Friday midday</b>					<b>Monday-Friday afternoon peak period</b>							<b>Monday-Friday early evening</b>						<b>Monday-Friday late evening</b>										
504 Dundas West Stn–Broadview Stn	25.62	CLRV	29	4 ' 00 "	108	8	14.2	CLRV	27	4 ' 00 "	102	6	15.1	CLRV	38	3 ' 10 "	116	5	13.3	CLRV	19	5 ' 30 "	97	8	15.8	CLRV	13	7 ' 30 "	90	8	17.1	500a	457a	205a	205a	
504 Dundas West Stn–Broadview Stn	25.62	ALRV	7	<b>trips</b>																																
504 Dundas West Stn–Broadview Stn	25.62	CLRV	9	<b>trips</b>																																
	Combined/Average			<b>45</b>																																

See also 508 LAKE SHORE

<b>Saturday</b>	18-Feb-12			<b>Saturday early morning</b>				<b>Saturday morning</b>					<b>Saturday afternoon</b>						<b>Saturday early evening</b>					<b>Saturday late evening</b>											
504 Dundas West Stn–Broadview Stn	25.62	CLRV	10	10 ' 00 "	95	5	16.2	CLRV	13	8 ' 20 "	99	10	15.6	CLRV	21	5 ' 00 "	99	6	15.5	CLRV	14	6 ' 45 "	88	7	17.5	CLRV	11	8 ' 45 "	88	9	17.5	500a	455a	230a	250a
<b>Sunday</b>	04-Sep-11			<b>Sunday early morning</b>				<b>Sunday morning</b>					<b>Sunday afternoon</b>						<b>Sunday early evening</b>					<b>Sunday late evening</b>											
504 Dundas West Stn–Broadview Stn	25.62	CLRV	9	10 ' 00 "	90	0	17.1	CLRV	15	7 ' 00 "	97	8	15.8	CLRV	17	6 ' 15 "	97	9	15.8	CLRV	10	9 ' 30 "	88	7	17.5	CLRV	9	10 ' 00 "	88	2	17.5	520a	520a	220a	215a

Overnight service on Roncesvalles Avenue provided by 313 JANE and overnight service on Broadview Avenue provided by 303 DON MILLS

<b>12 KINGSTON RD</b>	Bir																																		
<b>Monday to Friday</b>	26-Mar-12			<b>Monday-Friday morning peak period</b>				<b>Monday-Friday midday</b>					<b>Monday-Friday afternoon peak period</b>						<b>Monday-Friday early evening</b>					<b>Monday-Friday late evening</b>											
12 Victoria Park Stn – St Clair	16.68	LF	5	11 ' 30 "	54	4	18.5	LF	2.5	20 ' 00 "	50	0	20.0	LF	3.5	16 ' 00 "	54	2	18.5	LF	2.5	20 ' 00 "	50	0	20.0							523a	547a	955p	950p
12A Victoria Park Stn – Kennedy Stn via Variety Village and Brimley	22.81	LF	6	11 ' 30 "	68	1	20.1	LF	3.5	20 ' 00 "	65	5	21.1	LF	4.5	16 ' 00 "	72	0	19.0	LF	3.5	20 ' 00 "	65	5	21.1	LF	3	20 ' 00 "	60	0	22.8	559a	552a	110a	100a
	Combined/Average			<b>11</b>	<b>5 ' 45 "</b>			<b>6</b>	<b>10 ' 00 "</b>				<b>8</b>	<b>8 ' 00 "</b>					<b>6</b>	<b>10 ' 00 "</b>				<b>3</b>	<b>20 ' 00 "</b>										

Before 9:00 am, 12 operates Kingston Rd, Brimley, Barkdene, Brooklawn, St Clair, Brimley and Kingston Rd  
After 9:00 am, 12 operates Kingston Rd, Brimley, St Clair, Brooklawn, Barkdene, Brimley and Kingston Rd

<b>Saturday</b>	18-Feb-12			<b>Saturday early morning</b>				<b>Saturday morning</b>					<b>Saturday afternoon</b>						<b>Saturday early evening</b>					<b>Saturday late evening</b>											
12A Victoria Park Stn – Kennedy Stn via Variety Village and Brimley	22.81	LF	2	34 ' 00 "	65	3	21.1	LF	2	34 ' 00 "	65	3	21.1	LF	2	34 ' 00 "	65	3	21.1	LF	1.5	40 ' 00 "	60	0	22.8	LF	2	30 ' 00 "	60	0	22.8	529a	603a	100a	100a
12B Victoria Park Stn – Kennedy Stn via Brimley	22.81	LF	2	34 ' 00 "	65	3	21.1	LF	2	34 ' 00 "	65	3	21.1	LF	2	34 ' 00 "	65	3	21.1	LF	1.5	40 ' 00 "	60	0	22.8	LF	2	30 ' 00 "	60	0	22.8	546a	620a	1030p	1000p
	Combined/Average			<b>4</b>	<b>17 ' 00 "</b>			<b>4</b>	<b>17 ' 00 "</b>				<b>4</b>	<b>17 ' 00 "</b>					<b>3</b>	<b>20 ' 00 "</b>				<b>4</b>	<b>30 ' 00 "</b>										

<b>Sunday</b>	12-Feb-12							<b>Sunday morning</b>					<b>Sunday afternoon</b>						<b>Sunday early evening</b>					<b>Sunday late evening</b>											
12A Victoria Park Stn – Kennedy Stn via Variety Village and Brimley	22.81							LF	2	34 ' 00 "	65	3	21.1	LF	2	34 ' 00 "	65	3	21.1	LF	1.5	40 ' 00 "	60	0	22.8	LF	2	30 ' 00 "	60	0	22.8	819a	745a	100a	100a
12B Victoria Park Stn – Kennedy Stn via Brimley	22.81							LF	2	34 ' 00 "	65	3	21.1	LF	2	34 ' 00 "	65	3	21.1	LF	1.5	40 ' 00 "	60	0	22.8	LF	2	30 ' 00 "	60	0	22.8	802a	802a	1030p	1000p
	Combined/Average							<b>4</b>	<b>17 ' 00 "</b>				<b>4</b>	<b>17 ' 00 "</b>					<b>3</b>	<b>20 ' 00 "</b>				<b>4</b>	<b>30 ' 00 "</b>										

Overnight service on Victoria Park Avenue provided by 324 VICTORIA PARK

<b>503 KINGSTON RD</b>	Rus																																		
503 York – Victoria Park																																			

See 502 DOWNTOWNER



**TORONTO TRANSIT COMMISSION**

**SERVICE SUMMARY**

March 25 to May 5, 2012

Route	RT dist (km) and date of last change	Veh type	No. of Veh	Service interval	Run time (min)	Term time (min)	Avg spd (km/h)	Veh type	No. of Veh	Service interval	Run time (min)	Term time (min)	Avg spd (km/h)	Veh type	No. of Veh	Service interval	Run time (min)	Term time (min)	Avg spd (km/h)	Veh type	No. of Veh	Service interval	Run time (min)	Term time (min)	Avg spd (km/h)	Veh type	No. of Veh	Service interval	Run time (min)	Term time (min)	Avg spd (km/h)	First dep NB or WB	First dep SB or EB	Last dep NB or WB	Last dep SB or EB			
<b>45 KIPLING</b>		Qsy																																				
<b>Monday to Friday</b>	13-Feb-12			<b>Monday-Friday morning peak period</b>						<b>Monday-Friday midday</b>						<b>Monday-Friday afternoon peak period</b>						<b>Monday-Friday early evening</b>							<b>Monday-Friday late evening</b>									
45 Kipling Stn – Steeles	29.34	LF	4	20'00"	76	4	23.2	LF	8	10'00"	71	9	24.8	LF	7	12'00"	79	5	22.3	LF	8	9'00"	67	5	26.3	LF	6	11'00"	61	5	28.9	430a	445a	151a	207a			
45A Kipling Stn – Carlingview via Belfield	25.04	LF	3	20'00"	59	1	25.5	LF	3	20'00"	56	4	26.8	LF	5	12'00"	59	1	25.5																			
45E Kipling Stn – Steeles Express	29.34	LF	13	5'30"	67	5	26.3							LF	10	7'45"	72	6	24.4																			
Combined/Average			<b>20</b>	<b>3'33"</b>					<b>11</b>	<b>6'40"</b>					<b>22</b>	<b>3'23"</b>					<b>8</b>	<b>9'00"</b>					<b>6</b>	<b>11'00"</b>										
<b>Saturday</b>	18-Feb-12			<b>Saturday early morning</b>						<b>Saturday morning</b>						<b>Saturday afternoon</b>						<b>Saturday early evening</b>						<b>Saturday late evening</b>										
45 Kipling Stn – Steeles	29.34	LF	5	13'00"	65	0	27.1	LF	8	9'00"	70	2	25.1	LF	8	9'00"	70	2	25.1	LF	6	12'00"	66	6	26.7	LF	4	17'00"	61	7	28.9	543a	543a	134a	207a			
<b>Sunday</b>	14-Feb-10			<b>Sunday morning</b>						<b>Sunday afternoon</b>						<b>Sunday early evening</b>						<b>Sunday late evening</b>																
45 Kipling Stn – Steeles	29.34							LF	5	15'00"	67	8	26.3	LF	6	12'00"	68	4	25.9	LF	6	12'00"	68	4	25.9	LF	4	17'00"	61	7	28.9	800a	807a	100a	133a			
<b>44 KIPLING SOUTH</b>		Qsy																																				
<b>Monday to Friday</b>	26-Mar-12			<b>Monday-Friday morning peak period</b>						<b>Monday-Friday midday</b>						<b>Monday-Friday afternoon peak period</b>						<b>Monday-Friday early evening</b>						<b>Monday-Friday late evening</b>										
44 Kipling Stn – Lake Shore	10.38	LF	10	3'45"	36	2	17.3	LF	5	7'30"	36	2	17.3	LF	10	3'45"	36	2	17.3	LF	3	12'00"	30	6	20.8	LF	2	15'00"	30	0	20.8	501a	516a	147a	202a			
<b>Saturday</b>	20-Feb-10			<b>Saturday early morning</b>						<b>Saturday morning</b>						<b>Saturday afternoon</b>						<b>Saturday early evening</b>						<b>Saturday late evening</b>										
44 Kipling Stn – Lake Shore	10.38	LF	2	15'00"	30	0	20.8	LF	2	15'00"	30	0	20.8	LF	3	12'00"	34	2	18.3	LF	1	30'00"	30	0	20.8	LF	1	30'00"	29	1	21.5	503a	518a	147a	202a			
<b>Sunday</b>	14-Feb-10			<b>Sunday morning</b>						<b>Sunday afternoon</b>						<b>Sunday early evening</b>						<b>Sunday late evening</b>																
44 Kipling Stn – Lake Shore	10.38							LF	2	15'00"	30	0	20.8	LF	2	15'00"	30	0	20.8	LF	1	30'00"	30	0	20.8	LF	1	30'00"	29	1	21.5	847a	902a	1247a	205a			
<b>508 LAKE SHORE</b>		Ron																																				
<b>Monday to Friday</b>	13-Feb-12			<b>Monday-Friday morning peak period</b>												<b>Monday-Friday afternoon peak period</b>																						
508 Long Branch – Parliament	18.80	CLRV	3	<b>Three EB trips</b>																																		
508 Church – Long Branch	17.40															CLRV	4	<b>Four WB trips</b>																				
<b>30 LAMBTON</b>		Qsy																																				
<b>Monday to Friday</b>	13-Feb-12			<b>Monday-Friday morning peak period</b>						<b>Monday-Friday midday</b>						<b>Monday-Friday afternoon peak period</b>						<b>Monday-Friday early evening</b>						<b>Monday-Friday late evening</b>										
30 Kipling Stn – High Park Stn	18.39	LF	3	20'00"	53	7	20.8	LF	2	30'00"	49	11	22.5	LF	3	20'00"	53	7	20.8	LF	2	30'00"	56	4	19.7	LF	2	30'00"	44	16	25.1	520a	540a	1258a	105a			
<b>Saturday</b>	10-Sep-11			<b>Saturday early morning</b>						<b>Saturday morning</b>						<b>Saturday afternoon</b>						<b>Saturday early evening</b>						<b>Saturday late evening</b>										
30 Kipling Stn – High Park Stn	18.39	LF	2	30'00"	44	16	25.1	LF	2	30'00"	48	12	23.0	LF	2	30'00"	48	12	23.0	LF	2	30'00"	48	12	23.0	LF	2	30'00"	44	16	25.1	530a	600a	100a	100a			
<b>Sunday</b>	04-Sep-11			<b>Sunday morning</b>						<b>Sunday afternoon</b>						<b>Sunday early evening</b>																						
30 Kipling Stn – High Park Stn	18.39							LF	2	30'00"	48	12	23.0	LF	2	30'00"	48	12	23.0	LF	2	30'00"	48	12	23.0													





TORONTO TRANSIT COMMISSION

SERVICE SUMMARY

March 25 to May 5, 2012

Route	RT dist (km) and date of last change	Veh type	No. of Veh	Service interval	Run time (min)	Term time (min)	Avg spd (km/h)	Veh type	No. of Veh	Service interval	Run time (min)	Term time (min)	Avg spd (km/h)	Veh type	No. of Veh	Service interval	Run time (min)	Term time (min)	Avg spd (km/h)	Veh type	No. of Veh	Service interval	Run time (min)	Term time (min)	Avg spd (km/h)	Veh type	No. of Veh	Service interval	Run time (min)	Term time (min)	Avg spd (km/h)	First dep NB or WB	First dep SB or EB	Last dep NB or WB	Last dep SB or EB													
<b>52 LAWRENCE WEST</b>		MtD																																														
<b>Monday to Friday</b>	26-Mar-12	Monday-Friday morning peak period							Monday-Friday midday							Monday-Friday afternoon peak period							Monday-Friday early evening							Monday-Friday late evening																		
52 Lawrence Stn – Martin Grove	30.61	LF	19	5 ' 10 "	97	2	19.0	LF	12	7 ' 30 "	90	0	20.4	LF	18	6 ' 30 "	117	0	15.7	LF	7	12 ' 00 "	84	0	21.9	LF	4	20 ' 00 "	80	0	23.0	550a	454a	200a	122a													
52C Lawrence West Stn – Culford via Benton	9.77	LF	2	20 ' 00 "	35	5	16.7	See 59C MAPLE LEAF										See 59C MAPLE LEAF										See 59C MAPLE LEAF																				
52C Lawrence West Stn – Culford	9.48																																															
Combined/Average		21 4 ' 06 "							12 7 ' 30 "							20 4 ' 58 "							7 12 ' 00 "							4 20 ' 00 "																		
<b>Saturday</b>		31-Mar-12																																														
<b>Saturday early morning</b>		Saturday morning							Saturday afternoon							Saturday early evening							Saturday late evening																									
52 Lawrence Stn – Martin Grove	30.61	LF	7	13 ' 00 "	90	1	20.4	LF	9	10 ' 00 "	90	0	20.4	LF	13	8 ' 00 "	99	5	18.6	LF	7	12 ' 00 "	84	0	21.9	LF	5	18 ' 00 "	79	11	23.2	605a	522a	127a	129a													
<b>Sunday</b>		25-Mar-12																																														
<b>Sunday early morning</b>		Sunday morning							Sunday afternoon							Sunday early evening							Sunday late evening																									
52 Lawrence Stn – Martin Grove	30.61	LF	6	15 ' 00 "	90	0	20.4	LF	8	12 ' 00 "	90	6	20.4	LF	11	9 ' 00 "	99	0	18.6	LF	6	15 ' 00 "	80	10	23.0	LF	4	22 ' 30 "	80	10	23.0	646a	707a	127a	104a													
<b>352 LAWRENCE WEST</b>		MtD																																														
<b>Overnight, 7 days a week</b>		20-Jun-10																																														
<b>Monday-Friday overnight</b>		Saturday overnight							Sunday overnight																																							
352 Lawrence Stn – Weston Rd	19.58	LF	2	30 ' 00 "	60	0	19.6	LF	2	30 ' 00 "	60	0	19.6	LF	2	30 ' 00 "	60	0	19.6																													
<b>162 LAWRENCE–DONWAY</b>		WtF																																														
<b>Monday to Friday</b>		09-May-11																																														
<b>Monday-Friday morning peak period</b>		Monday-Friday midday							Monday-Friday afternoon peak period																																							
162 Lawrence Stn – Don Mills	20.13	LF	2	30 ' 00 "	60	0	20.1	LF	2	30 ' 00 "	60	0	20.1	LF	2	30 ' 00 "	60	0	20.1																													
<b>56 LEASIDE</b>		WtF																																														
<b>Monday to Friday</b>		13-Feb-12																																														
<b>Monday-Friday morning peak period</b>		Monday-Friday midday							Monday-Friday afternoon peak period							Monday-Friday early evening																																
56 Donlands Stn – Eglinton Stn	15.32	LF	2.5	22 ' 45 "	56	1	16.4	LF	3	20 ' 00 "	54	6	17.0	LF	2.5	24 ' 00 "	54	6	17.0	LF	1.5	30 ' 00 "	45	0	20.4																							
56B Donlands Stn – Brentcliffe	10.15	LF	1.5	22 ' 45 "	34	0	17.9								LF	1.5	24 ' 00 "	34	2	17.9																												
Combined/Average		4 11 ' 23 "							3 20 ' 00 "							4 12 ' 00 "							1.5 30 ' 00 "							Alternates trips with 5 AVENUE RD																		
<b>Saturday</b>		14-May-11																																														
<b>Saturday early morning</b>		Saturday morning							Saturday afternoon																																							
56 Donlands Stn – Eglinton Stn	15.32	LF	2	30 ' 00 "	56	4	16.4	LF	2	30 ' 00 "	56	4	16.4	LF	2	30 ' 00 "	56	4	16.4																													
<b>Sunday</b>		08-May-11																																														
<b>Sunday morning</b>		Sunday afternoon																																														
56 Donlands Stn – Eglinton Stn	15.32								LF	1.5	30 ' 00 "	45	0	20.4	LF	1.5	30 ' 00 "	45	0	20.4																												
Alternates trips with 5 AVENUE RD																																																
<b>51 LESLIE</b>		WtF																																														
<b>Monday to Friday</b>		06-Sep-11																																														
<b>Monday-Friday morning peak period</b>		Monday-Friday midday							Monday-Friday afternoon peak period							Monday-Friday early evening							Monday-Friday late evening																									
51 Eglinton Stn – Steeles	34.07	LF	8	13 ' 00 "	102	2	20.0	LF	3	30 ' 00 "	88	2	23.2	LF	7	16 ' 00 "	108	4	18.9	LF	3	30 ' 00 "	78	12	26.2	LF	2.5	30 ' 00 "	75	5	27.3	510a	550a	100a	1240a													
Alternates trips with 61 AVENUE RD NORTH																																																
<b>Saturday</b>		29-Nov-08																																														
<b>Saturday early morning</b>		Saturday morning							Saturday afternoon							Saturday early evening							Saturday late evening																									
51 Eglinton Stn – Steeles	34.07	LF	2.5	30 ' 00 "	75	5	27.3	LF	3	30 ' 00 "	80	10	25.6	LF	3	30 ' 00 "	80	10	25.6	LF	2.5	30 ' 00 "	75	5	27.3	LF	2.5	30 ' 00 "	75	5	27.3	545a	622a	110a	1250a													
Alternates trips with 61 AVENUE RD NORTH																																																
<b>Sunday</b>		08-May-11																																														
<b>Sunday morning</b>		Sunday afternoon							Sunday early evening																																							
51 Eglinton Stn – Steeles	34.07								LF	3	30 ' 00 "	80	10	25.6	LF	3	30 ' 00 "	80	10	25.6	LF	2.5	30 ' 00 "	75	5	27.3																						
Alternates trips with 61 AVENUE RD NORTH																																																



TORONTO TRANSIT COMMISSION

SERVICE SUMMARY

March 25 to May 5, 2012

Main table with columns for Route, RT dist (km) and date of last change, Veh type, No. of Veh, Service interval, Run time (min), Term time (min), Avg spd (km/h), and multiple columns for different days of the week (Monday to Friday, Saturday, Sunday) and time periods (morning, midday, afternoon, early evening, late evening). It includes routes 64 MAIN, 58 MALTON, and 59 MAPLE LEAF.





**TORONTO TRANSIT COMMISSION**

**SERVICE SUMMARY**

March 25 to May 5, 2012

Route	RT dist (km) and date of last change	Veh type	No. of Veh	Service interval	Run time (min)	Term time (min)	Avg spd (km/h)	Veh type	No. of Veh	Service interval	Run time (min)	Term time (min)	Avg spd (km/h)	Veh type	No. of Veh	Service interval	Run time (min)	Term time (min)	Avg spd (km/h)	Veh type	No. of Veh	Service interval	Run time (min)	Term time (min)	Avg spd (km/h)	Veh type	No. of Veh	Service interval	Run time (min)	Term time (min)	Avg spd (km/h)	First dep NB or WB	First dep SB or EB	Last dep NB or WB	Last dep SB or EB					
<b>102 MARKHAM RD</b>	Bir	Service outside Toronto north of Steeles Avenue is provided under contract to York Region																																						
<b>Monday to Friday</b>	13-Feb-12	Monday-Friday morning peak period				Monday-Friday midday				Monday-Friday afternoon peak period				Monday-Friday early evening				Monday-Friday late evening																						
102 Warden Stn – McNicoll	32.88							LF	3	30' 00"	90	0	21.9							LF	2.5	40' 00"	87	13	22.7	LF	3	30' 00"	82	8	24.1			900a	945a	1239a	1252a			
102A Warden Stn – Progress (Centennial College)	23.71	LF	7	10' 00"	70	0	20.3	LF	5	15' 00"	72	3	19.8	LF	7	11' 15"	78	1	18.2	LF	4	20' 00"	65	15	21.9	LF	2	30' 00"	50	10	28.4			615a	650a	100a	126a			
102C Warden Stn – Passmore	35.78	LF	5.5	20' 00"	100	10	21.5						LF	5	22' 30"	108	5	19.9																						
102D Warden Stn – Mount Joy GO Stn	52.74	LF	7.5	20' 00"	150	0	21.1	LF	5	30' 00"	137	13	23.1	LF	7	22' 30"	156	2	20.3	LF	3.5	40' 00"	140	0	22.6															
Combined/Average			20	5' 00"					13	7' 30"					19	5' 38"					10	10' 00"						5	15' 00"											
		102D NB trips operate via Dynamic.																		102D SB trips operate via Dynamic.																				
<b>Saturday</b>	10-Sep-11	Saturday early morning				Saturday morning				Saturday afternoon				Saturday early evening				Saturday late evening																						
102 Warden Stn – McNicoll	32.88	LF	6	15' 00"	85	5	23.2	LF	8	12' 00"	92	4	21.4	LF	11	9' 30"	101	4	19.5	LF	8	11' 00"	83	5	23.8	LF	6	15' 00"	83	7	23.8			535a	552a	101a	129a			
102D Warden Stn – Mount Joy GO Stn	52.74							LF	1	60' 00"	152	5	20.8	LF	1	57' 00"	200	2	15.8	LF	1	55' 00"	130	13	24.3															
Combined/Average			6	15' 00"					9	12' 00"					12	9' 30"					9	11' 00"						6	15' 00"											
		Every 5th 102 operates as a 102D																		Every 6th 102 operates as a 102D																				
		Every 5th 102B operates as a 102D																																						
<b>Sunday</b>	25-Mar-12	Sunday early morning				Sunday morning				Sunday afternoon				Sunday early evening				Sunday late evening																						
102 Warden Stn – McNicoll	32.88	LF	3	30' 00"	80	10	24.7	LF	8	12' 00"	88	8	22.4	LF	10	10' 00"	97	3	20.3	LF	7	12' 00"	82	2	24.1	LF	4	20' 00"	75	5	26.3			723a	725a	107a	129a			
102D Warden Stn – Mount Joy GO Stn	52.74	LF	1	60' 00"	136	4	23.3	LF	1	60' 00"	150	6	21.1	LF	1	50' 00"	148	2	21.4	LF	1	60' 00"	130	14	24.3															
Combined/Average			4	30' 00"					9	12' 00"					11	10' 00"					8	12' 00"						4	20' 00"											
		Every 2nd 102 operates as a 102D																		Every 5th 102 operates as a 102D																				
		Every 5th 102 operates as a 102D																		Every 5rd 102B operates as a 102D																				
<b>46 MARTIN GROVE</b>	Arw																																							
<b>Monday to Friday</b>	13-Feb-12	Monday-Friday morning peak period				Monday-Friday midday				Monday-Friday afternoon peak period				Monday-Friday early evening				Monday-Friday late evening																						
46 Kipling Stn – Steeles	31.38	LF	8	11' 15"	90	0	20.9	LF	5	17' 00"	84	1	22.4	LF	8	11' 15"	90	0	20.9	LF	4	20' 00"	75	5	25.1	LF	3	30' 00"	75	15	25.1			451a	503a	130a	1243a			
<b>Saturday</b>	07-Jan-06	Saturday early morning				Saturday morning				Saturday afternoon				Saturday early evening				Saturday late evening																						
46 Kipling Stn – Steeles	31.38	LF	4	20' 00"	75	5	25.1	LF	5	15' 00"	75	0	25.1	LF	5	15' 00"	75	0	25.1	LF	4	20' 00"	74	6	25.4	LF	3	30' 00"	74	16	25.4			513a	555a	130a	1243a			
<b>Sunday</b>	01-Jan-06	Sunday morning				Sunday afternoon				Sunday early evening				Sunday late evening																										
46 Kipling Stn – Steeles	31.38							LF	4	20' 00"	75	5	25.1	LF	4	20' 00"	75	5	25.1	LF	4	20' 00"	75	5	25.1	LF	3	30' 00"	75	15	25.1			840a	758a	130a	1243a			
<b>16 McCOWAN</b>	Bir																																							
<b>Monday to Friday</b>	13-Feb-12	Monday-Friday morning peak period				Monday-Friday midday				Monday-Friday afternoon peak period				Monday-Friday early evening				Monday-Friday late evening																						
16 Warden Stn – Scarborough Centre Stn	18.33	LF	7	9' 00"	62	1	17.7	LF	5	12' 00"	59	1	18.6	LF	8	8' 15"	65	1	16.9	LF	4	13' 00"	52	0	21.2	LF	3	15' 00"	45	0	24.4			515a	520a	124a	149a			
<b>Saturday</b>	15-May-10	Saturday early morning				Saturday morning				Saturday afternoon				Saturday early evening				Saturday late evening																						
16 Warden Stn – Scarborough Centre Stn	18.33	LF	3	15' 00"	45	0	24.4	LF	4	12' 30"	50	0	22.0	LF	4	12' 30"	50	0	22.0	LF	3	15' 00"	45	0	24.4	LF	1.67	30' 00"	45	5	24.4			523a	545a	132a	200a			
		Alternates trips with 70 O'CONNOR																																						
<b>Sunday</b>	09-May-10	Sunday early morning				Sunday morning				Sunday afternoon				Sunday early evening				Sunday late evening																						
16 Warden Stn – Scarborough Centre Stn	18.33	LF	3	17' 00"	50	1	22.0	LF	3	17' 00"	50	1	22.0	LF	4	12' 30"	50	0	22.0	LF	2	24' 00"	44	4	25.0	LF	1.67	30' 00"	44	6	25.0			732a	758a	132a	200a			
		Alternates trips with 70 O'CONNOR																																						
		Overnight service on McCowan Road and Danforth Road provided by 302 DANFORTH RD-McCOWAN																																						



**TORONTO TRANSIT COMMISSION**

**SERVICE SUMMARY**

March 25 to May 5, 2012

Route	RT dist (km) and date of last change	Veh type	No. of Veh	Service interval	Run time (min)	Term time (min)	Avg spd (km/h)	Veh type	No. of Veh	Service interval	Run time (min)	Term time (min)	Avg spd (km/h)	Veh type	No. of Veh	Service interval	Run time (min)	Term time (min)	Avg spd (km/h)	Veh type	No. of Veh	Service interval	Run time (min)	Term time (min)	Avg spd (km/h)	Veh type	No. of Veh	Service interval	Run time (min)	Term time (min)	Avg spd (km/h)	First dep NB or WB	First dep SB or EB	Last dep NB or WB	Last dep SB or EB		
<b>129 McCOWAN NORTH</b>	Mal	Service outside Toronto north of Steeles Avenue is provided under contract to York Region																																			
<b>Monday to Friday</b>	26-Mar-12	Monday-Friday morning peak period							Monday-Friday midday							Monday-Friday afternoon peak period							Monday-Friday early evening							Monday-Friday late evening							
129 Scarborough Centre Stn – Steeles	14.41	LF	11	4' 30"	50	0	17.5	LF	7	6' 00"	42	0	20.8	LF	11	4' 40"	50	2	17.4	LF	7	6' 00"	40	2	21.6	LF	3	13' 20"	40	0	21.6	548a	524a	148a	153a		
129A Scarborough Centre Stn – Major Mackenzie	34.29	LF	4	13' 30"	95	9	21.7	LF	2	24' 00"	87	3	23.6	LF	3	18' 40"	92	16	22.4	LF	2	24' 00"	88	2	23.4	LF	1	40' 00"	88	0	23.4	605a	535a	1120p	1120p		
Combined/Average			15	4' 30"					9	6' 00"					14	4' 40"					9	6' 00"					4	13' 20"									
			Every 3rd 129 operates as a 129A							Every 4th 129 operates as a 129A							Every 4th 129 operates as a 129A							Every 4th 129 operates as a 129A							Every 3rd 129 operates as a 129A						
<b>Saturday</b>	08-Aug-09	Saturday early morning							Saturday morning							Saturday afternoon							Saturday early evening							Saturday late evening							
129 Scarborough Centre Stn – Steeles	14.41	LF	6	7' 00"	42	0	20.6	LF	6	7' 00"	42	0	20.6	LF	8	5' 45"	45	1	19.2	LF	1	40' 00"	36	4	24.0	LF	2	20' 00"	40	0	21.6	550a	530a	200a	145a		
129A Scarborough Centre Stn – Major Mackenzie	34.29	LF	2	28' 00"	88	10	23.4	LF	2	28' 00"	88	10	23.4	LF	2	23' 00"	90	2	22.9	LF	2	40' 00"	80	0	25.7							600a	602a	1020p	1100p		
Combined/Average			8	7' 00"					8	7' 00"					10	5' 45"					3	20' 00"					2	20' 00"									
			Every 4th 129 operates as a 129A							Every 4th 129 operates as a 129A							Every 4th 129 operates as a 129A							Every 4th 129 operates as a 129A													
<b>Sunday</b>	02-Aug-09	Sunday morning							Sunday afternoon							Sunday early evening							Sunday late evening														
129 Scarborough Centre Stn – Steeles	14.41	LF	4	10' 00"	40	0	21.6	LF	5	8' 00"	40	0	21.6	LF	3	15' 00"	40	5	21.6	LF	2	20' 00"	40	0	21.6						800a	815a	200a	145a			
129A Scarborough Centre Stn – Major Mackenzie	34.29	LF	1	40' 00"	80	0	25.7	LF	1	40' 00"	80	0	25.7	LF	1	45' 00"	80	10	25.7												900a	900a	1020p	1100p			
Combined/Average			5	10' 00"					6	8' 00"					4	15' 00"					2	20' 00"															
			Every 4th 129 operates as a 129A							Every 5th 129 operates as a 129A							Every 3rd 129 operates as a 129A																				
Overnight service provided by 302 DANFORTH RD-McCOWAN																																					
<b>130 MIDDLEFIELD</b>	Mal																																				
<b>Monday to Friday</b>	05-Jan-09	Monday-Friday morning peak period							Monday-Friday midday							Monday-Friday afternoon peak period							Monday-Friday early evening							Monday-Friday late evening							
130 Scarborough Centre Stn – Steeles	15.96							Lift	1.5	30' 00"	40	5	23.9							Lift	2	22' 00"	44	0	21.8	Lift	1.5	30' 00"	40	4	23.9	915a	540a 702p	115a	240p 1240a		
130 Scarborough Centre Stn – Steeles/ 130B Scarborough Centre Stn – Steeles via Maybrook	16.56	Lift	3	15' 00"	45	0	22.1						Lift	3	15' 00"	45	0	22.1													600a	305p	852a	640p			
Combined/Average			130 operates SB; 130B operates NB							Alternates trips with 132 MILNER							130 operates NB; 130B operates SB							Alternates trips with 132 MILNER													
<b>Saturday</b>	10-Jan-09	Saturday early morning							Saturday morning							Saturday afternoon							Saturday early evening							Saturday late evening							
130 Scarborough Centre Stn – Steeles	15.96	Lift	1.5	30' 00"	44	1	21.8	Lift	1.5	30' 00"	44	1	21.8	Lift	1.5	30' 00"	44	1	21.8	Lift	1.5	30' 00"	40	4	23.9	Lift	1.5	30' 00"	40	4	23.9	545a	608a	115a	1240a		
Combined/Average			Alternates trips with 132 MILNER							Alternates trips with 132 MILNER							Alternates trips with 132 MILNER							Alternates trips with 132 MILNER													
<b>Sunday</b>	08-May-11	Sunday morning							Sunday afternoon							Sunday early evening							Sunday late evening														
130 Scarborough Centre Stn – Steeles	15.96	Lift	1.5	30' 00"	44	1	21.8	Lift	1.5	30' 00"	44	1	21.8	Lift	1.5	30' 00"	40	4	23.9	Lift	1.5	30' 00"	40	5	23.9						815a	838a	115a	1240a			
Combined/Average			Alternates trips with 132 MILNER							Alternates trips with 132 MILNER							Alternates trips with 132 MILNER							Alternates trips with 134 PROGRESS													
<b>57 MIDLAND</b>	Bir																																				
<b>Monday to Friday</b>	13-Feb-12	Monday-Friday morning peak period							Monday-Friday midday							Monday-Friday afternoon peak period							Monday-Friday early evening							Monday-Friday late evening							
57 Kennedy Stn – Steeles	23.43	LF	12	6' 00"	70	2	20.1	LF	6	11' 00"	66	0	21.3	LF	9	8' 20"	72	3	19.5	LF	5	12' 00"	60	0	23.4	LF	3	20' 00"	58	2	24.2	450a	450a	118a	110a		
57 Kennedy Stn – Steeles	23.43	LF	1	Tripper																																	
Combined/Average			13	6' 00"					6	11' 00"					9	8' 20"					5	12' 00"					3	20' 00"									
<b>Saturday</b>	31-Mar-12	Saturday early morning							Saturday morning							Saturday afternoon							Saturday early evening							Saturday late evening							
57 Kennedy Stn – Steeles	23.43	LF	3	20' 00"	60	0	23.4	LF	4	15' 00"	60	0	23.4	LF	5	12' 00"	60	0	23.4	LF	4	15' 00"	52	8	27.0	LF	2	30' 00"	52	8	27.0	515a	545a	1245a	110a		
Combined/Average																																					
<b>Sunday</b>	25-Mar-12	Sunday morning							Sunday afternoon							Sunday early evening							Sunday late evening														
57 Kennedy Stn – Steeles	23.43	LF	3	20' 00"	60	0	23.4	LF	3	20' 00"	60	0	23.4	LF	2	30' 00"	52	8	27.0	LF	2	30' 00"	52	8	27.0						740a	810a	1245a	110a			



**TORONTO TRANSIT COMMISSION**

**SERVICE SUMMARY**

March 25 to May 5, 2012

Route	RT dist (km) and date of last change	Veh type	No. of Veh	Service interval	Run time (min)	Term time (min)	Avg spd (km/h)	Veh type	No. of Veh	Service interval	Run time (min)	Term time (min)	Avg spd (km/h)	Veh type	No. of Veh	Service interval	Run time (min)	Term time (min)	Avg spd (km/h)	Veh type	No. of Veh	Service interval	Run time (min)	Term time (min)	Avg spd (km/h)	Veh type	No. of Veh	Service interval	Run time (min)	Term time (min)	Avg spd (km/h)	First dep	First dep	Last dep	Last dep																		
																																NB or WB	SB or EB	NB or WB	SB or EB																		
<b>132 MILNER</b>	Mal																																																				
<b>Monday to Friday</b>	06-Sep-11	Monday-Friday morning peak period				Monday-Friday midday				Monday-Friday afternoon peak period				Monday-Friday early evening				Monday-Friday late evening																																			
132 Scarborough Centre Stn – McLevin and Hupfield	19.81	LF	4	12 ' 00 "	48	0	24.8	LF	1.5	30 ' 00 "	45	0	26.4	LF	3	16 ' 00 "	48	0	24.8	LF	2	23 ' 00 "	46	0	25.8	LF	1.5	30 ' 00 "	42	4	28.6			600a	536a	100a	1254a																
								Alternates trips with 130 MIDDLEFIELD																Alternates trips with 130 MIDDLEFIELD																													
<b>Saturday</b>	09-Jan-10	Saturday early morning				Saturday morning				Saturday afternoon				Saturday early evening				Saturday late evening																																			
132 Scarborough Centre Stn – McLevin and Hupfield	19.81	LF	1.5	30 ' 00 "	45	0	26.4	LF	1.5	30 ' 00 "	45	0	26.4	LF	1.5	30 ' 00 "	45	0	26.4	LF	1.5	30 ' 00 "	42	4	28.6	LF	1.5	30 ' 00 "	42	4	28.6			600a	552a	100a	1254a																
								Alternates trips with 130 MIDDLEFIELD																Alternates trips with 130 MIDDLEFIELD																													
<b>Sunday</b>	08-May-11	Sunday morning				Sunday afternoon				Sunday early evening																																											
132 Scarborough Centre Stn – McLevin and Hupfield	19.81							LF	1.5	30 ' 00 "	45	0	26.4	LF	1.5	30 ' 00 "	45	0	26.4	LF	1.5	30 ' 00 "	42	4	28.6									900a	852a	1000p	954p																
								Alternates trips with 130 MIDDLEFIELD																Alternates trips with 130 MIDDLEFIELD																													
<b>116 MORNINGSIDE</b>	Egl																																																				
<b>Monday to Friday</b>	26-Mar-12	Monday-Friday morning peak period				Monday-Friday midday				Monday-Friday afternoon peak period				Monday-Friday early evening				Monday-Friday late evening																																			
116 Kennedy Stn – Finch	35.76	LF	18	6 ' 00 "	102	6	21.0	LF	11	9 ' 15 "	97	5	22.1	LF	21	5 ' 00 "	101	4	21.2	LF	11	8 ' 15 "	90	1	23.8	LF	8	10 ' 00 "	78	2	27.5			508a	500a	225a	257a																
116A Kennedy Stn – Conlins Rd via Ellesmere/ 116E Kennedy Stn – Scarborough College and Conlins Rd Express	29.30	LF	5	16 ' 00 "	77	3	22.8	LF	3	24 ' 00 "	70	2	25.1	LF	5	15 ' 00 "	75	0	23.4	LF	3	22 ' 40 "	66	2	26.6								654a	556a	1005p	1022p																	
116B Kennedy Stn – Kingston Rd & Eglinton	10.0	LF	2	15 ' 00 "	29	1	20.7																																														
Combined/Average			25	3 ' 23 "				14	6 ' 40 "				26	3 ' 45 "					14	6 ' 03 "						8	10 ' 00 "						700a		900a																		
																																		Before Noon 116A operates WB and 116E operates EB. After Noon 116A operates EB and 116E operates WB																			
<b>Saturday</b>	14-May-11	Saturday early morning				Saturday morning				Saturday afternoon				Saturday early evening				Saturday late evening																																			
116 Kennedy Stn – Finch	35.76	LF	4	18 ' 00 "	72	0	29.8	LF	13	6 ' 30 "	85	0	25.4	LF	13	6 ' 30 "	85	0	25.4	LF	8	10 ' 00 "	77	3	27.9	LF	5	15 ' 00 "	75	0	28.6			540a	523a	225a	302a																
<b>Sunday</b>	20-Nov-11	Sunday morning				Sunday afternoon				Sunday early evening				Sunday late evening																																							
116 Kennedy Stn – Finch	35.76							LF	9	9 ' 00 "	81	0	26.5	LF	9	9 ' 00 "	81	0	26.5	LF	7	11 ' 00 "	76	1	28.2	LF	3	24 ' 00 "	71	1	30.2			741a	750a	225a	300a																
<b>62 MORTIMER</b>	Bir																																																				
<b>Monday to Friday</b>	17-Feb-09	Monday-Friday morning peak period				Monday-Friday midday				Monday-Friday afternoon peak period				Monday-Friday early evening				Monday-Friday late evening																																			
62 Broadview Stn – Main Street Stn	12.09	LF	3	15 ' 00 "	44	1	16.5	LF	2	22 ' 00 "	42	2	17.3	LF	3	15 ' 00 "	44	1	16.5	LF	2	20 ' 00 "	40	0	18.1	LF	1.5	30 ' 00 "	40	1	18.1			540a	553a	1255a	115a																
								Alternates trips with 20 CLIFFSIDE																																													
<b>Saturday</b>	14-May-11	Saturday early morning				Saturday morning				Saturday afternoon				Saturday early evening																																							
62 Broadview Stn – Main Street Stn	12.09	LF	2	20 ' 00 "	40	0	18.1	LF	2	22 ' 00 "	44	0	16.5	LF	2	22 ' 00 "	44	0	16.5	LF	2	20 ' 00 "	40	0	18.1										612a	552a	1000p	1000p															
<b>Sunday</b>	08-May-11	Sunday morning				Sunday afternoon				Sunday early evening																																											
62 Broadview Stn – Main Street Stn	12.09							LF	2	20 ' 00 "	40	0	18.1	LF	3	15 ' 00 "	40	5	18.1	LF	1.34	30 ' 00 "	40	1	18.3											815a	835a	1000p	1020p														
								Alternates trips with 20 CLIFFSIDE																																													
<b>171 MT DENNIS</b>	MtD																																																				
<b>Monday to Friday</b>	06-Sep-11	Monday-Friday early morning				Monday-Friday midday				Monday-Friday afternoon peak period				Monday-Friday early evening				Monday-Friday late evening																																			
171 Mt Dennis – Jane & Weston	6.82	LF	1	20 ' 00 "	18	2	22.7	LF	1	20 ' 00 "	18	2	22.7	LF	1	20 ' 00 "	18	2	22.7	LF	1	20 ' 00 "	18	2	22.7	LF	1	20 ' 00 "	18	2	22.7			400a	409a	1120p	1134p																
<b>Saturday</b>	26-Jun-10	Saturday early morning				Saturday midday				Saturday afternoon peak period				Saturday early evening				Saturday late evening																																			
171 Mt Dennis – Jane & Weston	6.82	LF	1	20 ' 00 "	18	2	22.7	LF	1	20 ' 00 "	18	2	22.7	LF	1	20 ' 00 "	18	2	22.7	LF	1	20 ' 00 "	18	2	22.7	LF	1	20 ' 00 "	18	2	22.7			400a	409a	1100p	1109p																
<b>Sunday</b>	20-Jun-10	Sunday early morning				Sunday midday				Sunday afternoon peak period				Sunday early evening				Sunday late evening																																			
171 Mt Dennis – Jane & Weston	6.82	LF	1	20 ' 00 "	18	2	22.7	LF	1	20 ' 00 "	18	2	22.7	LF	1	20 ' 00 "	18	2	22.7	LF	1	20 ' 00 "	18	2	22.7	LF	1	20 ' 00 "	18	2	22.7			400a	409a	1120p	1134p																



TORONTO TRANSIT COMMISSION

SERVICE SUMMARY

March 25 to May 5, 2012

Route	RT dist (km) and date of last change	Veh type	No. of Veh	Service interval	Run time (min)	Term time (min)	Avg spd (km/h)	Veh type	No. of Veh	Service interval	Run time (min)	Term time (min)	Avg spd (km/h)	Veh type	No. of Veh	Service interval	Run time (min)	Term time (min)	Avg spd (km/h)	Veh type	No. of Veh	Service interval	Run time (min)	Term time (min)	Avg spd (km/h)	Veh type	No. of Veh	Service interval	Run time (min)	Term time (min)	Avg spd (km/h)	First dep NB or WB	First dep SB or EB	Last dep NB or WB	Last dep SB or EB																																		
<b>74 MT PLEASANT</b>	Wil																																																																				
<b>Monday to Friday</b>	09-May-11			<b>Monday-Friday morning peak period</b>				<b>Monday-Friday midday</b>					<b>Monday-Friday afternoon peak period</b>																																																								
74 St Clair Stn – Eglinton	6.15	LF	2	15 ' 00 "	30	0	12.3	LF	1	30 ' 00 "	30	0	12.3	LF	2	18 ' 00 "	36	0	10.3														615a	604a	715p	700p																																	
<b>Saturday</b>	14-May-11			<b>Saturday early morning</b>				<b>Saturday morning</b>					<b>Saturday afternoon</b>																																																								
74 St Clair Stn – Eglinton	6.15	LF	1	30 ' 00 "	30	0	12.3	LF	1	30 ' 00 "	30	0	12.3	LF	1	30 ' 00 "	30	0	12.3																																																		
<b>Sunday</b>	08-May-11			<b>Sunday morning</b>				<b>Sunday afternoon</b>					<b>Sunday afternoon</b>																																																								
74 St Clair Stn – Eglinton	6.15	LF	1	30 ' 00 "	30	0	12.3	LF	1	30 ' 00 "	30	0	12.3	LF	1	30 ' 00 "	30	0	12.3																																																		
<b>103 MT PLEASANT NORTH &amp;</b>	Wil																																																																				
<b>Monday to Friday</b>	24-Nov-08			<b>Monday-Friday morning peak period</b>				<b>Monday-Friday midday</b>					<b>Monday-Friday afternoon peak period</b>							<b>Monday-Friday early evening</b>						<b>Monday-Friday late evening</b>																																											
103 Eglinton Stn – Doncliffe	7.92	LF	2	15 ' 00 "	30	0	15.8	LF	2	15 ' 00 "	30	0	15.8	LF	2	15 ' 00 "	30	0	15.8	LF	2	15 ' 00 "	30	0	15.8	LF	1	30 ' 00 "	30	0	15.8			600a	615a	100a	115a																																
<b>Saturday</b>	29-Nov-08			<b>Saturday early morning</b>				<b>Saturday morning</b>					<b>Saturday afternoon</b>							<b>Saturday early evening</b>					<b>Saturday late evening</b>																																												
103 Eglinton Stn – Doncliffe	7.92	LF	1	30 ' 00 "	30	0	15.8	LF	2	15 ' 00 "	30	0	15.8	LF	2	15 ' 00 "	30	0	15.8	LF	1	30 ' 00 "	30	0	15.8	LF	1	30 ' 00 "	30	0	15.8			545a	600a	100a	115a																																
<b>Sunday</b>	08-May-11			<b>Sunday morning</b>				<b>Sunday afternoon</b>					<b>Sunday afternoon</b>							<b>Sunday early evening</b>					<b>Sunday early evening</b>																																												
103 Eglinton Stn – Doncliffe	7.92	LF	1	30 ' 00 "	30	0	15.8	LF	1	30 ' 00 "	30	0	15.8	LF	1	30 ' 00 "	30	0	15.8	LF	1	30 ' 00 "	30	0	15.8																																												
<b>133 NEILSON</b>	Mal																																																																				
<b>Monday to Friday</b>	26-Mar-12			<b>Monday-Friday morning peak period</b>				<b>Monday-Friday midday</b>					<b>Monday-Friday afternoon peak period</b>							<b>Monday-Friday early evening</b>					<b>Monday-Friday late evening</b>																																												
133 Scarborough Centre Stn – Morningside Heights	25.22	LF	8	9 ' 00 "	70	2	21.6	LF	7	10 ' 00 "	70	0	21.6	LF	11	7 ' 00 "	74	3	20.4	LF	8	9 ' 00 "	70	2	21.6	LF	4	16 ' 40 "	65	2	23.3			530a	459a	150a	123a																																
				SB/WB buses do not serve Centenary Hospital.										EB/NB buses do not serve Centenary Hospital.																																																							
<b>Saturday</b>	02-Apr-11			<b>Saturday early morning</b>				<b>Saturday morning</b>					<b>Saturday afternoon</b>							<b>Saturday early evening</b>					<b>Saturday late evening</b>																																												
133 Scarborough Centre Stn – Morningside Heights	25.22	LF	6	12 ' 00 "	70	2	21.6	LF	6	12 ' 00 "	70	2	21.6	LF	8	9 ' 00 "	70	2	21.6	LF	6	12 ' 00 "	70	2	21.6	LF	3.5	20 ' 00 "	70	0	21.6			540a	520a	100a	100a																																
				Alternates trips with 38 HIGHLAND CREEK																																																																	
<b>Sunday</b>	27-Mar-11			<b>Sunday morning</b>				<b>Sunday afternoon</b>					<b>Sunday afternoon</b>							<b>Sunday early evening</b>					<b>Sunday late evening</b>																																												
133 Scarborough Centre Stn – Morningside Heights	25.22	LF	5	12 ' 00 "	60	0	25.2	LF	7	10 ' 00 "	70	0	21.6	LF	5	13 ' 00 "	60	5	25.2	LF	4	15 ' 00 "	60	0	25.2	LF	4	15 ' 00 "	60	0	25.2			900a	825a	100a	105a																																
				All buses serve Centenary Hospital in both directions except where noted. Overnight service south of Finch provided by 321 YORK MILLS																																																																	
<b>131 NUGGET &amp;</b>	Mal																																																																				
<b>Monday to Friday</b>	13-Feb-12			<b>Monday-Friday morning peak period</b>				<b>Monday-Friday midday</b>					<b>Monday-Friday afternoon peak period</b>							<b>Monday-Friday early evening</b>					<b>Monday-Friday late evening</b>																																												
131 Scarborough Centre Stn – Old Finch & Morningview	20.20							Lift	3	18 ' 00 "	54	0	22.4							Lift	3	17 ' 00 "	51	0	23.8	Lift	2	22 ' 00 "	44	0	27.5			550a	520a	100a	1238a																																
131E Kennedy Stn – Old Finch Express	33.46	Lift	12	7 ' 30 "	90	0	22.3						Lift	11	8 ' 30 "	93	1	21.6																																																			
<b>Saturday</b>	02-Apr-11			<b>Saturday early morning</b>				<b>Saturday morning</b>					<b>Saturday afternoon</b>							<b>Saturday early evening</b>					<b>Saturday late evening</b>																																												
131 Scarborough Centre Stn – Old Finch & Morningview	20.20	Lift	3	18 ' 00 "	54	0	22.4	Lift	3	18 ' 00 "	54	0	22.4	Lift	3	18 ' 00 "	54	0	22.4	Lift	2	25 ' 00 "	50	0	24.2	Lift	2	22 ' 00 "	44	0	27.5			630a	639a	100a	1238a																																
<b>Sunday</b>	27-Mar-11			<b>Sunday morning</b>				<b>Sunday afternoon</b>					<b>Sunday afternoon</b>							<b>Sunday early evening</b>					<b>Sunday late evening</b>																																												
131 Scarborough Centre Stn – Old Finch & Morningview	20.20	Lift	2	26 ' 00 "	52	0	23.3	Lift	2	26 ' 00 "	52	0	23.3	Lift	2	26 ' 00 "	52	0	23.3	Lift	2	25 ' 00 "	50	0	24.2	Lift	2	22 ' 00 "	44	0	27.5			826a	800a	100a	1238a																																

Operates NB via Morningview before 3:00 pm, and NB via Littles after 3:00 pm.



**TORONTO TRANSIT COMMISSION**

**SERVICE SUMMARY**

March 25 to May 5, 2012

Route	RT dist (km) and date of last change	Veh type	No. of Veh	Service interval	Run time (min)	Term time (min)	Avg spd (km/h)	Veh type	No. of Veh	Service interval	Run time (min)	Term time (min)	Avg spd (km/h)	Veh type	No. of Veh	Service interval	Run time (min)	Term time (min)	Avg spd (km/h)	Veh type	No. of Veh	Service interval	Run time (min)	Term time (min)	Avg spd (km/h)	Veh type	No. of Veh	Service interval	Run time (min)	Term time (min)	Avg spd (km/h)	First dep NB or WB	First dep SB or EB	Last dep NB or WB	Last dep SB or EB				
<b>70 O'CONNOR</b>	Egl																																						
<b>Monday to Friday</b>	29-Mar-10			<b>Monday-Friday morning peak period</b>						<b>Monday-Friday midday</b>						<b>Monday-Friday afternoon peak period</b>																							
70 Coxwell Stn – Warden Stn	12.36	LF	3	17' 00"	51	0	14.5	LF	2.5	18' 00"	45	0	16.5	LF	3.5	15' 00"	51	2	14.5	LF	2	20' 00"	40	0	18.5	LF	1.1	30' 00"	34	0	21.8	550a	530a	158a	145a				
70A Coxwell Stn – Eglinton	12.54	LF	3	17' 00"	51	0	14.7	LF	2.5	18' 00"	44	1	17.1	LF	3.5	15' 00"	51	2	14.7	LF	2	20' 00"	40	0	18.8	LF	1	30' 00"	30	0	23.5	520a	500a	920p	900p				
70B Coxwell Stn – Eglinton Sq	11.75																																						
Combined/Average			6	8' 30"					5	9' 00"					7	7' 30"					4	10' 00"						2.13	15' 00"										
																												70 branch alternates trips with 135 GERRARD											
<b>Saturday</b>	09-Jan-10			<b>Saturday early morning</b>						<b>Saturday morning</b>						<b>Saturday afternoon</b>																							
70 Coxwell Stn – Warden Stn	12.36	LF	2	22' 00"	44	0	16.9	LF	2	22' 00"	44	0	16.9	LF	2	22' 00"	44	0	16.9	LF	1.5	24' 00"	36	0	20.6	LF	1.3	30' 00"	34	6	21.8	610a	548a	158a	145a				
70A Coxwell Stn – Eglinton	12.54	LF	2	22' 00"	44	0	17.1	LF	2	22' 00"	44	0	17.1	LF	2	22' 00"	44	0	17.1	LF	1.5	24' 00"	36	0	20.9	LF	1	30' 00"	30	0	23.5	537a	515a	918p	900p				
70B Coxwell Stn – Eglinton Sq	11.75																																						
Combined/Average			4	11' 00"					4	11' 00"					4	11' 00"					3	12' 00"						2.33	15' 00"										
																												70 branch alternates trips with 16 McCOWAN											
<b>Sunday</b>	03-Jan-10			<b>Sunday early morning</b>						<b>Sunday morning</b>						<b>Sunday afternoon</b>																							
70 Coxwell Stn – Warden Stn	12.36	LF	1	45' 00"	33	12	22.5	LF	2	20' 00"	40	0	18.5	LF	2	20' 00"	40	0	18.5	LF	1.5	24' 00"	36	0	20.6	LF	1.3	30' 00"	34	6	21.8	645a	615a	158a	145a				
70A Coxwell Stn – Eglinton	12.54							LF	2	20' 00"	40	0	18.8	LF	2	20' 00"	40	0	18.8	LF	1.5	24' 00"	36	0	20.9	LF						830a	810a	918p	900p				
70B Coxwell Stn – Eglinton Sq	11.75																									LF	1	30' 00"	30	0	23.5	945p	930p	145a	200a				
Combined/Average			1	45' 00"					4	10' 00"					4	10' 00"					3	12' 00"						2.33	15' 00"										
																												70 branch alternates trips with 16 McCOWAN											
<b>63 OSSINGTON</b>	MtD																																						
<b>Monday to Friday</b>	13-Feb-12			<b>Monday-Friday morning peak period</b>						<b>Monday-Friday midday</b>						<b>Monday-Friday afternoon peak period</b>																							
63 Eglinton West Stn – Liberty Village	17.57	LF	2	13' 30"	77	4	13.7	LF	10	8' 00"	77	3	13.7	LF	8	10' 00"	78	2	13.5	LF	10	7' 30"	72	3	14.6	LF	6	11' 00"	64	2	16.5	517a	521a	147a	136a				
63A St Clair – Liberty Village	13.35	LF	12	4' 30"	53	1	15.1							LF	6	10' 00"	54	6	14.8																				
Combined/Average			14	4' 30"					10	8' 00"					14	5' 00"					10	7' 30"							6	11' 00"									
																												Every 3rd 63A operates as a 63											
<b>Saturday</b>	18-Feb-12			<b>Saturday early morning</b>						<b>Saturday morning</b>						<b>Saturday afternoon</b>																							
63 Eglinton West Stn – Liberty Village	17.57	LF	8	10' 00"	74	6	14.2	LF	10	8' 00"	78	2	13.5	LF	12	7' 00"	82	2	12.9	LF	7	10' 00"	70	0	15.1	LF	5	13' 00"	64	1	16.5	520a	523a	142a	136a				
<b>Sunday</b>	09-Oct-11			<b>Sunday early morning</b>						<b>Sunday morning</b>						<b>Sunday afternoon</b>																							
63 Eglinton West Stn – Liberty Village	17.57	LF	6	12' 00"	72	0	14.6	LF	7	11' 00"	73	4	14.4	LF	9	8' 30"	75	2	14.1	LF	7	10' 00"	70	0	15.1	LF	6	11' 00"	64	2	16.5	520a	520a	147a	136a				
<b>316 OSSINGTON</b>	Wtl/MtD																																						
<b>Overnight, 7 days a week</b>	09-Oct-11			<b>Monday-Friday overnight</b>						<b>Saturday overnight</b>						<b>Sunday overnight</b>																							
316 Eglinton West Stn – Exhibition	20.28	LF	1.6	30' 00"	49	0	24.8	LF	1.6	30' 00"	49	0	24.8	LF	1.6	30' 00"	49	0	24.8																				
				Alternates trips with 329 DUFFERIN						Alternates trips with 329 DUFFERIN						Alternates trips with 329 DUFFERIN																							



TORONTO TRANSIT COMMISSION

SERVICE SUMMARY

March 25 to May 5, 2012

Route	RT dist (km) and date of last change	Veh type	No. of Veh	Service interval	Run time (min)	Term time (min)	Avg spd (km/h)	Veh type	No. of Veh	Service interval	Run time (min)	Term time (min)	Avg spd (km/h)	Veh type	No. of Veh	Service interval	Run time (min)	Term time (min)	Avg spd (km/h)	Veh type	No. of Veh	Service interval	Run time (min)	Term time (min)	Avg spd (km/h)	Veh type	No. of Veh	Service interval	Run time (min)	Term time (min)	Avg spd (km/h)	First dep NB or WB	First dep SB or EB	Last dep NB or WB	Last dep SB or EB				
<b>72 PAPE</b>	Bir	Temporary diversion until summer of 2013, westbound via Scott and Wellington, due to closure of The Esplanade between Scott and Yonge.																																					
<b>Monday to Friday</b>	11-Oct-11	Monday-Friday morning peak period				Monday-Friday midday				Monday-Friday afternoon peak period				Monday-Friday early evening				Monday-Friday late evening																					
72 Pape Stn – Eastern	5.67	LF	2	14 ' 00 "	25	3	13.6	LF	3	8 ' 00 "	24	0	14.2	LF	2	13 ' 00 "	26	0	13.1	LF	3	8 ' 00 "	24	0	14.2	LF	1	26 ' 00 "	24	2	14.2	522a	539a	117a	117a				
72A Pape Stn – Union Stn via Commissioners	16.25	LF	5	14 ' 00 "	66	4	14.8	LF	2	24 ' 00 "	60	12	16.3	LF	5	13 ' 00 "	65	0	15.0	LF	2	24 ' 00 "	60	12	16.3	LF	2	26 ' 00 "	51	1	19.1	532a	449a	117a	104a				
Combined/Average			7	7 ' 00 "					5	8 ' 00 "					7	6 ' 30 "					5	8 ' 00 "					3	13 ' 00 "											
									Every 3rd 72 operates as a 72B										Every 3rd 72 operates as a 72B																				
<b>Saturday</b>	15-Oct-11	Saturday early morning				Saturday morning				Saturday afternoon				Saturday early evening				Saturday late evening																					
72 Pape Stn – Eastern	5.67	LF	1	24 ' 00 "	24	0	14.2	LF	4	7 ' 30 "	30	0	11.3	LF	4	7 ' 30 "	30	0	11.3	LF	1	24 ' 00 "	24	0	14.2	LF	1	26 ' 00 "	24	2	14.2	528a	513a	133a	119a				
72A Pape Stn – Union Stn via Commissioners	16.25	LF	2	24 ' 00 "	48	0	20.3	LF	2	22 ' 30 "	65	10	15.0	LF	2	22 ' 30 "	65	10	15.0	LF	3	24 ' 00 "	58	14	16.8	LF	2	26 ' 00 "	51	1	19.1	552a	528a	107a	106a				
Combined/Average			3	12 ' 00 "					6	7 ' 30 "					6	7 ' 30 "					4	12 ' 00 "					3	13 ' 00 "											
									Every 3rd 72 operates as a 72A										Every 3rd 72 operates as a 72A																				
<b>Sunday</b>	09-Oct-11	Sunday early morning				Sunday morning				Sunday afternoon				Sunday early evening				Sunday late evening																					
72 Pape Stn – Eastern	5.67	LF	1	24 ' 00 "	24	0	14.2	LF	3	10 ' 00 "	30	0	11.3	LF	3	10 ' 00 "	30	0	11.3	LF	2	12 ' 00 "	24	0	14.2	LF	2	12 ' 00 "	24	0	14.2	744a	744a	120a	108a				
72A Pape Stn – Union Stn via Commissioners	16.25	LF	2	24 ' 00 "	48	0	20.3	LF	1	30 ' 00 "	54	6	18.1	LF	1	30 ' 00 "	60	0	16.3																				
Combined/Average			3	12 ' 00 "					4	10 ' 00 "					4	10 ' 00 "					2	12 ' 00 "					2	12 ' 00 "											
									Every 3rd 72 operates as a 72A										Every 3rd 72 operates as a 72A																				
<b>402 PARKDALE COMMUNITY BUS</b>	W-T																																						
<b>Monday to Friday</b>	2-Sep-97					Monday-Friday midday				Monday-Friday afternoon peak period																													
402 Queen Elizabeth Hospital – Dufferin Mall via Dufferin Stn								CB	1	75 ' 00 "	75	0		CB	1	75 ' 00 "	75	0																					
<b>65 PARLIAMENT</b>	Bir																																						
<b>Monday to Friday</b>	24-Nov-08	Monday-Friday morning peak period				Monday-Friday midday				Monday-Friday afternoon peak period				Monday-Friday early evening				Monday-Friday late evening																					
65 Castle Frank Stn – Esplanade	6.21	LF	2	16 ' 00 "	32	0	11.6	LF	2	16 ' 00 "	32	0	11.6	LF	3	12 ' 00 "	36	0	10.4	LF	2	16 ' 00 "	32	0	11.6	LF	1	30 ' 00 "	30	0	12.4	530a	515a	115a	100a				
<b>Saturday</b>	04-Apr-09	Saturday early morning				Saturday morning				Saturday afternoon				Saturday early evening				Saturday late evening																					
65 Castle Frank Stn – Esplanade	6.21	LF	2	15 ' 00 "	30	0	12.4	LF	2	16 ' 00 "	32	0	11.6	LF	2	16 ' 00 "	32	0	11.6	LF	1	30 ' 00 "	30	0	12.4	LF	1	30 ' 00 "	30	0	12.4	545a	530a	115a	100a				
<b>Sunday</b>	28-Mar-10	Sunday morning				Sunday afternoon				Sunday early evening				Sunday late evening																									
65 Castle Frank Stn – Esplanade	6.21							LF	1	30 ' 00 "	30	0	12.4	LF	2	15 ' 00 "	30	0	12.4	LF	1	30 ' 00 "	30	0	12.4	LF	1	30 ' 00 "	30	0	12.4	915a	900a	115a	100a				
<b>67 PHARMACY</b>	Egl																																						
<b>Monday to Friday</b>	13-Feb-12	Monday-Friday morning peak period				Monday-Friday midday				Monday-Friday afternoon peak period				Monday-Friday early evening				Monday-Friday late evening																					
67 Victoria Park Stn – Ellesmere	17.93	LF	4	17 ' 00 "	64	4	16.8	LF	3	17 ' 00 "	48	3	22.4	LF	5	12 ' 00 "	60	0	17.9	LF	3	17 ' 00 "	51	0	21.1	LF	2	20 ' 00 "	40	0	26.9	516a	537a	110a	1250a				
67A Victoria Park Stn – Eglinton	9.32	LF	2	17 ' 00 "	34	0	16.4																																
Combined/Average			6	8 ' 30 "					3	17 ' 00 "					5	12 ' 00 "					3	17 ' 00 "					2	20 ' 00 "											
<b>Saturday</b>	04-Apr-09	Saturday early morning				Saturday morning				Saturday afternoon				Saturday early evening				Saturday late evening																					
67 Victoria Park Stn – Ellesmere	17.93	LF	2	20 ' 00 "	40	0	26.9	LF	2	22 ' 30 "	45	0	23.9	LF	2	30 ' 00 "	55	5	19.6	LF	2	20 ' 00 "	40	0	26.9	LF	2	20 ' 00 "	40	0	26.9	516a	540a	100a	1240a				
<b>Sunday</b>	29-Mar-09	Sunday morning				Sunday afternoon				Sunday early evening				Sunday late evening																									
67 Victoria Park Stn – Ellesmere	17.93							LF	2	20 ' 00 "	40	0	26.9	LF	2	25 ' 00 "	50	0	21.5	LF	2	20 ' 00 "	40	0	26.9	LF	2	20 ' 00 "	40	0	26.9	920a	940a	100a	1240a				



**TORONTO TRANSIT COMMISSION**

**SERVICE SUMMARY**

March 25 to May 5, 2012

Route	RT dist (km) and date of last change	Veh type	No. of Veh	Monday-Friday morning peak period			Monday-Friday midday			Monday-Friday afternoon peak period			Veh type	No. of Veh	Service interval	Run time (min)	Term time (min)	Avg spd (km/h)	Veh type	No. of Veh	Service interval	Run time (min)	Term time (min)	Avg spd (km/h)	Veh type	No. of Veh	Service interval	Run time (min)	Term time (min)	Avg spd (km/h)	Veh type	No. of Veh	Service interval	Run time (min)	Term time (min)	Avg spd (km/h)	First dep	First dep	Last dep	Last dep																																									
				(min)	(min)	(km/h)	(min)	(min)	(km/h)	(min)	(min)	(km/h)																									(min)	(min)	(km/h)	(min)	(min)	(km/h)	NB or WB	SB or EB	NB or WB	SB or EB																																			
<b>167 PHARMACY NORTH</b>	Bir																																																																																
<b>Monday to Friday</b>	09-May-11			Monday-Friday morning peak period			Monday-Friday midday			Monday-Friday afternoon peak period																																																																							
167 Don Mills Stn – Steeles	21.24	LF	2	24 ' 00 "	45	3	28.3	LF	1.5	30 ' 00 "	45	0	28.3	LF	2	24 ' 00 "	48	0	26.6																					558a	535a	711p	712p																																						
Alternates trips with 24A VICTORIA PARK																																																																																	
<b>Saturday</b>	14-May-11			Saturday early morning			Saturday morning			Saturday afternoon																																																																							
167A Don Mills Stn – Steeles via Consumers	20.14	LF	2	30 ' 00 "	51	9	23.7	LF	2	30 ' 00 "	51	9	23.7	LF	2	30 ' 00 "	51	9	23.7																																																														
<b>66 PRINCE EDWARD</b>	Qsy																																																																																
<b>Monday to Friday</b>	13-Feb-12			Monday-Friday morning peak period			Monday-Friday midday			Monday-Friday afternoon peak period			Monday-Friday early evening			Monday-Friday late evening																																																																	
66A Old Mill Stn – Humber	9.75	LF	2	17 ' 00 "	26	8	22.5	LF	2	15 ' 00 "	24	6	24.4	LF	2	20 ' 00 "	30	10	19.5	LF	2	15 ' 00 "	24	6	24.4	LF	1	30 ' 00 "	24	6	24.4	LF	1	30 ' 00 "	30	0	20.4																																												
66D Old Mill Stn – Lake Shore	10.19	LF	2	17 ' 00 "	34	0	18.0	LF	1	30 ' 00 "	30	0	20.4	LF	2	20 ' 00 "	38	2	16.1	LF	1	30 ' 00 "	30	0	20.4	LF	1	30 ' 00 "	30	0	20.4	LF	1	30 ' 00 "	30	0	20.4																																												
Combined/Average			4	8 ' 30 "				3	10 ' 00 "					4	10 ' 00 "					3	10 ' 00 "					2	15 ' 00 "																																																						
<b>Saturday</b>	24-Oct-09			Saturday early morning			Saturday morning			Saturday afternoon			Saturday early evening			Saturday late evening																																																																	
66A Old Mill Stn – Humber	9.75	LF	1	30 ' 00 "	22	8	26.6	LF	2	15 ' 00 "	24	6	24.4	LF	2	15 ' 00 "	24	6	24.4	LF	2	15 ' 00 "	24	6	24.4	LF	1	30 ' 00 "	22	8	26.6	LF	1	30 ' 00 "	22	8	26.6																																												
66D Old Mill Stn – Lake Shore	10.19	LF	1	30 ' 00 "	28	2	21.8	LF	1	30 ' 00 "	30	0	20.4	LF	1	30 ' 00 "	30	0	20.4	LF	1	30 ' 00 "	30	0	20.4	LF	1	30 ' 00 "	28	2	21.8	LF	1	30 ' 00 "	28	2	21.8																																												
Combined/Average			2	15 ' 00 "				3	10 ' 00 "					3	10 ' 00 "					3	10 ' 00 "					2	15 ' 00 "																																																						
<b>Sunday</b>	18-Oct-09			Sunday morning			Sunday afternoon			Sunday early evening			Sunday late evening																																																																				
66A Old Mill Stn – Humber	9.75	LF	1.5	20 ' 00 "	24	6	24.4	LF	1.5	20 ' 00 "	24	6	24.4	LF	1	30 ' 00 "	24	6	24.4	LF	1	30 ' 00 "	24	6	24.4	LF	1	30 ' 00 "	22	8	26.6	LF	1	30 ' 00 "	22	8	26.6																																												
66D Old Mill Stn – Lake Shore	10.19	LF	1.5	20 ' 00 "	30	0	20.4	LF	1.5	20 ' 00 "	30	0	20.4	LF	1	30 ' 00 "	28	2	21.8	LF	1	30 ' 00 "	28	2	21.8	LF	1	30 ' 00 "	28	2	21.8	LF	1	30 ' 00 "	28	2	21.8																																												
Combined/Average			3	10 ' 00 "				3	10 ' 00 "					2	15 ' 00 "					2	15 ' 00 "					2	15 ' 00 "																																																						
<b>134 PROGRESS</b>	Mal																																																																																
<b>Monday to Friday</b>	13-Feb-12			Monday-Friday morning peak period			Monday-Friday midday			Monday-Friday afternoon peak period			Monday-Friday early evening			Monday-Friday late evening																																																																	
134 Scarborough Centre Stn – Finch	18.05							LF	3	20 ' 00 "	51	9	21.2							LF	2	22 ' 00 "	44	0	24.6	LF	2	22 ' 00 "	44	0	24.6	LF	2	22 ' 00 "	44	0	24.6																																												
134B Scarborough Centre Stn – McNicoll	21.26	LF	3	20 ' 00 "	60	0	21.3							LF	3	20 ' 00 "	60	0	21.3																																																														
134C Scarborough Centre Stn – Centennial College	7.91	LF	4	6 ' 00 "	24	0	19.8	LF	3	8 ' 00 "	24	0	19.8	LF	3	8 ' 00 "	24	0	19.8	LF	1	22 ' 00 "	20	2	23.7	LF	1	22 ' 00 "	20	2	23.7	LF	1	22 ' 00 "	20	2	23.7																																												
Combined/Average			7	4 ' 37 "				6	5 ' 43 "					6	5 ' 43 "					3	11 ' 00 "					3	11 ' 00 "																																																						
<b>Saturday</b>	14-May-11			Saturday early morning			Saturday morning			Saturday afternoon			Saturday early evening			Saturday late evening																																																																	
134 Scarborough Centre Stn – Finch	18.05	LF	2	22 ' 00 "	44	0	24.6	LF	3	15 ' 00 "	45	0	24.1	LF	3	15 ' 00 "	45	0	24.1	LF	2	22 ' 00 "	44	0	24.6	LF	2	22 ' 00 "	44	0	24.6	LF	2	22 ' 00 "	44	0	24.6																																												
134C Scarborough Centre Stn – Centennial College	7.91	LF	1	22 ' 00 "	22	0	21.6	LF	1	30 ' 00 "	24	6	19.8	LF	1	30 ' 00 "	24	6	19.8	LF	2	22 ' 00 "	44	0	24.6	LF	2	22 ' 00 "	44	0	24.6	LF	2	22 ' 00 "	44	0	24.6																																												
Combined/Average			3	11 ' 00 "				4	10 ' 00 "					4	10 ' 00 "					2	22 ' 00 "					2	22 ' 00 "																																																						
<b>Sunday</b>	08-May-11			Sunday morning			Sunday afternoon			Sunday evening			Sunday late evening																																																																				
134 Scarborough Centre Stn – Finch	18.05	LF	2	22 ' 00 "	44	0	24.6	LF	2	22 ' 00 "	44	0	24.6	LF	2	22 ' 00 "	44	0	24.6	LF	2	22 ' 00 "	44	0	24.6	LF	1.5	30 ' 00 "	44	1	24.6	LF	1.5	30 ' 00 "	44	1	24.6																																												
Alternates trips with 130 MIDDLEFIELD																																																																																	



TORONTO TRANSIT COMMISSION

SERVICE SUMMARY

March 25 to May 5, 2012

Route	RT dist (km) and date of last change	Veh type	No. of Veh	Service interval	Run time (min)	Term time (min)	Avg spd (km/h)	Veh type	No. of Veh	Service interval	Run time (min)	Term time (min)	Avg spd (km/h)	Veh type	No. of Veh	Service interval	Run time (min)	Term time (min)	Avg spd (km/h)	Veh type	No. of Veh	Service interval	Run time (min)	Term time (min)	Avg spd (km/h)	Veh type	No. of Veh	Service interval	Run time (min)	Term time (min)	Avg spd (km/h)	First dep NB or WB	First dep SB or EB	Last dep NB or WB	Last dep SB or EB			
<b>501 QUEEN</b>																																						
		Ron/Rus																																				
<b>Monday to Friday</b>		13-Feb-12																																				
				Monday-Friday morning peak period							Monday-Friday midday							Monday-Friday afternoon peak period							Monday-Friday early evening							Monday-Friday late evening						
501 Long Branch – Neville Park	48.86	ALRV	18	10' 20"	180	6	16.3	ALRV	15	13' 00"	185	10	15.8	ALRV	20	10' 15"	190	15	15.4	ALRV	14	14' 00"	185	11	15.8	ALRV	8	20' 00"	160	0	18.3	510a	523a	1245a	1245a			
501 Humber – Neville Park	33.31	ALRV	13	10' 20"	130	5	15.4	ALRV	11	13' 00"	136	7	14.7	ALRV	14	10' 15"	138	6	14.5	ALRV	10	14' 00"	136	4	14.7	ALRV	6	20' 00"	116	4	17.2	457a	500a	1255a	1257a			
Combined/Average				31 5' 10"							26 6' 30"							34 5' 08"							24 7' 00"							14 10' 00"						
<b>Saturday</b>																																						
		18-Feb-12																																				
				Saturday early morning							Saturday morning							Saturday afternoon							Saturday early evening							Saturday late evening						
501 Long Branch – Neville Park	48.86	ALRV	11	15' 00"	155	10	18.9	ALRV	14	13' 45"	176	17	16.7	ALRV	20	10' 00"	188	12	15.6	ALRV	12	15' 00"	170	10	17.2	ALRV	9.5	18' 00"	160	11	18.3	457a	526a	1248a	1229a			
501 Humber – Neville Park	33.31	ALRV	8	15' 00"	110	10	18.2	ALRV	10	13' 45"	126	12	15.9	ALRV	15	10' 00"	136	14	14.7	ALRV	9	15' 00"	122	13	16.4	ALRV	6.5	18' 00"	115	2	17.4	512a	500a	1257a	100a			
Combined/Average				19 7' 30"							24 6' 53"							35 5' 00"							21 7' 30"							16 9' 00"						
<b>Sunday</b>																																						
		12-Feb-12																																				
				Sunday early morning							Sunday morning							Sunday afternoon							Sunday early evening							Sunday late evening						
501 Long Branch – Neville Park	48.86	ALRV	8	20' 00"	156	4	18.8	ALRV	9	19' 30"	166	10	17.7	ALRV	16	12' 00"	174	18	16.8	ALRV	10	18' 00"	170	10	17.2	ALRV	9	19' 00"	158	13	18.6	457a	526a	1242a	1239a			
501 Humber – Neville Park	33.31	ALRV	6	20' 00"	110	10	18.2	ALRV	7	19' 30"	120	17	16.7	ALRV	11	12' 00"	126	6	15.9	ALRV	7	18' 00"	122	4	16.4	ALRV	6	19' 00"	112	2	17.8	525a	505a	1251a	1252a			
Combined/Average				14 10' 00"							16 9' 45"							27 6' 00"							17 9' 00"							15 9' 30"						
<b>301 QUEEN</b>																																						
		Ron/Rus																																				
<b>Overnight</b>		08-Jan-12																																				
				Monday-Friday overnight							Saturday overnight							Sunday overnight																				
301 Long Branch – Neville Park	48.86	ALRV	5	30' 00"	140	10	20.9	ALRV	5	30' 00"	140	10	20.9	ALRV	5	30' 00"	140	10	20.9																			
<b>80 QUEENSWAY</b>																																						
		Qsy																																				
<b>Monday to Friday</b>		09-May-11																																				
				Monday-Friday morning peak period							Monday-Friday midday							Monday-Friday afternoon peak period							Monday-Friday early evening							Monday-Friday late evening						
80 Sherway – Keele Stn via Parkside Dr	26.25	LF	3	30' 00"	75	15	21.0	LF	3	24' 00"	69	3	22.8	LF	3	30' 00"	78	12	20.2	LF	2	30' 00"	56	4	28.1													
80B Sherway – Humber	15.93																																					
																									LF 1 30' 00" 30 0 31.9													
<b>Saturday</b>																																						
		14-May-11																																				
				Saturday early morning							Saturday morning							Saturday afternoon							Saturday early evening													
80 Sherway – Keele Stn via Parkside Dr	26.25	LF	2	30' 00"	56	4	28.1	LF	3	24' 00"	70	2	22.5	LF	3	24' 00"	70	2	22.5	LF	2	30' 00"	56	4	28.1													
<b>Sunday</b>																																						
		08-May-11																																				
											Sunday morning							Sunday afternoon							Sunday early evening													
80B Sherway – Humber	15.93																																					
											LF 2 20' 00" 35 5 27.3							LF 2 20' 00" 35 5 27.3							LF 2 20' 00" 35 5 27.3													
<b>109 RANEE</b>																																						
		Wil																																				
<b>Monday to Friday</b>		06-Sep-11																																				
				Monday-Friday morning peak period							Monday-Friday midday							Monday-Friday afternoon peak period							Monday-Friday early evening							Monday-Friday late evening						
109B Eglinton West Stn-Neptune via Marlee and Flemington	14.29	LF	1.5	34' 00"	51	0	16.8	LF	1.5	30' 00"	45	0	19.1	LF	2.5	24' 00"	56	4	15.3	LF	1	45' 00"	45	0	19.1	LF	1	45' 00"	45	0	19.1	627a	557a	115a	1253a			
109C Eglinton West Stn-Neptune via Marlee and Varna	13.08	LF	1.5	34' 00"	51	0	15.4	LF	1.5	30' 00"	45	0	17.4	LF	2.5	24' 00"	56	4	14.0	LF	1	45' 00"	45	0	17.4	LF	1	45' 00"	45	0	17.4	610a	621a	1252a	1230a			
Combined/Average				3 17' 00"							3 15' 00"							5 12' 00"							2 22' 30"							2 22' 30"						
<b>Saturday</b>																																						
		10-Jan-09																																				
				Saturday early morning							Saturday morning							Saturday afternoon							Saturday early evening							Saturday late evening						
109B Eglinton West Stn-Neptune via Marlee and Flemington	14.29	LF	1.5	30' 00"	45	0	19.1	LF	1.5	34' 00"	51	0	16.8	LF	1.5	34' 00"	51	0	16.8	LF	1	45' 00"	45	0	19.1	LF	1	45' 00"	45	0	19.1	637a	645a	1237a	1238a			
109C Eglinton West Stn-Neptune via Marlee and Varna	13.08	LF	1.5	30' 00"	45	0	17.4	LF	1.5	34' 00"	51	0	15.4	LF	1.5	34' 00"	51	0	15.4	LF	1	45' 00"	45	0	17.4	LF	1	45' 00"	45	0	17.4	622a	700a	100a	1215a			
Combined/Average				3 15' 00"							3 17' 00"							3 17' 00"							2 22' 30"							2 22' 30"						
<b>Sunday</b>																																						
		04-Jan-09																																				
											Sunday morning							Sunday afternoon							Sunday early evening							Sunday late evening						
109B Eglinton West Stn-Neptune via Marlee and Flemington	14.29																																					
109C Eglinton West Stn-Neptune via Marlee and Varna	13.08	LF	1	40' 00"	40	0	21.4	LF	1.5	34' 00"	51	0	16.8	LF	1	45' 00"	45	0	19.1	LF	1	45' 00"	45	0	19.1	LF	1	45' 00"	45	0	19.1	900a	840a	1237a	1238a			
Combined/Average											LF 1 40' 00" 40 0 19.6							LF 1.5 34' 00" 51 0 15.4							LF 1 45' 00" 45 0 17.4							LF 1 45' 00" 45 0 17.4						
											2 20' 00"							3 17' 00"							2 22' 30"							2 22' 30"						





**TORONTO TRANSIT COMMISSION**

**SERVICE SUMMARY**

March 25 to May 5, 2012

Route	RT dist (km) and date of last change	Veh type	No. of Veh	Service interval	Run time (min)	Term time (min)	Avg spd (km/h)	Veh type	No. of Veh	Service interval	Run time (min)	Term time (min)	Avg spd (km/h)	Veh type	No. of Veh	Service interval	Run time (min)	Term time (min)	Avg spd (km/h)	Veh type	No. of Veh	Service interval	Run time (min)	Term time (min)	Avg spd (km/h)	Veh type	No. of Veh	Service interval	Run time (min)	Term time (min)	Avg spd (km/h)	First dep NB or WB	First dep SB or EB	Last dep NB or WB	Last dep SB or EB				
<b>48 RATHBURN</b>	Qsy																																						
<b>Monday to Friday</b>	06-Sep-11		Monday-Friday morning peak period					Monday-Friday midday					Monday-Friday afternoon peak period					Monday-Friday early evening					Monday-Friday late evening																
48 Royal York Stn – Mill Rd	17.36	LF	4	11'00"	44	0	23.7	LF	2	22'00"	42	2	24.8	LF	3	16'00"	45	3	23.1	LF	1.5	30'00"	40	5	26.0	LF	1.5	30'00"	40	5	26.0	540a	520a	100a	1250a				
<b>Saturday</b>	21-Feb-09		Saturday early morning					Saturday morning					Saturday afternoon					Saturday early evening					Saturday late evening																
48 Royal York Stn – Mill Rd	17.36	LF	1.5	30'00"	40	5	26.0	LF	1.5	30'00"	45	0	23.1	LF	1.5	30'00"	45	0	23.1	LF	1.5	30'00"	40	5	26.0	LF	1.5	30'00"	40	5	26.0	610a	610a	115a	1235a				
<b>Sunday</b>	08-May-11		Sunday morning					Sunday afternoon					Sunday early evening					Sunday late evening																					
48 Royal York Stn – Mill Rd	17.36							LF	1.5	30'00"	45	0	23.1	LF	1.5	30'00"	45	0	23.1	LF	1.5	30'00"	44	1	23.7	LF	1.34	30'00"	40	0	26.0	844a	818a	100a	1242a				
<b>161 ROGERS RD</b>	MtD																																						
<b>Monday to Friday</b>	06-Sep-11		Monday-Friday morning peak period					Monday-Friday midday					Monday-Friday afternoon peak period					Monday-Friday early evening					Monday-Friday late evening																
161 Ossington Stn – Jane	17.90	LF	7	10'20"	72	1	15.0	LF	5	14'00"	68	2	15.8	LF	7	10'45"	75	1	14.4	LF	5	12'00"	60	0	17.9	LF	3	20'00"	60	0	17.9	534a	508a	140a	110a				
<b>Saturday</b>	27-Jun-09		Saturday early morning					Saturday morning					Saturday afternoon					Saturday early evening					Saturday late evening																
161 Ossington Stn – Jane	17.90	LF	5	13'00"	64	1	16.8	LF	6	12'00"	68	4	15.8	LF	6	12'00"	68	4	15.8	LF	4	15'00"	60	0	17.9	LF	3	20'00"	60	0	17.9	530a	526a	120a	110a				
<b>Sunday</b>	21-Jun-09		Sunday early morning					Sunday morning					Sunday afternoon					Sunday early evening					Sunday late evening																
161 Ossington Stn – Jane	17.90	LF	3	20'00"	60	0	17.9	LF	4	16'00"	64	0	16.8	LF	5	15'00"	68	7	15.8	LF	3	20'00"	60	0	17.9	LF	3	20'00"	60	0	17.9	550a	600a	120a	110a				
<b>82 ROSEDALE</b>	Wil																																						
<b>Monday to Friday</b>	15-Oct-07		Monday-Friday morning peak period					Monday-Friday midday					Monday-Friday afternoon peak period					Monday-Friday early evening					Monday-Friday late evening																
82 Rosedale Stn – Summerhill	5.42	LF	1	20'00"	20	0	16.3	LF	1	20'00"	20	0	16.3	LF	1	20'00"	20	0	16.3	LF	1	20'00"	20	0	16.3	LF	0.5	30'00"	16	0	20.3	625a	615a	1212a	1220a				
<b>Saturday</b>	20-Oct-07		Saturday early morning					Saturday morning					Saturday afternoon					Saturday early evening					Saturday late evening																
82 Rosedale Stn – Summerhill	5.42	LF	1	20'00"	20	0	16.3	LF	1	20'00"	20	0	16.3	LF	1	20'00"	20	0	16.3	LF	0.5	30'00"	16	0	20.3	LF	0.5	30'00"	16	0	20.3	710a	720a	1212a	1220a				
<b>Sunday</b>	14-Oct-07		Sunday morning					Sunday afternoon					Sunday early evening					Sunday late evening																					
82 Rosedale Stn – Summerhill	5.42							LF	0.5	30'00"	16	0	20.3	LF	0.5	30'00"	16	0	20.3	LF	0.5	30'00"	16	0	20.3	LF	0.5	30'00"	16	0	20.3	912a	920a	1212a	1220a				



TORONTO TRANSIT COMMISSION

SERVICE SUMMARY

March 25 to May 5, 2012

Route	RT dist (km) and date of last change	Veh type	No. of Veh	Service interval	Run time (min)	Term time (min)	Avg spd (km/h)	Veh type	No. of Veh	Service interval	Run time (min)	Term time (min)	Avg spd (km/h)	Veh type	No. of Veh	Service interval	Run time (min)	Term time (min)	Avg spd (km/h)	Veh type	No. of Veh	Service interval	Run time (min)	Term time (min)	Avg spd (km/h)	Veh type	No. of Veh	Service interval	Run time (min)	Term time (min)	Avg spd (km/h)	First dep NB or WB	First dep SB or EB	Last dep NB or WB	Last dep SB or EB		
<b>73 ROYAL YORK</b>		Qsy																																			
<b>Monday to Friday</b>		13-Feb-12																																			
		Monday-Friday morning peak period							Monday-Friday midday							Monday-Friday afternoon peak period							Monday-Friday early evening							Monday-Friday late evening							
73A Royal York Stn – Dixon Rd	12.65	LF	3	15 ' 00 "	33	12	23.0							LF	2	20 ' 00 "	32	8	23.7														545a	613a	815a	843a	
73B Royal York Stn – Eglinton & La Rose Ave	9.33	LF	1	30 ' 00 "	26	4	21.5	LF	1	30 ' 00 "	26	4	21.5	LF	1	30 ' 00 "	27	3	20.7														247p	310p	547p	610p	
73C Royal York Stn – Claireport via Albion Rd	34.46	LF	6	15 ' 00 "	88	2	23.5	LF	6	15 ' 00 "	84	6	24.6	LF	5	20 ' 00 "	98	2	21.1	LF	5	17 ' 00 "	85	0	24.3	LF	4	20 ' 00 "	80	0	25.8	510a	450a	100a	1243a		
Combined/Average			10	6 ' 00 "				7	10 ' 00 "					8	7 ' 30 "					5	10 ' 52 "					4	20 ' 00 "										
<b>Saturday</b>		14-May-11																																			
		Saturday early morning							Saturday morning							Saturday afternoon							Saturday early evening							Saturday late evening							
73B Royal York Stn – Eglinton & La Rose Ave	9.33	LF	1	30 ' 00 "	24	6	23.3	LF	1	30 ' 00 "	24	6	23.3	LF	1	30 ' 00 "	24	6	23.3															644a	657a	714p	729p
73C Royal York Stn – Claireport via Albion Rd	34.46	LF	5	15 ' 00 "	75	0	27.6	LF	7	13 ' 00 "	84	7	24.6	LF	7	13 ' 00 "	84	7	24.6	LF	4	20 ' 00 "	80	0	25.8	LF	3	30 ' 00 "	80	10	25.8	515a	534a	100a	1243a		
Combined/Average			6	10 ' 00 "				8	9 ' 04 "					8	9 ' 04 "					4	20 ' 00 "					3	30 ' 00 "										
<b>Sunday</b>		08-May-11																																			
		Sunday morning							Sunday afternoon							Sunday early evening							Sunday late evening														
73B Royal York Stn – Eglinton & La Rose Ave	9.33							LF	1	30 ' 00 "	24	6	23.3	LF	1	30 ' 00 "	24	6	23.3															844a	857a	714a	729a
73C Royal York Stn – Claireport via Albion Rd	34.46							LF	5	18 ' 00 "	84	6	24.6	LF	5	18 ' 00 "	84	6	24.6	LF	3	30 ' 00 "	80	10	25.8	LF	2.67	30 ' 00 "	80	0	25.8	800a	747a	102a	1242a		
Combined/Average								6	11 ' 15 "					6	11 ' 15 "					3	30 ' 00 "					2.67	30 ' 00 "										
		Alternates trips with 48 Rathburn																																			
<b>76 ROYAL YORK SOUTH</b>		Qsy																																			
<b>Monday to Friday</b>		13-Feb-12																																			
		Monday-Friday morning peak period							Monday-Friday midday							Monday-Friday afternoon peak period							Monday-Friday early evening							Monday-Friday late evening							
76 Royal York Stn – Lake Shore	10.84	LF	8	4 ' 30 "	34	2	19.1	LF	4	9 ' 00 "	34	2	19.1	LF	8	5 ' 00 "	36	4	18.1	LF	2	15 ' 00 "	29	1	22.4	LF	2	15 ' 00 "	28	2	23.2	510a	524a	117a	137a		
76B Royal York Stn – Queensway and Grand Ave	6.44	LF	1	30 ' 00 "	26	4	14.9	LF	1	30 ' 00 "	26	4	14.9	LF	1	30 ' 00 "	26	4	14.9	LF	1	30 ' 00 "	26	4	14.9									654a	707a	954p	1007p
76S Royal York Stn – Queensway	5.18	LF	4 Trips																															754a	746a	832a	842a
Combined/Average			9	3 ' 55 "				5	6 ' 55 "					9	4 ' 17 "					3	10 ' 00 "					2	15 ' 00 "										
<b>Saturday</b>		14-May-11																																			
		Saturday early morning							Saturday morning							Saturday afternoon							Saturday early evening							Saturday late evening							
76 Royal York Stn – Lake Shore	10.84	LF	2	15 ' 00 "	30	0	21.7	LF	3	12 ' 00 "	33	3	19.7	LF	3	12 ' 00 "	33	3	19.7	LF	2	15 ' 00 "	29	1	22.4	LF	2	15 ' 00 "	28	2	23.2	602a	600a	101a	115a		
<b>Sunday</b>		08-May-11																																			
		Sunday morning							Sunday afternoon							Sunday early evening							Sunday late evening														
76 Royal York Stn – Lake Shore	10.84							LF	2	15 ' 00 "	30	0	21.7	LF	2	15 ' 00 "	30	0	21.7	LF	2	15 ' 00 "	29	1	22.4	LF	2	15 ' 00 "	28	2	23.2	817a	830a	101a	115a		
<b>71 RUNNYMEDE</b>		MtD																																			
<b>Monday to Friday</b>		06-Sep-10																																			
		Monday-Friday morning peak period							Monday-Friday midday							Monday-Friday afternoon peak period							Monday-Friday early evening							Monday-Friday late evening							
71 Runnymede Stn-St Clair	6.63	LF	1.5	20 ' 00 "	23	7	17.3	LF	0.8	30 ' 00 "	21	3	18.9	LF	1.4	22 ' 00 "	23	8	17.3	LF	1	22 ' 00 "	19	3	20.9	LF	1	20 ' 00 "	17	3	23.4	533a	545a	100a	115a		
71B Runnymede Stn-Industry St	12.87	LF	2.5	20 ' 00 "	46	4	16.8	LF	1.8	30 ' 00 "	42	12	18.4	LF	2.4	22 ' 00 "	48	5	16.1	LF	2	22 ' 00 "	40	4	19.3	LF	2	20 ' 00 "	38	2	20.3	523a	541a	110a	1248a		
Combined/Average			4	10 ' 00 "				2.6	15 ' 00 "					3.8	11 ' 00 "					3	11 ' 00 "					3	10 ' 00 "										
		Alternates trips with 77 SWANSEA							Alternates trips with 77 SWANSEA							Alternates trips with 77 SWANSEA							St Clair branch alternates trips with 77 SWANSEA														
<b>Saturday</b>		10-Sep-10																																			
		Saturday early morning							Saturday morning							Saturday afternoon							Saturday early evening							Saturday late evening							
71 Runnymede Stn-St Clair	6.63	LF	1	24 ' 00 "	17	7	23.4	LF	1.5	24 ' 00 "	30	6	13.3	LF	1.5	24 ' 00 "	30	6	13.3	LF	1	24 ' 00 "	19	5	20.9	LF	1	20 ' 00 "	17	3	23.4	553a	607a	100a	115a		
71B Runnymede Stn-Industry St	12.87	LF	2	24 ' 00 "	40	8	19.3	LF	2.5	24 ' 00 "	46	14	16.8	LF	2.5	24 ' 00 "	46	14	16.8	LF	2	24 ' 00 "	40	8	19.3	LF	2	20 ' 00 "	38	2	20.3	606a	604a	110a	1248a		
Combined/Average			3	12 ' 00 "				4	12 ' 00 "					4	12 ' 00 "					3	12 ' 00 "					3	10 ' 00 "										
<b>Sunday</b>		04-Sep-10																																			
		Sunday early morning							Sunday morning							Sunday afternoon							Sunday early evening							Sunday late evening							
71 Runnymede Stn-St Clair	6.63	LF	1	24 ' 00 "	20	4	19.9	LF	1	24 ' 00 "	20	4	19.9	LF	1	24 ' 00 "	22	2	18.1	LF	1	20 ' 00 "	19	1	20.9	LF	1	20 ' 00 "	17	3	23.4	819a	830a	100a	115a		
71B Runnymede Stn-Industry St	12.87	LF	2	24 ' 00 "	40	8	19.3	LF	2	24 ' 00 "	40	8	19.3	LF	2	24 ' 00 "	44	4	17.6	LF	2	20 ' 00 "	40	0	19.3	LF	2	20 ' 00 "	38	2	20.3	832a	807a	110a	1248a		
Combined/Average			3	12 ' 00 "				3	12 ' 00 "					3	12 ' 00 "					3	10 ' 00 "					3	10 ' 00 "										



**TORONTO TRANSIT COMMISSION**

**SERVICE SUMMARY**

March 25 to May 5, 2012

Route	RT dist (km) and date of last change	Veh type	No. of Veh	Service interval	Run time (min)	Term time (min)	Avg spd (km/h)	Veh type	No. of Veh	Service interval	Run time (min)	Term time (min)	Avg spd (km/h)	Veh type	No. of Veh	Service interval	Run time (min)	Term time (min)	Avg spd (km/h)	Veh type	No. of Veh	Service interval	Run time (min)	Term time (min)	Avg spd (km/h)	Veh type	No. of Veh	Service interval	Run time (min)	Term time (min)	Avg spd (km/h)	First dep NB or WB	First dep SB or EB	Last dep NB or WB	Last dep SB or EB					
<b>78 ST ANDREWS</b>	Wil																																							
<b>Monday to Friday</b>	07-Sep-10		Monday-Friday morning peak period					Monday-Friday midday					Monday-Friday afternoon peak period					Monday-Friday early evening					Monday-Friday late evening																	
78 York Mills Stn – Bayview	9.64	LF	3	10'00"	30	0	19.3	LF	1	30'00"	30	0	19.3	LF	2	15'00"	30	0	19.3	LF	1	30'00"	30	0	19.3	LF	1	30'00"	30	0	19.3	615a	630a	100a	1245a					
<b>Saturday</b>	11-Sep-10		Saturday early morning					Saturday morning					Saturday afternoon					Saturday early evening					Saturday late evening																	
78 York Mills Stn – Bayview	9.64	LF	1	30'00"	30	0	19.3	LF	1	30'00"	30	0	19.3	LF	1	30'00"	30	0	19.3	LF	1	30'00"	30	0	19.3	LF	1	30'00"	30	0	19.3	615a	630a	100a	1245a					
<b>Sunday</b>	05-Sep-10		Sunday morning					Sunday afternoon					Sunday early evening					Sunday late evening																						
78 York Mills Stn – Bayview	9.64		LF 1 30'00" 30 0 19.3					LF 1 30'00" 30 0 19.3					LF 1 30'00" 30 0 19.3					LF 1 30'00" 30 0 19.3					LF 1 30'00" 30 0 19.3					845a	900a	1245a	100a									
<b>512 ST CLAIR</b>	Ron																																							
<b>Monday to Friday</b>	13-Feb-12		Monday-Friday morning peak period					Monday-Friday midday					Monday-Friday afternoon peak period					Monday-Friday early evening					Monday-Friday late evening																	
512 Keele – St Clair Stn	13.99	CLRV	23	2'45"	56	8	15.0	CLRV	11	6'00"	56	10	15.0	CLRV	20	3'20"	58	9	14.5	CLRV	10	6'00"	56	4	15.0	CLRV	6	9'00"	52	2	16.1	510a	500a	200a	150a					
<b>Saturday</b>	18-Feb-12		Saturday early morning					Saturday morning					Saturday afternoon					Saturday early evening					Saturday late evening																	
512 Keele – St Clair Stn	13.99	CLRV	6	8'40"	50	2	16.8	CLRV	11	5'30"	56	5	15.0	CLRV	14	4'40"	58	8	14.5	CLRV	8	7'00"	54	2	15.5	CLRV	6	9'00"	52	2	16.1	511a	500a	201a	150a					
<b>Sunday</b>	12-Feb-12		Sunday early morning					Sunday morning					Sunday afternoon					Sunday early evening					Sunday late evening																	
512 Keele – St Clair Stn	13.99	CLRV	5	10'00"	48	2	17.5	CLRV	8	7'30"	56	4	15.0	CLRV	10	6'20"	58	6	14.5	CLRV	7	8'00"	54	2	15.5	CLRV	6	9'00"	52	2	16.1	520a	457a	201a	151a					
<b>312 ST CLAIR</b>	Arw																																							
<b>Overnight, 7 days a week</b>	20-Jun-10		Monday-Friday overnight					Saturday overnight					Sunday overnight																											
312 Jane Stn – St Clair Stn	21.71	LF	2	30'00"	60	0	21.7	LF	2	30'00"	60	0	21.7	LF	2	30'00"	60	0	21.7																					
<b>86 SCARBOROUGH</b>	Egl																																							
<b>Monday to Friday</b>	26-Mar-12		Monday-Friday morning peak period					Monday-Friday midday					Monday-Friday afternoon peak period					Monday-Friday early evening					Monday-Friday late evening																	
86 Kennedy Stn – Sheppard	27.99																	LF 9 8'15" 70 5 24.1					LF 7 10'00" 66 4 25.4					454a	454a	201a	125a									
86A Kennedy Stn – Toronto Zoo	31.25	LF	5	16'00"	80	0	23.4	LF	9	9'15"	83	1	22.7	LF	6	14'00"	84	0	22.3																					
86B Kennedy Stn – Highland Creek	21.84	LF	4	16'00"	61	3	21.5																																	
86D Kennedy Stn – Beechgrove via Lawrence	22.51	LF	4	16'00"	63	1	21.4	LF	2	30'00"	60	0	22.5	LF	5	14'00"	68	2	19.9																					
86E Kennedy Stn – Sheppard Express	27.99	LF	14	4'45"	61	6	27.5							LF	7	9'45"	66	3	25.5																					
Combined/Average			27	2'31"				11	7'04"					18	4'05"					9	8'15"						7	10'00"												
<b>Saturday</b>	10-Sep-11		Saturday early morning					Saturday morning					Saturday afternoon					Saturday early evening					Saturday late evening																	
86 Kennedy Stn – Sheppard	27.99	LF	8	10'00"	74	6	22.7	LF	11	6'30"	72	0	23.5	LF	11	6'30"	72	0	23.5	LF	8	10'00"	72	8	23.3	LF	4	17'00"	65	3	25.8	510a	440a	138a	106a					
86D Kennedy Stn – Beechgrove via Lawrence	22.51	LF	2	30'00"	57	3	23.7	LF	2	30'00"	57	3	23.7	LF	2	30'00"	57	3	23.7																					
Combined/Average			10	7'30"				13	5'21"					13	5'21"					8	10'00"						4	17'00"												
<b>Sunday</b>	04-Sep-11		Sunday early morning					Sunday morning					Sunday afternoon					Sunday early evening					Sunday late evening																	
86 Kennedy Stn – Sheppard	27.99	LF	8	9'00"	70	2	24.0	LF	8	9'00"	70	2	24.0	LF	8	9'00"	70	2	24.0	LF	6	11'00"	65	1	25.8	LF	4	17'00"	65	3	25.8	550a	610a	138a	106a					

Overnight service on Eglinton Avenue and Kingston Road provided by 305 EGLINTON EAST



**TORONTO TRANSIT COMMISSION**

**SERVICE SUMMARY**

March 25 to May 5, 2012

Route	RT dist (km) and date of last change	Veh type	No. of Veh	Service interval	Run time (min)	Term time (min)	Avg spd (km/h)	Veh type	No. of Veh	Service interval	Run time (min)	Term time (min)	Avg spd (km/h)	Veh type	No. of Veh	Service interval	Run time (min)	Term time (min)	Avg spd (km/h)	Veh type	No. of Veh	Service interval	Run time (min)	Term time (min)	Avg spd (km/h)	Veh type	No. of Veh	Service interval	Run time (min)	Term time (min)	Avg spd (km/h)	First dep NB or WB	First dep SB or EB	Last dep NB or WB	Last dep SB or EB						
<b>190 SCARBOROUGH CENTRE ROCKET</b>	Mal																																								
<b>Monday to Friday</b>	26-Mar-12		Monday-Friday morning peak period				Monday-Friday midday				Monday-Friday afternoon peak period				Monday-Friday early evening				Monday-Friday late evening																						
190 Don Mills Stn – Scarborough Centre Stn	17.36	Lift	8	6 ' 15 "	50	0	20.8	Lift	5	9 ' 00 "	44	1	23.7	Lift	12	5 ' 00 "	58	2	18.0	Lift	5	9 ' 00 "	44	1	23.7	Lift	3	15 ' 00 "	40	5	26.0	626a	633a	107a	100a						
<b>Saturday</b>	18-Feb-12		Saturday early morning				Saturday morning				Saturday afternoon				Saturday early evening				Saturday late evening																						
190 Don Mills Stn – Scarborough Centre Stn	17.36	Lift	4	12 ' 00 "	45	3	23.1	Lift	4	12 ' 00 "	45	3	23.1	Lift	5	9 ' 00 "	45	0	23.1	Lift	5	9 ' 00 "	45	0	23.1	Lift	2	20 ' 00 "	40	0	26.0	701a	700a	100a	100a						
<b>Sunday</b>	27-Mar-11		Sunday morning				Sunday afternoon				Sunday early evening				Sunday late evening																										
190 Don Mills Stn – Scarborough Centre Stn	17.36	Lift	3	15 ' 00 "	45	0	23.1	Lift	4	12 ' 00 "	45	3	23.1	Lift	3	15 ' 00 "	40	5	26.0	Lift	2	20 ' 00 "	40	0	26.0	Lift	2	20 ' 00 "	40	0	26.0	907a	900a	100a	100a						
<b>3 SCARBOROUGH RT</b>	DanSub																																								
<b>Monday to Friday</b>	06-Sep-11		Monday-Friday morning peak period				Monday-Friday midday				Monday-Friday afternoon peak period				Monday-Friday early evening				Monday-Friday late evening																						
3 Kennedy Stn – McCowan Stn	12.81	4carS	6	3 ' 30 "	21	0	36.6	4carS	4	5 ' 30 "	22	0	34.9	4carS	6	3 ' 40 "	22	0	34.9	4carS	4	5 ' 45 "	23	0	33.4	4carS	4	5 ' 30 "	22	0	34.9	545a	601a	120a	135a						
<b>Saturday</b>	10-Sep-11		Saturday early morning				Saturday morning				Saturday afternoon				Saturday early evening				Saturday late evening																						
3 Kennedy Stn – McCowan Stn	12.81	4carS	4	5 ' 30 "	22	0	34.9	4carS	4	5 ' 30 "	22	0	34.9	4carS	4	5 ' 30 "	22	0	34.9	4carS	4	5 ' 30 "	22	0	34.9	4carS	4	5 ' 30 "	22	0	34.9	550a	605a	120a	135a						
<b>Sunday</b>	04-Sep-11		Sunday morning				Sunday afternoon				Sunday early evening				Sunday late evening																										
3 Kennedy Stn – McCowan Stn	12.81	4carS	4	5 ' 30 "	22	0	34.9	4carS	4	5 ' 30 "	22	0	34.9	4carS	4	5 ' 30 "	22	0	34.9	4carS	4	5 ' 30 "	22	0	34.9	4carS	4	5 ' 30 "	22	0	34.9	855a	907a	120a	135a	McCowan to Kennedy is WB; Kennedy to McCowan is EB					
<b>79 SCARLETT RD</b>	MtD																																								
<b>Monday to Friday</b>	26-Mar-12		Monday-Friday morning peak period				Monday-Friday midday				Monday-Friday afternoon peak period				Monday-Friday early evening				Monday-Friday late evening																						
79 Runnymede Stn-Lawrence & Jane	18.83	LF	6.5	9 ' 00 "	56	3	20.2	LF	5	12 ' 00 "	58	2	19.5	LF	5	12 ' 00 "	60	0	18.8	LF	5	12 ' 00 "	52	8	21.7	LF	3	20 ' 00 "	52	8	21.7	530a	505a	100a	107a						
79B Runnymede Stn-Lawrence & Jane via St Clair	18.93	LF	6.5	9 ' 00 "	56	3	20.3						LF	5	12 ' 00 "	60	0	18.9																							
Combined/Average			13	4 ' 30 "				5	12 ' 00 "				10	6 ' 00 "					5	12 ' 00 "						3	20 ' 00 "														
<b>Saturday</b>	18-Feb-12		Saturday early morning				Saturday morning				Saturday afternoon				Saturday early evening				Saturday late evening																						
79 Runnymede Stn-Lawrence & Jane	18.83	LF	2	25 ' 00 "	50	0	22.6	LF	4	15 ' 00 "	54	6	20.9	LF	4	15 ' 00 "	54	6	20.9	LF	2	25 ' 00 "	50	0	22.6	LF	2	25 ' 00 "	50	0	22.6	540a	605a	115a	117a						
<b>Sunday</b>	25-Mar-12		Sunday morning				Sunday afternoon				Sunday early evening				Sunday late evening																										
79 Runnymede Stn-Lawrence & Jane	18.83	LF	3	20 ' 00 "	54	6	20.9	LF	4	15 ' 00 "	54	6	20.9	LF	2	25 ' 00 "	50	0	22.6	LF	2	25 ' 00 "	50	0	22.6	LF	2	25 ' 00 "	50	0	22.6	800a	830a	115a	117a						
<b>777 SERVICE RELIEF BUSES</b>	Wil																																								
<b>Monday to Friday</b>	02-Aug-11		Monday-Friday morning peak period				Monday-Friday afternoon peak period				Monday-Friday early evening				Monday-Friday late evening																										
Service relief buses – Wilson														Lift	3	Downsview Stn																									
<b>779 SERVICE RELIEF BUSES</b>	Mal																																								
<b>Monday to Friday</b>	06-Sep-11		Monday-Friday morning peak period				Monday-Friday afternoon peak period				Monday-Friday early evening				Monday-Friday late evening																										
Service relief buses – Malvern		Lift	1	Scarborough Centre				Lift	1	Scarborough Centre																															
<b>780 SERVICE RELIEF BUSES</b>	Egl																																								
<b>Monday to Friday</b>	08-Sep-09		Monday-Friday afternoon peak period				Monday-Friday afternoon peak period				Monday-Friday early evening				Monday-Friday late evening																										
Service relief buses – Eglinton								LF	1	Don Mills Station																															
Service relief buses – Eglinton								LF	1	Eglinton Station																															
Service relief buses – Eglinton								LF	1	Kennedy Station																															



**TORONTO TRANSIT COMMISSION**

**SERVICE SUMMARY**

March 25 to May 5, 2012

Route	RT dist (km) and date of last change	Veh type	No. of Veh	Service interval	Run time (min)	Term time (min)	Avg spd (km/h)	Veh type	No. of Veh	Service interval	Run time (min)	Term time (min)	Avg spd (km/h)	Veh type	No. of Veh	Service interval	Run time (min)	Term time (min)	Avg spd (km/h)	Veh type	No. of Veh	Service interval	Run time (min)	Term time (min)	Avg spd (km/h)	Veh type	No. of Veh	Service interval	Run time (min)	Term time (min)	Avg spd (km/h)	First dep NB or WB	First dep SB or EB	Last dep NB or WB	Last dep SB or EB
<b>85 SHEPPARD EAST</b>		Mal <i>Italicised branch names are for internal use only.</i>																																	
<b>Monday to Friday</b>		13-Feb-12 <b>Monday-Friday morning peak period</b> <b>Monday-Friday midday</b> <b>Monday-Friday afternoon peak period</b> <b>Monday-Friday early evening</b> <b>Monday-Friday late evening</b>																																	
85A Don Mills Stn – Rouge Hill GO Stn																																			
85A To Don Mills Stn																																			
85A To Rouge Hill GO Stn																																			
<i>85C Don Mills Stn – Meadowvale</i>																																			
85A To Don Mills Stn																																			
85 To Meadowvale																																			
<b>Combined/Average</b>																																			
<i>85J Sheppard-Yonge Stn – Don Mills Stn</i>																																			
85 To Sheppard-Yonge Stn																																			
85A To Don Mills Stn																																			
Every 4th 85C operates as a 85A																																			
<b>Saturday</b>		31-Mar-12 <b>Saturday early morning</b> <b>Saturday morning</b> <b>Saturday afternoon</b> <b>Saturday early evening</b> <b>Saturday late evening</b>																																	
85 Sheppard-Yonge Stn – Meadvale																																			
85 To Sheppard-Yonge Stn																																			
85 To Meadowvale																																			
85A Don Mills Stn – Rouge Hill GO Stn																																			
85A To Don Mills Stn																																			
85A To Rouge Hill GO Stn																																			
<i>85D Don Mills Stn – Rouge Hill GO Stn via Toronto Zoo</i>																																			
85A To Don Mills Stn via Toronto Zoo																																			
85A To Rouge Hill GO Stn via Toronto Zoo																																			
<i>85F Don Mills Stn – Toronto Zoo</i>																																			
85A To Don Mills Stn																																			
85B To Toronto Zoo																																			
<b>Combined/Average</b>																																			
<i>85J Sheppard-Yonge Stn – Don Mills Stn</i>																																			
85 To Sheppard-Yonge Stn																																			
85A To Don Mills Stn																																			
Every 4th 85F operates as a 85D																																			
<b>Sunday</b>		25-Mar-12 <b>Sunday early morning</b> <b>Sunday morning</b> <b>Sunday afternoon</b> <b>Sunday early evening</b> <b>Sunday late evening</b>																																	
85 Sheppard-Yonge Stn – Meadvale																																			
85 To Sheppard-Yonge Stn																																			
85 To Meadowvale																																			
85A Don Mills Stn – Rouge Hill GO Stn																																			
85A To Don Mills Stn																																			
85A To Rouge Hill GO Stn																																			
<i>85B Sheppard-Yonge Stn – Toronto Zoo</i>																																			
85 To Sheppard-Yonge Stn																																			
85B To Toronto Zoo																																			
<i>85D Don Mills Stn – Rouge Hill GO Stn via Toronto Zoo</i>																																			
85A To Don Mills Stn via Toronto Zoo																																			
85A To Rouge Hill GO Stn via Toronto Zoo																																			
<i>85F Don Mills Stn – Toronto Zoo</i>																																			
85A To Don Mills Stn																																			
85B To Toronto Zoo																																			
85G Shep-Yonge Stn – Rouge Hill GO Stn																																			
85 To Sheppard-Yonge Stn																																			
85A To Rouge Hill GO Stn																																			
<b>Combined/Average</b>																																			
<i>85J Sheppard-Yonge Stn – Don Mills Stn</i>																																			
85 To Sheppard-Yonge Stn																																			
85A To Don Mills Stn																																			
Every 4th 85F operates as a 85D																																			
Every 5th 85F operates as a 85D																																			





**TORONTO TRANSIT COMMISSION**

**SERVICE SUMMARY**

March 25 to May 5, 2012

Route	RT dist (km) and date of last change	Veh type	No. of Veh	Service interval	Run time (min)	Term time (min)	Avg spd (km/h)	Veh type	No. of Veh	Service interval	Run time (min)	Term time (min)	Avg spd (km/h)	Veh type	No. of Veh	Service interval	Run time (min)	Term time (min)	Avg spd (km/h)	Veh type	No. of Veh	Service interval	Run time (min)	Term time (min)	Avg spd (km/h)	Veh type	No. of Veh	Service interval	Run time (min)	Term time (min)	Avg spd (km/h)	First dep NB or WB	First dep SB or EB	Last dep NB or WB	Last dep SB or EB																				
<b>123 SHORNCLIFFE</b>	Qsy																																																						
<b>Monday to Friday</b>	13-Feb-12			<b>Monday-Friday morning peak period</b>						<b>Monday-Friday midday</b>						<b>Monday-Friday afternoon peak period</b>						<b>Monday-Friday early evening</b>							<b>Monday-Friday late evening</b>																										
123 Kipling Stn – Long Branch via East Mall	18.49	LF	3	18' 00"	49	5	22.6	LF	3	18' 00"	48	6	23.1	LF	3	18' 00"	54	0	20.5	LF	2	25' 00"	46	4	24.1	LF	1.5	30' 00"	41	4	27.1	552a	608a	114a	135a																				
123A Kipling Stn – Sherway via North Queen	11.41	LF	2	18' 00"	27	9	25.4						LF	2	18' 00"	32	4	21.4																																					
123C Kipling Stn – Long Branch via North Queen	18.61							LF	3	18' 00"	48	6	23.3									LF	2	25' 00"	46	4	24.3	LF	1.5	30' 00"	41	4	27.2	905a 614p	857a 557p	248p 1258a	221p 120a																		
Combined/Average				<b>5</b>	<b>9' 00"</b>					<b>6</b>	<b>9' 00"</b>					<b>5</b>	<b>9' 00"</b>					<b>4</b>	<b>12' 30"</b>				<b>3</b>	<b>15' 00"</b>																											
<b>Saturday</b>	20-Feb-10			<b>Saturday early morning</b>						<b>Saturday morning</b>						<b>Saturday afternoon</b>						<b>Saturday early evening</b>						<b>Saturday late evening</b>																											
123 Kipling Stn – Long Branch via East Mall	18.49	LF	1.5	30' 00"	40	5	27.7	LF		30' 00"	48	5	23.1	LF	2.5	20' 00"	48	2	23.1	LF	1.5	30' 00"	42	3	26.4	LF	1.5	30' 00"	36	9	30.8	540a	600a	104a	110a																				
123C Kipling Stn – Long Branch via North Queen	18.61	LF	1.5	30' 00"	40	5	27.9	LF		30' 00"	48	5	23.3	LF	2.5	20' 00"	48	2	23.3	LF	1.5	30' 00"	42	3	26.6	LF	1.5	30' 00"	36	9	31.0	625a	621a	1249a	1255a																				
Combined/Average				<b>3</b>	<b>15' 00"</b>					<b>3.5</b>	<b>15' 00"</b>					<b>5</b>	<b>10' 00"</b>					<b>3</b>	<b>15' 00"</b>				<b>3</b>	<b>15' 00"</b>																											
										Alternates trips with 111 EAST MALL																																													
<b>Sunday</b>	14-Feb-10			<b>Sunday morning</b>						<b>Sunday afternoon</b>						<b>Sunday early evening</b>						<b>Sunday late evening</b>																																	
123 Kipling Stn – Long Branch via East Mall	18.49							LF	2	24' 00"	48	0	23.1	LF	2.5	20' 00"	48	2	23.1	LF	1.5	30' 00"	42	3	26.4	LF	1.5	30' 00"	36	9	30.8	900a	924a	101a	110a																				
123C Kipling Stn – Long Branch via North Queen	18.61							LF	2	24' 00"	48	0	23.3	LF	2.5	20' 00"	48	2	23.3	LF	1.5	30' 00"	42	3	26.6	LF	1.5	30' 00"	36	9	31.0	848a	912a	1246a	1255a																				
Combined/Average										<b>4</b>	<b>12' 00"</b>					<b>5</b>	<b>10' 00"</b>					<b>3</b>	<b>15' 00"</b>				<b>3</b>	<b>15' 00"</b>																											
<b>115 SILVER HILLS</b>	Wil																																																						
<b>Monday to Friday</b>	09-May-11			<b>Monday-Friday morning peak period</b>						<b>Monday-Friday midday</b>						<b>Monday-Friday afternoon peak period</b>						<b>Monday-Friday early evening</b>																																	
115 York Mills Stn – Leslie	12.83	LF	2	20' 00"	40	0	19.2	LF	2	20' 00"	40	0	19.2	LF	2	20' 00"	40	0	19.2	LF	1.5	30' 00"	35	3	22.0																														
																Alternates trips with 122 GRAYDON HALL																																							
<b>Saturday</b>	14-May-11			<b>Saturday early morning</b>						<b>Saturday morning</b>						<b>Saturday afternoon</b>						<b>Saturday early evening</b>																																	
115 York Mills Stn – Leslie	12.83	LF	1.5	30' 00"	35	2	22.0	LF	1.5	30' 00"	35	3	22.0	LF	1.5	30' 00"	35	3	22.0	LF	1.5	30' 00"	35	3	22.0																														
				Alternates trips with 122 GRAYDON HALL																																																			
<b>Sunday</b>	08-May-11			<b>Sunday morning</b>						<b>Sunday afternoon</b>						<b>Sunday early evening</b>																																							
115 York Mills Stn – Leslie	12.83							LF	1.5	30' 00"	35	3	22.0	LF	1.5	30' 00"	35	3	22.0	LF	1.5	30' 00"	35	3	22.0																														
				Alternates trips with 122 GRAYDON HALL																																																			
<b>403 SOUTH DON MILLS COMMUNITY BUS</b>	W-T																																																						
<b>Monday to Friday</b>	2-Sep-97									<b>Monday-Friday midday</b>						<b>Monday-Friday afternoon peak period</b>																																							
403 Don Mills Centre – East York Centre								CB	1	60' 00"	60	0		CB	1	60' 00"	60	0																																					

**TORONTO TRANSIT COMMISSION****SERVICE SUMMARY**

March 25 to May 5, 2012

Route	RT dist (km) and date of last change	Veh type	No. of Veh	Service interval	Run time (min)	Term time (min)	Avg spd (km/h)	Veh type	No. of Veh	Service interval	Run time (min)	Term time (min)	Avg spd (km/h)	Veh type	No. of Veh	Service interval	Run time (min)	Term time (min)	Avg spd (km/h)	Veh type	No. of Veh	Service interval	Run time (min)	Term time (min)	Avg spd (km/h)	Veh type	No. of Veh	Service interval	Run time (min)	Term time (min)	Avg spd (km/h)	First dep NB or WB	First dep SB or EB	Last dep NB or WB	Last dep SB or EB	
<b>88 SOUTH LEASIDE</b>	Wil																																			
<b>Monday to Friday</b>	06-Sep-11			<b>Monday-Friday morning peak period</b>				<b>Monday-Friday midday</b>					<b>Monday-Friday afternoon peak period</b>							<b>Monday-Friday early evening</b>						<b>Monday-Friday late evening</b>										
88 St Clair Stn – Thorncliffe via Wicksteed	13.07	LF	4	12 ' 00 "	48	0	16.3	LF	1.5	30 ' 00 "	40	5	19.6	LF	3.5	15 ' 00 "	48	5	16.3	LF	1.5	30 ' 00 "	40	5	19.6	LF	1	40 ' 00 "	40	0	19.6	550a	610a	1240a	100a	
88A St Clair Stn – Thorncliffe via Overlea	13.30	LF	4	12 ' 00 "	48	0	16.6	LF	1.5	30 ' 00 "	40	5	20.0	LF	3.5	15 ' 00 "	48	5	16.6	LF	1.5	30 ' 00 "	40	5	20.0	LF	1	40 ' 00 "	40	0	20.0	620a	630a	1220a	1240a	
Combined/Average			<b>8</b>	<b>6 ' 00 "</b>				<b>3</b>	<b>15 ' 00 "</b>				<b>7</b>	<b>7 ' 30 "</b>					<b>3</b>	<b>15 ' 00 "</b>					<b>2</b>	<b>20 ' 00 "</b>										
<b>Saturday</b>	11-Sep-10			<b>Saturday early morning</b>				<b>Saturday morning</b>					<b>Saturday afternoon</b>							<b>Saturday early evening</b>					<b>Saturday late evening</b>											
88 St Clair Stn – Thorncliffe via Wicksteed	13.07	LF	1	40 ' 00 "	40	0	19.6	LF	1	40 ' 00 "	40	0	19.6	LF	1	40 ' 00 "	40	0	19.6	LF	1	40 ' 00 "	40	0	19.6	LF	1	40 ' 00 "	40	0	19.6	610a	630a	1250a	110a	
88A St Clair Stn – Thorncliffe via Overlea	13.30	LF	1	40 ' 00 "	40	0	20.0	LF	1	40 ' 00 "	40	0	20.0	LF	1	40 ' 00 "	40	0	20.0	LF	1	40 ' 00 "	40	0	20.0	LF	1	40 ' 00 "	40	0	20.0	630a	610a	1230a	1250a	
Combined/Average			<b>2</b>	<b>20 ' 00 "</b>				<b>2</b>	<b>20 ' 00 "</b>				<b>2</b>	<b>20 ' 00 "</b>					<b>2</b>	<b>20 ' 00 "</b>					<b>2</b>	<b>20 ' 00 "</b>										
<b>Sunday</b>	05-Sep-10			<b>Sunday morning</b>				<b>Sunday afternoon</b>					<b>Sunday early evening</b>							<b>Sunday late evening</b>																
88 St Clair Stn – Thorncliffe via Wicksteed	13.07	LF	1	40 ' 00 "	40	0	19.6	LF	1	40 ' 00 "	40	0	19.6	LF	1	40 ' 00 "	40	0	19.6	LF	1	40 ' 00 "	40	0	19.6	LF	1	40 ' 00 "	40	0	19.6	930a	910a	1250a	110a	
88A St Clair Stn – Thorncliffe via Overlea	13.30	LF	1	40 ' 00 "	40	0	20.0	LF	1	40 ' 00 "	40	0	20.0	LF	1	40 ' 00 "	40	0	20.0	LF	1	40 ' 00 "	40	0	20.0	LF	1	40 ' 00 "	40	0	20.0	950a	930a	1230a	1250a	
Combined/Average			<b>2</b>	<b>20 ' 00 "</b>				<b>2</b>	<b>20 ' 00 "</b>				<b>2</b>	<b>20 ' 00 "</b>					<b>2</b>	<b>20 ' 00 "</b>					<b>2</b>	<b>20 ' 00 "</b>										
<b>510 SPADINA</b>	Rus																																			
<b>Monday to Friday</b>	09-Jan-12			<b>Monday-Friday morning peak period</b>				<b>Monday-Friday midday</b>					<b>Monday-Friday afternoon peak period</b>							<b>Monday-Friday early evening</b>					<b>Monday-Friday late evening</b>											
510 Spadina Stn – Queens Quay	8.06	Operates earlier and later trips to Queens Quay and Spadina																										515a	500a	616a	600a					
510 Spadina Stn – Union Stn	12.33	CLRVR	7	7 ' 30 "	50	2	14.8	CLRVR	9	5 ' 40 "	51	0	14.5	CLRVR	9	6 ' 00 "	54	0	13.7	CLRVR	8	6 ' 45 "	54	0	13.7	CLRVR	8	6 ' 00 "	45	3	16.4	145a	130a	230a	215a	
510 Spadina Stn – King	6.31	CLRVR	8	3 ' 45 "	28	2	13.5	CLRVR	12	2 ' 50 "	28	6	13.5	CLRVR	12	3 ' 00 "	31	5	12.2	CLRVR	10	3 ' 23 "	31	3	12.2	CLRVR	8	6 ' 00 "	45	3	16.4	600a	607a	145a	120a	
Combined/Average			<b>15</b>	<b>2 ' 30 "</b>				<b>21</b>	<b>1 ' 53 "</b>				<b>21</b>	<b>2 ' 00 "</b>					<b>18</b>	<b>2 ' 15 "</b>					<b>8</b>	<b>6 ' 00 "</b>										
				Every 3rd car operates to Union Stn				Every 3rd car operates to Union Stn					Every 3rd car operates to Union Stn						Every 3rd car operates to Union Stn					Every 3rd car operates to Union Stn												
<b>Saturday</b>	14-Jan-12			<b>Saturday early morning</b>				<b>Saturday morning</b>					<b>Saturday afternoon</b>							<b>Saturday early evening</b>					<b>Saturday late evening</b>											
510 Spadina Stn – Queens Quay	8.06	Operates earlier and later trips to Queens Quay and Spadina																										515a	500a	610a	530a					
510 Spadina Stn – Union Stn	12.33	CLRVR	7	6 ' 17 "	44	0	16.8	CLRVR	11	5 ' 00 "	52	3	14.2	CLRVR	9	6 ' 00 "	54	0	13.7	CLRVR	10	5 ' 00 "	50	0	14.8	CLRVR	8	6 ' 00 "	44	4	16.8	145a	130a	230a	215a	
510 Spadina Stn – King	6.31	CLRVR	6	5 ' 00 "	27	3	14.0	CLRVR	6	5 ' 00 "	27	3	14.0	CLRVR	12	3 ' 00 "	33	3	11.5	CLRVR	6	5 ' 00 "	28	2	13.5	CLRVR	8	6 ' 00 "	44	4	16.8	615a	600a	145a	120a	
Combined/Average			<b>7</b>	<b>6 ' 17 "</b>				<b>17</b>	<b>2 ' 30 "</b>				<b>21</b>	<b>2 ' 00 "</b>					<b>16</b>	<b>2 ' 30 "</b>					<b>8</b>	<b>6 ' 00 "</b>										
													Every 3rd car operates to Union Stn																							
<b>Sunday</b>	08-Jan-12			<b>Sunday early morning</b>				<b>Sunday morning</b>					<b>Sunday afternoon</b>							<b>Sunday early evening</b>					<b>Sunday late evening</b>											
510 Spadina Stn – Queens Quay	8.06	Operates earlier and later trips to Queens Quay and Spadina																										515a	500a	600a	530a					
510 Spadina Stn – Union Stn	12.33	CLRVR	3	15 ' 00 "	44	1	16.8	CLRVR	9	5 ' 40 "	50	1	14.8	CLRVR	8	6 ' 30 "	50	2	14.8	CLRVR	8	6 ' 00 "	44	4	16.8	CLRVR	8	6 ' 00 "	44	4	16.8	612a	545a	145a	120a	
510 Spadina Stn – King	6.31	CLRVR	6	5 ' 40 "	30	4	12.6	CLRVR	6	5 ' 40 "	30	4	12.6	CLRVR	10	3 ' 15 "	30	3	12.6	CLRVR	8	6 ' 00 "	44	4	16.8	CLRVR	8	6 ' 00 "	44	4	16.8	921a	904a	735p	718p	
Combined/Average			<b>3</b>	<b>15 ' 00 "</b>				<b>15</b>	<b>2 ' 50 "</b>				<b>18</b>	<b>2 ' 10 "</b>					<b>8</b>	<b>6 ' 00 "</b>					<b>8</b>	<b>6 ' 00 "</b>										
													Every 3rd car operates to Union Stn																							
<b>754 STANDBY BUSES</b>	Arw																																			
<b>Monday to Friday</b>	26-Mar-12												<b>Monday-Friday afternoon peak period</b>																							
Standby buses – Arrow Rd													Lift	<b>2</b>	<b>Arrow Rd Garage</b>																					
<b>756 STANDBY BUSES</b>	Bir																																			
<b>Monday to Friday</b>	21-Nov-10			<b>Monday-Friday morning peak period</b>									<b>Monday-Friday afternoon peak period</b>																							
Standby buses – Birchmount		LF	<b>1</b>	<b>Birchmount Garage</b>									LF	<b>2</b>	<b>Birchmount Garage</b>																					

Union Stn-Spadina Stn is NB  
Spadina Stn-Union Stn is SB





**TORONTO TRANSIT COMMISSION**

**SERVICE SUMMARY**

March 25 to May 5, 2012

Route	RT dist (km) and date of last change	Veh type	No. of Veh	Service interval	Run time (min)	Term time (min)	Avg spd (km/h)	Veh type	No. of Veh	Service interval	Run time (min)	Term time (min)	Avg spd (km/h)	Veh type	No. of Veh	Service interval	Run time (min)	Term time (min)	Avg spd (km/h)	Veh type	No. of Veh	Service interval	Run time (min)	Term time (min)	Avg spd (km/h)	Veh type	No. of Veh	Service interval	Run time (min)	Term time (min)	Avg spd (km/h)	First dep NB or WB	First dep SB or EB	Last dep NB or WB	Last dep SB or EB		
<b>750 STANDBY BUSES</b>																																					
Egl																																					
<b>Monday to Friday</b>																																					
04-Jan-10																																					
Monday-Friday midday																																					
Monday-Friday afternoon peak period																																					
Standby – Downtown Gap Bus																																					
LF 1 Spadina Stn																																					
Standby – Downtown Gap Bus																																					
LF 1 Spadina / Queens Quay Lp																																					
Standby – Downtown Gap Bus																																					
LF 1 St Clair Stn																																					
3																																					
<b>760 STANDBY BUSES</b>																																					
Egl																																					
<b>Monday to Friday</b>																																					
22-Nov-10																																					
Monday-Friday morning peak period																																					
Standby buses – Eglinton																																					
LF 1 Kennedy Station																																					
<b>752 STANDBY BUSES</b>																																					
Qsy																																					
<b>Monday to Friday</b>																																					
13-Feb-12																																					
Monday-Friday morning peak period																																					
Standby buses – Queensway																																					
see 112 West Mall																																					
<b>751 STANDBY BUSES</b>																																					
Wil																																					
<b>Monday to Friday</b>																																					
22-Nov-10																																					
Monday-Friday morning peak period																																					
Standby buses – Wilson																																					
Lift 2 Wilson Garage																																					
Monday-Friday afternoon peak period																																					
Lift 1 Wilson Garage																																					
<b>535 STANDBY CARS</b>																																					
Ron/Rus																																					
<b>Monday to Friday</b>																																					
07-Sep-10																																					
Monday-Friday afternoon peak period																																					
Monday-Friday early evening																																					
Standby cars – Roncesvalles																																					
CLRVR 2 Roncevalles carhouse																																					
Standby cars – Russell																																					
CLRVR 2 Russell carhouse																																					
<b>53 STEELES EAST</b>																																					
Mal																																					
<b>Monday to Friday</b>																																					
26-Mar-12																																					
Monday-Friday morning peak period																																					
Monday-Friday midday																																					
Monday-Friday afternoon peak period																																					
Monday-Friday early evening																																					
Monday-Friday late evening																																					
53 Finch Stn – Pharmacy																																					
19.28																																					
Lift 5 12 ' 00 " 60 0 19.3																																					
Lift 6 10 ' 30 " 61 2 19.0																																					
53A Finch Stn – Staines																																					
37.31																																					
Lift 1 26 ' 00 " 114 2 19.6																																					
Lift 1 28 ' 20 " 106 13 21.1																																					
53B Finch Stn – Markham Rd																																					
33.36																																					
Lift 8 12 ' 00 " 96 0 20.9																																					
Lift 14 6 ' 30 " 90 1 22.2																																					
Lift 10 10 ' 30 " 104 1 19.2																																					
Lift 16 5 ' 40 " 90 1 22.2																																					
53E Finch Stn – Markham Rd Express																																					
33.36																																					
Lift 21 4 ' 20 " 90 1 22.2																																					
Lift 20 4 ' 45 " 95 0 21.1																																					
53F Finch Stn – Staines Express																																					
37.31																																					
Lift 1 26 ' 00 " 114 3 19.6																																					
Lift 1 28 ' 30 " 119 5 18.8																																					
Combined/Average																																					
35 2 ' 31 "																																					
15 6 ' 30 "																																					
37 2 ' 30 "																																					
17 5 ' 40 "																																					
10 10 ' 00 "																																					
53 operates SB via Pharmacy																																					
53 operates SB via Victoria Park																																					
Every 6th 53E operates as 53F																																					
Every 5th 53B operates as 53A																																					
<b>Saturday</b>																																					
08-Jan-11																																					
Saturday early morning																																					
Saturday morning																																					
Saturday afternoon																																					
Saturday early evening																																					
Saturday late evening																																					
53A Finch Stn – Staines																																					
37.31																																					
Lift 4 27 ' 00 " 102 6 21.9																																					
Lift 1 27 ' 00 " 114 2 19.6																																					
Lift 1 24 ' 00 " 114 3 19.6																																					
Lift 4.5 26 ' 00 " 114 3 19.6																																					
Lift 4 27 ' 00 " 96 12 23.3																																					
53B Finch Stn – Markham Rd																																					
33.36																																					
Lift 3 27 ' 00 " 80 1 25.0																																					
Lift 10 9 ' 00 " 90 0 22.2																																					
Lift 15 6 ' 00 " 90 0 22.2																																					
Lift 3.5 26 ' 00 " 90 1 22.2																																					
Lift 3 27 ' 00 " 80 1 25.0																																					
Combined/Average																																					
7 13 ' 30 "																																					
11 9 ' 00 "																																					
16 6 ' 00 "																																					
8 13 ' 00 "																																					
7 13 ' 30 "																																					
Every 3rd 53B operates as 53A																																					
Every 4th 53E operates as 53A																																					
<b>Sunday</b>																																					
25-Mar-12																																					
Sunday early morning																																					
Sunday morning																																					
Sunday afternoon																																					
Sunday early evening																																					
Sunday late evening																																					
53A Finch Stn – Staines																																					
37.31																																					
Lift 1 27 ' 00 " 110 7 20.4																																					
Lift 1 27 ' 00 " 110 7 20.4																																					
Lift 1 28 ' 00 " 114 4 19.6																																					
Lift 4.5 26 ' 00 " 112 5 20.0																																					
Lift 4 27 ' 00 " 96 12 23.3																																					
53B Finch Stn – Markham Rd																																					
33.36																																					
Lift 10 9 ' 00 " 86 4 23.3																																					
Lift 10 9 ' 00 " 86 4 23.3																																					
Lift 13 7 ' 00 " 90 1 22.2																																					
Lift 3.5 26 ' 00 " 88 3 22.7																																					
Lift 3 27 ' 00 " 80 1 25.0																																					
Combined/Average																																					
11 9 ' 00 "																																					
11 9 ' 00 "																																					
14 7 ' 00 "																																					
7 13 ' 30 "																																					
Every 3rd 53E operates as 53A																																					
Every 3rd 53E operates as 53A																																					
Every 4th 53E operates as 53A																																					
<b>353 STEELES EAST</b>																																					
Mal																																					
<b>Overnight, 7 days a week</b>																																					
04-Sep-05																																					
Monday-Friday overnight																																					
Saturday overnight																																					
Sunday overnight																																					
353 Yonge – Middlefield																																					
30.34																																					
Lift 2 30 ' 00 " 48 12 37.9																																					
Lift 2 30 ' 00 " 48 12 37.9																																					
Lift 2 30 ' 00 " 48 12 37.9																																					



TORONTO TRANSIT COMMISSION

SERVICE SUMMARY

March 25 to May 5, 2012

Route	RT dist (km) and date of last change	Veh type	No. of Veh	Service interval	Run time (min)	Term time (min)	Avg spd (km/h)	Veh type	No. of Veh	Service interval	Run time (min)	Term time (min)	Avg spd (km/h)	Veh type	No. of Veh	Service interval	Run time (min)	Term time (min)	Avg spd (km/h)	Veh type	No. of Veh	Service interval	Run time (min)	Term time (min)	Avg spd (km/h)	Veh type	No. of Veh	Service interval	Run time (min)	Term time (min)	Avg spd (km/h)	First dep NB or WB	First dep SB or EB	Last dep NB or WB	Last dep SB or EB		
<b>60 STEELES WEST</b>	Arw																																				
<b>Monday to Friday</b>	26-Mar-12			<b>Monday-Friday morning peak period</b>						<b>Monday-Friday midday</b>						<b>Monday-Friday afternoon peak period</b>						<b>Monday-Friday early evening</b>							<b>Monday-Friday late evening</b>								
60B Finch Stn – Martin Grove	35.97													LF	6	17' 00"	94	8	23.0	LF	4	20' 00"	76	4	28.4			602p	450a		133a	609a					
60C Finch Stn – York University	20.15	LF	10	7' 00"	66	4	18.3	LF	11	6' 30"	65	7	18.6	LF	9.5	7' 30"	70	2	17.3	LF	4	17' 00"	66	2	18.3	LF	3	20' 00"	56	4	21.6	644a	620a	215a	124a		
60D Finch Stn – Highway 27	39.22	LF	18	7' 00"	120	6	19.6	LF	8	13' 00"	102	2	23.1	LF	16.5	7' 30"	120	4	19.6									523a	613a	554p	638p						
60E Finch Stn – Kipling Express	29.99	LF	7	14' 00"	96	2	18.7						LF	8	12' 00"	96	0	18.7										600a	636a	834a	842a						
Combined/Average			<b>35</b>	<b>2' 48"</b>					<b>19</b>	<b>4' 20"</b>				<b>34</b>	<b>2' 52"</b>					<b>10</b>	<b>8' 30"</b>						<b>7</b>	<b>10' 00"</b>									
<b>Saturday</b>	18-Feb-11			<b>Saturday early morning</b>						<b>Saturday morning</b>						<b>Saturday afternoon</b>						<b>Saturday early evening</b>						<b>Saturday late evening</b>									
60B Finch Stn – Martin Grove	35.97													LF	4	20' 00"	80	0	27.0	LF	3.5	24' 00"	76	8	28.4			616p	530a		148a	545a					
60C Finch Stn – York University	20.15							LF	4.5	12' 00"	54	0	22.4	LF	5	11' 00"	54	1	22.4	LF	3	20' 00"	54	6	22.4	LF	2.5	24' 00"	50	10	24.2	832a	859a	215a	100a		
60D Finch Stn – Highway 27	39.22	LF	6	15' 00"	88	2	26.7	LF	8.5	12' 00"	92	10	25.6	LF	9	11' 00"	92	7	25.6									530a	559a	605p	646p						
Combined/Average			<b>6</b>	<b>15' 00"</b>					<b>13</b>	<b>6' 00"</b>				<b>14</b>	<b>5' 30"</b>					<b>7</b>	<b>10' 00"</b>						<b>6</b>	<b>12' 00"</b>									
<b>Sunday</b>	25-Mar-12									<b>Sunday morning</b>						<b>Sunday afternoon</b>						<b>Sunday early evening</b>						<b>Sunday late evening</b>									
60B Finch Stn – Martin Grove	35.97							LF	5.5	16' 00"	84	4	25.7	LF	7	12' 00"	84	0	25.7	LF	3.5	24' 00"	80	4	27.0	LF	3.5	24' 00"	76	8	28.4	740a	827a	105a	132a		
60C Finch Stn – York University	20.15							LF	3.5	16' 00"	54	2	22.4	LF	5	12' 00"	54	6	22.4	LF	2.5	24' 00"	54	6	22.4	LF	2.5	24' 00"	50	10	24.2	918a	931a	215a	130a		
Combined/Average									<b>9</b>	<b>8' 00"</b>				<b>12</b>	<b>6' 00"</b>					<b>6</b>	<b>12' 00"</b>						<b>6</b>	<b>12' 00"</b>									
<b>124 SUNNYBROOK</b>	Wil																																				
<b>Monday to Friday</b>	06-Sep-11			<b>Monday-Friday morning peak period</b>						<b>Monday-Friday midday</b>						<b>Monday-Friday afternoon peak period</b>						<b>Monday-Friday early evening</b>						<b>Monday-Friday late evening</b>									
124 Lawrence Stn – Sunnybrook Hospital	5.51	LF	4	6' 30"	26	0	12.7	LF	2	11' 00"	22	0	15.0	LF	5	6' 00"	30	0	11.0	LF	1	20' 00"	20	0	16.5	LF	1	20' 00"	20	0	16.5	610a	558a	110a	100a		
<b>Saturday</b>	29-Nov-08			<b>Saturday early morning</b>						<b>Saturday morning</b>						<b>Saturday afternoon</b>						<b>Saturday early evening</b>						<b>Saturday late evening</b>									
124 Lawrence Stn – Sunnybrook Hospital	5.51	LF	1	20' 00"	20	0	16.5	LF	1	20' 00"	20	0	16.5	LF	1	20' 00"	20	0	16.5	LF	1	20' 00"	20	0	16.5	LF	1	20' 00"	20	0	16.5	550a	540a	110a	100a		
<b>Sunday</b>	08-May-11									<b>Sunday morning</b>						<b>Sunday afternoon</b>						<b>Sunday early evening</b>															
124 Lawrence Stn – Sunnybrook Hospital	5.51							LF	1	20' 00"	20	0	16.5	LF	1	20' 00"	20	0	16.5	LF	1	20' 00"	20	0	16.5							750a	740a	1010p	1000p		
<b>77 SWANSEA</b>	MtD																																				
<b>Monday to Friday</b>	06-Sep-11			<b>Monday-Friday morning peak period</b>						<b>Monday-Friday midday</b>						<b>Monday-Friday afternoon peak period</b>						<b>Monday-Friday early evening</b>						<b>Monday-Friday late evening</b>									
77 Runnymede Stn-Queensway	6.12	LF	3	10' 00"	26	4	14.1	LF	1.4	15' 00"	21	0	17.5	LF	2.2	11' 00"	23	2	16.2	LF	1	22' 00"	22	0	16.7	LF	1	20' 00"	15	5	24.5	548a	535a	135a	124a		
				Alternates trips with 71 RUNNYMEDE						Alternates trips with 71 RUNNYMEDE						Alternates trips with 71 RUNNYMEDE						Alternates trips with 71 RUNNYMEDE						Alternates trips with 71 RUNNYMEDE (St Clair branch only)									
<b>Saturday</b>	06-Aug-11			<b>Saturday early morning</b>						<b>Saturday morning</b>						<b>Saturday afternoon</b>						<b>Saturday early evening</b>						<b>Saturday late evening</b>									
77 Runnymede Stn-Queensway	6.12	LF	1	20' 00"	15	5	24.5	LF	1	20' 00"	19	1	19.3	LF	1	20' 00"	19	1	19.3	LF	1	20' 00"	18	2	20.4	LF	1	20' 00"	15	5	24.5	610a	619a	135a	124a		
<b>Sunday</b>	31-Jul-11									<b>Sunday morning</b>						<b>Sunday afternoon</b>						<b>Sunday early evening</b>						<b>Sunday late evening</b>									
77 Runnymede Stn-Queensway	6.12							LF	1	20' 00"	19	1	19.3	LF	1	20' 00"	19	1	19.3	LF	1	20' 00"	17	3	21.6	LF	1	20' 00"	15	5	24.5	854a	840a	112a	124a		
<b>168 SYMINGTON</b>	MtD																																				
<b>Monday to Friday</b>	13-Feb-12			<b>Monday-Friday morning peak period</b>						<b>Monday-Friday midday</b>						<b>Monday-Friday afternoon peak period</b>						<b>Monday-Friday early evening</b>						<b>Monday-Friday late evening</b>									
168 Dundas West Stn – Weston Rd	9.59	LF	9	4' 30"	38	3	15.1	LF	5	8' 00"	38	2	15.1	LF	7	6' 20"	44	1	13.1	LF	4	10' 00"	36	4	16.0	LF	3	12' 00"	30	6	19.2	442a	450a	200a	145a		
<b>Saturday</b>	10-Sep-11			<b>Saturday early morning</b>						<b>Saturday morning</b>						<b>Saturday afternoon</b>						<b>Saturday early evening</b>						<b>Saturday late evening</b>									
168 Dundas West Stn – Weston Rd	9.59	LF	3	10' 40"	30	2	19.2	LF	5	10' 00"	48	2	12.0	LF	6	8' 30"	48	3	12.0	LF	3	12' 00"	33	3	17.4	LF	3	12' 00"	30	6	19.2	442a	451a	200a	145a		
<b>Sunday</b>	25-Mar-12			<b>Sunday early morning</b>						<b>Sunday morning</b>						<b>Sunday afternoon</b>						<b>Sunday early evening</b>						<b>Sunday late evening</b>									
168 Dundas West Stn – Weston Rd	9.59	LF	2	20' 00"	34	6	16.9	LF	4	10' 00"	38	2	15.1	LF	5	9' 00"	43	2	13.4	LF	3	12' 00"	33	3	17.4	LF	3	12' 00"	30	6	19.2	640a	643a	200a	145a		



TORONTO TRANSIT COMMISSION

SERVICE SUMMARY

March 25 to May 5, 2012

Route	RT dist (km) and date of last change	Veh type	No. of Veh	Service interval	Run time (min)	Term time (min)	Avg spd (km/h)	Veh type	No. of Veh	Service interval	Run time (min)	Term time (min)	Avg spd (km/h)	Veh type	No. of Veh	Service interval	Run time (min)	Term time (min)	Avg spd (km/h)	Veh type	No. of Veh	Service interval	Run time (min)	Term time (min)	Avg spd (km/h)	Veh type	No. of Veh	Service interval	Run time (min)	Term time (min)	Avg spd (km/h)	First dep NB or WB	First dep SB or EB	Last dep NB or WB	Last dep SB or EB			
<b>81 THORNCLIFFE PARK</b>	Bir																																					
<b>Monday to Friday</b>	13-Feb-12			Monday-Friday morning peak period				Monday-Friday midday						Monday-Friday afternoon peak period						Monday-Friday early evening							Monday-Friday late evening											
81 Pape Stn – Thorncliffe	8.29	LF	6	4' 40"	28	0	17.8	LF	3	10' 00"	30	0	16.6	LF	4	7' 00"	28	0	17.8	LF	3	10' 00"	30	0	16.6	LF	2	12' 00"	24	0	20.7			525a	510a	120a	111a	
<b>Saturday</b>	25-Jun-05			Saturday early morning				Saturday morning						Saturday afternoon						Saturday early evening						Saturday late evening												
81 Pape Stn – Thorncliffe	8.29	LF	1	30' 00"	30	0	16.6	LF	4	7' 30"	30	0	16.6	LF	4	7' 30"	30	0	16.6	LF	2	12' 00"	24	0	20.7	LF	2	12' 00"	24	0	20.7			545a	530a	120a	111a	
<b>Sunday</b>	19-Jun-05			Sunday early morning				Sunday morning						Sunday afternoon						Sunday early evening						Sunday late evening												
81 Pape Stn – Thorncliffe	8.29	LF	1	30' 00"	30	0	16.6	LF	3	10' 00"	30	0	16.6	LF	3	10' 00"	30	0	16.6	LF	2	12' 00"	24	0	20.7	LF	2	12' 00"	24	0	20.7			645a	630a	120a	111a	
Loops clockwise on Thorncliffe Park Drive before 330p, and loops counter-clockwise on Thorncliffe Park Drive after 330p																																						
<b>407 TORONTO REHAB CARDIAC CENTRE COMMUNITY LINK</b>	W-T																																					
<b>Monday to Friday</b>																																						
407 Sunnybrook Hospital – Toronto Rehab Rumsey Centre		WT	Number of trips and trip times vary by day of the week (no Saturday, Sunday, or holiday service). See <a href="http://www3.ttc.ca/Routes/index.jsp">http://www3.ttc.ca/Routes/index.jsp</a> for more information.																																			
<b>10 VAN HORNE</b>	Egl																																					
10 Don Mills Stn – Victoria Park			See 169 HUNTINGWOOD																																			
<b>90 VAUGHAN</b>	MtD																																					
<b>Monday to Friday</b>	06-Sep-11			Monday-Friday morning peak period				Monday-Friday midday						Monday-Friday afternoon peak period						Monday-Friday early evening						Monday-Friday late evening												
90 St Clair West Stn – Eglinton	6.60	LF	3.5	9' 20"	31	2	12.7							LF	3	12' 00"	36	0	11.0																529a	542a	907a	923a
90A St Clair West Stn – Oakwood	5.47	LF	2.5	9' 20"	23	1	14.4	LF	2	12' 00"	24	0	13.7	LF	2	12' 00"	24	0	13.7	LF	2	12' 00"	24	0	13.7	LF	1	20' 00"	20	0	16.4			334p	335p	617p	623p	
Combined/Average			6	4' 40"				2	12' 00"					5	6' 00"					2	12' 00"					1	20' 00"						545a	525a	130a	120a		
<b>Saturday</b>	26-Jun-10			Saturday early morning				Saturday morning						Saturday afternoon						Saturday early evening						Saturday late evening												
90A St Clair West Stn – Oakwood	5.47	LF	2	12' 00"	24	0	13.7	LF	3	8' 00"	24	0	13.7	LF	3	8' 00"	24	0	13.7	LF	2	12' 00"	24	0	13.7	LF	1	20' 00"	20	0	16.4			610a	610a	110a	100a	
<b>Sunday</b>	20-Jun-10							Sunday morning						Sunday afternoon						Sunday early evening						Sunday late evening												
90A St Clair West Stn – Oakwood	5.47							LF	2	12' 00"	24	0	13.7	LF	2	12' 00"	24	0	13.7	LF	2	12' 00"	24	0	13.7	LF	1	20' 00"	20	0	16.4			830a	842a	110a	100a	
<b>24 VICTORIA PARK</b>	Bir			Service outside Toronto north of Steeles Avenue is provided under contract to York Region																																		
<b>Monday to Friday</b>	13-Feb-12			Monday-Friday morning peak period				Monday-Friday midday						Monday-Friday afternoon peak period						Monday-Friday early evening						Monday-Friday late evening												
24 Victoria Park Stn – Steeles	30.58	LF	18	5' 00"	90	0	20.4	LF	9	10' 00"	90	0	20.4	LF	14	7' 00"	96	2	19.1	LF	9	9' 00"	81	0	22.7	LF	6	12' 00"	70	2	26.2			450a	515a	125a	200a	
24A Victoria Park Stn – Don Mills Stn via Consumers Rd	24.53	LF	7	12' 00"	82	2	17.9	LF	2.5	30' 00"	75	0	19.6	LF	7	13' 00"	87	4	16.9																558a	533a	615p	644p
24D Victoria Park Stn – Major Mackenzie	57.69							LF	2	30' 00"	145	5	23.9							LF	2	27' 00"	135	0	25.6										900a	1020a	100p	220p
Combined/Average			25	3' 32"				13.5	7' 30"					21	4' 33"					11	9' 00"					6	12' 00"						700p	805p	924p	1030p		
Every 3rd 24 operates as a 24D 24A alternates trips with 167 PHARMACY NORTH 24D operates NB through the Highway 7 Industrial area before noon and SB after noon.																																						
24D operates SB through the Highway 7 Industrial area.																																						
<b>Saturday</b>	31-Mar-12			Saturday early morning				Saturday morning						Saturday afternoon						Saturday early evening						Saturday late evening												
24 Victoria Park Stn – Steeles	30.58	LF	6	15' 00"	84	6	21.8	LF	9	10' 00"	86	4	21.3	LF	11	8' 15"	90	1	20.4	LF	8	10' 00"	80	0	22.9	LF	6	12' 00"	70	2	26.2			521a	538a	124a	159a	
<b>Sunday</b>	25-Mar-12			Sunday early morning				Sunday morning						Sunday afternoon						Sunday early evening						Sunday late evening												
24 Victoria Park Stn – Steeles	30.58	LF	4	20' 00"	80	0	22.9	LF	8	10' 00"	80	0	22.9	LF	12	7' 00"	84	0	21.8	LF	6	13' 20"	80	0	22.9	LF	4	20' 00"	70	10	26.2			717a	757a	116a	153a	



**SERVICE SUMMARY**

March 25 to May 5, 2012

Route	RT dist (km) and date of last change	Veh type	No. of Veh	Service interval	Run time (min)	Term time (min)	Avg spd (km/h)	Veh type	No. of Veh	Service interval	Run time (min)	Term time (min)	Avg spd (km/h)	Veh type	No. of Veh	Service interval	Run time (min)	Term time (min)	Avg spd (km/h)	Veh type	No. of Veh	Service interval	Run time (min)	Term time (min)	Avg spd (km/h)	Veh type	No. of Veh	Service interval	Run time (min)	Term time (min)	Avg spd (km/h)	First dep NB or WB	First dep SB or EB	Last dep NB or WB	Last dep SB or EB		
<b>324 VICTORIA PARK</b>	Bir																																				
<b>Overnight, 7 days a week</b>	15-Feb-09			<b>Monday-Friday overnight</b>				<b>Saturday overnight</b>					<b>Sunday overnight</b>																								
324 Kingston – Steeles	35.41	LF	2.7	30' 00"	72	9	29.5	LF	2.7	30' 00"	72	9	29.5	LF	2.7	30' 00"	72	9	29.5																		
				Alternates trips with 322 COXWELL				Alternates trips with 322 COXWELL					Alternates trips with 322 COXWELL																								
<b>224 VICTORIA PARK NORTH</b>	Egl			Service outside Toronto north of Steeles Avenue is provided under contract to York Region																																	
<b>Monday to Friday</b>	11-Oct-11			<b>Monday-Friday morning peak period</b>				<b>Monday-Friday midday</b>					<b>Monday-Friday afternoon peak period</b>							<b>Monday-Friday early evening</b>																	
224C Don Mills Stn – 14th Avenue	22.80	LF	2	40' 00"	68	12	20.1						LF	2	40' 00"	68	12	20.1																			
224D Don Mills Stn – Elgin Mills	37.45	LF	4	30' 00"	115	5	19.5			See 24D VICTORIA PARK			LF	4	30' 00"	115	5	19.5			See 24D VICTORIA PARK																
				6 17' 09"				6 17' 09"					6 17' 09"																								
Combined/Average				224D operates NB through the Highway 7 Industrial area and WB/NB on Hillmount.				224D operates SB/EB on Hillmount and SB through the Highway 7 Industrial area.																													
<b>68 WARDEN</b>	Egl			Service outside Toronto north of Steeles Avenue is provided under contract to York Region																																	
<b>Monday to Friday</b>	13-Feb-12			<b>Monday-Friday morning peak period</b>				<b>Monday-Friday midday</b>					<b>Monday-Friday afternoon peak period</b>							<b>Monday-Friday early evening</b>																	
68 Warden Stn – Steeles	25.06	LF	18	4' 15"	75	2	20.0	LF	7	10' 00"	70	0	21.5	LF	14	6' 00"	81	3	18.6	LF	7	10' 00"	70	0	21.5	LF	3	22' 00"	62	4	24.2			448a	505a	140a	151a
68B Warden Stn – Major Mackenzie	43.52	LF	2	21' 15"	116	3	22.5	LF	1	40' 00"	104	6	25.1	LF	2	18' 00"	119	1	21.9	LF	1	40' 00"	104	6	25.1												
				20 4' 15"				8 10' 00"					16 6' 00"							8 10' 00"																	
Combined/Average				Every 6th 68 operates as a 68B				Every 4th 68 operates as a 68B					Every 3rd 68 operates as a 68B						Every 4th 68 operates as a 68B																		
<b>Saturday</b>	21-Feb-09			<b>Saturday early morning</b>				<b>Saturday morning</b>					<b>Saturday afternoon</b>							<b>Saturday early evening</b>																	
68 Warden Stn – Steeles	25.06	LF	2	33' 00"	65	1	23.1	LF	5	13' 00"	65	0	23.1	LF	7	11' 00"	75	2	20.0	LF	1.5	44' 00"	66	0	22.8	LF	3	22' 00"	62	4	24.2			602a	546a	129a	200a
68B Warden Stn – Major Mackenzie	43.52	LF	3	33' 00"	99	0	26.4	LF	1	39' 00"	104	0	25.1	LF	1	44' 00"	114	7	22.9	LF	2.5	44' 00"	101	9	25.9												
				5 16' 30"				6 13' 00"					8 11' 00"							4 22' 00"																	
Combined/Average								Every 3rd 68 operates as a 68B					Every 4th 68 operates as a 68B						3 22' 00"																		
<b>Sunday</b>	15-Feb-09			<b>Sunday early morning</b>				<b>Sunday morning</b>					<b>Sunday afternoon</b>							<b>Sunday early evening</b>																	
68 Warden Stn – Steeles	25.06	LF	1.5	44' 00"	66	0	22.8	LF	6	12' 00"	72	0	20.9	LF	6	12' 00"	72	0	20.9	LF	1.5	44' 00"	66	0	22.8	LF	3	22' 00"	62	4	24.2			716a	751a	137a	207a
68B Warden Stn – Major Mackenzie	43.52	LF	2.5	44' 00"	104	6	25.1	LF	1	36' 00"	108	0	24.2	LF	1	36' 00"	108	0	24.2	LF	2.5	44' 00"	104	6	25.1												
				4 22' 00"				7 12' 00"					7 12' 00"							4 22' 00"																	
Combined/Average								Every 3rd 68 operates as a 68B					Every 3rd 68 operates as a 68B						3 22' 00"																		
				Overnight service north of Sheppard Avenue provided by 324 VICTORIA PARK						Some early morning trips operate from Warden and Danforth																											



**TORONTO TRANSIT COMMISSION**

**SERVICE SUMMARY**

March 25 to May 5, 2012

Route	RT dist (km) and date of last change	Veh type	No. of Veh	Service interval	Run time (min)	Term time (min)	Avg spd (km/h)	Veh type	No. of Veh	Service interval	Run time (min)	Term time (min)	Avg spd (km/h)	Veh type	No. of Veh	Service interval	Run time (min)	Term time (min)	Avg spd (km/h)	Veh type	No. of Veh	Service interval	Run time (min)	Term time (min)	Avg spd (km/h)	Veh type	No. of Veh	Service interval	Run time (min)	Term time (min)	Avg spd (km/h)	First dep NB or WB	First dep SB or EB	Last dep NB or WB	Last dep SB or EB				
<b>69 WARDEN SOUTH</b>	Bir																																						
<b>Monday to Friday</b>	13-Feb-12		Monday-Friday morning peak period				Monday-Friday midday				Monday-Friday afternoon peak period				Monday-Friday early evening				Monday-Friday late evening																				
69A Warden Stn – Kingston Rd SB via Warden	6.71	LF	2	12 ' 30 "	25	0	16.1	LF	2	11 ' 00 "	22	0	18.3	LF	1.5	17 ' 20 "	26	0	15.5	LF	1.5	15 ' 00 "	22	1	18.7	LF	1	20 ' 00 "	20	0	20.1	559a	612a	140a	150a				
69B Warden Stn – Kingston Rd SB via Birchmount	6.71	LF	2	12 ' 30 "	25	0	16.1	LF	2	11 ' 00 "	22	0	18.3	LF	1.5	17 ' 20 "	26	0	15.5	LF	1.5	15 ' 00 "	23	0	17.9	LF	1	20 ' 00 "	20	0	20.1	617a	618a	130a	140a				
Combined/Average			4	6 ' 15 "				4	5 ' 30 "				3	8 ' 40 "					3	7 ' 30 "					2	10 ' 00 "													
<b>Saturday</b>	09-Jan-10		Saturday early morning				Saturday morning				Saturday afternoon				Saturday early evening				Saturday late evening																				
69A Warden Stn – Kingston Rd SB via Warden	6.71	LF	1	20 ' 00 "	20	0	20.1	LF	1	20 ' 00 "	20	0	20.1	LF	1	20 ' 00 "	20	0	20.1	LF	1	20 ' 00 "	20	0	20.1	LF	1	20 ' 00 "	20	0	20.1	550a	618a	120a	150a				
69B Warden Stn – Kingston Rd SB via Birchmount	6.71	LF	1	20 ' 00 "	20	0	20.1	LF	1	20 ' 00 "	20	0	20.1	LF	1	20 ' 00 "	20	0	20.1	LF	1	20 ' 00 "	20	0	20.1	LF	1	20 ' 00 "	20	0	20.1	610a	610a	130a	130a				
Combined/Average			2	10 ' 00 "				2	10 ' 00 "				2	10 ' 00 "					2	10 ' 00 "					2	10 ' 00 "													
<b>Sunday</b>	03-Jan-10		Sunday morning				Sunday afternoon				Sunday early evening				Sunday late evening																								
69A Warden Stn – Kingston Rd SB via Warden	6.71	LF	1	20 ' 00 "	20	0	20.1	LF	1	20 ' 00 "	20	0	20.1	LF	1	20 ' 00 "	20	0	20.1	LF	1	20 ' 00 "	20	0	20.1	LF	1	20 ' 00 "	20	0	20.1	900a	850a	140a	150a				
69B Warden Stn – Kingston Rd SB via Birchmount	6.71	LF	1	20 ' 00 "	20	0	20.1	LF	1	20 ' 00 "	20	0	20.1	LF	1	20 ' 00 "	20	0	20.1	LF	1	20 ' 00 "	20	0	20.1	LF	1	20 ' 00 "	20	0	20.1	910a	900a	130a	140a				
Combined/Average			2	10 ' 00 "				2	10 ' 00 "				2	10 ' 00 "					2	10 ' 00 "					2	10 ' 00 "													
<b>55 WARREN PARK</b>	MtD																																						
<b>Monday to Friday</b>	04-Aug-09		Monday-Friday morning peak period				Monday-Friday midday				Monday-Friday afternoon peak period				Monday-Friday early evening				Monday-Friday late evening																				
55 Jane Stn – Warren Park	8.42	LF	1	30 ' 00 "	27	3	18.7	LF	1	30 ' 00 "	27	3	18.7	LF	1	30 ' 00 "	27	3	18.7	LF	1	30 ' 00 "	27	3	18.7	LF	1	30 ' 00 "	27	3	18.7	546a	530a	116a	100a				
<b>Saturday</b>	08-Aug-09		Saturday early morning				Saturday midday				Saturday afternoon				Saturday early evening				Saturday late evening																				
55 Jane Stn – Warren Park	8.42	LF	1	30 ' 00 "	27	3	18.7	LF	1	30 ' 00 "	27	3	18.7	LF	1	30 ' 00 "	27	3	18.7	LF	1	30 ' 00 "	27	3	18.7	LF	1	30 ' 00 "	27	3	18.7	546a	530a	116a	100a				
<b>Sunday</b>	02-Aug-09		Sunday midday				Sunday afternoon				Sunday early evening				Sunday late evening																								
55 Jane Stn – Warren Park	8.42	LF	1	30 ' 00 "	27	3	18.7	LF	1	30 ' 00 "	27	3	18.7	LF	1	30 ' 00 "	27	3	18.7	LF	1	30 ' 00 "	27	3	18.7	LF	1	30 ' 00 "	27	3	18.7	846a	900a	116a	100a				
<b>94 WELLESLEY</b>	MtD																																						
<b>Monday to Friday</b>	13-Feb-12		Monday-Friday morning peak period				Monday-Friday midday				Monday-Friday afternoon peak period				Monday-Friday early evening				Monday-Friday late evening																				
94 Castle Frank Stn – Ossington Stn	12.17	LF	5	12 ' 00 "	60	0	12.2	LF	6	10 ' 00 "	60	0	12.2	LF	4.5	16 ' 00 "	68	4	10.7	LF	4	13 ' 00 "	52	0	14.0	LF	3	15 ' 00 "	45	0	16.2	520a	525a	1252a	115a				
94C Castle Frank Stn – Wellesley Stn	3.91	LF	2	12 ' 00 "	24	0	9.8	LF	1.5	16 ' 00 "	24	0	9.8	LF	1.5	16 ' 00 "	24	0	9.8	LF	1.5	16 ' 00 "	24	0	9.8	LF	3	15 ' 00 "	45	0	16.2	734a	722a	858a	910a				
Combined/Average			7	6 ' 00 "				6	10 ' 00 "				6	8 ' 00 "					4	13 ' 00 "					3	15 ' 00 "													
<b>Saturday</b>	29-Nov-08		Saturday early morning				Saturday morning				Saturday afternoon				Saturday early evening				Saturday late evening																				
94 Castle Frank Stn – Ossington Stn	12.17	LF	3	17 ' 00 "	51	0	14.3	LF	5	12 ' 00 "	60	0	12.2	LF	5	12 ' 00 "	60	0	12.2	LF	3	16 ' 40 "	50	0	14.6	LF	3	15 ' 00 "	45	0	16.2	541a	550a	1237a	100a				
<b>Sunday</b>	08-May-11		Sunday morning				Sunday afternoon				Sunday early evening				Sunday late evening																								
94 Castle Frank Stn – Ossington Stn	12.17	LF	4	13 ' 30 "	54	0	13.5	LF	4	13 ' 30 "	54	0	13.5	LF	3	16 ' 40 "	50	0	14.6	LF	3	16 ' 40 "	50	0	14.6	LF	1	16 ' 40 "	15	1	15.4	833a	824a	1015p	1007p				
94C Castle Frank Stn – Wellesley Stn	3.91	LF	1	16 ' 40 "	15	1	15.4	LF	1	16 ' 40 "	15	1	15.4	LF	1	16 ' 40 "	15	1	15.4	LF	1	16 ' 40 "	15	1	15.4	LF	1	16 ' 40 "	15	1	15.4	1032p	1040p	1245a	100a				



TORONTO TRANSIT COMMISSION

SERVICE SUMMARY

March 25 to May 5, 2012

Table with columns for Route, RT dist (km) and date of last change, Veh type, No. of Veh, Service interval, Run time (min), Term time (min), Avg spd (km/h), and various service details for routes 112 WEST MALL, 89 WESTON, 165 WESTON RD NORTH, and 165 YORK MILLS STN - STEELES.



# TORONTO TRANSIT COMMISSION

## SERVICE SUMMARY

March 25 to May 5, 2012

Route	RT dist (km) and date of last change	Veh type	No. of Veh	Service interval	Run time (min)	Term time (min)	Avg spd (km/h)	Veh type	No. of Veh	Service interval	Run time (min)	Term time (min)	Avg spd (km/h)	Veh type	No. of Veh	Service interval	Run time (min)	Term time (min)	Avg spd (km/h)	Veh type	No. of Veh	Service interval	Run time (min)	Term time (min)	Avg spd (km/h)	Veh type	No. of Veh	Service interval	Run time (min)	Term time (min)	Avg spd (km/h)	First dep	First dep	Last dep	Last dep																							
																																NB or WB	SB or EB	NB or WB	SB or EB																							
<b>98 WILLOWDALE-SENLAC</b>	Wil																																																									
<b>Monday to Friday</b>	24-Nov-08			Monday-Friday morning peak period						Monday-Friday midday						Monday-Friday afternoon peak period																																										
98 Steeles – Peckham via Sheppard-Yonge Stn	22.06	LF	2.5	30 ' 00 "	75	0	17.7	LF	2	30 ' 00 "	60	0	22.1	LF	2.5	30 ' 00 "	75	0	17.7	LF	2	30 ' 00 "	60	0	22.1	LF	2	30 ' 00 "	60	0	22.1	LF	2	30 ' 00 "	60	0	22.1	607a	534a	100a	100a																	
98A Sheppard-Yonge Stn – Peckham via Senlac	10.90	LF	1.5	30 ' 00 "	39	6	16.8							LF	1.5	30 ' 00 "	39	6	16.8																		540a	534a	911a	914a																		
Combined/Average			4	15 ' 00 "						2	30 ' 00 "				4	15 ' 00 "																						302p	308p	700p	638p																	
<b>Saturday</b>	14-May-11			Saturday early morning						Saturday morning						Saturday afternoon																																										
98 Steeles – Peckham via Sheppard-Yonge Stn	22.06	LF	2	30 ' 00 "	60	0	22.1	LF	2	30 ' 00 "	60	0	22.1	LF	2	30 ' 00 "	60	0	22.1	LF	2	30 ' 00 "	60	0	22.1														600a	600a	1000p	1000p																
98A Sheppard-Yonge Stn – Peckham via Senlac	10.90													LF	1	30 ' 00 "	30	0	21.8																				1045p	1030p	115a	100a																
<b>Sunday</b>	08-May-11			Sunday morning						Sunday afternoon						Sunday early evening																																										
98 Steeles – Peckham via Sheppard-Yonge Stn	22.06							LF	2	30 ' 00 "	60	0	22.1	LF	2	30 ' 00 "	60	0	22.1	LF	2	30 ' 00 "	60	0	22.1															830a	830a	1000p	1000p															
98A Sheppard-Yonge Stn – Peckham via Senlac	10.90													LF	1	30 ' 00 "	30	0	21.8																					1045p	1030p	115a	100a															
Combined/Average																																																										
																												Willowdale to Senlac is SB; Senlac to Willowdale is NB																														
<b>96 WILSON</b>	Arw			<i>96H branch designations are for internal purposes only</i>																																																						
<b>Monday to Friday</b>	26-Mar-12			Monday-Friday morning peak period						Monday-Friday midday						Monday-Friday afternoon peak period																																										
96 York Mills Stn – Humberline & Finch	40.18																																								450a	540a																
96A York Mills Stn – Carrier Dr via Kipling and John Garland	43.63	Lift	6.5	20 ' 00 "	121	9	21.7	Lift	7.5	17 ' 00 "	127	1	20.6	Lift	5.5	24 ' 00 "	128	4	20.5	Lift	4.5	24 ' 00 "	106	2	24.7	Lift	3.5	30 ' 00 "	100	5	26.2											524a	557a	105a	1255a													
96B York Mills Stn – Humberline & Albion Rd	43.05	Lift	7	20 ' 00 "	130	10	19.9	Lift	7.5	17 ' 00 "	127	1	20.3	Lift	6	24 ' 00 "	134	10	19.3	Lift	4.5	24 ' 00 "	108	0	23.9	Lift	3.5	30 ' 00 "	100	5	25.8												542a	612a	120a	110a												
96C York Mills Stn – Thistledown via Albion Rd	37.03	Lift	4.5	20 ' 00 "	89	1	25.0							Lift	4	24 ' 00 "	96	0	23.1																						533a	600a	855a	937a														
96E Wilson Stn – Humber College Express	32.93	Lift	6	14 ' 00 "	84	0	23.5							Lift	4	21 ' 00 "	84	0	23.5																						238p	256p	619p	643p														
96G York Mills Stn – Sheppard & Torbarrie	23.82	Lift	4	20 ' 00 "	75	5	19.1							Lift	3.5	24 ' 00 "	84	0	17.0																						645a	601a	905a	903a														
96H Wilson Stn – Thistled. via Albion																																								309p	311p	618p	641p															
96S to Wilson Stn	25.86							Lift	2	30 ' 00 "	60	0	25.9							Lift	2	30 ' 00 "	60	0	25.9																551a	631a	850a	911a														
96C To Thistledown via Albion																																								325p	255p	637p	655p															
Combined/Average			28	3 ' 41 "						17	6 ' 37 "				23	4 ' 40 "																										935a	1005a	235p	235p													
																												96G operates NB on Clayson and SB on Torbarrie.																														
																												96G operates NB on Torbarrie and SB on Clayson.																														
<b>Saturday</b>	31-Mar-12			Saturday early morning						Saturday morning						Saturday afternoon																																										
96A York Mills Stn – Carrier Dr via Kipling and John Garland	43.63	Lift	3.5	30 ' 00 "	100	5	26.2	Lift	5	24 ' 00 "	110	10	23.8																															1005p	1028p	1146a	1155a											
96B York Mills Stn – Humberline & Albion Rd	43.05	Lift	3.5	30 ' 00 "	102	3	25.3	Lift	5	24 ' 00 "	113	7	22.9	Lift	6.5	20 ' 00 "	118	12	21.9	Lift	5	24 ' 00 "	112	8	23.1	Lift	3.5	30 ' 00 "	105	0	24.6															540a	534a	128a	113a									
96D York Mills Stn – Carrier Dr & Westmore Dr	45.71													Lift	6.5	20 ' 00 "	124	6	22.1	Lift	5	24 ' 00 "	118	2	23.2																				1210p	1215p	936p	958p										
96H Wilson Stn – Thistled. via Albion																																																										
96S to Wilson Stn	25.86	Lift	2	30 ' 00 "	60	0	25.9	Lift	2	30 ' 00 "	60	0	25.9	Lift	2	30 ' 00 "	60	0	25.9	Lift	2	30 ' 00 "	60	0	25.9																																	
96C To Thistledown via Albion																																																										
Combined/Average			9	10 ' 00 "						12	8 ' 34 "				15	7 ' 30 "																																										



TORONTO TRANSIT COMMISSION

SERVICE SUMMARY

March 25 to May 5, 2012

Route	RT dist (km) and date of last change	Veh type	No. of Veh	Service interval	Run time (min)	Term time (min)	Avg spd (km/h)	Veh type	No. of Veh	Service interval	Run time (min)	Term time (min)	Avg spd (km/h)	Veh type	No. of Veh	Service interval	Run time (min)	Term time (min)	Avg spd (km/h)	Veh type	No. of Veh	Service interval	Run time (min)	Term time (min)	Avg spd (km/h)	Veh type	No. of Veh	Service interval	Run time (min)	Term time (min)	Avg spd (km/h)	First dep NB or WB	First dep SB or EB	Last dep NB or WB	Last dep SB or EB			
<b>Sunday</b>																																						
08-May-11																																						
Sunday early morning																																						
Sunday morning																																						
Sunday afternoon																																						
Sunday early evening																																						
Sunday late evening																																						
96A York Mills Stn – Carrier Dr via Kipling and John Garland	43.63	Lift	2.5	45 ' 00 "	108	5	24.2	Lift	3	40 ' 00 "	116	4	22.6							Lift	2.5	45 ' 00 "	108	5	24.2						557a	526a	1135a	1157a				
96B York Mills Stn – Humberline & Albion Rd	43.05	Lift	2.5	45 ' 00 "	110	3	23.5	Lift	3	40 ' 00 "	118	2	21.9	Lift	4.5	30 ' 00 "	118	17	21.9	Lift	3	40 ' 00 "	110	10	23.5	Lift	2.5	45 ' 00 "	108	5	23.9			535a	548a	102a	113a	
96D York Mills Stn – Carrier Dr & Westmore Dr	45.71													Lift	4.5	30 ' 00 "	123	12	22.3	Lift	3	40 ' 00 "	116	4	23.6									1205p	1237p	946p	924p	
96H Wilson Stn – Thistled. via Albion																																						
96S to Wilson Stn	25.86	Lift	2	30 ' 00 "	60	0	25.9	Lift	2	30 ' 00 "	60	0	25.9	Lift	2	30 ' 00 "	60	0	25.9																553a	623a	653p	653p
96C To Thistledown via Albion																																						
			<b>7</b>	<b>12 ' 51 "</b>					<b>8</b>	<b>12 ' 00 "</b>				<b>11</b>	<b>10 ' 00 "</b>					<b>6</b>	<b>20 ' 00 "</b>					<b>5</b>	<b>22 ' 30 "</b>											
96C/H/K operates EB via Tandridge before 3:00pm and WB via Tandridge after 3:00 pm.																																						
<b>319 WILSON</b>																																						
Arw																																						
<b>Overnight, 7 days a week</b>																																						
26-Nov-06																																						
Monday-Friday overnight																																						
Saturday overnight																																						
Sunday overnight																																						
319 York Mills Stn – Martin Grove & Steeles	40.76	LF	3	30 ' 00 "	90	0	27.2	LF	3	30 ' 00 "	90	0	27.2	LF	3	30 ' 00 "	90	0	27.2																			
<b>91 WOODBINE</b>																																						
Bir																																						
<b>Monday to Friday</b>																																						
06-Sep-11																																						
Monday-Friday morning peak period																																						
Monday-Friday midday																																						
Monday-Friday afternoon peak period																																						
Monday-Friday early evening																																						
Monday-Friday late evening																																						
91 Woodbine Stn – Lawrence	15.39	LF	3.5	18 ' 00 "	54	9	17.1						LF	2.5	24 ' 00 "	52	8	17.8																	459a	519a	633p	700p
91 Woodbine Stn – Lawrence	15.39													LF	1	<b>Tripper</b>																						
91A Woodbine Stn – Parkview Hills	7.47	LF	1	30 ' 00 "	28	2	16.0	LF	1	23 ' 00 "	23	0	19.5	LF	1	30 ' 00 "	28	2	16.0	LF	1	30 ' 00 "	26	4	17.2	LF	1	20 ' 00 "	20	0	22.4			638a	624a	1250a	100a	
91C Woodbine Stn – York Mills	23.98							LF	3	23 ' 00 "	69	0	20.9							LF	3	24 ' 00 "	62	10	23.2	LF	2	30 ' 00 "	58	2	24.8			946a	618a	105a	105a	
91F Woodbine Stn – York Mills via Railside	26.26	LF	4.5	18 ' 00 "	78	3	20.2						LF	3.5	24 ' 00 "	78	6	20.2																	601a	257p	920a	636p
Combined/Average			<b>9</b>	<b>6 ' 55 "</b>					<b>4</b>	<b>11 ' 30 "</b>				<b>8</b>	<b>8 ' 34 "</b>					<b>4</b>	<b>13 ' 20 "</b>					<b>3</b>	<b>12 ' 00 "</b>											
<b>Saturday</b>																																						
29-Nov-08																																						
Saturday early morning																																						
Saturday morning																																						
Saturday afternoon																																						
Saturday early evening																																						
Saturday late evening																																						
91A Woodbine Stn – Parkview Hills	7.47	LF	1	24 ' 00 "	24	0	18.7	LF	1	24 ' 00 "	24	0	18.7	LF	1	24 ' 00 "	24	0	18.7	LF	1	20 ' 00 "	20	0	22.4	LF	1	20 ' 00 "	20	0	22.4			632a	620a	1258a	108a	
91C Woodbine Stn – York Mills	23.98	LF	3	20 ' 00 "	60	0	24.0	LF	3	20 ' 00 "	60	0	24.0	LF	3	20 ' 00 "	60	0	24.0	LF	3	20 ' 00 "	58	2	24.8	LF	2	30 ' 00 "	58	2	24.8			623a	613a	103a	103a	
Combined/Average			<b>4</b>	<b>12 ' 00 "</b>					<b>4</b>	<b>10' 54 "</b>				<b>4</b>	<b>12 ' 00 "</b>					<b>4</b>	<b>10 ' 00 "</b>					<b>3</b>	<b>12 ' 00 "</b>											
<b>Sunday</b>																																						
23-Nov-08																																						
Sunday morning																																						
Sunday afternoon																																						
Sunday early evening																																						
Sunday late evening																																						
91A Woodbine Stn – Parkview Hills	7.47							LF	1	24 ' 00 "	24	0	18.7	LF	1	24 ' 00 "	24	0	18.7	LF	1	20 ' 00 "	20	0	22.4	LF	1	20 ' 00 "	20	0	22.4			920a	908a	1258a	108a	
91C Woodbine Stn – York Mills	23.98							LF	3	20 ' 00 "	60	0	24.0	LF	3	20 ' 00 "	60	0	24.0	LF	3	20 ' 00 "	58	2	24.8	LF	2	30 ' 00 "	58	2	24.8			902a	852a	103a	102a	
Combined/Average									<b>4</b>	<b>12 ' 00 "</b>				<b>4</b>	<b>12 ' 00 "</b>					<b>4</b>	<b>12 ' 00 "</b>					<b>3</b>	<b>12 ' 00 "</b>											
91C/F operates NB via Laurentide before noon, and operates NB via Valley Woods after noon																																						
91F operates WB on Railside during morning peak period, and operates EB via Railside during afternoon peak period.																																						
<b>92 WOODBINE SOUTH</b>																																						
Bir																																						
<b>Monday to Friday</b>																																						
06-Sep-11																																						
Monday-Friday morning peak period																																						
Monday-Friday midday																																						
Monday-Friday afternoon peak period																																						
Monday-Friday early evening																																						
Monday-Friday late evening																																						
92 Woodbine Stn – Lake Shore	5.79	LF	3	9 ' 00 "	27	0	12.9	LF	2	12 ' 00 "	20	4	17.4	LF	3	9 ' 00 "	27	0	12.9	LF	1	20 ' 00 "	20	0	17.4	LF	1	20 ' 00 "	20	0	17.4			534a	521a	110a	100a	
<b>Saturday</b>																																						
10-Sep-11																																						
Saturday early morning																																						
Saturday morning																																						
Saturday afternoon																																						
Saturday early evening																																						
Saturday late evening																																						
92 Woodbine Stn – Lake Shore	5.79	LF	2	12 ' 00 "	20	4	17.4	LF	3	8 ' 00 "	20	4	17.4	LF	3	8 ' 00 "	24	0	14.5	LF	1	20 ' 00 "	20	0	17.4	LF	1	20 ' 00 "	20	0	17.4			610a	555a	110a	100a	
<b>Sunday</b>																																						
04-Sep-11																																						
Sunday morning																																						
Sunday afternoon																																						
Sunday early evening																																						
Sunday late evening																																						
92 Woodbine Stn – Lake Shore	5.79							LF	3	8 ' 00 "	20	4	17.4	LF	3	8 ' 00 "	24	0	14.5	LF	1	20 ' 00 "	20	0	17.4	LF	1	20 ' 00 "	20	0	17.4			857a	845a	110a	100a	





**TORONTO TRANSIT COMMISSION**

**SERVICE SUMMARY**

March 25 to May 5, 2012

Route	RT dist (km) and date of last change	Veh type	No. of Veh	Service interval	Run time (min)	Term time (min)	Avg spd (km/h)	Veh type	No. of Veh	Service interval	Run time (min)	Term time (min)	Avg spd (km/h)	Veh type	No. of Veh	Service interval	Run time (min)	Term time (min)	Avg spd (km/h)	Veh type	No. of Veh	Service interval	Run time (min)	Term time (min)	Avg spd (km/h)	Veh type	No. of Veh	Service interval	Run time (min)	Term time (min)	Avg spd (km/h)	First dep NB or WB	First dep SB or EB	Last dep NB or WB	Last dep SB or EB	
<b>97 YONGE</b>	Wil																																			
<b>Monday to Friday</b>	03-Jan-11			<b>Monday-Friday morning peak period</b>						<b>Monday-Friday midday</b>						<b>Monday-Friday afternoon peak period</b>						<b>Monday-Friday early evening</b>							<b>Monday-Friday late evening</b>							
97 Davisville Stn – Steeles	23.94													LF	2.5	30' 00"	75	0	19.2	LF	2.5	30' 00"	75	0	19.2	LF	2.5	30' 00"	75	0	19.2	700p	609p	1200a	1208a	
97A Davisville Stn – York Mills Stn via Yonge Blvd	12.92	LF	2	30' 00"	48	12	16.2				LF	2	30' 00"	48	12	16.2				LF	1.5	30' 00"	40	5	19.4	LF	1.5	30' 00"	40	5	19.4	545a	621a	915a	851a	
97B Queens Quay – Steeles	36.68	LF	5	30' 00"	150	0	14.7				LF	5	30' 00"	150	0	14.7				LF	1.5	30' 00"	40	5	19.4	LF	1.5	30' 00"	40	5	19.4	315p	244p	1215a	1240a	
97C St Clair Stn – Steeles	26.02							LF	3	30' 00"	90	0	17.3																							
97D St Clair Stn – York Mills Stn via Yonge Blvd	15.21							LF	2	30' 00"	60	0	15.2																							
Combined/Average				<b>7 15' 00"</b>						<b>5 15' 00"</b>						<b>7 15' 00"</b>						<b>4 15' 00"</b>						<b>4 15' 00"</b>								
				97B operates via Yonge, Wellington, Bay, Queens Quay and Yonge							97B operates via Yonge, Queens Quay, Bay, Front and Yonge																									
<b>Saturday</b>	08-Jan-11			<b>Saturday early morning</b>						<b>Saturday morning</b>						<b>Saturday afternoon</b>						<b>Saturday early evening</b>						<b>Saturday late evening</b>								
97 Davisville Stn – Steeles	23.94	LF	2.5	30' 00"	75	0	19.2	LF	3	30' 00"	80	10	18.0	LF	3	30' 00"	80	10	18.0	LF	3	30' 00"	80	10	18.0	LF	2.5	30' 00"	75	0	19.2	545a	553a	1245a	1253a	
97A Davisville Stn – York Mills Stn via Yonge Blvd	12.92	LF	1.5	30' 00"	41	4	18.9	LF	2	30' 00"	46	14	16.9	LF	2	30' 00"	46	14	16.9	LF	2	30' 00"	46	14	16.9	LF	1.5	30' 00"	40	5	19.4	600a	555a	106a	121a	
Combined/Average				<b>4 15' 00"</b>						<b>5 15' 00"</b>						<b>5 15' 00"</b>						<b>5 15' 00"</b>						<b>4 15' 00"</b>								
<b>Sunday</b>	05-Sep-10									<b>Sunday morning</b>						<b>Sunday afternoon</b>						<b>Sunday early evening</b>						<b>Sunday late evening</b>								
97 Davisville Stn – Steeles	23.94							LF	3	30' 00"	80	10	18.0	LF	3	30' 00"	80	10	18.0	LF	2.5	30' 00"	75	0	19.2	LF	2.5	30' 00"	75	0	19.2	900a	850a	1200a	1208a	
97A Davisville Stn – York Mills Stn via Yonge Blvd	12.92							LF	2	30' 00"	46	14	16.9	LF	2	30' 00"	46	14	16.9	LF	1.5	30' 00"	36	9	21.5	LF	1.5	30' 00"	40	5	19.4	915a	922a	1215a	1245a	
Combined/Average										<b>5 15' 00"</b>						<b>5 15' 00"</b>						<b>4 15' 00"</b>						<b>4 15' 00"</b>								
Overnight service provided by 320 YONGE																																				
<b>1 YONGE-UNIVERSITY-SPADINA SUBWAY</b>	WilSub/Egl/Mtd/Wil			Temporary late evening closure for tunnel liner replacement, Sunday to Friday. Trains replaced by buses north of Eglinton Station after approximately 12:30 a.m.																																
<b>Monday to Friday</b>	06-Sep-11			<b>Monday-Friday morning peak period</b>						<b>Monday-Friday midday</b>						<b>Monday-Friday afternoon peak period</b>						<b>Monday-Friday early evening</b>						<b>Monday-Friday late evening</b>								
1 Finch Stn – Downsview Stn	60.45	6carHT	25	4' 42"	118	0	30.9	6carHT	30	3' 56"	118	0	30.7	6carHT	47	2' 31"	118	0	30.7	6carHT	30	3' 50"	115	0	31.6	6carHT	23	4' 52"	112	0	32.4	603a	540a	1141p	1215a	
1 Finch Stn – St Clair West Stn	45.06	6carHT	19	4' 42"	89	0	30.3																													
Gap Trains		6carHT	4	<b>Gap Trains</b>												<b>2 Gap Train</b>																				
1 Eglinton Stn – Downsview Stn	43.46																																			
1 Eglinton Stn – Finch Stn replacement bus	22.49																																			
Combined/Average				<b>48 2' 21"</b>						<b>30 3' 56"</b>						<b>49 2' 31"</b>						<b>30 3' 50"</b>														
<b>Saturday</b>	06-Sep-08			<b>Saturday early morning</b>						<b>Saturday morning</b>						<b>Saturday afternoon</b>						<b>Saturday early evening</b>						<b>Saturday late evening</b>								
1 Finch Stn – Downsview Stn	60.45	6carHT	23	4' 52"	112	0	32.4	6carHT	28	4' 03"	113	0	32.0	6carHT	28	4' 03"	113	0	32.0	6carHT	23	4' 52"	112	0	32.4	6carHT	23	4' 52"	112	0	32.4	600a	557a	118a	116a	
<b>Sunday</b>	04-Sep-11									<b>Sunday morning</b>						<b>Sunday afternoon</b>						<b>Sunday early evening</b>						<b>Sunday late evening</b>								
1 Finch Stn – Downsview Stn	60.45							6carHT	25	4' 30"	113	0	32.2	6carHT	25	4' 30"	113	0	32.2	6carHT	23	4' 52"	112	0	32.4	6carHT	23	4' 52"	112	0	32.4	900a	857a	1141p	1215a	
1 Eglinton Stn – Downsview Stn	43.46																																			
1 Eglinton Stn – Finch Stn replacement bus	22.49																																			
Combined/Average																																				
Finch to Downsview is SB; Downsview to Finch is NB																																				



**TORONTO TRANSIT COMMISSION**

**SERVICE SUMMARY**

March 25 to May 5, 2012

Route	RT dist (km) and date of last change	Veh type	No. of Veh	Service interval	Run time (min)	Term time (min)	Avg spd (km/h)	Veh type	No. of Veh	Service interval	Run time (min)	Term time (min)	Avg spd (km/h)	Veh type	No. of Veh	Service interval	Run time (min)	Term time (min)	Avg spd (km/h)	Veh type	No. of Veh	Service interval	Run time (min)	Term time (min)	Avg spd (km/h)	Veh type	No. of Veh	Service interval	Run time (min)	Term time (min)	Avg spd (km/h)	First dep NB or WB	First dep SB or EB	Last dep NB or WB	Last dep SB or EB	
<b>320 YONGE</b>	Egl/MtD /Wil																																			
<b>Overnight, Monday to Friday</b>	07-Sep-10			<b>Monday-Friday overnight 130a-330a</b>																																
320 Queens Quay – Steeles	35.97	LF	13	7' 00"	91	0	23.7	LF	6	15' 00"	90	0	24.0																							
320A Queens Quay – York Mills Stn	23.77	LF	9	7' 00"	63	0	22.6																													
			22	3' 30"							6	15' 00"																								



**SERVICE SUMMARY**

March 25 to May 5, 2012

Route	RT dist (km) and date of last change	Veh type	No. of Veh	Service interval	Run time (min)	Term time (min)	Avg spd (km/h)	Veh type	No. of Veh	Service interval	Run time (min)	Term time (min)	Avg spd (km/h)	Veh type	No. of Veh	Service interval	Run time (min)	Term time (min)	Avg spd (km/h)	Veh type	No. of Veh	Service interval	Run time (min)	Term time (min)	Avg spd (km/h)	First dep NB or WB	First dep SB or EB	Last dep NB or WB	Last dep SB or EB							
<b>196 YORK UNIVERSITY ROCKET</b>	Wil	Running time increase required for construction of the Toronto-York Spadina Subway expansion on Monday-Friday and Saturday.																																		
<b>Monday to Friday</b>	26-Mar-12	Monday-Friday morning peak period				Monday-Friday midday				Monday-Friday afternoon peak period				Monday-Friday early evening				Monday-Friday late evening																		
196A Downsview Stn – York University Express via Sentinel	13.97	LF	20	2 ' 00 "	38	2	22.1	LF	18	2 ' 00 "	36	0	23.3	LF	19	2 ' 00 "	38	0	22.1	LF	10	3 ' 40 "	36	1	23.3	LF	3	11 ' 00 "	32	1	26.2	635a	633a	103a	121a	
196B Sheppard-Yonge Stn – York University, Express via Downsview Stn and Sentinel	23.49	LF	4	6 ' 00 "	60	4	23.5	LF	3	8 ' 00 "	58	2	24.3	LF	4	6 ' 00 "	59	3	23.9	LF	2	11 ' 00 "	58	1	24.3							700a	628a	1032p	1047p	
Combined/Average			<b>24</b>	<b>2 ' 00 "</b>					<b>21</b>	<b>2 ' 00 "</b>					<b>23</b>	<b>2 ' 00 "</b>					<b>12</b>	<b>3 ' 40 "</b>					<b>3</b>	<b>11 ' 00 "</b>								
			Every 3rd bus operates as a 196B				Every 4th bus operates as a 196B				Every 3rd bus operates as a 196B				Every 3rd bus operates as a 196B																					
Buses operate Southbound on Sentinel before Noon, and Northbound on Sentinel after noon Monday to Friday.																																				
<b>Saturday</b>	31-Mar-12	Saturday early morning				Saturday morning				Saturday afternoon				Saturday early evening				Saturday late evening																		
196A Downsview Stn – York University Express	13.32	LF	3	12 ' 00 "	34	2	23.5	LF	3	12 ' 00 "	34	2	23.5	LF	4	10 ' 00 "	36	4	22.2	LF	2	15 ' 00 "	30	0	26.6	LF	2	15 ' 00 "	30	0	26.6	645a	702a	215a	230a	
<b>Sunday</b>	02-Jan-11	Sunday morning				Sunday afternoon				Sunday early evening				Sunday late evening																						
196A Downsview Stn – York University Express	13.32		LF	2	15 ' 00 "	30	0	26.6	LF	2	15 ' 00 "	30	0	26.6	LF	2	15 ' 00 "	30	0	26.6	LF	2	15 ' 00 "	30	0	26.6	LF	2	15 ' 00 "	30	0	26.6	900a	845a	100a	115a



Summary of vehicles and trains in service

	MONDAY-FRIDAY						SATURDAY						SUNDAY					
	Morning	Midday	After-noon	Early Evening	Late Evening	Over-night	Early Morning	Morning	After-noon	Early Evening	Late Evening	Over-night	Early Morning	Morning	After-noon	Early Evening	Late Evening	Over-night
<b>BUSES</b>																		
<b>Arrow Road Garage</b>																		
12m lift-equipped buses	49	32	47	25	17	0	19	27	27	23	16	0	13	21	21	17	8	0
12m low-floor buses	178	107	169	91	56	9	63	104	107	87	48	9	42	82	83	66	42	9
Total, Arrow Road Garage	227	139	216	116	73	9	82	131	134	110	64	9	55	103	104	83	50	9
<b>Birchmount Garage</b>																		
12m low-floor buses	174	100	158	93	57	8	72	92	94	73	47	6	58	80	81	52	39	4
Total, Birchmount Garage	174	100	158	93	57	8	72	92	94	73	47	6	58	80	81	52	39	4
<b>Eglinton Garage</b>																		
12m low-floor buses	235	116	214	111	66	7	71	112	112	76	47	8	63	92	92	61	47	7
Total, Eglinton Garage	235	116	214	111	66	7	71	112	112	76	47	8	63	92	92	61	47	7
<b>Malvern Garage</b>																		
12m lift-equipped buses	125	49	112	53	33	1	26	49	49	34	17	1	29	41	41	25	21	1
12m low-floor buses	113	70	104	71	45	4	53	69	69	51	35	4	38	57	57	38	28	4
Total, Malvern Garage	238	119	216	124	78	5	79	118	118	85	52	5	67	98	98	63	49	5
<b>Mount Dennis Garage</b>																		
12m low-floor buses	235	129	207	118	80	7	92	139	139	94	69	5	75	114	114	77	52	5
Total, Mount Dennis	235	129	207	118	80	7	92	139	139	94	69	5	75	114	114	77	52	5
<b>Queensway Garage</b>																		
12m low-floor buses	121	75	118	59	41	3	48	64	67	49	33	3	38	50	53	44	29	3
Total, Queensway Garage	121	75	118	59	41	3	48	64	67	49	33	3	38	50	53	44	29	3
<b>Wilson Garage</b>																		
12m lift-equipped buses	44	29	42	22	14	0	20	32	36	23	11	0	9	25	25	9	5	0
12m low-floor buses	187	115	178	87	54	5	67	76	76	61	43	4	59	73	73	56	37	7
Total, Wilson Garage	231	144	220	109	68	5	87	108	112	84	54	4	68	98	98	65	42	7
<b>Total, BUSES</b>																		
12m lift-equipped buses	218	110	201	100	64	1	65	108	112	80	44	1	51	87	87	51	34	1
12m low-floor buses	1243	712	1148	630	399	43	466	656	664	491	322	39	373	548	553	394	274	39
Total, all buses	1461	822	1349	730	463	44	531	764	776	571	366	40	424	635	640	445	308	40

Notes:

**SERVICE OUTSIDE TORONTO**

Service is operated outside Toronto on the following routes:  
160 BATHURST NORTH, 17 BIRCHMOUNT, 105 DUFFERIN NORTH, 37 ISLINGTON, 35 JANE, 107 KEELE NORTH, 58 MALTON, 102 MARKHAM RD, 129 MCCOWAN NORTH, 24 VICTORIA PARK, 224 VICTORIA PARK NORTH, 68 WARDEN and 165 WESTON RD NORTH.

Vehicle numbers include vehicles required for City and/or TTC construction.

	MONDAY-FRIDAY						SATURDAY						SUNDAY					
	Morning	Midday	After-noon	Early Evening	Late Evening	Over-night	Early Morning	Morning	After-noon	Early Evening	Late Evening	Over-night	Early Morning	Morning	After-noon	Early Evening	Late Evening	Over-night
<b>STREETCARS</b>																		
<b>Roncesvalles Carhouse</b>																		
CLRVs	78	55	78	44	31	2	33	53	53	33	25	2	24	41	41	28	23	2
ALRVs	25	15	19	15	12	2	12	20	20	18	10	2	7	15	15	9	8	2
Total, Roncesvalles Carhouse	103	70	97	59	43	4	45	73	73	51	35	4	31	56	56	37	31	4
<b>Russell Carhouse</b>																		
CLRVs	85	65	83	47	26	1	32	59	59	41	27	1	24	49	49	30	23	1
ALRVs	13	11	15	10	8	1	9	15	15	12	9	1	7	12	12	10	8	1
Total, Russell Carhouse	98	76	98	57	34	2	41	74	74	53	36	2	31	61	61	40	31	2
<b>Total, STREETCARS</b>																		
CLRVs	163	120	161	91	57	3	65	112	112	74	52	3	48	90	90	58	46	3
ALRVs	38	26	34	25	20	3	21	35	35	30	19	3	14	27	27	19	16	3
Total, all streetcars	201	146	195	116	77	6	86	147	147	104	71	6	62	117	117	77	62	6
<b>SUBWAY</b>																		
<b>Wilson Carhouse</b>																		
4-car subway trains	4	4	4	4	4	0	4	4	4	4	4	0	0	4	4	4	4	0
6-car subway trains	48	30	49	30	23	0	23	28	28	23	23	0	0	25	25	23	23	0
<b>Greenwood Carhouse</b>																		
6-car subway trains	43	27	40	25	20	0	20	20	21	20	20	0	0	20	20	20	20	0
<b>Total, SUBWAY TRAINS</b>																		
4-car subway trains	4	4	4	4	4	0	4	4	4	4	4	0	0	4	4	4	4	0
6-car subway trains	91	57	89	55	43	0	43	48	49	43	43	0	0	45	45	43	43	0
Total, all subway trains	95	61	93	59	47	0	47	52	53	47	47	0	0	49	49	47	47	0
<b>McCowan Carhouse</b>																		
4-car RT trains	6	4	6	4	4	0	4	4	4	4	4	0	0	4	4	4	4	0

**ARTICULATED STREETCARS (ALRVs)**

Monday to Friday ALRVs are used on 501 QUEEN, some morning peak-period runs on 504 KING  
On Saturdays ALRVs are used on 501 QUEEN  
On Sundays ALRVs are used on 501 QUEEN and, from May to August, on 511 BATHURST.

**Alphabetical list of routes, with route direction and operating division**

**BUSES &**

192 Airport Rocket	NS	Qsy
117 Alness	NS	Wil
99 Arrow Rd	NS	Arw
5 Avenue Rd	NS	Wil
61 Avenue Rd North	NS	Wil
7 Bathurst ☿	NS	Wil
160 Bathurst North ☿	NS	Wil
310 Bathurst ☿	NS	Wil
6 Bay	NS	MtD
11 Bayview	NS	Wil
9 Bellamy	NS	Bir
17 Birchmount	NS	Bir
49 Bloor West	EW	Qsy
300 Bloor-Danforth	EW	B/E/MtD/Q
21 Brimley	NS	Mal
8 Broadview	NS	Bir
50 Burnhamthorpe	EW	Qsy
120 Calvington	EW	Arw
126 Christie	NS	MtD
20 Cliffside	EW	Bir
87 Cosburn	EW	Bir
22 Coxwell	NS	Bir
322 Coxwell	NS	Bir
42 Cummer	EW	Wil
113 Danforth	EW	Bir
302 Danforth Rd-McCowan	NS	Bir
127 Davenport	EW	MtD
28 Davisville	EW	Wil
23 Dawes	NS	Bir
25 Don Mills	NS	Egl
303 Don Mills	NS	Egl
108 Downsview	EW	Arw
101 Downsview Park ✨	EW	Arw
142 Downtown/Avenue Rd Express	NS	Wil
143 Downtown/Beach Express	EW	Bir
144 Downtown/Don Valley Express	NS	Egl
145 Downtown/Humber Bay Express	NS	Qsy
141 Downtown/Mt Pleasant Express	NS	MtD
125 Drewry	EW	Wil
29 Dufferin ☿ †	NS	Wil
329 Dufferin ☿	NS	MtD/Wil
105 Dufferin North	NS	Wil
26 Dupont	EW	Qsy
111 East Mall	NS	Qsy
404 East York Community Bus	EW	W-T
34 Eglinton East	EW	Egl
305 Eglinton East	EW	Egl
32 Eglinton West	EW	MtD
307 Eglinton West	EW	MtD
405 Etobicoke Community Bus	EW	W-T
15 Evans	EW	Qsy
193 Exhibition Rocket ✨	NS	Wil

104 Faywood	NS	Wil
39 Finch East †	EW	Mal
308 Finch East	EW	Arw/Mal
36 Finch West ☿	EW	Arw
309 Finch West ☿	EW	Arw/Mal
139 Finch-Don Mills †	NS	Mal
199 Finch Rocket †	EW	Mal
100 Flemingdon Park	NS	Egl
33 Forest Hill	NS	Wil
135 Gerrard	EW	Bir
14 Glencairn	EW	Wil
122 Graydon Hall	EW	Wil
31 Greenwood	NS	Bir
38 Highland Creek	EW	Mal
191 Highway 27 Rocket	NS	Arw
169 Huntingwood	EW	Egl
37 Islington	NS	Arw
311 Islington	NS	Arw
110 Islington South	NS	Qsy
35 Jane ☿	NS	Arw
313 Jane ☿	NS	Arw
83 Jones	NS	Bir
40 Junction	EW	MtD
41 Keele	NS	MtD
107 Keele North †	NS	Wil
43 Kennedy	NS	Egl
12 Kingston Rd	EW	Bir
45 Kipling	NS	Qsy
44 Kipling South	NS	Qsy
30 Lambton	EW	Qsy
47 Lansdowne	NS	MtD
54 Lawrence East	EW	Egl
354 Lawrence East	EW	Egl
400 Lawrence Manor Community Bus	EW	W-T
52 Lawrence West	EW	MtD
352 Lawrence West	EW	MtD
162 Lawrence-Donway	EW	Wil
56 Leaside	NS	Wil
51 Leslie	NS	Wil
64 Main	NS	Bir
58 Malton	EW	MtD
59 Maple Leaf	EW	MtD
102 Markham Rd	NS	Bir
46 Martin Grove	NS	Arw
16 McCowan	NS	Bir
129 McCowan North	NS	Mal
130 Middlefield †	NS	Mal
57 Midland	NS	Bir
132 Milner	EW	Mal
116 Morningside	EW	Egl
62 Mortimer	EW	Bir
171 Mt Dennis	NS	MtD

74 Mt Pleasant	NS	Wil
103 Mt Pleasant North	NS	Wil
133 Neilson	NS	Mal
131 Nugget †	EW	Mal
70 O'Connor	EW	Egl
63 Ossington	NS	MtD
316 Ossington	NS	MtD/Wil
72 Pape	NS	Bir
402 Parkdale Community Bus	NS	W-T
65 Parliament	NS	Bir
67 Pharmacy	NS	Egl
167 Pharmacy North	NS	Bir
66 Prince Edward	NS	Qsy
134 Progress	NS	Mal
80 Queensway	EW	Qsy
109 Ranee	NS	Wil
48 Rathburn	EW	Qsy
161 Rogers Rd	EW	MtD
82 Rosedale	EW	Wil
73 Royal York	NS	Qsy
76 Royal York South	NS	Qsy
71 Runnymede	NS	MtD
86 Scarborough	EW	Egl
190 Scarborough Centre Rocket †	EW	Mal
79 Scarlett Rd	NS	MtD
85 Sheppard East	EW	Mal
385 Sheppard East	EW	Mal
84 Sheppard West	EW	Arw
75 Sherbourne ☿	NS	Wil
123 Shorncliffe	NS	Qsy
115 Silver Hills	EW	Wil
403 South Don Mills Community Bus	NS	W-T
88 South Leaside	EW	Wil
78 St Andrews	EW	Wil
312 St Clair	EW	Arw
53 Steeles East †	EW	Mal
353 Steeles East †	EW	Mal
60 Steeles West	EW	Arw
124 Sunnybrook	EW	Wil
77 Swansea	NS	MtD
168 Symington	NS	MtD
81 Thorncliffe Park	NS	Bir
407 Toronto Rehab Centre Comm Link	EW	W-T
10 Van Horne	EW	Egl
90 Vaughan	NS	MtD
24 Victoria Park	NS	Bir
324 Victoria Park	NS	Bir
224 Victoria Park North	NS	Egl
68 Warden	NS	Egl
69 Warden South	NS	Bir
55 Warren Park	NS	MtD
94 Wellesley	EW	MtD

112 West Mall	NS	Qsy
89 Weston	NS	MtD
165 Weston Rd North †	EW	Arw
98 Willowdale-Senlac	EW	Wil
96 Wilson †	EW	Arw
319 Wilson	EW	Arw
91 Woodbine	NS	Bir
92 Woodbine South	NS	Bir
97 Yonge	NS	Wil
320 Yonge	NS	Egl/Wil/MtD
95 York Mills	EW	Mal/Wil
321 York Mills	EW	Mal
106 York University	NS	Wil
196 York University Rocket	NS	Wil

**STREETCARS**

511 Bathurst ☿	NS	Ron
506 Carlton ☿	EW	Ron/Rus
306 Carlton ☿	EW	Ron/Rus
502 Downtowner ☿	EW	Rus
505 Dundas ☿	EW	Ron/Rus
509 Harbourfront ☿	EW	Ron
504 King ☿	EW	Ron/Rus
503 Kingston Rd ☿	EW	Rus
508 Lake Shore ☿	EW	Ron
501 Queen ☿	EW	Ron/Rus
301 Queen ☿	EW	Ron/Rus
510 Spadina ☿	NS	Rus
512 St Clair ☿	EW	Ron

**RAPID TRANSIT &**

1 Yonge-University-Spadina Subway	NS	WilSub
2 Bloor-Danforth Subway	EW	DanSub
3 Scarborough RT	NS	DanSub
4 Sheppard Subway	EW	WilSub

- ☿ — Transit-priority traffic signals on route
- † — Accessible service using lift-equipped buses
- ✨ — Seasonal, special-event, or temporary construction service

& All bus routes are accessible, and use low-floor buses unless otherwise indicated  
 🚲 164 of 170 bus routes are bike rack equipped (all bus routes numbered 5 to 385)

**Numerical list of routes, with route direction and operating division**

**BUSES &**

5 Avenue Rd.....	NS.....	Wil
6 Bay.....	NS.....	MtD
7 Bathurst ☿.....	NS.....	Wil
8 Broadview.....	NS.....	Bir
9 Bellamy.....	NS.....	Bir
10 Van Horne.....	EW.....	Egl
11 Bayview.....	NS.....	Wil
12 Kingston Rd.....	EW.....	Bir
14 Glencairn.....	EW.....	Wil
15 Evans.....	EW.....	Qsy
16 McCowan.....	NS.....	Bir
17 Birchmount.....	NS.....	Bir
20 Cliffside.....	EW.....	Bir
21 Brimley.....	NS.....	Mal
22 Coxwell.....	NS.....	Bir
23 Dawes.....	NS.....	Bir
24 Victoria Park.....	NS.....	Bir
25 Don Mills.....	NS.....	Egl
26 Dupont.....	EW.....	Qsy
28 Davisville.....	EW.....	Wil
29 Dufferin ☿ †.....	NS.....	Wil
30 Lambton.....	EW.....	Qsy
31 Greenwood.....	NS.....	Bir
32 Eglinton West.....	EW.....	MtD
33 Forest Hill.....	NS.....	Wil
34 Eglinton East.....	EW.....	Egl
35 Jane ☿.....	NS.....	Arw
36 Finch West ☿.....	EW.....	Arw
37 Islington.....	NS.....	Arw
38 Highland Creek.....	EW.....	Mal
39 Finch East †.....	EW.....	Mal
40 Junction.....	EW.....	MtD
41 Keele.....	NS.....	MtD
42 Cummer.....	EW.....	Wil
43 Kennedy.....	NS.....	Egl
44 Kipling South.....	NS.....	Qsy
45 Kipling.....	NS.....	Qsy
46 Martin Grove.....	NS.....	Arw
47 Lansdowne.....	NS.....	MtD
48 Rathburn.....	EW.....	Qsy
49 Bloor West.....	EW.....	Qsy
50 Burnhamthorpe.....	EW.....	Qsy
51 Leslie.....	NS.....	Wil
52 Lawrence West.....	EW.....	MtD
53 Steeles East †.....	EW.....	Mal
54 Lawrence East.....	EW.....	Egl
55 Warren Park.....	NS.....	MtD
56 Leaside.....	NS.....	Wil
57 Midland.....	NS.....	Bir
58 Malton.....	EW.....	MtD

59 Maple Leaf.....	EW.....	MtD
60 Steeles West.....	EW.....	Arw
61 Avenue Rd North.....	NS.....	Wil
62 Mortimer.....	EW.....	Bir
63 Ossington.....	NS.....	MtD
64 Main.....	NS.....	Bir
65 Parliament.....	NS.....	Bir
66 Prince Edward.....	NS.....	Qsy
67 Pharmacy.....	NS.....	Egl
68 Warden.....	NS.....	Egl
69 Warden South.....	NS.....	Bir
70 O'Connor.....	EW.....	Egl
71 Runnymede.....	NS.....	MtD
72 Pape.....	NS.....	Bir
73 Royal York.....	NS.....	Qsy
74 Mt Pleasant.....	NS.....	Wil
75 Sherbourne ☿.....	NS.....	Wil
76 Royal York South.....	NS.....	Qsy
77 Swansea.....	NS.....	MtD
78 St Andrews.....	EW.....	Wil
79 Scarlett Rd.....	NS.....	MtD
80 Queensway.....	EW.....	Qsy
81 Thorncliffe Park.....	NS.....	Bir
82 Rosedale.....	EW.....	Wil
83 Jones.....	NS.....	Bir
84 Sheppard West.....	EW.....	Arw
85 Sheppard East.....	EW.....	Mal
86 Scarborough.....	EW.....	Egl
87 Cosburn.....	EW.....	Bir
88 South Leaside.....	EW.....	Wil
89 Weston.....	NS.....	MtD
90 Vaughan.....	NS.....	MtD
91 Woodbine.....	NS.....	Bir
92 Woodbine South.....	NS.....	Bir
94 Wellesley.....	EW.....	MtD
95 York Mills.....	EW.....	Mal/Wil
96 Wilson †.....	EW.....	Arw
97 Yonge.....	NS.....	Wil
98 Willowdale-Senlac.....	EW.....	Wil
99 Arrow Rd.....	NS.....	Arw
100 Flemingdon Park.....	NS.....	Egl
101 Downsview Park ☿.....	EW.....	Arw
102 Markham Rd.....	NS.....	Bir
103 Mt Pleasant North.....	NS.....	Wil
104 Faywood.....	NS.....	Wil
105 Dufferin North.....	NS.....	Wil
106 York University.....	NS.....	Wil
107 Keele North †.....	NS.....	Wil
108 Downsview.....	EW.....	Arw
109 Ranee.....	NS.....	Wil
110 Islington South.....	NS.....	Qsy

111 East Mall.....	NS.....	Qsy
112 West Mall.....	NS.....	Qsy
113 Danforth.....	EW.....	Bir
115 Silver Hills.....	EW.....	Wil
116 Morningside.....	EW.....	Egl
117 Alness.....	NS.....	Wil
120 Calvington.....	EW.....	Arw
122 Graydon Hall.....	EW.....	Wil
123 Shorncliffe.....	NS.....	Qsy
124 Sunnybrook.....	EW.....	Wil
125 Drewry.....	EW.....	Wil
126 Christie.....	NS.....	MtD
127 Davenport.....	EW.....	MtD
129 McCowan North.....	NS.....	Mal
130 Middlefield †.....	NS.....	Mal
131 Nugget †.....	EW.....	Mal
132 Milner.....	EW.....	Mal
133 Neilson.....	NS.....	Mal
134 Progress.....	NS.....	Mal
135 Gerrard.....	EW.....	Bir
139 Finch-Don Mills †.....	EW.....	Mal
141 Downtown/Mt Pleasant Express.....	NS.....	MtD
142 Downtown/Avenue Rd Express.....	NS.....	Wil
143 Downtown/Beach Express.....	EW.....	Bir
144 Downtown/Don Valley Express.....	NS.....	Egl
145 Downtown/Humber Bay Express.....	NS.....	Qsy
160 Bathurst North ☿.....	NS.....	Wil
161 Rogers Rd.....	EW.....	MtD
162 Lawrence-Donway.....	EW.....	Wil
165 Weston Rd North †.....	EW.....	Arw
167 Pharmacy North.....	NS.....	Bir
168 Symington.....	NS.....	MtD
169 Huntingwood.....	EW.....	Egl
171 Mt Dennis.....	NS.....	MtD
190 Scarborough Centre Rocket †.....	EW.....	Mal
191 Highway 27 Rocket.....	NS.....	Arw
192 Airport Rocket.....	NS.....	Qsy
193 Exhibition Rocket ☿.....	NS.....	Wil
196 York University Rocket.....	NS.....	Wil
199 Finch Rocket †.....	EW.....	Mal
224 Victoria Park North.....	NS.....	Egl
300 Bloor-Danforth.....	EW..	B/E/MtD/Q
302 Danforth Rd-McCowan.....	NS.....	Bir
303 Don Mills.....	NS.....	Egl
305 Eglinton East.....	EW.....	Egl
307 Eglinton West.....	EW.....	MtD
308 Finch East.....	EW.....	Arw/Mal
309 Finch West ☿.....	EW.....	Arw/Mal
310 Bathurst ☿.....	NS.....	Wil
311 Islington.....	NS.....	Arw
312 St Clair.....	EW.....	Arw

313 Jane ☿.....	NS.....	Arw
316 Ossington.....	NS.....	MtD/Wil
319 Wilson.....	EW.....	Arw
320 Yonge.....	NS.....	Egl/Wil/MtD
321 York Mills.....	EW.....	Mal
322 Coxwell.....	NS.....	Bir
324 Victoria Park.....	NS.....	Bir
329 Dufferin ☿.....	NS.....	MtD/Wil
352 Lawrence West.....	EW.....	MtD
353 Steeles East †.....	EW.....	Mal
354 Lawrence East.....	EW.....	Egl
385 Sheppard East.....	EW.....	Mal
400 Lawrence Manor Community Bus.....	EW.....	W-T
402 Parkdale Community Bus.....	NS.....	W-T
403 South Don Mills Community Bus.....	NS.....	W-T
404 East York Community Bus.....	EW.....	W-T
405 Etobicoke Community Bus.....	EW.....	W-T
407 Toronto Rehab Centre Comm Link.....	EW.....	W-T

**STREETCARS**

301 Queen ☿.....	EW.....	Ron/Rus
306 Carlton ☿.....	EW.....	Ron/Rus
501 Queen ☿.....	EW.....	Ron/Rus
502 Downtowner ☿.....	EW.....	Rus
503 Kingston Rd ☿.....	EW.....	Rus
504 King ☿.....	EW.....	Ron/Rus
505 Dundas ☿.....	EW.....	Ron/Rus
506 Carlton ☿.....	EW.....	Ron/Rus
508 Lake Shore ☿.....	EW.....	Ron
509 Harbourfront ☿.....	EW.....	Ron
510 Spadina ☿.....	NS.....	Rus
511 Bathurst ☿.....	NS.....	Ron
512 St Clair ☿.....	EW.....	Ron

**RAPID TRANSIT &**

1 Yonge-University-Spadina Subway.....	NS.....	WilSub
2 Bloor-Danforth Subway.....	EW.....	DanSub
3 Scarborough RT.....	NS.....	DanSub
4 Sheppard Subway.....	EW.....	WilSub

- ☿ — Transit-priority traffic signals on route
- † — Accessible service using lift-equipped buses
- ☿ — Seasonal, special-event, or temporary construction service

& All bus routes are accessible, and use low-floor buses unless otherwise indicated

164 of 170 bus routes are bike rack equipped (all bus routes numbered 5 to 385)

# List of routes by operating division, January 2012

## ARROW ROAD DIVISION ☺ ☻ ☼ ☽

99 Arrow Rd	NS	Arw
120 Calvington	EW	Arw
108 Downsview	EW	Arw
101 Downsview Park ☼	EW	Arw
36 Finch West ☼	EW	Arw
308 Finch East	EW	Arw/Mal
309 Finch West ☼	EW	Arw/Mal
191 Highway 27 Rocket	NS	Arw
37 Islington	NS	Arw
311 Islington	NS	Arw
35 Jane ☼	NS	Arw
313 Jane ☼	NS	Arw
46 Martin Grove	NS	Arw
84 Sheppard West	EW	Arw
312 St Clair	EW	Arw
60 Steeles West	EW	Arw
165 Weston Rd North †	EW	Arw
96 Wilson †	EW	Arw
319 Wilson	EW	Arw

## BIRCHMOUNT DIVISION ☺ ☻

9 Bellamy	NS	Bir
17 Birchmount	NS	Bir
300 Bloor-Danforth	EW	B/E/MtD/Q
8 Broadview	NS	Bir
20 Cliffside	EW	Bir
87 Cosburn	EW	Bir
22 Coxwell	NS	Bir
322 Coxwell	NS	Bir
113 Danforth	EW	Bir
302 Danforth Rd-McCowan	NS	Bir
23 Dawes	NS	Bir
143 Downtown/Beach Express	EW	Bir
135 Gerrard	EW	Bir
31 Greenwood	NS	Bir
83 Jones	NS	Bir
12 Kingston Rd	EW	Bir
64 Main	NS	Bir
102 Markham Rd	NS	Bir
16 McCowan	NS	Bir
57 Midland	NS	Bir
62 Mortimer	EW	Bir
72 Pape	NS	Bir
65 Parliament	NS	Bir
167 Pharmacy North	NS	Bir
81 Thorncliffe Park	NS	Bir
24 Victoria Park	NS	Bir
324 Victoria Park	NS	Bir
69 Warden South	NS	Bir
91 Woodbine	NS	Bir
92 Woodbine South	NS	Bir

## DANFORTH DIVISION ☺

2 Bloor-Danforth Subway	EW	DanSub
3 Scarborough RT	NS	DanSub

## EGLINTON DIVISION ☺ ☻

300 Bloor-Danforth	EW	B/E/MtD/Q
25 Don Mills	NS	Egl
303 Don Mills	NS	Egl
144 Downtown/Don Valley Express	NS	Egl
34 Eglinton East	EW	Egl
305 Eglinton East	EW	Egl
100 Flemingdon Park	NS	Egl
169 Huntingwood	EW	Egl
43 Kennedy	NS	Egl
54 Lawrence East	EW	Egl
354 Lawrence East	EW	Egl
116 Morningside	EW	Egl
70 O'Connor	EW	Egl
67 Pharmacy	NS	Egl
86 Scarborough	EW	Egl
10 Van Horne	EW	Egl
224 Victoria Park North	NS	Egl
68 Warden	NS	Egl
320 Yonge	NS	Egl/Wil/MtD

## MALVERN DIVISION ☺ ☻ ☼ ☽

21 Brimley	NS	Mal
39 Finch East †	EW	Mal
308 Finch East	EW	Arw/Mal
309 Finch West ☼	EW	Arw/Mal
139 Finch-Don Mills †	EW	Mal
38 Highland Creek	EW	Mal
129 McCowan North	NS	Mal
130 Middlefield †	NS	Mal
132 Milner	EW	Mal
133 Neilson	NS	Mal
131 Nugget †	EW	Mal
134 Progress	NS	Mal
190 Scarborough Centre Rocket †	EW	Mal
199 Finch Rocket †	EW	Mal
85 Sheppard East	EW	Mal
385 Sheppard East	EW	Mal
53 Steeles East †	EW	Mal
353 Steeles East †	EW	Mal
95 York Mills	EW	Mal/Wil
321 York Mills	EW	Mal

## MOUNT DENNIS DIVISION ☺ ☻

6 Bay	NS	MtD
300 Bloor-Danforth	EW	B/E/MtD/Q
126 Christie	NS	MtD
127 Davenport	EW	MtD
141 Downtown/Mt Pleasant Express	NS	MtD
329 Dufferin ☼	NS	MtD/Wil
32 Eglinton West	EW	MtD
307 Eglinton West	EW	MtD
40 Junction	EW	MtD
41 Keele	NS	MtD
47 Lansdowne	NS	MtD
52 Lawrence West	EW	MtD

352 Lawrence West	EW	MtD
58 Malton	EW	MtD
59 Maple Leaf	EW	MtD
171 Mt Dennis	NS	MtD
63 Ossington	NS	MtD
316 Ossington	NS	MtD/Wil
161 Rogers Rd	EW	MtD
71 Runnymede	NS	MtD
79 Scarlett Rd	NS	MtD
77 Swansea	NS	MtD
168 Symington	NS	MtD
90 Vaughan	NS	MtD
55 Warren Park	NS	MtD
94 Wellesley	EW	MtD
89 Weston	NS	MtD
320 Yonge	NS	Egl/Wil/MtD

## QUEENSWAY DIVISION ☺ ☻

192 Airport Rocket	NS	Qsy
49 Bloor West	EW	Qsy
300 Bloor-Danforth	EW	B/E/MtD/Q
50 Burnhamthorpe	EW	Qsy
145 Downtown/Humber Bay Express	NS	Qsy
26 Dupont	EW	Qsy
111 East Mall	NS	Qsy
15 Evans	EW	Qsy
110 Islington South	NS	Qsy
44 Kipling South	NS	Qsy
45 Kipling	NS	Qsy
30 Lambton	EW	Qsy
66 Prince Edward	NS	Qsy
80 Queensway	EW	Qsy
48 Rathburn	EW	Qsy
73 Royal York	NS	Qsy
76 Royal York South	NS	Qsy
123 Shorncliffe	NS	Qsy
112 West Mall	NS	Qsy

## RONCESVALLES DIVISION

511 Bathurst ☼	NS	Ron
506 Carlton ☼	EW	Ron/Rus
306 Carlton ☼	EW	Ron/Rus
505 Dundas ☼	EW	Ron/Rus
509 Harbourfront ☼	EW	Ron
504 King ☼	EW	Ron/Rus
508 Lake Shore ☼	EW	Ron
501 Queen ☼	EW	Ron/Rus
301 Queen ☼	EW	Ron/Rus
512 St Clair ☼	EW	Ron

## RUSSELL DIVISION

506 Carlton ☼	EW	Ron/Rus
306 Carlton ☼	EW	Ron/Rus
502 Downtowner ☼	EW	Rus
505 Dundas ☼	EW	Ron/Rus
504 King ☼	EW	Ron/Rus
503 Kingston Rd ☼	EW	Rus

501 Queen ☼	EW	Ron/Rus
301 Queen ☼	EW	Ron/Rus
510 Spadina ☼	NS	Rus

## WILSON DIVISION — BUS ☺ ☻ ☼ ☽

117 Alness	NS	Wil
5 Avenue Rd	NS	Wil
61 Avenue Rd North	NS	Wil
7 Bathurst ☼	NS	Wil
160 Bathurst North ☼	NS	Wil
310 Bathurst ☼	NS	Wil
11 Bayview	NS	Wil
42 Cummer	EW	Wil
28 Davisville	EW	Wil
142 Downtown/Avenue Rd Express	NS	Wil
125 Drewry	EW	Wil
29 Dufferin ☼ †	NS	Wil
105 Dufferin North	NS	Wil
329 Dufferin ☼	NS	MtD/Wil
193 Exhibition Rocket ☼	NS	Wil
104 Faywood	NS	Wil
33 Forest Hill	NS	Wil
14 Glencairn	EW	Wil
122 Graydon Hall	EW	Wil
107 Keele North †	NS	Wil
162 Lawrence-Donway	EW	Wil
56 Leaside	NS	Wil
51 Leslie	NS	Wil
74 Mt Pleasant	NS	Wil
103 Mt Pleasant North	NS	Wil
316 Ossington	NS	MtD/Wil
109 Ranee	NS	Wil
82 Rosedale	EW	Wil
75 Sherbourne ☼	NS	Wil
115 Silver Hills	EW	Wil
88 South Leaside	EW	Wil
78 St Andrews	EW	Wil
124 Sunnybrook	EW	Wil
98 Willowdale-Senlac	EW	Wil
97 Yonge	NS	Wil
320 Yonge	NS	Egl/Wil/MtD
95 York Mills	EW	Mal/Wil
106 York University	NS	Wil
196 York University Rocket	NS	Wil

## WILSON DIVISION — SUBWAY ☺





































1 Yonge-University-Spadina Subway	NS	WilSub
4 Sheppard Subway	EW	WilSub

## WHEEL-TRANS OPERATIONS ☺







404 East York Community Bus	EW	W-T
400 Lawrence Manor Community Bus	EW	W-T
402 Parkdale Community Bus	NS	W-T
403 South Don Mills Community Bus	NS	W-T
405 Etobicoke Community Bus	EW	W-T
407 Toronto Rehab Centre Comm Link	EW	W-T























**List of rapid transit stations, with connecting routes**

**1 YONGE-UNIVERSITY-SPADINA SUBWAY**

Finch  	36, 39, 42, 53, 60, 97, 125, 199, GO buses, York Region Transit, VIVA, Brampton Transit
North York Centre  	97, GO buses
Sheppard-Yonge  	4, 84, 85, 97, 98, 196, GO buses
York Mills  	78, 95, 96, 97, 115, 122, 165, GO buses
Lawrence	52, 97, 124, 162
Eglinton  	5, 32, 34, 51, 54, 56, 61, 97, 100, 103
Davisville  	11, 14, 28, 97
St Clair  	74, 88, 97, 512
Summerhill	97
Rosedale	82, 97
Bloor-Yonge  	2, 97
Wellesley  	94, 97
College	97, 506
Dundas  	97, 505
Queen  	97, 141, 142, 143, 144, 501, 502
King	97, 503, 504, 508
Union  	6, 72 ✱, 97, 503, 509, 510, GO trains/buses
St Andrew (King Street)	503, 504, 508
Osgoode (Queen Street)  	141, 142, 143, 144, 501, 502
St Patrick (Dundas Street)	142, 505
Queen's Park (College Street)  	5, 142, 506
Museum	5, 94, 142
St George  	2, 26
Spadina *	2, 127, 510
Dupont	26, 127
St Clair West	7, 33, 90, 126, 512
Eglinton West  	32, 63, 109
Glencairn	14
Lawrence West  	52, 58, 59, 109, 400
Yorkdale	47, 109, GO buses, York Region Transit
Wilson	7, 29, 96, 104, 120, 160, 165
Downsview  	84, 101 ✱, 105, 106, 107, 108, 117, 196, VIVA







**2 BLOOR-DANFORTH SUBWAY**

Kipling  	30, 44, 45, 46, 49, 111, 112, 123, 191, 192, GO trains
Islington	37, 50, 110, Mississauga Transit
Royal York	15, 48, 73, 76
Old Mill	66
Jane  	26, 35, 55
Runnymede  	71, 77, 79
High Park	30
Keele	41, 80, 89









Dundas West  	40, 168, 193 ✱, 504, 505, GO trains
Lansdowne	47
Dufferin	29, 402
Ossington	63, 94, 161
Christie	126
Bathurst  	7, 511
Spadina   *	1, 127, 510
St George  	1, 26
Bay (Yorkville)	6
Bloor-Yonge  	1, 97
Sherbourne	75
Castle Frank  	65, 94
Broadview  	8, 62, 87, 100, 504, 505
Chester	
Pape	25, 72, 81
Donlands  	56, 83
Greenwood	31
Coxwell	22, 70
Woodbine	91, 92
Main Street  	20, 23, 62, 64, 87, 113, 135, 506, GO trains
Victoria Park  	12, 24, 67, 404
Warden	9, 16, 17, 68, 69, 70, 102, 135
Kennedy  	3, 12, 20, 21, 34, 43, 57, 86, 113, 116, 131, GO trains



\* No level access to 1 YONGE-UNIVERSITY-SPADINA subway platforms at Spadina Stn







**3 SCARBOROUGH RT**

Kennedy  	2, 12, 20, 21, 34, 43, 57, 86, 113, 116, 131, GO trains
Lawrence East  	54
Ellesmere	95
Midland	57
Scarborough Centre  	9, 16, 21, 38, 43, 129, 130, 131, 132, 133, 134, 169, 190, 199, GO buses
McCowan	9, 134









































**4 SHEPPARD SUBWAY**







Sheppard-Yonge  	1, 84, 85, 97, 98, 196, GO buses
Bayview  	11, 85
Leslie  	51, 85, GO trains
Bessarion  	85

Don Mills  	10, 24, 25, 85, 139, 167, 169, 190, 224, York Region Transit, VIVA
---	--

510 SPADINA streetcar and 509 HARBOURFRONT streetcar	
Spadina 	2, 127, 510
Queens Quay (Ferry Docks) 	6, 97, 509, 510
Union  	1, 6, 72, 97, 503, 509, 510, GO trains/buses
Exhibition  	29, 509, 511, GO trains

**GO TRAIN STATIONS SERVED BY TTC**

Toronto – Union Station  	See Union Station
Long Branch	110, 123, 501, 508, Mississauga Transit
Mimico	76
Exhibition  	29, 509, 511
Danforth  	See Main Street Station
Scarborough  	9, 12, 16, 20, 102, 113
Eglinton	9, 34, 86, 116
Guildwood  	86, 116
Rouge Hill  	38, 54, 85, Durham Region Transit
Malton  	58, Mississauga Transit
Etobicoke North  	37, 45, Mississauga Transit
Weston  	52, 58, 59, 79, 89
Bloor	See Dundas West Station
Maple  	107, York Region Transit
Rutherford  	107, York Region Transit
York University  	41
Old Cummer  	39, 42, 51
Oriole  	4, 10, 51, 85, 115, 169
Kipling	See Kipling Station
Mount Joy  	102, York Region Transit
Markham  	102, York Region Transit
Centennial  	129, York Region Transit
Milliken  	43, 53, 57, York Region Transit
Agincourt  	43, 57, 85
Kennedy  	See Kennedy Station

-  – Elevators to all levels
-  – Station fully accessible
-   – Level access to southbound platform (obstacles may exist at doors)
-   – Level access from street to accessible buses (obstacles may exist at doors)
- ✱ – Seasonal, special-event, or temporary construction service

Thirty of the TTC's 69 stations are accessible



Toronto Transit Commission  
**List of transit vehicles**

Type	Vehicle number series	Model	Vehicles in service	Garage/ Carhouse	Built	Seats	Length	Track Gauge	Accessible?	Air conditioned?	Fuel/ Propulsion	Manufacturer
Bus	1000-1149	Orion VII	150	Mal, MtD	2006	38	12 m	-	Low floor &	Yes	Diesel-electric	Orion Bus Industries
Bus	1200-1423	Orion VII "Next Gen"	224	Arw, MtD, Wil	2007-2008	36	12 m	-	Low floor &	Yes	Diesel-electric	Daimler Buses North America
Bus	1500-1689	Orion VII "Next Gen"	189	MtD	2008	36	12 m	-	Low floor &	Yes	Diesel-electric	Daimler Buses North America
Bus	1700-1829	Orion VII "Next Gen"	130	Mal, Wil	2009	36	12 m	-	Low floor &	Yes	Diesel-electric	Daimler Buses North America
Bus	7000-7134	Orion V	135	Mal	1996	36	12 m	-	Lift &H	Yes	Diesel	Orion Bus Industries
Bus	7200-7251	RTS	52	Arw	1998	39	12 m	-	Lift &H	Yes	Diesel	Nova Bus
Bus	7300-7350	D40LF	50	Qsy	1998-1999	35	12 m	-	Low floor &	Yes	Diesel	New Flyer Industries
Bus	7400-7882	Orion VII	482	Bir, Egl	2002-2005	38	12 m	-	Low floor &	Yes	Diesel	Orion Bus Industries
Bus	7900-7979	Orion VII	80	Arw	2006	38	12 m	-	Low floor &	Yes	Diesel	Orion Bus Industries
Bus	8000-8099	Orion VII	100	Qsy	2007	38	12 m	-	Low floor &	Yes	Diesel	DaimlerChrysler CBNA
Bus	8100-8219	Orion VII "Next Gen"	120	Bir, Wil	2010	36	12 m	-	Low floor &	Yes	Diesel	Daimler Buses North America
Bus	8300-8334	Orion VII "Next Gen"	35	Wil	2011	36	12 m	-	Low floor &	Yes	Diesel	Daimler Buses North America
Bus	8335-8394	Orion VII "Next Gen"	7 of 60 <sup>2</sup>	Wil	2011-2012	36	12 m	-	Low floor &	Yes	Diesel	Daimler Buses North America
Bus	9400-9449	Orion V	50	Wil	1996	37	12 m	-	Lift &H	Yes	Diesel	Orion Bus Industries
Community Bus	9700-9706	Orion II	7	W-T	1991	17	8 m	-	Low floor &	Yes	Diesel	Ontario Bus Industries
Wheel-Trans Bus	9751-9889	ELF	138	W-T	1999-2003	5	7 m	-	Low floor &	Yes	Diesel	Overland Custom Coach
Wheel-Trans Bus	W100-W209	The Friendly Bus	110 <sup>2</sup>	W-T	2009-2010	8	8 m	-	Low floor &	Yes	Diesel	American Bus Products Inc.
Streetcar	4000-4199	CLRV L-1, L-2	195	Ron, Rus	1977-1981	42-46	15 m	1495 mm	No	1 of 195	Electric	UTDC/SIG/Hawker Siddeley
Streetcar	4200-4251	ALRV L-3	52	Ron, Rus	1987-1989	61	23 m	1495 mm	No	No	Electric	UTDC/Can Car Rail
Streetcar	-	FLEXITY	0 of 189 <sup>1</sup>	-	2012-2018	70	30 m	1495 mm	Low floor &	Yes	Electric	Bombardier Inc.
Light rail car	-	FLEXITY	0 of 183 <sup>3</sup>	-	2013-2020	60	30 m	1435 mm	Low floor &	Yes	Electric	Bombardier Inc.
Rapid transit car	3000-3027	S-1	28	McCowan	1983-1986	30	13 m	1435 mm	Level boarding &	Yes	Electric	UTDC/Metro Canada Ltd.
Subway car	5000-5371	T-1	370	GrnSub/WilSub	1995-2001	66	23 m	1495 mm	Level boarding &	Yes	Electric	Bombardier Inc.
Subway car	5381-6076	Toronto Rocket	420 <sup>2</sup>	WilSub	2009-2013	60-68	23 m	1495 mm	Level boarding &	Yes	Electric	Bombardier Inc.
Subway car	5670-5807	H-5	134 <sup>4</sup>	WilSub	1976-1979	76	23 m	1495 mm	Level boarding &	Yes	Electric	Hawker Siddeley
Subway car	5810-5935	H-6	126	GrnSub	1986-1989	76	23 m	1495 mm	Level boarding &	Yes	Electric	UTDC/Can Car Rail

Updated February 24, 2012. Sources: *Bus Maintenance Department Active Bus Allocation* and *Vehicle Roster Lists – Surface Vehicle Engineering*.

Abbreviations

Arw ..... Arrow Road      GrnSub..... Greenwood Subway      Qsy..... Queensway      WilSub ..... Wilson Subway  
 Bir ..... Birchmount      Mal ..... Malvern      Ron..... Roncesvalles      W-T ..... Wheel-Trans  
 Egl ..... Eglinton      MtD ..... Mount Dennis      Rus..... Russell      Wil..... Wilson Bus

"Vehicles in service" notes

1. Approved by Commission for future delivery.
2. Deliveries of new vehicles in progress.
3. Ordered by Metrolinx for future delivery.
4. Retirements of these vehicles in progress.