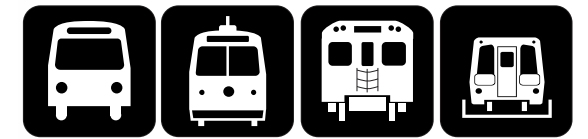




TORONTO TRANSIT COMMISSION



# Service Summary

November 18, 2012  
to  
January 5, 2013

Available Online



## SERVICE SUMMARY – Introduction

This is a summary of all transit service operated by the Toronto Transit Commission for the period indicated. All rapid transit, streetcar, bus, and community bus routes and services are listed. The summary identifies the routes, gives the names and destinations, the garage or carhouse from which the service is operated, the characteristics of the service, and the times of the first and last trips on each route. The headway operated on each route is shown, together with the combined or average headway on the route, if more than one branch is operated. The number and type of vehicles operated on the route are listed, as well as the round-trip driving time, the total terminal time, and the average speed of the route (driving time only, not including terminal time).

The first and last trip times shown are the departure times for the first or last trip which covers the entire branch. In some cases, earlier or later trips are operated which cover only part of the routing, and the times for these trips are not shown.

Additional notes are shown for routes which interline with other routes, which are temporarily operating over different routings, or which are temporarily operating with buses instead of streetcars.

Headways are shown in minutes and seconds. Running times and terminal times are shown in minutes. Distances are shown in kilometres, and speeds are shown in kilometres per hour.

The map on the cover is a current map of the TTC route network for the period covered by this summary.

At the end of the document is a summary of the number of vehicles and trains operated, by time period, a list of all TTC routes (in alphabetical order, in numerical order, and grouped by division), a list of all connections at rapid transit stations, and a list of transit vehicles.

This Service Summary covers the November 18 – December 22 and December 23 – January 5 board periods. During the latter period, a revised service will be operated, the details of which are not shown in this document.

This document is available on the ttc.ca Internet web site at:

[http://www3.ttc.ca/About\\_the\\_TTC/Transit\\_Planning/index.jsp](http://www3.ttc.ca/About_the_TTC/Transit_Planning/index.jsp)

and on the internal TTC Intranet (TTC computers only) at:

<http://home.ttc/serviceplanning/> then "Route and System Information"

### TTC board periods in 2012

January 8 to February 11, 2012

February 12 to March 24, 2012

March 25 to May 5, 2012

May 6 to June 16, 2012

June 17 to July 28, 2012

July 29 to September 1, 2012

September 2 to October 6, 2012

October 7 to November 17, 2012

November 18 to December 22, 2012

December 23, 2012 to January 5, 2013

### TTC board periods in 2013

January 6 to February 16, 2013

February 17 to March 30, 2013

March 31 to May 11, 2013

May 12 to June 22, 2013

June 23 to August 3, 2013

August 4 to August 31, 2013

September 1 to October 12, 2013

October 13 to November 23, 2013

November 24 to December 21, 2013

December 22, 2013 to January 4, 2014

## Abbreviations

Avg spd .... Average speed (km/h)	NB .....	Northbound
Dep..... Departure	SB.....	Southbound
RT..... Round trip	EB.....	Eastbound
Term..... Terminal time	WB.....	Westbound
Veh type... Vehicle type	♿.....	Accessible service

## Division abbreviations

Arw..... Arrow Road	Mal..... Malvern	Rus..... Russell
Bir..... Birchmount	MtD..... Mount Dennis	Wil..... Wilson Bus
DanSub.... Danforth Subway	Qsy..... Queensway	WilSub..... Wilson Subway
Egl..... Eglinton	Ron..... Roncesvalles	W-T..... Wheel-Trans

## Vehicle abbreviations

6carHT..... Six-car train of H- or T- or TR-series 23-metre subway cars
4carT..... Four-car train of T-series 23-metre subway cars
4carS..... Four-car train of S-series 13-metre Scarborough RT cars
CLRV..... 15-metre high-floor streetcar ( <i>Canadian Light Rail Vehicle</i> )
ALRV..... Articulated 23-metre high-floor streetcar ( <i>Articulated Light Rail Vehicle</i> )
LF..... 12-metre low-floor accessible bus ( <i>New Flyer D40LF, Orion VII</i> )
Lift..... 12-metre high-floor lift-equipped accessible bus ( <i>Orion V with lift and Nova RTS with lift</i> )
CB..... 8-metre low-floor accessible Community Bus ( <i>Orion II</i> )
WT..... 7- or 8-metre low-floor accessible Wheel-Trans bus ( <i>Elf, Friendly Bus</i> )

## Time period definitions

Service is shown by time period. The approximate times for these periods are listed below. Some variation exists between routes, and these times should be used as a guide only.

MONDAY TO FRIDAY	SATURDAY and SUNDAY
Morning peak period ..... 600a to 900a	Early morning ..... 600a to 800a
Midday ..... 900a to 300p	Morning ..... 800a to 1200noon
Afternoon peak period ..... 300p to 700p	Afternoon ..... 1200noon to 700p
Early evening ..... 700p to 1000p	Early evening ..... 700p to 1000p
Late evening ..... 1000p to 100a	Late evening ..... 1000p to 100a
Overnight..... 200a to 500a	Overnight ..... 200a to 500a (900a Sundays)

## Holiday service in 2012

New Year's Day, Sunday, Jan. 1, 2012..... Sunday service	Simcoe Day, Monday, August 6..... Holiday service
Monday, January 2, 2012 ..... Holiday service	Labour Day, Monday, September 3 ..... Holiday service
Family Day, Monday, February 20 ..... Holiday service	Thanksgiving Day, Monday, Oct. 8 ..... Holiday service
Good Friday, Friday, April 6 ..... Holiday service	Christmas Day, Tuesday, Dec. 25 ..... Sunday service
Victoria Day, Monday, May 21..... Holiday service	Boxing Day Wednesday, Dec. 26 ..... Holiday service
Canada Day, Sunday, July 1..... Sunday service	New Year's Day, Tuesday, Jan. 1, 2013.. Sunday service
Monday, July 2 ..... Holiday service	

"Holiday service" means that routes which operate on Sundays will operate at the same levels of service as on Sundays, but service will start earlier in the morning, at about the same time as on Saturdays.



**TORONTO TRANSIT COMMISSION**

**SERVICE SUMMARY**

November 18, 2012 to January 5, 2013

Route	RT dist (km) and date of last change	Veh type	No. of Veh	Service interval	Run time (min)	Term time (min)	Avg spd (km/h)	Veh type	No. of Veh	Service interval	Run time (min)	Term time (min)	Avg spd (km/h)	Veh type	No. of Veh	Service interval	Run time (min)	Term time (min)	Avg spd (km/h)	Veh type	No. of Veh	Service interval	Run time (min)	Term time (min)	Avg spd (km/h)	Veh type	No. of Veh	Service interval	Run time (min)	Term time (min)	Avg spd (km/h)	First dep NB or WB	First dep SB or EB	Last dep NB or WB	Last dep SB or EB				
<b>RAPID TRANSIT SERVICES</b>																																							
<b>2 BLOOR-DANFORTH</b>	DanSub																																						
<b>Monday to Friday</b>	04-Sep-12	Monday-Friday morning peak period				Monday-Friday midday				Monday-Friday afternoon peak period				Monday-Friday early evening				Monday-Friday late evening																					
2 Kipling Stn – Kennedy Stn	52.46	6carHT	43	2 ' 21 "	101	0	31.2	6carHT	27	3 ' 50 "	103	0	30.6	6carHT	40	2 ' 30 "	100	0	31.5	6carHT	25	3 ' 58 "	99	0	31.8	6carHT	20	4 ' 52 "	97	0	32.4	543a	541a	131a	131a				
<b>Saturday</b>	19-May-07	Saturday early morning				Saturday morning				Saturday afternoon				Saturday early evening				Saturday late evening																					
2 Kipling Stn – Kennedy Stn	52.46	6carHT	20	4 ' 52 "	97	0	32.3	6carHT	20	4 ' 52 "	97	0	32.3	6carHT	21	4 ' 43 "	99	0	31.8	6carHT	20	4 ' 52 "	97	0	32.3	6carHT	20	4 ' 52 "	97	0	32.3	548a	548a	131a	131a				
<b>Sunday</b>	13-May-07	Sunday morning				Sunday afternoon				Sunday early evening				Sunday late evening																									
2 Kipling Stn – Kennedy Stn	52.46	6carHT	20	4 ' 52 "	97	0	32.3	6carHT	20	4 ' 52 "	97	0	32.3	6carHT	20	4 ' 52 "	97	0	32.3	6carHT	20	4 ' 52 "	97	0	32.3	6carHT	20	4 ' 52 "	97	0	32.3	848a	848a	131a	131a				
<b>300 BLOOR-DANFORTH</b>	MtD/Bir/Egl/Qsy																																						
<b>Overnight, 7 days a week</b>	02-Sep-12	Monday-Friday overnight				Saturday overnight				Sunday overnight				Sunday morning 600a-900a																									
300 West Mall – Warden	50.95	LF	4	30 ' 00 "	120	0	25.5	LF	4	30 ' 00 "	120	0	25.5	LF	4	30 ' 00 "	120	0	25.5	LF	10	12 ' 00 "	120	0	25.5														
300A Pearson Airport – Warden	75.97	LF	5	30 ' 00 "	150	0	30.4	LF	5	30 ' 00 "	150	0	30.4	LF	5	30 ' 00 "	150	0	30.4	LF	13	12 ' 00 "	150	6	30.4														
Combined/Average			9	15 ' 00 "				9	15 ' 00 "				9	15 ' 00 "					23	6 ' 00 "																			
<b>3 SCARBOROUGH RT</b>	DanSub																																						
<b>Monday to Friday</b>	04-Sep-12	Monday-Friday morning peak period				Monday-Friday midday				Monday-Friday afternoon peak period				Monday-Friday early evening				Monday-Friday late evening																					
3 Kennedy Stn – McCowan Stn	12.81	4carS	6	4 ' 30 "	27	0	28.5	4carS	4	6 ' 45 "	27	0	28.5	4carS	6	4 ' 30 "	27	0	28.5	4carS	4	6 ' 45 "	27	0	28.5	4carS	4	6 ' 45 "	27	0	28.5	545a	600a	116a	130a				
<b>Saturday</b>	08-Sep-12	Saturday early morning				Saturday morning				Saturday afternoon				Saturday early evening				Saturday late evening																					
3 Kennedy Stn – McCowan Stn	12.81	4carS	4	6 ' 45 "	27	0	28.5	4carS	4	6 ' 45 "	27	0	28.5	4carS	4	6 ' 45 "	27	0	28.5	4carS	4	6 ' 45 "	27	0	28.5	4carS	4	6 ' 45 "	27	0	28.5	548a	602a	116a	130a				
<b>Sunday</b>	02-Sep-12	Sunday morning				Sunday afternoon				Sunday early evening				Sunday late evening																									
3 Kennedy Stn – McCowan Stn	12.81	4carS	4	6 ' 45 "	27	0	28.5	4carS	4	6 ' 45 "	27	0	28.5	4carS	4	6 ' 45 "	27	0	28.5	4carS	4	6 ' 45 "	27	0	28.5					858a 911a 116a 130a McCowan to Kennedy is WB; Kennedy to McCowan is EB									
<b>4 SHEPPARD SUBWAY</b>	WilSub																																						
<b>Monday to Friday</b>	25-Nov-02	Monday-Friday morning peak period				Monday-Friday midday				Monday-Friday afternoon peak period				Monday-Friday early evening				Monday-Friday late evening																					
4 Sheppard-Yonge Stn – Don Mills Stn	10.94	4carT	4	5 ' 30 "	22	0	29.8	4carT	4	5 ' 30 "	22	0	29.8	4carT	4	5 ' 30 "	22	0	29.8	4carT	4	5 ' 30 "	22	0	29.8	4carT	4	5 ' 30 "	22	0	29.8	531a	542a	225a	214a				
<b>Saturday</b>	30-Nov-02	Saturday early morning				Saturday morning				Saturday afternoon				Saturday early evening				Saturday late evening																					
4 Sheppard-Yonge Stn – Don Mills Stn	10.94	4carT	4	5 ' 30 "	22	0	29.8	4carT	4	5 ' 30 "	22	0	29.8	4carT	4	5 ' 30 "	22	0	29.8	4carT	4	5 ' 30 "	22	0	29.8	4carT	4	5 ' 30 "	22	0	29.8	547a	558a	225a	214a				
<b>Sunday</b>	24-Nov-02	Sunday morning				Sunday afternoon				Sunday early evening				Sunday late evening																									
4 Sheppard-Yonge Stn – Don Mills Stn	10.94	4carT	4	5 ' 30 "	22	0	29.8	4carT	4	5 ' 30 "	22	0	29.8	4carT	4	5 ' 30 "	22	0	29.8	4carT	4	5 ' 30 "	22	0	29.8	4carT	4	5 ' 30 "	22	0	29.8	849a	900a	225a	214a				

**TORONTO TRANSIT COMMISSION****SERVICE SUMMARY**

November 18, 2012 to January 5, 2013

Route	RT dist (km) and date of last change	Veh type	No. of Veh	Service interval	Run time (min)	Term time (min)	Avg spd (km/h)	Veh type	No. of Veh	Service interval	Run time (min)	Term time (min)	Avg spd (km/h)	Veh type	No. of Veh	Service interval	Run time (min)	Term time (min)	Avg spd (km/h)	Veh type	No. of Veh	Service interval	Run time (min)	Term time (min)	Avg spd (km/h)	Veh type	No. of Veh	Service interval	Run time (min)	Term time (min)	Avg spd (km/h)	First dep NB or WB	First dep SB or EB	Last dep NB or WB	Last dep SB or EB																				
<b>1 YONGE-UNIVERSITY-SPADINA SUBWAY</b>	W/ILSub/Egl/MtD/Wil	Temporary late evening closure for tunnel liner replacement, Sunday to Friday. Trains replaced by buses north of Eglinton Station after approximately 12:30 a.m.																																																					
<b>Monday to Friday</b>	04-Sep-12	Monday-Friday morning peak period						Monday-Friday midday						Monday-Friday afternoon peak period						Monday-Friday early evening						Monday-Friday late evening																													
1 Finch Stn – Downsview Stn	60.45	6carHT	25	4 ' 42 "	118	0	30.9	6carHT	32	3 ' 42 "	118	0	30.7	6carHT	47	2 ' 31 "	118	0	30.7	6carHT	30	3 ' 50 "	115	0	31.6	6carHT	23	4 ' 52 "	112	0	32.4	603a	540a	1141p	1215a																				
1 Finch Stn – St Clair West Stn	45.06	6carHT	19	4 ' 42 "	89	0	30.3																																																
<b>Gap Trains</b>		6carHT	4	<b>Gap Trains</b>																																																			
1 Eglinton Stn – Downsview Stn	43.46																															6carHT	18	4 ' 52 "	88	0	29.8					118a	128a												
1 Eglinton Stn – Finch Stn replacement bus	22.49																															LF	18	3 ' 00 "	54	0	25.0					1213a	1208a	210a	150a										
Combined/Average		48						32						49						30																																			
<b>Saturday</b>	06-Sep-08	Saturday early morning						Saturday morning						Saturday afternoon						Saturday early evening						Saturday late evening																													
1 Finch Stn – Downsview Stn	60.45	6carHT	23	4 ' 52 "	112	0	32.4	6carHT	28	4 ' 03 "	113	0	32.0	6carHT	28	4 ' 03 "	113	0	32.0	6carHT	23	4 ' 52 "	112	0	32.4	6carHT	23	4 ' 52 "	112	0	32.4	600a	557a	118a	116a																				
<b>Sunday</b>	04-Sep-11	Sunday morning						Sunday afternoon						Sunday early evening						Sunday late evening																																			
1 Finch Stn – Downsview Stn	60.45	6carHT	25	4 ' 30 "	113	0	32.2	6carHT	25	4 ' 30 "	113	0	32.2	6carHT	23	4 ' 52 "	112	0	32.4	6carHT	23	4 ' 52 "	112	0	32.4	6carHT	23	4 ' 52 "	112	0	32.4	900a	857a	1141p	1215a																				
1 Eglinton Stn – Downsview Stn	43.46																															6carHT	18	4 ' 52 "	88	0	29.8					118a	128a												
1 Eglinton Stn – Finch Stn replacement bus	22.49																															LF	12	4 ' 30 "	54	0	25.0					1213a	1208a	210a	150a										
Finch to Downsview is SB; Downsview to Finch is NB																																																							
<b>320 YONGE</b>	Egl/MtD/Wil	Monday-Friday overnight 130a-330a																																																					
<b>Overnight, Monday to Friday</b>	07-Sep-10	Monday-Friday overnight 130a-330a						Monday-Friday overnight 330a-600a																																															
320 Queens Quay – Steeles	35.97	LF	13	7 ' 00 "	91	0	23.7	LF	6	15 ' 00 "	90	0	24.0																																										
320A Queens Quay – York Mills Stn	23.77	LF	9	7 ' 00 "	63	0	22.6	6						15 ' 00 "																																									
Additional service operates 500a to 600a																																																							
<b>Overnight, Saturday</b>	11-Sep-10	Saturday overnight 130a-330a						Saturday overnight 330a-600a																																															
320 Queens Quay – Steeles	35.97	LF	10.5	8 ' 40 "	91	0	23.7	LF	6	15 ' 00 "	90	0	24.0																																										
320A Queens Quay – York Mills Stn	23.99	LF	7.5	8 ' 40 "	64	1	22.5	6						15 ' 00 "																																									
Additional service operates 500a to 600a																																																							
<b>Overnight, Sunday</b>	02-Sep-12	Sunday overnight 130a-330a						Sunday overnight 330a-600a						Sunday morning 600a-900a																																									
320 Queens Quay – Steeles	35.97	LF	6	15 ' 00 "	90	0	24.0	LF	6	15 ' 00 "	90	0	24.0	LF	16	6 ' 00 "	96	0	22.5																																				
320A Queens Quay – York Mills Stn	23.99	6						15 ' 00 "						6						15 ' 00 "						11						6 ' 00 "						64						2						22.5					
Additional service operates 500a to 600a																																																							
27																																																							
3 ' 00 "																																																							



**TORONTO TRANSIT COMMISSION**

**SERVICE SUMMARY**

November 18, 2012 to January 5, 2013

Route	RT dist (km) and date of last change	Veh type	No. of Veh	Service interval	Run time (min)	Term time (min)	Avg spd (km/h)	Veh type	No. of Veh	Service interval	Run time (min)	Term time (min)	Avg spd (km/h)	Veh type	No. of Veh	Service interval	Run time (min)	Term time (min)	Avg spd (km/h)	Veh type	No. of Veh	Service interval	Run time (min)	Term time (min)	Avg spd (km/h)	Veh type	No. of Veh	Service interval	Run time (min)	Term time (min)	Avg spd (km/h)	First dep NB or WB	First dep SB or EB	Last dep NB or WB	Last dep SB or EB
-------	--------------------------------------	----------	------------	------------------	----------------	-----------------	----------------	----------	------------	------------------	----------------	-----------------	----------------	----------	------------	------------------	----------------	-----------------	----------------	----------	------------	------------------	----------------	-----------------	----------------	----------	------------	------------------	----------------	-----------------	----------------	--------------------	--------------------	-------------------	-------------------

**STREETCAR SERVICES**

<b>511 BATHURST</b>	Ron	Includes additional service due to Waterfront Toronto construction on the 509 HARBOURFRONT route.																																		
<b>Monday to Friday</b>	04-Sep-12	Monday-Friday morning peak period							Monday-Friday midday							Monday-Friday afternoon peak period							Monday-Friday early evening							Monday-Friday late evening						
511 Bathurst Stn – Exhibition	9.41	CLRV	13	4 ' 00 "	46	6	12.3	CLRV	13	4 ' 00 "	48	4	11.8	CLRV	14	4 ' 00 "	48	8	11.8	CLRV	9	5 ' 15 "	44	4	13.0	CLRV	7	6 ' 00 "	40	2	14.1	520a	520a	130a	130a	
<b>Saturday</b>	08-Sep-12	Saturday early morning							Saturday morning							Saturday afternoon							Saturday early evening							Saturday late evening						
511 Bathurst Stn – Exhibition	9.41	CLRV	8	5 ' 15 "	42	0	13.4	CLRV	12	4 ' 15 "	46	5	12.3	CLRV	12	4 ' 15 "	46	5	12.3	CLRV	9	5 ' 20 "	43	5	13.1	CLRV	8	5 ' 30 "	40	4	14.1	523a	501a	132a	128a	
<b>Sunday</b>	02-Sep-12	Sunday morning							Sunday afternoon							Sunday early evening							Sunday late evening													
511 Bathurst Stn – Exhibition	9.41								CLRV	7	7 ' 00 "	45	4	12.5	CLRV	9	5 ' 30 "	45	5	12.5	CLRV	6	7 ' 00 "	40	2	14.1	CLRV	6	7 ' 00 "	40	2	14.1	850a	828a	130a	130a
Overnight service on Bathurst Street provided by 310 BATHURST																																				

<b>506 CARLTON</b>	Ron/Rus																																			
<b>Monday to Friday</b>	09-Oct-12	Monday-Friday morning peak period							Monday-Friday midday							Monday-Friday afternoon peak period							Monday-Friday early evening							Monday-Friday late evening						
506 High Park – Main Street Stn	29.63	CLRV	32	3 ' 45 "	117	3	15.2	CLRV	25	5 ' 15 "	124	8	14.4	CLRV	27	5 ' 00 "	127	8	14.0	CLRV	16	7 ' 30 "	117	3	15.2	CLRV	11	10 ' 00 "	106	4	16.8	530a	515a	1207a	100a	
<b>Saturday</b>	13-Oct-12	Saturday early morning							Saturday morning							Saturday afternoon							Saturday early evening							Saturday late evening						
506 High Park – Main Street Stn	29.63	CLRV	14	7 ' 09 "	100	0	17.8	CLRV	16	7 ' 00 "	110	2	16.2	CLRV	20	6 ' 20 "	123	4	14.5	CLRV	13	8 ' 30 "	110	1	16.2	CLRV	11	10 ' 00 "	106	4	16.8	543a	518a	1207a	100a	
<b>Sunday</b>	29-Jul-12	Sunday early morning							Sunday morning							Sunday afternoon							Sunday early evening							Sunday late evening						
506 High Park – Main Street Stn	29.63	CLRV	9	10 ' 00 "	90	0	19.8	CLRV	12	8 ' 00 "	95	1	18.7	CLRV	16	7 ' 20 "	115	2	15.5	CLRV	10	11 ' 00 "	110	0	16.2	CLRV	9	11 ' 00 "	99	0	18.0	530a	533a	1207a	1256a	

<b>306 CARLTON</b>	Ron/Rus																												
<b>Overnight, 7 days a week</b>	02-Sep-12	Monday-Friday overnight							Saturday overnight							Sunday overnight													
306 Dundas West Stn – Main Street Stn	29.63	CLRV	3	30 ' 00 "	90	0	19.8	CLRV	3	30 ' 00 "	90	0	19.8	CLRV	3	30 ' 00 "	90	0	19.8										

<b>502 DOWNTOWNER and 503 KINGSTON RD</b>	Rus																													
<b>Monday to Friday</b>	19-Nov-12	Monday-Friday morning peak period							Monday-Friday midday							Monday-Friday afternoon peak period														
502 McCaul – Victoria Park	20.91	CLRV	7	12 ' 00 "	84	0	14.9	CLRV	4	20 ' 00 "	80	0	15.7	CLRV	7	12 ' 00 "	84	0	14.9											
503 York – Victoria Park	17.94	CLRV	6	12 ' 00 "	72	0	15.0								CLRV	6	12 ' 00 "	72	0	15.0										
			<b>13 6 ' 00 "</b>								<b>4 20 ' 00 "</b>								<b>13 6 ' 00 "</b>											

Evening and weekend service on Kingston Road provided by 22 COXWELL.

Overnight service on Kingston Road provided by 322 COXWELL.

<b>505 DUNDAS</b>	Ron/Rus																																			
<b>Monday to Friday</b>	09-Oct-12	Monday-Friday morning peak period							Monday-Friday midday							Monday-Friday afternoon peak period							Monday-Friday early evening							Monday-Friday late evening						
505 Dundas West Stn – Broadview Stn	21.47	CLRV	19	5 ' 15 "	94	6	13.7	CLRV	16	6 ' 30 "	96	8	13.4	CLRV	20	5 ' 20 "	100	7	12.9	CLRV	11	8 ' 00 "	83	5	15.5	CLRV	7	12 ' 00 "	78	6	16.5	520a	520a	1253a	1249a	
<b>Saturday</b>	13-Oct-12	Saturday early morning							Saturday morning							Saturday afternoon							Saturday early evening							Saturday late evening						
505 Dundas West Stn – Broadview Stn	21.47	CLRV	9	10 ' 00 "	84	6	15.3	CLRV	16	6 ' 45 "	104	4	12.4	CLRV	21	5 ' 30 "	105	11	12.3	CLRV	8	12 ' 00 "	91	5	14.2	CLRV	6	14 ' 00 "	78	6	16.5	527a	536a	1251a	1251a	
<b>Sunday</b>	07-Oct-12	Sunday early morning							Sunday morning							Sunday afternoon							Sunday early evening							Sunday late evening						
505 Dundas West Stn – Broadview Stn	21.47	CLRV	4	20 ' 00 "	80	0	16.1	CLRV	12	8 ' 00 "	92	4	14.0	CLRV	17	6 ' 00 "	94	8	13.7	CLRV	8	12 ' 00 "	91	5	14.2	CLRV	6	14 ' 00 "	78	6	16.5	530a	530a	1246a	1249a	



**TORONTO TRANSIT COMMISSION**

**SERVICE SUMMARY**

November 18, 2012 to January 5, 2013

Route	RT dist (km) and date of last change	Veh type	No. of Veh	Service interval	Run time (min)	Term time (min)	Avg spd (km/h)	Veh type	No. of Veh	Service interval	Run time (min)	Term time (min)	Avg spd (km/h)	Veh type	No. of Veh	Service interval	Run time (min)	Term time (min)	Avg spd (km/h)	Veh type	No. of Veh	Service interval	Run time (min)	Term time (min)	Avg spd (km/h)	Veh type	No. of Veh	Service interval	Run time (min)	Term time (min)	Avg spd (km/h)	First dep NB or WB	First dep SB or EB	Last dep NB or WB	Last dep SB or EB													
<b>509 HARBOURFRONT</b>	Bir/Egl	Full bus replacement due to Waterfront Toronto Queens Quay West reconstruction project.																																														
<b>Monday to Friday</b>	09-Oct-12	Monday-Friday morning peak period						Monday-Friday midday						Monday-Friday afternoon peak period						Monday-Friday early evening						Monday-Friday late evening																						
509 Exhibition – Union Station	9.30	LF	19	2 ' 45 "	50	3	11.2	LF	13	4 ' 00 "	50	2	11.2	LF	21	2 ' 30 "	50	3	11.2	LF	13	3 ' 45 "	46	3	12.1	LF	9	5 ' 00 "	42	3	13.3	600a	548a	116a	122a													
<b>Saturday</b>	13-Oct-12	Saturday early morning						Saturday morning						Saturday afternoon						Saturday early evening						Saturday late evening																						
509 Exhibition – Union Station	9.30	LF	7	5 ' 30 "	38	1	14.7	LF	12	4 ' 15 "	50	1	11.2	LF	17	3 ' 00 "	50	1	11.2	LF	12	4 ' 20 "	50	2	11.2	LF	8	5 ' 45 "	46	0	12.1	610a	550a	115a	120a													
<b>Sunday</b>	07-Oct-12	Sunday early morning						Sunday morning						Sunday afternoon						Sunday early evening						Sunday late evening																						
509 Exhibition – Union Station	9.30							LF	10	4 ' 15 "	42	1	13.3	LF	15	3 ' 20 "	48	2	11.6	LF	12	4 ' 00 "	46	2	12.1	LF	8	5 ' 40 "	44	1	12.7	842a	845a	115a	120a													
509 Spadina – Union Station	4.33	LF	4	6 ' 00 "	21	3	12.4																																									
<b>504 KING</b>	Ron/Rus																																															
<b>Monday to Friday</b>	09-Oct-12	Monday-Friday morning peak period						Monday-Friday midday						Monday-Friday afternoon peak period						Monday-Friday early evening						Monday-Friday late evening																						
504 Dundas West Stn–Broadview Stn	25.62	CLRV	29	4 ' 00 "	108	8	14.2	CLRV	29	3 ' 45 "	102	7	15.1	CLRV	43	2 ' 50 "	116	6	13.3	CLRV	24	4 ' 15 "	97	5	15.8	CLRV	14	6 ' 45 "	90	5	17.1	500a	457a	205a	205a													
504 Dundas West Stn–Broadview Stn	25.62	ALRV	7	<b>trips</b>																																												
504 Dundas West Stn–Broadview Stn	25.62	CLRV	12	<b>trips</b>																																												
		Combined/Average		<b>48</b>																																												
See also 508 LAKE SHORE																																																
<b>Saturday</b>	13-Oct-12	Saturday early morning						Saturday morning						Saturday afternoon						Saturday early evening						Saturday late evening																						
504 Dundas West Stn–Broadview Stn	25.62	CLRV	10	10 ' 00 "	95	5	16.2	CLRV	13	8 ' 20 "	99	10	15.6	CLRV	25	4 ' 15 "	99	8	15.6	CLRV	16	6 ' 30 "	99	5	15.5	CLRV	11	8 ' 45 "	88	9	17.5	500a	455a	230a	250a													
<b>Sunday</b>	07-Oct-12	Sunday early morning						Sunday morning						Sunday afternoon						Sunday early evening						Sunday late evening																						
504 Dundas West Stn–Broadview Stn	25.62	CLRV	9	10 ' 00 "	90	0	17.1	CLRV	19	5 ' 20 "	97	5	15.9	CLRV	17	6 ' 15 "	97	9	15.8	CLRV	10	9 ' 30 "	88	7	17.5	CLRV	9	10 ' 00 "	88	2	17.5	520a	520a	220a	215a													
Overnight service on Roncesvalles Avenue provided by 313 JANE and overnight service on Broadview Avenue provided by 303 DON MILLS																																																
<b>503 KINGSTON RD</b>	Rus																																															
503 York – Victoria Park		See 502 DOWNTOWNER																																														
<b>508 LAKE SHORE</b>	Ron																																															
<b>Monday to Friday</b>	04-Sep-12	Monday-Friday morning peak period						Monday-Friday afternoon peak period																																								
508 Long Branch – Parliament	18.80	CLRV	3	<b>Three EB trips</b>																																												
508 Church – Long Branch	17.40													CLRV	4	<b>Four WB trips</b>																																
<b>501 QUEEN</b>	Ron/Rus																																															
<b>Monday to Friday</b>	09-Oct-12	Monday-Friday morning peak period						Monday-Friday midday						Monday-Friday afternoon peak period						Monday-Friday early evening						Monday-Friday late evening																						
501 Long Branch – Neville Park	48.86	ALRV	18	10 ' 20 "	180	6	16.3	ALRV	15	13 ' 00 "	185	10	15.8	ALRV	20	10 ' 15 "	190	15	15.4	ALRV	14	14 ' 00 "	185	11	15.8	ALRV	8	20 ' 00 "	160	0	18.3	510a	523a	1245a	1245a													
501 Humber – Neville Park	33.31	ALRV	13	10 ' 20 "	130	5	15.4	ALRV	11	13 ' 00 "	136	7	14.7	ALRV	14	10 ' 15 "	138	6	14.5	ALRV	10	14 ' 00 "	136	4	14.7	ALRV	6	20 ' 00 "	116	4	17.2	457a	500a	1255a	1257a													
		Combined/Average		<b>31 5 ' 10 "</b>			<b>26 6 ' 30 "</b>			<b>34 5 ' 08 "</b>			<b>24 7 ' 00 "</b>			<b>14 10 ' 00 "</b>																																
<b>Saturday</b>	13-Oct-12	Saturday early morning						Saturday morning						Saturday afternoon						Saturday early evening						Saturday late evening																						
501 Long Branch – Neville Park	48.86	ALRV	11	15 ' 00 "	155	10	18.9	ALRV	14	13 ' 45 "	176	17	16.7	ALRV	20	10 ' 00 "	188	12	15.6	ALRV	12	15 ' 00 "	170	10	17.2	ALRV	9.5	18 ' 00 "	160	11	18.3	457a	526a	1248a	1229a													
501 Humber – Neville Park	33.31	ALRV	8	15 ' 00 "	110	10	18.2	ALRV	10	13 ' 45 "	126	12	15.9	ALRV	15	10 ' 00 "	136	14	14.7	ALRV	9	15 ' 00 "	122	13	16.4	ALRV	6.5	18 ' 00 "	115	2	17.4	512a	500a	1257a	100a													
		Combined/Average		<b>19 7 ' 30 "</b>			<b>24 6 ' 53 "</b>			<b>35 5 ' 00 "</b>			<b>21 7 ' 30 "</b>			<b>16 9 ' 00 "</b>																																
<b>Sunday</b>	07-Oct-12	Sunday early morning						Sunday morning						Sunday afternoon						Sunday early evening						Sunday late evening																						
501 Long Branch – Neville Park	48.86	ALRV	8	20 ' 00 "	156	4	18.8	ALRV	9	19 ' 30 "	166	10	17.7	ALRV	16	12 ' 00 "	174	18	16.8	ALRV	10	18 ' 00 "	170	10	17.2	ALRV	9	19 ' 00 "	158	13	18.6	457a	526a	1242a	1239a													
501 Humber – Neville Park	33.31	ALRV	6	20 ' 00 "	110	10	18.2	ALRV	7	19 ' 30 "	120	17	16.7	ALRV	11	12 ' 00 "	126	6	15.9	ALRV	7	18 ' 00 "	122	4	16.4	ALRV	6	19 ' 00 "	112	2	17.8	525a	505a	1251a	1252a													
		Combined/Average		<b>14 10 ' 00 "</b>			<b>16 9 ' 45 "</b>			<b>27 6 ' 00 "</b>			<b>17 9 ' 00 "</b>			<b>15 9 ' 30 "</b>																																
<b>301 QUEEN</b>	Ron/Rus																																															
<b>Overnight</b>	07-Oct-12	Monday-Friday overnight						Saturday overnight						Sunday overnight																																		
301 Long Branch – Neville Park	48.86	ALRV	5	30 ' 00 "	140	10	20.9	ALRV	5	30 ' 00 "	140	10	20.9	ALRV	5	30 ' 00 "	140	10	20.9																													



**TORONTO TRANSIT COMMISSION**

**SERVICE SUMMARY**

November 18, 2012 to January 5, 2013

Route	RT dist (km) and date of last change	Veh type	No. of Veh	Service interval	Run time (min)	Term time (min)	Avg spd (km/h)	Veh type	No. of Veh	Service interval	Run time (min)	Term time (min)	Avg spd (km/h)	Veh type	No. of Veh	Service interval	Run time (min)	Term time (min)	Avg spd (km/h)	Veh type	No. of Veh	Service interval	Run time (min)	Term time (min)	Avg spd (km/h)	Veh type	No. of Veh	Service interval	Run time (min)	Term time (min)	Avg spd (km/h)	First dep NB or WB	First dep SB or EB	Last dep NB or WB	Last dep SB or EB	
<b>512 ST CLAIR</b>																																				
	Ron																																			
<b>Monday to Friday</b>	04-Sep-12			<b>Monday-Friday morning peak period</b>				<b>Monday-Friday midday</b>					<b>Monday-Friday afternoon peak period</b>							<b>Monday-Friday early evening</b>						<b>Monday-Friday late evening</b>										
512 Keele – St Clair Stn	13.99	CLRV	25	2' 30"	56	7	15.0	CLRV	13	5' 00"	56	9	15.0	CLRV	20	3' 20"	58	9	14.5	CLRV	10	6' 00"	56	4	15.0	CLRV	6	9' 00"	52	2	16.1	510a	500a	200a	150a	
<b>Saturday</b>	08-Sep-12			<b>Saturday early morning</b>				<b>Saturday morning</b>					<b>Saturday afternoon</b>							<b>Saturday early evening</b>					<b>Saturday late evening</b>											
512 Keele – St Clair Stn	13.99	CLRV	6	8' 40"	50	2	16.8	CLRV	11	5' 30"	56	5	15.0	CLRV	16	4' 00"	58	6	14.5	CLRV	9	6' 30"	54	5	15.5	CLRV	6	9' 00"	52	2	16.1	511a	500a	201a	150a	
<b>Sunday</b>	12-Feb-12			<b>Sunday early morning</b>				<b>Sunday morning</b>					<b>Sunday afternoon</b>							<b>Sunday early evening</b>					<b>Sunday late evening</b>											
512 Keele – St Clair Stn	13.99	CLRV	5	10' 00"	48	2	17.5	CLRV	8	7' 30"	56	4	15.0	CLRV	10	6' 20"	58	6	14.5	CLRV	7	8' 00"	54	2	15.5	CLRV	6	9' 00"	52	2	16.1	520a	457a	201a	151a	
<b>312 ST CLAIR</b>																																				
	Arw																																			
<b>Overnight, 7 days a week</b>	20-Jun-10			<b>Monday-Friday overnight</b>				<b>Saturday overnight</b>					<b>Sunday overnight</b>																							
312 Jane Stn – St Clair Stn	21.71	LF	2	30' 00"	60	0	21.7	LF	2	30' 00"	60	0	21.7	LF	2	30' 00"	60	0	21.7																	

**510 SPADINA**

**November 18 to December 22, 2012** Rus/Wil Buses operating between King and Queens Quay Loop due to TTC Trackwork. Service on Queens Quay West provided by 509 Harbourfront buses during Waterfront Toronto roadway reconstruction project.

<b>Monday to Friday</b>	19-Nov-12			<b>Monday-Friday morning peak period</b>				<b>Monday-Friday midday</b>					<b>Monday-Friday afternoon peak period</b>						<b>Monday-Friday early evening</b>					<b>Monday-Friday late evening</b>											
510 Spadina Stn – King	6.31	CLRV	12	2' 30"	28	2	13.5	CLRV	16	1' 56"	28	3	13.5	CLRV	18	2' 00"	31	5	12.2	CLRV	16	2' 15"	31	5	12.2	CLRV	5	6' 00"	28	2	13.5	450a	500a	230a	215a
510 King – Queens Quay & Spadina	2.83	Lift	5	6' 00"	27	3	6.3	Lift	5	6' 00"	26	4	6.5	Lift	5	6' 00"	27	3	6.3	Lift	4	6' 00"	20	4	8.5	Lift	3	6' 00"	18	0	9.4	457a	511a	224a	217a
<b>Saturday</b>	24-Nov-12			<b>Saturday early morning</b>				<b>Saturday morning</b>					<b>Saturday afternoon</b>						<b>Saturday early evening</b>					<b>Saturday late evening</b>											
510 Spadina Stn – King	6.31	CLRV	5	6' 00"	27	3	14.0	CLRV	12	2' 30"	27	3	14.0	CLRV	18	2' 00"	33	3	11.5	CLRV	12	2' 30"	28	2	13.5	CLRV	5	6' 00"	28	2	13.5	450a	500a	233a	245a
510 King – Queens Quay & Spadina	2.83	Lift	3	6' 00"	16	2	10.6	Lift	4	6' 00"	22	2	7.7	Lift	4	6' 00"	22	2	7.7	Lift	4	6' 00"	20	4	8.5	Lift	3	6' 00"	16	2	10.6	524a	519a	224a	231a
<b>Sunday</b>	18-Nov-12			<b>Sunday early morning</b>				<b>Sunday morning</b>					<b>Sunday afternoon</b>						<b>Sunday early evening</b>					<b>Sunday late evening</b>											
510 Spadina Stn – King	6.31	CLRV	2	15' 00"	28	2	13.5	CLRV	12	2' 50"	30	4	12.6	CLRV	15	2' 10"	30	3	12.6	CLRV	5	6' 00"	28	2	13.5	CLRV	5	6' 00"	28	2	13.5	448a	500a	233a	245a
510 King – Queens Quay & Spadina	2.83	Lift	2	10' 00"	16	4	10.6	Lift	4	6' 00"	20	4	8.5	Lift	4	6' 00"	20	4	8.5	Lift	3	6' 00"	18	0	9.4	Lift	3	6' 00"	16	2	10.6	524a	520a	224a	231a

**December 23, 2012 to January 5, 2013** Rus/Wil Streetcars operating between Spadina Station and Queens Quay Loop only. During Waterfront Toronto roadway reconstruction project, service on Queens Quay West provided by 509 Harbourfront buses.

<b>Monday to Friday</b>	24-Dec-12			<b>Monday-Friday morning peak period</b>				<b>Monday-Friday midday</b>					<b>Monday-Friday afternoon peak period</b>						<b>Monday-Friday early evening</b>					<b>Monday-Friday late evening</b>											
510 Spadina Stn – Queens Quay & Spadina	8.06	CLRV	14	2' 50"	38	2	12.7	CLRV	18	2' 15"	40	1	12.1	CLRV	21	2' 06"	42	3	11.7	CLRV	21	2' 06"	42	3	11.7	CLRV	7	6' 00"	42	0	11.5	450a	500a	230a	215a
<b>Saturday</b>	29-Dec-12			<b>Saturday early morning</b>				<b>Saturday morning</b>					<b>Saturday afternoon</b>						<b>Saturday early evening</b>					<b>Saturday late evening</b>											
510 Spadina Stn – Queens Quay & Spadina	8.06	CLRV	6	6' 20"	34	4	14.2	CLRV	16	2' 30"	40	0	12.1	CLRV	21	2' 00"	41	1	11.8	CLRV	21	2' 00"	41	1	11.8	CLRV	7	6' 00"	38	4	12.7	515a	500a	230a	215a
<b>Sunday</b>	23-Dec-12			<b>Sunday early morning</b>				<b>Sunday morning</b>					<b>Sunday afternoon</b>						<b>Sunday early evening</b>					<b>Sunday late evening</b>											
510 Spadina Stn – Queens Quay & Spadina	8.06	CLRV	3	12' 00"	34	2	14.2	CLRV	14	3' 00"	40	2	12.1	CLRV	18	2' 13"	40	0	12.1	CLRV	14	3' 00"	38	4	12.7	CLRV	6	6' 00"	34	2	14.2	515a	500a	230a	215a

Union Stn-Spadina Stn is NB  
Spadina Stn-Union Stn is SB



**SERVICE SUMMARY**

November 18, 2012 to January 5, 2013

Route	RT dist (km) and date of last change	Veh type	No. of Veh	Service interval	Run time (min)	Term time (min)	Avg spd (km/h)	Veh type	No. of Veh	Service interval	Run time (min)	Term time (min)	Avg spd (km/h)	Veh type	No. of Veh	Service interval	Run time (min)	Term time (min)	Avg spd (km/h)	Veh type	No. of Veh	Service interval	Run time (min)	Term time (min)	Avg spd (km/h)	Veh type	No. of Veh	Service interval	Run time (min)	Term time (min)	Avg spd (km/h)	First dep NB or WB	First dep SB or EB	Last dep NB or WB	Last dep SB or EB	
<b>535 STANDBY CARS</b>	Ron/Rus																																			
<b>Monday to Friday</b>	07-Oct-12																																			
<b>Standby cars</b>																																				
<b>Saturday</b>	24-Nov-12																																			
<b>Standby cars</b>																																				
<b>Sunday</b>	18-Nov-12																																			
<b>Standby cars</b>																																				

Monday-Friday afternoon peak period												Monday-Friday early evening																								
CLRV	2												CLRV	2																						





**TORONTO TRANSIT COMMISSION**

**SERVICE SUMMARY**

November 18, 2012 to January 5, 2013

Route	RT dist (km) and date of last change	Veh type	No. of Veh	Service interval	Run time (min)	Term time (min)	Avg spd (km/h)	Veh type	No. of Veh	Service interval	Run time (min)	Term time (min)	Avg spd (km/h)	Veh type	No. of Veh	Service interval	Run time (min)	Term time (min)	Avg spd (km/h)	Veh type	No. of Veh	Service interval	Run time (min)	Term time (min)	Avg spd (km/h)	Veh type	No. of Veh	Service interval	Run time (min)	Term time (min)	Avg spd (km/h)	First dep NB or WB	First dep SB or EB	Last dep NB or WB	Last dep SB or EB						
<b>ALL SERVICES</b>																																									
<b>192 AIRPORT ROCKET</b>	Qsy																																								
<b>Monday to Friday</b>	09-Oct-12	Monday-Friday morning peak period							Monday-Friday midday							Monday-Friday afternoon peak period							Monday-Friday early evening							Monday-Friday late evening											
192 Kipling Stn – Pearson Airport	28.88	LF	4	12'00"	41	7	42.3	LF	5	10'20"	41	11	42.3	LF	6	8'30"	41	10	42.3	LF	5	9'00"	37	8	46.8	LF	2	20'00"	34	6	51.0	518a	540a	213a	1.59a						
After 12:00 Midnight																																									
<b>Saturday</b>	08-Sep-12	Saturday early morning							Saturday morning							Saturday afternoon							Saturday early evening							Saturday late evening											
192 Kipling Stn – Pearson Airport	28.88	LF	3	13'20"	36	4	48.1	LF	4	10'00"	36	4	48.1	LF	4	10'00"	36	4	48.1	LF	4	10'00"	36	4	48.1	LF	2	20'00"	34	6	51.0	518a	541a	215a	236a						
After 12:00 Midnight																																									
<b>Sunday</b>	02-Sep-12	Sunday morning							Sunday afternoon							Sunday early evening							Sunday late evening																		
192 Kipling Stn – Pearson Airport	28.88							LF	3	13'20"	34	6	51.0	LF	4	10'00"	36	4	48.1	LF	4	10'00"	36	4	48.1	LF	2	20'00"	34	6	51.0	800a	821a	215a	236a						
After 12:00 Midnight																																									
Overnight service to Pearson Airport provided by 300A BLOOR-DANFORTH																																									
<b>117 ALNESS</b>																																									
<b>Monday to Friday</b>	04-Sep-12	Monday-Friday morning peak period							Monday-Friday midday							Monday-Friday afternoon peak period																									
117 Downsview Stn – Steeles via Flint Rd and Alness	11.84	LF	4	10'00"	40	0	17.8							LF	4	12'00"	48	0	14.8																						
117A Downsview Stn – Steeles via Martin Ross and Alness	10.70							LF	2	20'00"	40	0	16.1																												
Operates WB via busway, NB via Alness in the AM peak and Midday. Operates SB via Alness and EB via busway in the PM peak.																																									
<b>99 ARROW RD</b>																																									
<b>Monday to Friday</b>	17-Feb-09	Monday-Friday morning peak period							Monday-Friday midday							Monday-Friday afternoon peak period							Monday-Friday early evening							Monday-Friday late evening											
99 Arrow Rd – Jane	8.00							LF	1	20'00"	20	0	24.0							LF	1	20'00"	20	0	24.0	LF	1	20'00"	20	0	24.0	LF	1	20'00"	20	0	24.0	400a	412a	540a	552a
See 84A SHEPPARD WEST																																									
See 84A SHEPPARD WEST																																									
600p 1012p 1042p 1054p																																									
<b>Saturday</b>	02-Apr-05	Saturday early morning							Saturday morning							Saturday afternoon							Saturday early evening							Saturday late evening											
99 Arrow Rd – Jane	8.00	LF	1	20'00"	20	0	24.0	LF	1	20'00"	20	0	24.0	LF	1	20'00"	20	0	24.0	LF	1	20'00"	20	0	24.0	LF	1	20'00"	20	0	24.0	LF	1	20'00"	20	0	24.0	400a	412a	1042p	1054p
<b>Sunday</b>	27-Mar-05	Sunday early morning							Sunday morning							Sunday afternoon							Sunday early evening							Sunday late evening											
99 Arrow Rd – Jane	8.00	LF	1	15'00"	15	0	32.0	LF	1	20'00"	20	0	24.0	LF	1	20'00"	20	0	24.0	LF	1	20'00"	20	0	24.0	LF	1	20'00"	20	0	24.0	LF	1	20'00"	20	0	24.0	400a	409a	1020p	1032p
<b>5 AVENUE RD</b>																																									
<b>Monday to Friday</b>	09-May-11	Monday-Friday morning peak period							Monday-Friday midday							Monday-Friday afternoon peak period							Monday-Friday early evening																		
5 Eglinton Stn – Queen's Park	11.92	LF	4	12'00"	48	0	14.9							LF	3	16'00"	48	0	14.9	LF	1.5	30'00"	45	0	15.9																
5C Eglinton Stn – Gerrard	13.39							LF	2	30'00"	51	9	15.8																												
Alternates trips with 56 LEASIDE																																									
<b>Saturday</b>	14-May-11	Saturday early morning							Saturday morning							Saturday afternoon																									
5 Eglinton Stn – Queen's Park	11.92	LF	2	20'00"	40	0	17.9	LF	2	20'00"	40	0	17.9	LF	2	20'00"	40	0	17.9																						
600a 540a 700p 700p																																									
<b>Sunday</b>	08-May-11	Sunday morning							Sunday afternoon																																
5 Eglinton Stn – Queen's Park	11.92							LF	1.5	30'00"	40	5	17.9	LF	1.5	30'00"	40	5	17.9																						
Alternates trips with 56 LEASIDE																																									



**TORONTO TRANSIT COMMISSION**

**SERVICE SUMMARY**

November 18, 2012 to January 5, 2013

Route	RT dist (km) and date of last change	Veh type	No. of Veh	Service interval	Run time (min)	Term time (min)	Avg spd (km/h)	Veh type	No. of Veh	Service interval	Run time (min)	Term time (min)	Avg spd (km/h)	Veh type	No. of Veh	Service interval	Run time (min)	Term time (min)	Avg spd (km/h)	Veh type	No. of Veh	Service interval	Run time (min)	Term time (min)	Avg spd (km/h)	Veh type	No. of Veh	Service interval	Run time (min)	Term time (min)	Avg spd (km/h)	First dep NB or WB	First dep SB or EB	Last dep NB or WB	Last dep SB or EB	
<b>61 AVENUE RD NORTH</b>		Wil																																		
<b>Monday to Friday</b>	09-Oct-12			Monday-Friday morning peak period				Monday-Friday midday						Monday-Friday afternoon peak period						Monday-Friday early evening							Monday-Friday late evening									
61A Eglinton Stn – Highway 401	10.85	LF	5	10'00"	44	6	14.8	LF	3	15'00"	40	5	16.3	LF	4	12'00"	44	4	14.8	LF	2	20'00"	40	0	16.3	LF	1.5	30'00"	35	5	18.6	552a	526a	120a	107a	
				Alternates trips with 51 LESLIE																																
<b>Saturday</b>	29-Nov-08			Saturday early morning				Saturday morning						Saturday afternoon						Saturday early evening						Saturday late evening										
61A Eglinton Stn – Highway 401	10.85	LF	1.5	30'00"	35	5	18.4	LF	2	20'00"	40	0	16.3	LF	2	20'00"	40	0	16.3	LF	1.5	30'00"	35	5	18.6	LF	1.5	30'00"	35	5	18.6	540a	558a	100a	1247a	
				Alternates trips with 51 LESLIE																																
<b>Sunday</b>	08-May-11			Sunday morning				Sunday afternoon						Sunday early evening																						
61A Eglinton Stn – Highway 401	10.85							LF	2	20'00"	40	0	16.3	LF	2	20'00"	40	0	16.3	LF	1.5	30'00"	35	5	18.6											
				Alternates trips with 51 LESLIE																																
<b>511 BATHURST</b>		Ron																																		
<b>Monday to Friday</b>	04-Sep-12			Monday-Friday morning peak period				Monday-Friday midday						Monday-Friday afternoon peak period						Monday-Friday early evening						Monday-Friday late evening										
511 Bathurst Stn – Exhibition	9.41	CLRV	13	4'00"	46	6	12.3	CLRV	13	4'00"	48	4	11.8	CLRV	14	4'00"	48	8	11.8	CLRV	9	5'15"	44	4	13.0	CLRV	7	6'00"	40	2	14.1	520a	520a	130a	130a	
<b>Saturday</b>	08-Sep-12			Saturday early morning				Saturday morning						Saturday afternoon						Saturday early evening						Saturday late evening										
511 Bathurst Stn – Exhibition	9.41	CLRV	8	5'15"	42	0	13.4	CLRV	12	4'15"	46	5	12.3	CLRV	12	4'15"	46	5	12.3	CLRV	9	5'20"	43	5	13.1	CLRV	8	5'30"	40	4	14.1	523a	501a	132a	128a	
<b>Sunday</b>	02-Sep-12			Sunday morning				Sunday afternoon						Sunday early evening						Sunday late evening																
511 Bathurst Stn – Exhibition	9.41							CLRV	7	7'00"	45	4	12.5	CLRV	9	5'30"	45	5	12.5	CLRV	6	7'00"	40	2	14.1	CLRV	6	7'00"	40	2	14.1	850a	828a	130a	130a	
				Overnight service on Bathurst Street provided by 310 BATHURST																																
<b>7 BATHURST</b>		Wil																																		
<b>Monday to Friday</b>	04-Sep-12			Monday-Friday morning peak period				Monday-Friday midday						Monday-Friday afternoon peak period						Monday-Friday early evening						Monday-Friday late evening										
7 Bathurst Stn – Steeles	29.74	LF	19	6'00"	106	8	16.8	LF	13	8'00"	97	7	18.4	LF	22	5'20"	109	9	16.4	LF	10	9'00"	81	9	22.0	LF	6	12'40"	71	5	25.1	527a	440a	140a	1255a	
<b>Saturday</b>	18-Feb-12			Saturday early morning				Saturday morning						Saturday afternoon						Saturday early evening						Saturday late evening										
7 Bathurst Stn – Steeles	29.74	LF	8	10'00"	80	0	22.3	LF	10	9'30"	90	5	19.8	LF	12	7'45"	90	3	19.8	LF	10	8'15"	81	2	22.0	LF	6	12'30"	75	0	23.8	518a	440a	134a	1250a	
<b>Sunday</b>	12-Feb-12			Sunday morning				Sunday afternoon						Sunday early evening						Sunday late evening																
7 Bathurst Stn – Steeles	29.74							LF	9	10'00"	88	2	20.3	LF	12	7'40"	88	4	20.3	LF	10	8'15"	80	2	22.3	LF	6	12'00"	72	0	24.8	900a	810a	134a	1252a	
<b>310 BATHURST</b>		Wil																																		
<b>Overnight, 7 days a week</b>	03-Jan-10			Monday-Friday overnight				Saturday overnight						Sunday overnight																						
310 Exhibition – Steeles	38.79	LF	3	30'00"	90	0	25.9	LF	3	30'00"	90	0	25.9	LF	3	30'00"	90	0	25.9																	
<b>160 BATHURST NORTH</b>		Wil																																		
<b>Monday to Friday</b>	21-Jun-10			Monday-Friday morning peak period				Monday-Friday midday						Monday-Friday afternoon peak period						Monday-Friday early evening																
160 Wilson Stn – Centre St	22.58	LF	4	20'00"	77	3	17.6	LF	3	25'00"	72	3	18.8	LF	4	21'00"	84	0	16.1	LF	3	24'00"	72	0	18.8											
<b>Saturday</b>	15-Oct-11			Saturday early morning				Saturday morning						Saturday afternoon																						
160 Wilson Stn – Centre St	22.58	LF	2	36'00"	69	3	19.6	LF	2	36'00"	69	3	19.6	LF	2	36'00"	69	3	19.6																	
<b>Sunday</b>	09-Oct-11			Sunday morning				Sunday afternoon																												
160 Wilson Stn – Centre St	22.58							LF	2	36'00"	69	3	19.6	LF	2	36'00"	69	3	19.6																	



TORONTO TRANSIT COMMISSION

SERVICE SUMMARY

November 18, 2012 to January 5, 2013

Route	RT dist (km) and date of last change	Veh type	No. of Veh	Service interval	Run time (min)	Term time (min)	Avg spd (km/h)	Veh type	No. of Veh	Service interval	Run time (min)	Term time (min)	Avg spd (km/h)	Veh type	No. of Veh	Service interval	Run time (min)	Term time (min)	Avg spd (km/h)	Veh type	No. of Veh	Service interval	Run time (min)	Term time (min)	Avg spd (km/h)	Veh type	No. of Veh	Service interval	Run time (min)	Term time (min)	Avg spd (km/h)	First dep NB or WB	First dep SB or EB	Last dep NB or WB	Last dep SB or EB						
<b>6 BAY</b>	MtD																																								
<b>Monday to Friday</b>	04-Sep-12		Monday-Friday morning peak period				Monday-Friday midday				Monday-Friday afternoon peak period				Monday-Friday early evening				Monday-Friday late evening																						
6 Dupont – Queens Quay & Sherbourne	11.98	LF	10	6' 30"	61	4	11.8	LF	6	12' 00"	70	2	10.3	LF	7	10' 00"	70	0	10.3	LF	4	15' 00"	60	0	12.0	LF	2	24' 00"	48	0	15.0	535a	508a	119a	1255a						
6A Bloor (Davenport/Yonge) – Queens Quay & Sherbourne	10.02	LF	9	6' 30"	55	4	10.9							LF	6	10' 00"	60	0	10.0																						
6C Union Stn – Queens Quay & Sherbourne	3.66	LF	3	10' 00"	25	5	8.8	LF	2	15' 00"	26	4	8.4	LF	3	10' 00"	25	5	8.8																						
Combined/Average			22	2' 27"					8	6' 40"					16	3' 20"					4	15' 00"						2	24' 00"												
<b>Saturday</b>	08-Sep-12		Saturday early morning				Saturday morning				Saturday afternoon				Saturday early evening				Saturday late evening																						
6 Dupont – Queens Quay & Sherbourne	11.49	LF	2	30' 00"	60	0	11.5	LF	5	15' 00"	70	5	9.8	LF	5	15' 00"	70	5	9.8	LF	3	17' 00"	50	1	13.8	LF	2	24' 00"	48	0	14.4	530a	507a	119a	1255a						
6C Union Stn – Queens Quay & Sherbourne	3.66													LF	2	15' 00"	30	0	7.3																						
Combined/Average			2	30' 00"					5	15' 00"					7	7' 30"					3	17' 00"						2	24' 00"												
<b>Sunday</b>	02-Sep-12		Sunday early morning				Sunday morning				Sunday afternoon				Sunday early evening																										
6 Dupont – Queens Quay & Sherbourne	11.49	LF	2	30' 00"	60	0	11.5	LF	5	15' 00"	70	5	9.8	LF	5	15' 00"	70	5	9.8	LF	3	17' 00"	50	1	13.8																
6C Union Stn – Queens Quay & Sherbourne	3.66													LF	2	15' 00"	30	0	7.3																						
Combined/Average			2	30' 00"					5	15' 00"					7	7' 30"					3	17' 00"																			
<b>11 BAYVIEW and 28 DAVISVILLE</b>	Wtl																																								
<b>Monday to Friday</b>	09-Oct-12		Monday-Friday morning peak period				Monday-Friday midday				Monday-Friday afternoon peak period				Monday-Friday early evening				Monday-Friday late evening																						
11 Davisville Stn – Steeles via Sunnybrook	28.36	LF	9.5	12' 00"	112	2	15.2	LF	9	10' 30"	91	4	18.7	LF	9	12' 00"	104	4	16.4	LF	3.5	20' 00"	70	0	24.3	LF	3	30' 00"	66	24	25.8	518a	600a	109a	104a						
11 Davisville Stn – Steeles via Sunnybrook	28.36	LF	1	Tripper																																					
11C Davisville Stn – Sunnybrook	8.64													LF	1.5	20' 00"	30	0	17.3	LF	1	30' 00"	27	3	19.2																
28 Davisville Stn – Bayview	4.38	LF	2.5	12' 00"	28	2	9.4							LF	2	12' 00"	24	0	11.0																						
Combined/Average			13	6' 00"					9	10' 30"					11	6' 00"					5	10' 00"						4	15' 00"												
<b>Saturday</b>	18-Feb-12		Saturday early morning				Saturday morning				Saturday afternoon				Saturday early evening				Saturday late evening																						
11 Davisville Stn – Steeles via Sunnybrook	28.36	LF	3.5	24' 00"	77	7	22.1	LF	3.5	24' 00"	80	4	21.3	LF	3.5	24' 00"	80	4	21.3	LF	3.5	20' 00"	70	0	24.3	LF	3	24' 00"	66	6	25.8	617a	639a	106a	1251a						
11C Davisville Stn – Sunnybrook	8.64	LF	1.5	24' 00"	27	9	19.2	LF	1.5	24' 00"	36	0	14.4	LF	1.5	24' 00"	36	0	14.4	LF	1.5	20' 00"	30	0	17.3																
28A Davisville Stn – Brick Works	7.55	LF	1	30' 00"	30	0	15.1	LF	1	30' 00"	30	0	15.1																												
Combined/Average			5	12' 00"					6	8' 34"					6	8' 34"					5	10' 00"						3	24' 00"												
<b>Sunday</b>	07-Oct-12		Sunday early morning				Sunday morning				Sunday afternoon				Sunday early evening				Sunday late evening																						
11 Davisville Stn – Steeles via Sunnybrook	28.36													LF	2	35' 00"	70	0	24.3	LF	3.5	24' 00"	80	4	21.3	LF	3.5	20' 00"	70	0	24.3	LF	3	24' 00"	66	6	25.8	730a	805a	106a	115a
11C Davisville Stn – Sunnybrook	8.64	LF	2	15' 00"	30	0	17.3	LF	1	35' 00"	30	5	17.3	LF	1.5	24' 00"	36	0	14.4	LF	1.5	20' 00"	30	0	17.3																
Combined/Average			2	15' 00"					3	17' 30"					5	12' 00"					5	10' 00"						3	24' 00"												
<b>9 BELLAMY</b>	Bir																																								
<b>Monday to Friday</b>	09-Oct-12		Monday-Friday morning peak period				Monday-Friday midday				Monday-Friday afternoon peak period				Monday-Friday early evening																										
9 Warden Stn – Scarborough Centre Stn	26.28	LF	5	15' 00"	72	3	21.9	LF	3	21' 40"	65	0	24.3	LF	5	15' 00"	72	3	21.9	LF	4	18' 00"	70	2	22.5																
<b>Saturday</b>	10-Sep-11		Saturday early morning				Saturday morning				Saturday afternoon				Saturday early evening																										
9 Warden Stn – Scarborough Centre Stn	26.28	LF	3	24' 00"	70	2	22.5	LF	3	24' 00"	70	2	22.5	LF	3	24' 00"	70	2	22.5	LF	3	24' 00"	70	2	22.5																
<b>Sunday</b>	07-Oct-11		Sunday morning				Sunday afternoon																																		
9 Warden Stn – Scarborough Centre Stn	26.28													LF	2	30' 00"	60	0	26.3	LF	3	20' 00"	60	0	26.3																



**TORONTO TRANSIT COMMISSION**

**SERVICE SUMMARY**

November 18, 2012 to January 5, 2013

Route	RT dist (km) and date of last change	Veh type	No. of Veh	Service interval	Run time (min)	Term time (min)	Avg spd (km/h)	Veh type	No. of Veh	Service interval	Run time (min)	Term time (min)	Avg spd (km/h)	Veh type	No. of Veh	Service interval	Run time (min)	Term time (min)	Avg spd (km/h)	Veh type	No. of Veh	Service interval	Run time (min)	Term time (min)	Avg spd (km/h)	Veh type	No. of Veh	Service interval	Run time (min)	Term time (min)	Avg spd (km/h)	First dep NB or WB	First dep SB or EB	Last dep NB or WB	Last dep SB or EB	
<b>17 BIRCHMOUNT</b>	Bir	Service outside Toronto north of Steeles Avenue is provided under contract to York Region																																		
<b>Monday to Friday</b>	04-Sep-12	Monday-Friday morning peak period							Monday-Friday midday							Monday-Friday afternoon peak period							Monday-Friday early evening							Monday-Friday late evening						
17 Warden Stn – Steeles	27.37	LF	12	6 ' 30 "	74	4	22.2	LF	6	13 ' 00 "	78	0	21.1	LF	10	7 ' 30 "	75	0	21.9	LF	6	12 ' 00 "	72	0	22.8	LF	3	22 ' 00 "	66	0	24.9	545a	457a	107a	1250a	
17A Warden Stn – 14th Ave	32.57	LF	1	19 ' 30 "	96	2	20.4	LF	6	13 ' 00 "	78	0	21.1	LF	1	22 ' 30 "	96	6	20.4	LF	6	12 ' 00 "	72	0	22.8	LF	3	22 ' 00 "	66	0	24.9	514a	538a	633p	708p	
Combined/Average		13 6 ' 30 "							6 13 ' 00 "							11 7 ' 30 "							6 12 ' 00 "							3 22 ' 00 "						
		17 loops via Wintermute Every 3rd 17 operates as a 17A																																		
<b>Saturday</b>	13-Oct-12	Saturday early morning							Saturday morning							Saturday afternoon							Saturday early evening							Saturday late evening						
17 Warden Stn – Steeles	27.37	LF	3	20 ' 00 "	60	0	27.4	LF	4	18 ' 00 "	72	0	22.8	LF	5	15 ' 00 "	72	3	22.8	LF	3	22 ' 00 "	66	0	24.9	LF	3	22 ' 00 "	66	0	24.9	518a	552a	105a	1250a	
<b>Sunday</b>	07-Oct-12	Sunday morning							Sunday afternoon							Sunday early evening							Sunday late evening													
17 Warden Stn – Steeles	27.37	LF	3	24 ' 00 "	72	0	22.8	LF	3	24 ' 00 "	72	0	22.8	LF	3	24 ' 00 "	72	0	22.8	LF	3	24 ' 00 "	64	8	25.7	LF	2	30 ' 00 "	60	0	27.4	832a	839a	100a	1230a	
<b>2 BLOOR-DANFORTH</b>	DanSub																																			
<b>Monday to Friday</b>	04-Sep-12	Monday-Friday morning peak period							Monday-Friday midday							Monday-Friday afternoon peak period							Monday-Friday early evening							Monday-Friday late evening						
2 Kipling Stn – Kennedy Stn	52.46	6carHT	43	2 ' 21 "	101	0	31.2	6carHT	27	3 ' 50 "	103	0	30.6	6carHT	40	2 ' 30 "	100	0	31.5	6carHT	25	3 ' 58 "	99	0	31.8	6carHT	20	4 ' 52 "	97	0	32.4	543a	541a	131a	131a	
<b>Saturday</b>	19-May-07	Saturday early morning							Saturday morning							Saturday afternoon							Saturday early evening							Saturday late evening						
2 Kipling Stn – Kennedy Stn	52.46	6carHT	20	4 ' 52 "	97	0	32.3	6carHT	20	4 ' 52 "	97	0	32.3	6carHT	21	4 ' 43 "	99	0	31.8	6carHT	20	4 ' 52 "	97	0	32.3	6carHT	20	4 ' 52 "	97	0	32.3	549a	549a	131a	131a	
<b>Sunday</b>	13-May-07	Sunday morning							Sunday afternoon							Sunday early evening							Sunday late evening													
2 Kipling Stn – Kennedy Stn	52.46	6carHT	20	4 ' 52 "	97	0	32.3	6carHT	20	4 ' 52 "	97	0	32.3	6carHT	20	4 ' 52 "	97	0	32.3	6carHT	20	4 ' 52 "	97	0	32.3	6carHT	20	4 ' 52 "	97	0	32.3	849a	849a	131a	131a	
<b>300 BLOOR-DANFORTH</b>	MD/Bir/ Egl/Qsy																																			
<b>Overnight, 7 days a week</b>	02-Sep-12	Monday-Friday overnight							Saturday overnight							Sunday overnight							Sunday Morning													
300 West Mall – Warden	50.95	LF	4	30 ' 00 "	120	0	25.5	LF	4	30 ' 00 "	120	0	25.5	LF	4	30 ' 00 "	120	0	25.5	LF	10	12 ' 00 "	120	0	25.5	LF	10	12 ' 00 "	120	0	25.5					
300A Pearson Airport – Warden	75.97	LF	5	30 ' 00 "	150	0	30.4	LF	5	30 ' 00 "	150	0	30.4	LF	5	30 ' 00 "	150	0	30.4	LF	13	12 ' 00 "	150	6	30.4	LF	13	12 ' 00 "	150	6	30.4					
Combined/Average		9 15 ' 00 "							9 15 ' 00 "							9 15 ' 00 "							23 6 ' 00 "													
<b>49 BLOOR WEST</b>	Qsy																																			
<b>Monday to Friday</b>	04-Sep-12	Monday-Friday morning peak period							Monday-Friday midday							Monday-Friday afternoon peak period							Monday-Friday early evening							Monday-Friday late evening						
49 Kipling Stn – Markland Wood	9.40	LF	4	7 ' 30 "	28	2	20.1	LF	2	15 ' 00 "	22	8	25.6	LF	3	10 ' 00 "	30	0	18.8	LF	2	15 ' 00 "	24	6	23.5	LF	1	30 ' 00 "	22	8	25.6	600a	540a	121a	131a	
<b>Saturday</b>	27-Nov-10	Saturday early morning							Saturday morning							Saturday afternoon							Saturday early evening							Saturday late evening						
49 Kipling Stn – Markland Wood	9.40	LF	1	24 ' 00 "	22	2	25.6	LF	1	24 ' 00 "	22	2	25.6	LF	1	24 ' 00 "	22	2	25.6	LF	1	30 ' 00 "	22	8	25.6	LF	1	30 ' 00 "	22	8	25.6	606a	545a	120a	130a	
<b>Sunday</b>	02-Sep-12	Sunday morning							Sunday afternoon							Sunday early evening							Sunday late evening													
49 Kipling Stn – Markland Wood	9.40	LF	1	30 ' 00 "	22	8	25.6	LF	1	30 ' 00 "	22	8	25.6	LF	1	30 ' 00 "	22	8	25.6	LF	1	30 ' 00 "	22	8	25.6	LF	1	30 ' 00 "	22	8	25.6	920a	900a	120a	130a	

Overnight service east of West Mall provided by 300 BLOOR-DANFORTH



**TORONTO TRANSIT COMMISSION**

**SERVICE SUMMARY**

November 18, 2012 to January 5, 2013

Route	RT dist (km) and date of last change	Veh type	No. of Veh	Service interval	Run time (min)	Term time (min)	Avg spd (km/h)	Veh type	No. of Veh	Service interval	Run time (min)	Term time (min)	Avg spd (km/h)	Veh type	No. of Veh	Service interval	Run time (min)	Term time (min)	Avg spd (km/h)	Veh type	No. of Veh	Service interval	Run time (min)	Term time (min)	Avg spd (km/h)	Veh type	No. of Veh	Service interval	Run time (min)	Term time (min)	Avg spd (km/h)	First dep NB or WB	First dep SB or EB	Last dep NB or WB	Last dep SB or EB		
<b>21 BRIMLEY</b>		Bir																																			
<b>Monday to Friday</b>	09-Oct-12			Monday-Friday morning peak period				Monday-Friday midday						Monday-Friday afternoon peak period						Monday-Friday early evening							Monday-Friday late evening										
21 Kennedy Stn – Steeles	27.49													LF	7	11 ' 00 "	76	1	21.7	LF	3	30 ' 00 "	76	14	21.7							633p	624p	100a	108a		
21A Kennedy Stn – Scarborough Centre Stn	13.24	LF	3	13 ' 20 "	40	0	19.9	LF	2	20 ' 00 "	40	0	19.9	LF	3	13 ' 20 "	40	0	20.1																		
21B Scarborough Centre Stn – Steeles	14.23	LF	6	6 ' 40 "	40	0	21.3	LF	3	14 ' 00 "	40	2	21.3	LF	5	8 ' 00 "	40	0	21.3																		
Combined/Average			9					5						8																							
<b>Saturday</b>	03-Apr-10			Saturday early morning				Saturday morning						Saturday afternoon						Saturday early evening						Saturday late evening											
21 Kennedy Stn – Steeles	27.49	LF	3	30 ' 00 "	76	14	21.7	LF	4	20 ' 00 "	76	4	21.7	LF	5	16 ' 00 "	76	4	21.7	LF	4	20 ' 00 "	76	4	21.7	LF	3	30 ' 00 "	76	14	21.7			557a	640a	100a	105a
<b>Sunday</b>	07-Oct-10			Sunday morning				Sunday afternoon						Sunday early evening						Sunday late evening																	
21 Kennedy Stn – Steeles	27.49							LF	4	20 ' 00 "	76	4	21.7	LF	5	16 ' 00 "	76	4	21.7	LF	3	30 ' 00 "	76	14	21.7	LF	3	30 ' 00 "	76	14	21.7			800a	802a	100a	105a
<b>8 BROADVIEW</b>		Bir																																			
<b>Monday to Friday</b>	24-Nov-08			Monday-Friday morning peak period				Monday-Friday midday						Monday-Friday afternoon peak period						Monday-Friday early evening						Monday-Friday late evening											
8 Broadview Stn – Coxwell	8.38	LF	1	30 ' 00 "	30	0	16.8	LF	1	30 ' 00 "	30	0	16.8	LF	1	30 ' 00 "	30	0	16.8	LF	1	30 ' 00 "	30	0	16.8	LF	1	30 ' 00 "	24	6	21.0			630a	615a	1255a	115a
<b>Saturday</b>	14-May-11			Saturday early morning				Saturday morning						Saturday afternoon						Saturday early evening																	
8 Broadview Stn – Coxwell	8.38	LF	1	30 ' 00 "	30	0	16.8	LF	1	30 ' 00 "	30	0	16.8	LF	1	30 ' 00 "	30	0	16.8	LF	1	30 ' 00 "	24	6	21.0												
<b>Sunday</b>	08-May-11			Sunday morning				Sunday afternoon						Sunday early evening																							
8 Broadview Stn – Coxwell	8.38							LF	1	30 ' 00 "	24	6	21.0	LF	1	30 ' 00 "	24	6	21.0	LF	1	30 ' 00 "	24	6	21.0												
<b>50 BURNHAMTHORPE</b>		Qsy																																			
<b>Monday to Friday</b>	04-Sep-12			Monday-Friday morning peak period				Monday-Friday midday						Monday-Friday afternoon peak period						Monday-Friday early evening						Monday-Friday late evening											
50 Islington Stn – Mill Rd	11.44	LF	4	10 ' 00 "	40	0	17.2	LF	2	20 ' 00 "	36	4	19.1	LF	3	13 ' 00 "	39	0	17.6	LF	2	15 ' 00 "	30	0	22.9	LF	1	30 ' 00 "	26	4	26.4			545a	530a	115a	100a
<b>Saturday</b>	16-Oct-10			Saturday early morning				Saturday morning						Saturday afternoon						Saturday early evening						Saturday late evening											
50 Islington Stn – Mill Rd	11.44	LF	2	15 ' 00 "	26	4	26.4	LF	2	20 ' 00 "	30	10	22.9	LF	2	20 ' 00 "	30	10	22.9	LF	1	30 ' 00 "	26	4	26.4	LF	1	30 ' 00 "	26	4	26.4			620a	620a	115a	100a
<b>Sunday</b>	03-Jan-10			Sunday morning				Sunday afternoon						Sunday early evening						Sunday late evening																	
50 Islington Stn – Mill Rd	11.44							LF	2	17 ' 30 "	30	5	22.9	LF	2	17 ' 30 "	30	5	22.9	LF	1	30 ' 00 "	26	4	26.4	LF	1	30 ' 00 "	26	4	26.4			815a	830a	115a	100a
<b>120 CALVINGTON</b>		Arw																																			
<b>Monday to Friday</b>	09-May-11			Monday-Friday morning peak period				Monday-Friday midday						Monday-Friday afternoon peak period						Monday-Friday early evening																	
120 Wilson Stn – Sheppard & Jane via deHavilland	20.65	LF	2	30 ' 00 "	60	0	20.7	LF	2	30 ' 00 "	60	0	20.7	LF	2	30 ' 00 "	60	0	20.7	LF	2	30 ' 00 "	60	0	20.7												
<b>Saturday</b>	14-May-11			Saturday early morning				Saturday morning						Saturday afternoon						Saturday early evening																	
120 Wilson Stn – Sheppard & Jane via deHavilland	20.65	LF	2	30 ' 00 "	60	0	20.7	LF	2	30 ' 00 "	60	0	20.7	LF	2	30 ' 00 "	60	0	20.7	LF	2	30 ' 00 "	60	0	20.7												
<b>Sunday</b>	08-May-11			Sunday morning				Sunday afternoon						Sunday early evening																							
120 Wilson Stn – Sheppard & Jane via deHavilland	20.65							LF	2	30 ' 00 "	60	0	20.7	LF	2	30 ' 00 "	60	0	20.7	LF	2	30 ' 00 "	60	0	20.7												



**SERVICE SUMMARY**

November 18, 2012 to January 5, 2013

Route	RT dist (km) and date of last change	Veh type	No. of Veh	Service interval	Run time (min)	Term time (min)	Avg spd (km/h)	Veh type	No. of Veh	Service interval	Run time (min)	Term time (min)	Avg spd (km/h)	Veh type	No. of Veh	Service interval	Run time (min)	Term time (min)	Avg spd (km/h)	Veh type	No. of Veh	Service interval	Run time (min)	Term time (min)	Avg spd (km/h)	Veh type	No. of Veh	Service interval	Run time (min)	Term time (min)	Avg spd (km/h)	First dep NB or WB	First dep SB or EB	Last dep NB or WB	Last dep SB or EB						
<b>506 CARLTON</b>	Ron/Rus																																								
<b>Monday to Friday</b>	09-Oct-12		Monday-Friday morning peak period					Monday-Friday midday					Monday-Friday afternoon peak period					Monday-Friday early evening					Monday-Friday late evening																		
506 High Park – Main Street Stn	29.63	CLRV	32	3' 45"	117	3	15.2	CLRV	25	5' 15"	124	8	14.4	CLRV	27	5' 00"	127	8	14.0	CLRV	16	7' 30"	117	3	15.2	CLRV	11	10' 00"	106	4	16.8	530a	515a	1207a	100a						
<b>Saturday</b>	13-Oct-12		Saturday early morning					Saturday morning					Saturday afternoon					Saturday early evening					Saturday late evening																		
506 High Park – Main Street Stn	29.63	CLRV	14	7' 09"	100	0	17.8	CLRV	16	7' 00"	110	2	16.2	CLRV	20	6' 20"	123	4	14.5	CLRV	13	8' 30"	110	1	16.2	CLRV	11	10' 00"	106	4	16.8	543a	518a	1207a	100a						
<b>Sunday</b>	29-Jul-12		Sunday early morning					Sunday morning					Sunday afternoon					Sunday early evening					Sunday late evening																		
506 High Park – Main Street Stn	29.63	CLRV	9	10' 00"	90	0	19.8	CLRV	12	8' 00"	95	1	18.7	CLRV	16	7' 20"	115	2	15.5	CLRV	10	11' 00"	110	0	16.2	CLRV	9	11' 00"	99	0	18.0	530a	533a	1207a	1256a						
<b>306 CARLTON</b>	Ron/Rus																																								
<b>Overnight, 7 days a week</b>	02-Sep-12		Monday-Friday overnight					Saturday overnight					Sunday overnight																												
306 Dundas West Stn – Main Street Stn	29.63	CLRV	3	30' 00"	90	0	19.8	CLRV	3	30' 00"	90	0	19.8	CLRV	3	30' 00"	90	0	19.8																						
<b>126 CHRISTIE</b>	MtD																																								
<b>Monday to Friday</b>	06-Sep-11		Monday-Friday morning peak period					Monday-Friday midday					Monday-Friday afternoon peak period					Monday-Friday early evening					Monday-Friday late evening																		
126 Christie Stn – St Clair West Stn	6.12	LF	2	15' 00"	30	0	12.2	LF	1	30' 00"	26	4	14.1	LF	2	15' 00"	30	0	12.2	LF	1	30' 00"	24	6	15.3	LF	1	30' 00"	24	6	15.3	600a	545a	100a	1245a						
<b>Saturday</b>	08-Aug-09		Saturday early morning					Saturday morning					Saturday afternoon					Saturday afternoon					Saturday afternoon																		
126 Christie Stn – St Clair West Stn	6.12	LF	1	30' 00"	24	6	15.3	LF	1	30' 00"	26	4	14.1	LF	1	30' 00"	26	4	14.1	LF	1	30' 00"	24	6	15.3	LF	1	30' 00"	24	6	15.3	600a	545a	100a	1245a						
<b>Sunday</b>	02-Aug-09		Sunday morning					Sunday afternoon					Sunday afternoon					Sunday afternoon					Sunday afternoon																		
126 Christie Stn – St Clair West Stn	6.12							LF	1	30' 00"	24	6	15.3	LF	1	30' 00"	24	6	15.3	LF	1	30' 00"	24	6	15.3	LF	1	30' 00"	24	6	15.3	830a	845a	100a	1245a						
<b>20 CLIFFSIDE</b>	Bir																																								
<b>Monday to Friday</b>	04-Sep-12		Monday-Friday morning peak period					Monday-Friday midday					Monday-Friday afternoon peak period					Monday-Friday early evening					Monday-Friday late evening																		
20 Kennedy Stn – Main Street Stn	19.75	LF	6	11' 00"	66	0	18.0	LF	4	17' 30"	70	0	16.9	LF	6	11' 40"	70	0	16.9	LF	3	21' 00"	63	0	18.8	LF	1.5	30' 00"	48	1	24.7	520a	450a	100a	105a						
																											Alternates trips with 62 MORTIMER														
<b>Saturday</b>	08-Sep-12		Saturday early morning					Saturday morning					Saturday afternoon					Saturday early evening					Saturday late evening																		
20 Kennedy Stn – Main Street Stn	19.75	LF	3	20' 00"	60	0	19.8	LF	4	18' 00"	65	7	18.2	LF	4	18' 00"	65	7	18.2	LF	3	20' 00"	60	0	19.8																
<b>Sunday</b>	08-May-11		Sunday morning					Sunday afternoon					Sunday early evening					Sunday late evening					Sunday afternoon																		
20 Kennedy Stn – Main Street Stn	19.75							LF	3	20' 00"	60	0	19.8	LF	3	20' 00"	60	0	19.8	LF	1.65	30' 00"	48	1	24.6																
																											Alternates trips with 62 MORTIMER														
<b>87 COSBURN</b>	Bir																																								
<b>Monday to Friday</b>	09-Oct-12		Monday-Friday morning peak period					Monday-Friday midday					Monday-Friday afternoon peak period					Monday-Friday early evening					Monday-Friday late evening																		
87 Broadview Stn – Main Street Stn	14.40	LF	6.5	8' 40"	55	2	15.8						LF	10	5' 30"	54	1	16.0							LF	2	22' 30"	41	4	21.1	550a	605a	130a	128a							
87A Broadview Stn – Main Street Stn via East York Acres	14.81							LF	3	20' 00"	54	6	16.5											LF	3	16' 40"	50	0	17.8	932a	920a	253p	306p								
87B Broadview Stn – Coxwell	8.53	LF	3.5	8' 40"	29	2	17.7																																		
Combined/Average			10	4' 20"				3	20' 00"				10	5' 30"										3	16' 40"																
<b>Saturday</b>	31-Mar-12		Saturday early morning					Saturday morning					Saturday afternoon					Saturday early evening					Saturday late evening																		
87 Broadview Stn – Main Street Stn	14.40	LF	2	25' 00"	50	0	17.3																		LF	1.5	30' 00"	45	0	19.2	600a	600a	100a	123a							
87A Broadview Stn – Main Street Stn via East York Acres	14.81							LF	2	25' 00"	50	0	17.8	LF	3	16' 40"	50	0	17.8	LF	2	25' 00"	50	0	17.8																
																											Alternates trips with 113 DANFORTH														
<b>Sunday</b>	23-Nov-08		Sunday morning					Sunday afternoon					Sunday early evening					Sunday late evening					Sunday afternoon																		
87 Broadview Stn – Main Street Stn	14.40													LF	1.5	30' 00"	45	0	19.2	LF	1.5	30' 00"	45	0	19.2																
87A Broadview Stn – Main Street Stn via East York Acres	14.81							LF	2	25' 00"	50	0	17.8	LF	2	25' 00"	50	0	17.8																						
																											Alternates trips with 113 DANFORTH														

Overnight service west of Coxwell Avenue provided by 322 COXWELL

Alternates trips with 113 DANFORTH

Alternates trips with 113 DANFORTH



**TORONTO TRANSIT COMMISSION**

**SERVICE SUMMARY**

November 18, 2012 to January 5, 2013

Route	RT dist (km) and date of last change	Veh type	No. of Veh	Service interval	Run time (min)	Term time (min)	Avg spd (km/h)	Veh type	No. of Veh	Service interval	Run time (min)	Term time (min)	Avg spd (km/h)	Veh type	No. of Veh	Service interval	Run time (min)	Term time (min)	Avg spd (km/h)	Veh type	No. of Veh	Service interval	Run time (min)	Term time (min)	Avg spd (km/h)	Veh type	No. of Veh	Service interval	Run time (min)	Term time (min)	Avg spd (km/h)	First dep NB or WB	First dep SB or EB	Last dep NB or WB	Last dep SB or EB						
<b>22 COXWELL</b>		Bir																																							
<b>Monday to Friday</b>		13-Feb-12																																							
22 Coxwell Stn – Queen		4.36																																							
22A Coxwell Stn – Victoria Park		11.07																																							
		Monday-Friday morning peak period							Monday-Friday midday							Monday-Friday afternoon peak period							Monday-Friday early evening							Monday-Friday late evening											
22A Coxwell Stn – Victoria Park		LF	3	8' 00"	24	0	10.9	LF	3	8' 00"	24	0	10.9	LF	3	8' 00"	24	0	10.9	LF	4	10' 00"	40	0	16.6	LF	3	12' 00"	36	0	18.5	521a	511a	658p	640p						
		See 502 DOWNTOWNER and 503 KINGSTON RD																																							
<b>Saturday</b>		08-Jan-11																																							
22A Coxwell Stn – Victoria Park		11.07																																							
		Saturday early morning							Saturday morning							Saturday afternoon							Saturday early evening							Saturday late evening											
22A Coxwell Stn – Victoria Park		LF	3	12' 00"	36	0	18.5	LF	4	11' 00"	44	0	15.1	LF	5	9' 00"	44	1	15.1	LF	3	15' 00"	44	1	15.1	LF	3	15' 00"	36	9	18.5	547a	529a	148a	210a						
<b>Sunday</b>		01-Aug-10																																							
22A Coxwell Stn – Victoria Park		11.07																																							
		Sunday morning							Sunday afternoon							Sunday early evening							Sunday late evening																		
22A Coxwell Stn – Victoria Park								LF	4	10' 00"	40	0	16.6	LF	4	10' 00"	40	0	16.6	LF	3	15' 00"	40	5	16.6	LF	3	15' 00"	36	9	18.5	840a	840a	148a	210a						
<b>322 COXWELL</b>		Bir																																							
<b>Overnight, 7 days a week</b>		17-Feb-09																																							
322 Broadview Stn via Cosburn – Victoria Park Stn via Kingston Rd		22.61																																							
		Monday-Friday overnight							Saturday overnight							Sunday overnight																									
322 Broadview Stn via Cosburn – Victoria Park Stn via Kingston Rd		LF	1.3	30' 00"	39	0	34.8	LF	1.3	30' 00"	39	0	34.8	LF	1.3	30' 00"	39	0	34.8																						
		Alternates trips with 324 VICTORIA PARK																																							
<b>42 CUMMER</b>		Wil																																							
<b>Monday to Friday</b>		09-Oct-12																																							
42 Finch Stn – Victoria Park		18.41																																							
42A Finch Stn – Middlefield		31.20																																							
42B Finch Stn – Kennedy		23.16																																							
		Monday-Friday morning peak period							Monday-Friday midday							Monday-Friday afternoon peak period							Monday-Friday early evening							Monday-Friday late evening											
42B Finch Stn – Kennedy		LF	6	9' 00"	54	0	20.5						LF	5	11' 30"	54	4	20.5	LF	4	20' 00"	80	0	23.4	LF	3	20' 00"	58	2	24.0	LF	3	20' 00"	58	2	24.0	629a	643a	826a	833a	
		LF	5	18' 00"	87	3	21.5	LF	3.5	24' 00"	84	0	22.3	LF	4	23' 00"	89	3	21.0	LF	4	20' 00"	80	0	23.4	LF	3	20' 00"	58	2	24.0	LF	3	20' 00"	58	2	24.0	332p	304p	638p	619p
		LF	4	18' 00"	67	5	20.7	LF	2.5	24' 00"	60	0	23.2	LF	3	23' 00"	67	2	20.7	LF	3	20' 00"	58	2	24.0	LF	3	20' 00"	58	2	24.0	LF	3	20' 00"	58	2	24.0	710a	637a	1010p	950p
		Combined/Average																																							
				15	4' 30"					6	12' 00"					12	5' 45"					7	10' 00"						3	20' 00"											
<b>Saturday</b>		13-Oct-12																																							
42B Finch Stn – Kennedy		23.16																																							
		Saturday early morning							Saturday morning							Saturday afternoon							Saturday early evening							Saturday late evening											
42B Finch Stn – Kennedy		LF	3	20' 00"	55	5	25.3	LF	4	15' 00"	60	0	23.2	LF	5	12' 00"	60	0	23.2	LF	4	15' 00"	56	4	24.8	LF	3	20' 00"	56	4	24.8	600a	600a	100a	110a						
<b>Sunday</b>		07-Oct-12																																							
42B Finch Stn – Kennedy		23.16																																							
		Sunday morning							Sunday afternoon							Sunday early evening							Sunday late evening																		
42B Finch Stn – Kennedy								LF	4	15' 00"	55	5	25.3	LF	4	15' 00"	60	0	23.2	LF	3	20' 00"	58	2	24.0	LF	2	30' 00"	55	5	25.3	745a	815a	100a	100a						
<b>113 DANFORTH</b>		Bir																																							
<b>Monday to Friday</b>		04-Sep-12																																							
113 Main Street Stn – Kennedy Stn		15.03																																							
		Monday-Friday morning peak period							Monday-Friday midday							Monday-Friday afternoon peak period							Monday-Friday early evening							Monday-Friday late evening											
113 Main Street Stn – Kennedy Stn		LF	4	13' 00"	52	0	17.3	LF	2	30' 00"	57	3	15.8	LF	4	15' 00"	60	0	15.0	LF	2	24' 00"	48	0	18.8	LF	2	24' 00"	48	0	18.8	540a	514a	140a	116a						
<b>Saturday</b>		09-Sep-06																																							
113 Main Street Stn – Kennedy Stn		15.03																																							
		Saturday early morning							Saturday morning							Saturday afternoon							Saturday early evening							Saturday late evening											
113 Main Street Stn – Kennedy Stn		LF	2	24' 00"	48	0	18.8	LF	3	18' 00"	54	0	16.7	LF	3	18' 00"	54	0	16.7	LF	2	30' 00"	56	4	16.1	LF	1.5	30' 00"	45	0	20.0	551a	515a	137a	115a						
		Alternates trips with 87 COSBURN																																							
<b>Sunday</b>		17-Feb-08																																							
113 Main Street Stn – Kennedy Stn		15.03																																							
		Sunday morning							Sunday afternoon							Sunday early evening							Sunday late evening																		
113 Main Street Stn – Kennedy Stn								LF	2	24' 00"	48	0	18.8	LF	3	20' 00"	48	12	18.8	LF	1.5	30' 00"	45	0	20.0	LF	1.5	30' 00"	45	0	20.0	812a	742a	138a	115a						
		Alternates trips with 87 COSBURN																																							
<b>302 DANFORTH RD-McCOWAN</b>		Bir																																							
<b>Overnight, 7 days a week</b>		17-Feb-08																																							
302 Danforth Ave – Steeles		33.15																																							
		Monday-Friday overnight							Saturday overnight							Sunday overnight																									
302 Danforth Ave – Steeles		LF	2	30' 00"	60	0	33.2	LF	2	30' 00"	60	0	33.2	LF	2	30' 00"	60	0	33.2																						

Overnight service on Danforth Avenue provided by 300 BLOOR-DANFORTH and overnight service on Danforth Road provided by 302 DANFORTH RD-McCOWAN



**TORONTO TRANSIT COMMISSION**

**SERVICE SUMMARY**

November 18, 2012 to January 5, 2013

Route	RT dist (km) and date of last change																					First dep NB or WB	First dep SB or EB	Last dep NB or WB	Last dep SB or EB										
		Veh type	No. of Veh	Service interval	Run time (min)	Term time (min)	Avg spd (km/h)	Veh type	No. of Veh	Service interval	Run time (min)	Term time (min)	Avg spd (km/h)	Veh type	No. of Veh	Service interval	Run time (min)	Term time (min)	Avg spd (km/h)	Veh type	No. of Veh					Service interval	Run time (min)	Term time (min)	Avg spd (km/h)						
<b>127 DAVENPORT</b>	MtD																																		
<b>Monday to Friday</b>	24-Nov-08	Monday-Friday morning peak period					Monday-Friday midday					Monday-Friday afternoon peak period					Monday-Friday early evening					Monday-Friday late evening													
127 Spadina Stn – St Clair & Old Weston Rd	12.15	LF	3	17 ' 00 "	50	1	14.6	LF	2	22 ' 30 "	45	0	16.2	LF	2	25 ' 00 "	50	0	14.6	LF	2	22 ' 30 "	45	0	16.2	LF	2	20 ' 00 "	40	0	18.2	545a	609a	110a	110a
<b>Saturday</b>	29-Nov-08	Saturday early morning					Saturday morning					Saturday afternoon					Saturday early evening					Saturday late evening													
127 Spadina Stn – St Clair & Old Weston Rd	12.15	LF	2	22 ' 30 "	45	0	16.2	LF	2	22 ' 30 "	45	0	16.2	LF	2	22 ' 30 "	45	0	16.2	LF	2	22 ' 30 "	45	0	16.2	LF	2	20 ' 00 "	40	0	18.2	600a	622a	110a	110a
<b>Sunday</b>	08-May-11						Sunday morning					Sunday afternoon					Sunday early evening																		
127 Spadina Stn – St Clair & Old Weston Rd	12.15							LF	2	22 ' 30 "	45	0	16.2	LF	2	22 ' 30 "	45	0	16.2	LF	2	20 ' 00 "	40	0	18.2							905a	842a	1010p	950p
<b>28 DAVISVILLE</b>		See 11 BAYVIEW																																	
28 Davisville Stn – Bayview																																			
28A Davisville Stn – Brick Works																																			
<b>23 DAWES</b>	Bir																																		
<b>Monday to Friday</b>	09-Oct-12	Monday-Friday morning peak period					Monday-Friday midday					Monday-Friday afternoon peak period					Monday-Friday early evening					Monday-Friday late evening													
23 Main Street Stn – St Clair	7.55	LF	6	5 ' 00 "	30	0	15.1	LF	3	10 ' 00 "	30	0	15.1	LF	5	6 ' 00 "	30	0	15.1	LF	3	10 ' 00 "	30	0	15.1	LF	2	15 ' 00 "	30	0	15.1	529a	517a	145a	130a
<b>Saturday</b>	21-Oct-06	Saturday early morning					Saturday morning					Saturday afternoon					Saturday early evening					Saturday late evening													
23 Main Street Stn – St Clair	7.55	LF	2	13 ' 00 "	26	0	17.4	LF	3	10 ' 00 "	30	0	15.1	LF	3	10 ' 00 "	30	0	15.1	LF	2	15 ' 00 "	30	0	15.1	LF	1	30 ' 00 "	30	0	15.1	537a	550a	145a	130a
<b>Sunday</b>	28-Mar-10						Sunday morning					Sunday afternoon					Sunday early evening					Sunday late evening													
23 Main Street Stn – St Clair	7.55							LF	1	24 ' 00 "	24	0	18.9	LF	2	15 ' 00 "	30	0	15.1	LF	2	15 ' 00 "	30	0	15.1	LF	1	30 ' 00 "	30	0	15.1	840a	852a	100a	115a
<b>25 DON MILLS</b>	Egl																																		
<b>Monday to Friday</b>	04-Sep-12	Monday-Friday morning peak period					Monday-Friday midday					Monday-Friday afternoon peak period					Monday-Friday early evening					Monday-Friday late evening													
25 Pape Stn – Steeles	32.70	LF	34	3 ' 10 "	108	0	18.2	LF	16	6 ' 40 "	105	2	18.7	LF	32	3 ' 40 "	114	4	17.2	LF	14	7 ' 00 "	97	1	20.2	LF	9	9 ' 40 "	86	1	22.8	440a	520a	149a	114a
<b>Saturday</b>	13-Oct-12	Saturday early morning					Saturday morning					Saturday afternoon					Saturday early evening					Saturday late evening													
25 Pape Stn – Steeles	32.70	LF	9	10 ' 00 "	90	0	21.8	LF	19	5 ' 30 "	102	3	19.2	LF	19	5 ' 30 "	102	3	19.2	LF	9	10 ' 00 "	84	6	23.4	LF	9	10 ' 00 "	84	6	23.4	440a	520a	149a	110a
<b>Sunday</b>	02-Sep-12	Sunday early morning					Sunday morning					Sunday afternoon					Sunday early evening					Sunday late evening													
25 Pape Stn – Steeles	32.70	LF	3	30 ' 00 "	90	0	21.8	LF	12	8 ' 30 "	98	4	20.0	LF	18	5 ' 40 "	98	4	20.0	LF	8	10 ' 00 "	80	0	24.5	LF	7	12 ' 00 "	80	4	24.5	440a	520a	149a	110a
<b>303 DON MILLS</b>	Egl																																		
<b>Overnight, 7 days a week</b>	04-Sep-05	Monday-Friday overnight					Saturday overnight					Sunday overnight																							
303 Steeles – Queen via Broadview	47.04	LF	3	30 ' 00 "	90	0	31.4	LF	3	30 ' 00 "	90	0	31.4	LF	3	30 ' 00 "	90	0	31.4																
<b>108 DOWNSVIEW</b>	Arw																																		
<b>Monday to Friday</b>	09-Oct-12	Monday-Friday morning peak period					Monday-Friday midday					Monday-Friday afternoon peak period					Monday-Friday early evening					Monday-Friday late evening													
108 Downsview Stn – Jane	16.91	LF	4	13 ' 00 "	50	2	20.3	LF	2.5	18 ' 00 "	43	2	23.6	LF	3	17 ' 00 "	48	3	21.1	LF	4	11 ' 00 "	43	1	23.6	LF	3	15 ' 00 "	41	4	24.7	612a	545a	105a	106a
108A Downsview Stn – Jane via Grandravine	15.26	LF	4	13 ' 00 "	50	2	18.3	LF	2.5	18 ' 00 "	43	2	21.3	LF	3	17 ' 00 "	48	3	19.1													624a	559a	651p	716p
Combined/Average			8	6 ' 30 "					5	9 ' 00 "					6	8 ' 30 "					4	11 ' 00 "					3	15 ' 00 "							
<b>Saturday</b>	10-Sep-11	Saturday early morning					Saturday morning					Saturday afternoon					Saturday early evening					Saturday late evening													
108 Downsview Stn – Jane	16.91	LF	3	15 ' 00 "	40	5	25.4	LF	4	12 ' 00 "	43	5	23.6	LF	6	7 ' 30 "	44	1	23.1	LF	3	15 ' 00 "	40	5	25.4	LF	3	15 ' 00 "	40	5	25.4	545a	615a	105a	105a
<b>Sunday</b>	07-Oct-12						Sunday morning					Sunday afternoon					Sunday early evening					Sunday late evening													
108 Downsview Stn – Jane	16.91							LF	3	15 ' 00 "	40	5	25.4	LF	4	12 ' 00 "	44	4	23.1	LF	3	15 ' 00 "	40	5	25.4	LF	2	22 ' 00 "	40	4	25.4	830a	825a	105a	105a



**TORONTO TRANSIT COMMISSION****SERVICE SUMMARY**

November 18, 2012 to January 5, 2013

Route	RT dist (km) and date of last change	Veh type	No. of Veh	Service interval	Run time (min)	Term time (min)	Avg spd (km/h)	Veh type	No. of Veh	Service interval	Run time (min)	Term time (min)	Avg spd (km/h)	Veh type	No. of Veh	Service interval	Run time (min)	Term time (min)	Avg spd (km/h)	Veh type	No. of Veh	Service interval	Run time (min)	Term time (min)	Avg spd (km/h)	Veh type	No. of Veh	Service interval	Run time (min)	Term time (min)	Avg spd (km/h)	First dep NB or WB	First dep SB or EB	Last dep NB or WB	Last dep SB or EB	
<b>101 DOWNSVIEW PARK</b>	Arw																																			
<b>Monday to Friday</b>	04-Sep-12																																			
101 Downsview Stn – Downsview Park	5.64																																			
<b>Monday to Friday service operates seasonally. Service is scheduled to resume in the May 2013 Board Period.</b>																																				
<b>Saturday</b>	25-Jun-11																																			
101 Downsview Stn – Downsview Park	5.64																																			
Saturday morning																																				
		LF	1	20'00"	20	0	16.9							LF	1	20'00"	20	0	16.9																	
Saturday afternoon																																				
		LF	1	20'00"	20	0	16.9							LF	1	20'00"	20	0	16.9																	
Saturday early evening																																				
		LF	1	20'00"	20	0	16.9							LF	1	20'00"	20	0	16.9																	
<b>Sunday</b>	19-Jun-11																																			
101 Downsview Stn – Downsview Park	5.64																																			
Sunday morning																																				
		LF	1	20'00"	20	0	16.9							LF	1	20'00"	20	0	16.9																	
Sunday afternoon																																				
		LF	1	20'00"	20	0	16.9							LF	1	20'00"	20	0	16.9																	
Sunday early evening																																				
		LF	1	20'00"	20	0	16.9							LF	1	20'00"	20	0	16.9																	
<b>142 DOWNTOWN/ AVENUE RD EXPRESS</b>	Wil																																			
<b>Monday to Friday</b>	21-Jun-10																																			
142 Downtown – Highway 401	24.41	LF	3	30'00"	90	0	16.3							LF	3	30'00"	90	0	16.3																	
Monday-Friday morning peak period																																				
Monday-Friday afternoon peak period																																				
		LF	3	30'00"	90	0	16.3							LF	3	30'00"	90	0	16.3																	
<b>143 DOWNTOWN/ BEACH EXPRESS</b>	Bir																																			
<b>Monday to Friday</b>	19-Oct-09																																			
143 Downtown – Neville Park	20.37	LF	3	Six WB trips										LF	2	Five EB trips																				
Monday-Friday morning peak period																																				
Monday-Friday afternoon peak period																																				
		LF	3	Six WB trips										LF	2	Five EB trips																				
<b>144 DOWNTOWN/ DON VALLEY EXPRESS</b>	Egl																																			
<b>Monday to Friday</b>	04-Jan-10																																			
144 Downtown – Wynford and Underhill	39.75																																			
144A Underhill – Downtown	41.02	LF	5	Five SB trips																																
144B Wynford – Downtown	32.19	LF	4	Seven SB trips																																
Combined/Average			9											4																						
<b>145 DOWNTOWN/ HUMBER BAY EXPRESS</b>	Qsy																																			
<b>Monday to Friday</b>	22-Nov-10																																			
145 Kipling – Downtown	28.81	LF		Three EB trips										LF		Three WB trips																				
145A Royal York – Downtown	27.85	LF		Two EB trips										LF		Three WB trips																				
Combined/Average			3											3																						
<b>141 DOWNTOWN/ MT PLEASANT EXPRESS</b>	MtD																																			
<b>Monday to Friday</b>	04-Sep-12																																			
141 Downtown – Eglinton	20.12	LF	3	Four SB trips										LF	2	Two NB trips																				
Monday-Friday morning peak period																																				
Monday-Friday afternoon peak period																																				
		LF	3	Four SB trips										LF	2	Two NB trips																				
<b>502 DOWNTOWNER and 503 KINGSTON RD</b>	Rus																																			
<b>Monday to Friday</b>	19-Nov-12																																			
502 McCaul – Victoria Park	20.91	CLRV	7	12'00"	84	0	14.9	CLRV	4	20'00"	80	0	15.7	CLRV	7	12'00"	84	0	14.9																	
503 York – Victoria Park	17.94	CLRV	6	12'00"	72	0	15.0							CLRV	6	12'00"	72	0	15.0																	
			13	6'00"											13	6'00"																				

Evening and weekend service on Kingston Road provided by 22 COXWELL.  
 Overnight service on Kingston Road provided by 322 COXWELL.



**TORONTO TRANSIT COMMISSION**

**SERVICE SUMMARY**

November 18, 2012 to January 5, 2013

Route	RT dist (km) and date of last change	Veh type	No. of Veh	Service interval	Run time (min)	Term time (min)	Avg spd (km/h)	Veh type	No. of Veh	Service interval	Run time (min)	Term time (min)	Avg spd (km/h)	Veh type	No. of Veh	Service interval	Run time (min)	Term time (min)	Avg spd (km/h)	Veh type	No. of Veh	Service interval	Run time (min)	Term time (min)	Avg spd (km/h)	Veh type	No. of Veh	Service interval	Run time (min)	Term time (min)	Avg spd (km/h)	First dep NB or WB	First dep SB or EB	Last dep NB or WB	Last dep SB or EB			
<b>125 DREWRY</b>	Wil																																					
<b>Monday to Friday</b>	09-Oct-12			Monday-Friday morning peak period				Monday-Friday midday					Monday-Friday afternoon peak period							Monday-Friday early evening					Monday-Friday late evening													
125 Finch Stn – Bathurst (Torresdale)	7.92	LF	5	6 ' 30 "	30	3	15.8	LF	1	30 ' 00 "	28	2	17.0	LF	3	10 ' 00 "	30	0	15.8	LF	2	15 ' 00 "	25	5	19.0	LF	1	30 ' 00 "	25	5	19.0			600a	542a	100a	1242a	
<b>Saturday</b>	13-Oct-10			Saturday early morning				Saturday morning					Saturday afternoon							Saturday early evening				Saturday late evening														
125 Finch Stn – Bathurst (Torresdale)	7.92	LF	1	30 ' 00 "	25	5	19.0	LF	2	15 ' 00 "	28	2	17.0	LF	2	15 ' 00 "	28	2	17.0	LF	1	30 ' 00 "	25	5	19.0	LF	1	30 ' 00 "	25	5	19.0			630a	612a	100a	1242a	
<b>Sunday</b>	03-Jan-10			Sunday morning				Sunday afternoon					Sunday early evening							Sunday late evening																		
125 Finch Stn – Bathurst (Torresdale)	7.92	LF	1	30 ' 00 "	28	2	17.0	LF	1	30 ' 00 "	28	2	17.0	LF	1	30 ' 00 "	25	5	19.0	LF	1	30 ' 00 "	25	5	19.0	LF	1	30 ' 00 "	25	5	19.0			900a	844a	100a	1242a	
<b>29 DUFFERIN</b>	Wil			<i>Italicised branch names are for internal use only</i>																																		
<b>Monday to Friday</b>	19-Nov-12			Monday-Friday morning peak period				Monday-Friday midday					Monday-Friday afternoon peak period							Monday-Friday early evening				Monday-Friday late evening														
29 Wilson Stn–Exhibition (Dufferin Gate)																																						
29 To Exhibition (Dufferin Gate)	24.48							Lift	30	3 ' 20 "	96	4	15.3							Lift	21	4 ' 00 "	81	3	18.1	Lift	9	7 ' 15 "	64	2	23.0			820a	840a	307p	334p	
29 To Wilson Stn																																						
29A Tycos Dr – Exhibition (Dufferin Gate)																																						
29 To Exhibition (Dufferin Gate)	18.31	Lift	12	5 ' 15 "	61	2	18.0						Lift	14	5 ' 40 "	73	6	15.1																				
29A To Tycos																																						
29D Wilson Stn–Exhibition (Princes' Gate)																																						
29D To Exhibition (Princes' Gate)	27.12	Lift	19	5 ' 15 "	98	2	16.6						Lift	19	5 ' 40 "	105	3	15.5																				
29 To Wilson Stn																																						
Combined/Average			<b>31</b>	<b>2 ' 38 "</b>				<b>30</b>	<b>3 ' 20 "</b>				<b>33</b>	<b>2 ' 50 "</b>					<b>21</b>	<b>4 ' 00 "</b>				<b>9</b>	<b>7 ' 15 "</b>													
<b>Saturday</b>	24-Nov-12			Saturday early morning				Saturday morning					Saturday afternoon							Saturday early evening				Saturday late evening														
29 Wilson Stn–Exhibition (Dufferin Gate)																																						
29 To Exhibition (Dufferin Gate)	24.48							Lift	12	8 ' 40 "	101	3	14.5	Lift	21	5 ' 00 "	101	4	14.5					Lift	6	11 ' 00 "	65	1	22.6			852a	804a	735p	650p			
29 To Wilson Stn																																						
29D Wilson Stn–Exhibition (Princes' Gt)																																						
29D To Exhibition (Princes' Gate)	27.12	Lift	13	6 ' 15 "	81	0	20.0	Lift	13	8 ' 40 "	112	1	14.5	Lift	23	5 ' 00 "	112	3	14.5	Lift	12	7 ' 20 "	88	0	18.5													
29 To Wilson Stn																																						
Combined/Average			<b>13</b>	<b>6 ' 15 "</b>				<b>25</b>	<b>4 ' 20 "</b>				<b>44</b>	<b>2 ' 30 "</b>					<b>12</b>	<b>7 ' 20 "</b>			<b>6</b>	<b>11 ' 00 "</b>														
<b>Sunday</b>	18-Nov-12			Sunday early morning				Sunday morning					Sunday afternoon							Sunday early evening				Sunday late evening														
29 Wilson Stn–Exhibition (Dufferin Gate)																																						
29 To Exhibition (Dufferin Gate)	24.48							Lift	9	10 ' 00 "	89	1	16.5	Lift	14	6 ' 45 "	89	6	16.5	Lift	7	10 ' 00 "	70	0	21.0	Lift	6	11 ' 00 "	64	2	23.0			910a	830a	152a	141a	
29 To Wilson Stn																																						
29D Wilson Stn–Exhibition (Princes' Gate)																																						
29D To Exhibition (Princes' Gate)	27.12	Lift	7	10 ' 00 "	70	0	23.2	Lift	10	10 ' 00 "	99	1	16.4	Lift	15	6 ' 45 "	99	3	16.5																			
29 To Wilson Stn																																						
Combined/Average			<b>7</b>	<b>10 ' 00 "</b>				<b>19</b>	<b>5 ' 00 "</b>				<b>29</b>	<b>3 ' 23 "</b>					<b>7</b>	<b>10 ' 00 "</b>			<b>6</b>	<b>11 ' 00 "</b>														
<b>329 DUFFERIN</b>	MtD/Wil			During TTC Trackwork on Dufferin south of Queen, buses will operate over a revised routing.																																		
<b>Overnight, 7 days a week</b>	02-Sep-12			Monday-Friday overnight				Saturday overnight					Sunday overnight																									
329 Wilson Stn – Exhibition	30.75	LF	2.4	30 ' 00 "	72	0	25.6	LF	2.4	30 ' 00 "	72	0	25.6	LF	2.4	30 ' 00 "	72	0	25.6																			
				Alternates trips with 316 OSSINGTON																																		



TORONTO TRANSIT COMMISSION

SERVICE SUMMARY

November 18, 2012 to January 5, 2013

Route	RT dist (km) and date of last change	Veh type	No. of Veh	Service interval	Run time (min)	Term time (min)	Avg spd (km/h)	Veh type	No. of Veh	Service interval	Run time (min)	Term time (min)	Avg spd (km/h)	Veh type	No. of Veh	Service interval	Run time (min)	Term time (min)	Avg spd (km/h)	Veh type	No. of Veh	Service interval	Run time (min)	Term time (min)	Avg spd (km/h)	Veh type	No. of Veh	Service interval	Run time (min)	Term time (min)	Avg spd (km/h)	First dep NB or WB	First dep SB or EB	Last dep NB or WB	Last dep SB or EB				
<b>105 DUFFERIN NORTH</b>	Wtl	Service outside Toronto north of Steeles Avenue is provided under contract to York Region.																																					
<b>Monday to Friday</b>	09-Oct-12	Monday-Friday morning peak period							Monday-Friday midday							Monday-Friday afternoon peak period							Monday-Friday early evening							Monday-Friday late evening									
105 Downsview Stn – Rutherford	23.58	LF	2.5	28'00"	61	9	23.2	LF	2	30'00"	54	6	26.2	LF	3.5	24'00"	75	9	18.9	LF	2	30'00"	55	5	25.7														
105B Downsview Stn – Major Mackenzie	27.93	LF	2.5	28'00"	69	1	24.3							LF	3.5	24'00"	83	1	20.2																				
105C Downsview Stn – Steeles	9.93							LF	1	30'00"	25	5	23.8							LF	1	30'00"	28	2	21.3		LF	1	30'00"	30	0	19.9							
Combined/Average			5	14'00"					3	15'00"					7	12'00"					3	15'00"						1	30'00"										
<b>Saturday</b>	13-Oct-12	Saturday early morning							Saturday morning							Saturday afternoon							Saturday early evening							Saturday late evening									
105 Downsview Stn – Rutherford	23.58	LF	2	30'00"	55	5	25.7	LF	2	30'00"	55	5	25.7	LF	2	30'00"	55	5	25.7	LF	2	30'00"	55	5	25.7														
105C Downsview Stn – Steeles	9.93							LF	1	30'00"	28	2	21.3	LF	1	30'00"	28	2	21.3								LF	1	30'00"	30	0	19.9							
Combined/Average			2	30'00"					3	15'00"					3	15'00"					2	30'00"						1	30'00"										
<b>Sunday</b>	08-May-11	Sunday morning							Sunday afternoon							Sunday early evening																							
105 Downsview Stn – Rutherford	23.58							LF	2	30'00"	55	5	25.7	LF	2	30'00"	55	5	25.7	LF	2	30'00"	55	5	25.7														
<b>505 DUNDAS</b>	Ron/Rus																																						
<b>Monday to Friday</b>	09-Oct-12	Monday-Friday morning peak period							Monday-Friday midday							Monday-Friday afternoon peak period							Monday-Friday early evening							Monday-Friday late evening									
505 Dundas West Stn – Broadview Stn	21.47	CLRV	19	5'15"	94	6	13.7	CLRV	16	6'30"	96	8	13.4	CLRV	20	5'20"	100	7	12.9	CLRV	11	8'00"	83	5	15.5	CLRV	7	12'00"	78	6	16.5								
<b>Saturday</b>	13-Oct-12	Saturday early morning							Saturday morning							Saturday afternoon							Saturday early evening							Saturday late evening									
505 Dundas West Stn – Broadview Stn	21.47	CLRV	9	10'00"	84	6	15.3	CLRV	16	6'45"	104	4	12.4	CLRV	21	5'30"	105	11	12.3	CLRV	8	12'00"	91	5	14.2	CLRV	6	14'00"	78	6	16.5								
<b>Sunday</b>	07-Oct-12	Sunday early morning							Sunday morning							Sunday afternoon							Sunday early evening							Sunday late evening									
505 Dundas West Stn – Broadview Stn	21.47	CLRV	4	20'00"	80	0	16.1	CLRV	12	8'00"	92	4	14.0	CLRV	17	6'00"	94	8	13.7	CLRV	8	12'00"	91	5	14.2	CLRV	6	14'00"	78	6	16.5								
<b>26 DUPONT</b>	Qsy																																						
<b>Monday to Friday</b>	13-Feb-12	Monday-Friday morning peak period							Monday-Friday midday							Monday-Friday afternoon peak period							Monday-Friday early evening																
26 St George Stn – Jane Stn	19.09	LF	5	16'00"	75	5	15.3	LF	4	20'00"	68	12	16.8	LF	6	14'00"	80	4	14.3	LF	3	20'00"	60	0	19.1														
<b>Saturday</b>	10-Sep-11	Saturday early morning							Saturday morning							Saturday afternoon							Saturday early evening																
26 St George Stn – Jane Stn	19.09	LF	2	30'00"	60	0	19.1	LF	3	24'00"	72	0	15.9	LF	3	24'00"	72	0	15.9	LF	3	24'00"	72	0	15.9														
<b>Sunday</b>	07-Oct-12	Sunday early morning							Sunday morning							Sunday afternoon							Sunday early evening																
26 St George Stn – Jane Stn	19.09	LF	2	30'00"	60	0	19.1	LF	2	30'00"	60	0	19.1	LF	2	30'00"	60	0	19.1	LF	2	30'00"	60	0	19.1														
<b>111 EAST MALL</b>	Qsy																																						
<b>Monday to Friday</b>	09-Oct-12	Monday-Friday morning peak period							Monday-Friday midday							Monday-Friday afternoon peak period							Monday-Friday early evening							Monday-Friday late evening									
111 Kipling Stn – Eglinton	17.93	LF	5	10'00"	46	4	23.4	LF	5	10'00"	46	4	23.4	LF	6	9'00"	49	5	22.0	LF	3	15'00"	45	0	23.9	LF	2	20'00"	36	4	29.9								
<b>Saturday</b>	20-Feb-10	Saturday early morning							Saturday morning							Saturday afternoon							Saturday early evening							Saturday late evening									
111 Kipling Stn – Eglinton	17.93	LF	2	20'00"	40	0	26.9	LF	3.5	15'00"	52	0	20.6	LF	5	11'00"	47	8	22.9	LF	2	20'00"	39	1	27.6	LF	2	20'00"	36	4	29.9								
Alternates trips with 123 SHORNCLIFFE																																							
<b>Sunday</b>	14-Feb-10	Sunday morning							Sunday afternoon							Sunday early evening							Sunday late evening																
111 Kipling Stn – Eglinton	17.93							LF	3	15'00"	45	0	23.9	LF	3	18'00"	47	7	22.9	LF	2	20'00"	39	1	27.6	LF	2	20'00"	36	4	29.9								
<b>404 EAST YORK COMMUNITY BUS</b>	W-T																																						
<b>Monday to Friday</b>	Mar-05	Monday-Friday midday							Monday-Friday afternoon peak period																														
404 East General Hospital – Shoppers World via Victoria Park Stn								CB	1	75'00"	75	0		CB	1	75'00"	75	0																					



**TORONTO TRANSIT COMMISSION**

**SERVICE SUMMARY**

November 18, 2012 to January 5, 2013

Route	RT dist (km) and date of last change	Veh type	No. of Veh	Service interval	Run time (min)	Term time (min)	Avg spd (km/h)	Veh type	No. of Veh	Service interval	Run time (min)	Term time (min)	Avg spd (km/h)	Veh type	No. of Veh	Service interval	Run time (min)	Term time (min)	Avg spd (km/h)	Veh type	No. of Veh	Service interval	Run time (min)	Term time (min)	Avg spd (km/h)	Veh type	No. of Veh	Service interval	Run time (min)	Term time (min)	Avg spd (km/h)	First dep NB or WB	First dep SB or EB	Last dep NB or WB	Last dep SB or EB				
<b>34 EGLINTON EAST</b>	Egl																																						
<b>Monday to Friday</b>	09-Oct-12			<b>Monday-Friday morning peak period</b>				<b>Monday-Friday midday</b>						<b>Monday-Friday afternoon peak period</b>						<b>Monday-Friday early evening</b>							<b>Monday-Friday late evening</b>												
34 Eglinton Stn – Kingston Rd	33.71	LF	15	8' 00 "	116	4	17.4							LF	15	8' 00 "	118	2	17.1														518a	500a	900a	825a			
34C Eglinton Stn – Kennedy Stn	23.33	LF	11	8' 00 "	82	6	17.1	LF	10	8' 30 "	81	4	17.3	LF	11	8' 00 "	86	2	16.3	LF	13	6' 15 "	80	2	17.5	LF	5	14' 00 "	70	0	20.0			310p	242p	701p	618p		
Combined/Average			26	4' 00 "				10	8' 30 "					26	4' 00 "					13	6' 15 "					5	14' 00 "						642a	621a	210a	200a			
<b>Saturday</b>	08-Sep-12			<b>Saturday early morning</b>				<b>Saturday morning</b>						<b>Saturday afternoon</b>						<b>Saturday early evening</b>						<b>Saturday late evening</b>													
34C Eglinton Stn – Kennedy Stn	23.33	LF	6	12' 00 "	72	0	19.4	LF	13	6' 00 "	76	2	18.4	LF	13	6' 00 "	76	2	18.4	LF	6	11' 00 "	66	0	21.2	LF	4	15' 00 "	60	0	23.3			501a	514a	210a	200a		
<b>Sunday</b>	25-Mar-12			<b>Sunday early morning</b>				<b>Sunday morning</b>						<b>Sunday afternoon</b>						<b>Sunday early evening</b>						<b>Sunday late evening</b>													
34C Eglinton Stn – Kennedy Stn	23.33	LF	7	10' 20 "	72	1	19.5	LF	7	10' 20 "	72	1	19.5	LF	8	9' 30 "	72	4	19.4	LF	5	14' 00 "	66	4	21.2	LF	3	20' 00 "	60	0	23.3			702a	715a	220a	150a		
<b>305 EGLINTON EAST</b>	Egl																																						
<b>Overnight, 7 days a week</b>	14-Feb-10			<b>Monday-Friday overnight</b>				<b>Saturday overnight</b>						<b>Sunday overnight</b>																									
305 Eglinton Stn – Rouge Hill GO Stn	48.20	LF	3.5	30' 00 "	105	0	27.5	LF	3.5	30' 00 "	105	0	27.5	LF	3.5	30' 00 "	105	0	27.5																				
				Alternates trips with 354 LAWRENCE EAST				Alternates trips with 354 LAWRENCE EAST						Alternates trips with 354 LAWRENCE EAST																									
<b>32 EGLINTON WEST</b>	MtD																																						
<b>Monday to Friday</b>	09-Oct-12			<b>Monday-Friday morning peak period</b>				<b>Monday-Friday midday</b>						<b>Monday-Friday afternoon peak period</b>						<b>Monday-Friday early evening</b>						<b>Monday-Friday late evening</b>													
32 Eglinton Stn – Renforth	32.99																									LF	7.5	12' 00 "	90	0	22.0			914p	1010p	120a	115a		
32A Eglinton Stn – Renforth & Skymark	34.65	LF	27	4' 30 "	119	3	17.5	LF	9	12' 00 "	108	0	19.2	LF	18	7' 00 "	118	8	17.6	LF	11	10' 00 "	109	1	19.1									442a	516a	900p	1000p		
32C Eglinton Stn – Jane & Lawrence via Trethewey	20.18	LF	19	4' 30 "	85	1	14.2	LF	7	12' 00 "	84	0	14.4	LF	13	7' 00 "	89	2	13.6	LF	9	10' 00 "	84	6	14.4	LF	6.5	12' 00 "	70	8	17.3			547a	535a	110a	130a		
32D Eglinton West Stn – Jane & Emmett	13.21	LF	5	9' 00 "	43	2	18.4	LF	4	12' 00 "	48	0	16.5	LF	7	7' 00 "	47	2	16.9	LF	2	24' 00 "	48	0	16.5									630a	601a	1016p	952p		
Combined/Average			51	1' 48 "				20	4' 00 "					38	2' 20 "					22	4' 08 "					14	6' 00 "												
<b>Saturday</b>	13-Oct-12			<b>Saturday early morning</b>				<b>Saturday morning</b>						<b>Saturday afternoon</b>						<b>Saturday early evening</b>						<b>Saturday late evening</b>													
32 Eglinton Stn – Renforth	32.99	LF	6	15' 00 "	90	0	22.0	LF	13	9' 00 "	117	0	16.9	LF	13	9' 00 "	117	0	16.9	LF	5	20' 00 "	96	4	20.6	LF	5	18' 00 "	90	0	22.0			442a	515a	120a	111a		
32C Eglinton Stn – Jane & Lawrence via Trethewey	20.18	LF	5	15' 00 "	75	0	16.1	LF	11	9' 00 "	96	3	12.6	LF	11	9' 00 "	96	3	12.6	LF	4	20' 00 "	72	8	16.8	LF	4	18' 00 "	70	2	17.3			552a	530a	110a	133a		
32D Eglinton West Stn – Jane & Emmett	13.21	LF	2	24' 00 "	43	5	18.4	LF	2	30' 00 "	60	0	13.2	LF	2	30' 00 "	60	0	13.2	LF	2	24' 00 "	48	0	16.5									618a	614a	1017p	954p		
Combined/Average			13	5' 43 "				26	3' 55 "					26	3' 55 "					11	7' 04 "					9	9' 00 "												
<b>Sunday</b>	25-Mar-12			<b>Sunday early morning</b>				<b>Sunday morning</b>						<b>Sunday afternoon</b>						<b>Sunday early evening</b>						<b>Sunday late evening</b>													
32 Eglinton Stn – Renforth	32.99	LF	3.5	30' 00 "	90	15	22.0	LF	6.5	15' 00 "	97	1	20.4	LF	9.5	11' 00 "	99	6	20.0	LF	5.5	18' 00 "	96	3	20.6	LF	4	23' 30 "	90	4	22.0			442a	525a	103a	105a		
32C Eglinton Stn – Jane & Lawrence via Trethewey	20.18	LF	2.5	30' 00 "	70	5	17.3	LF	5.5	15' 00 "	80	3	15.1	LF	7.5	11' 00 "	80	3	15.1	LF	4.5	18' 00 "	72	9	16.8	LF	3	23' 30 "	70	1	17.3			700a	740a	115a	127a		
32D Eglinton West Stn – Jane & Emmett	13.21							LF	2	24' 00 "	44	4	18.0	LF	2	24' 00 "	46	2	17.2																900a	903a	700p	702p	
Combined/Average			6	15' 00 "				14	5' 43 "					19	4' 28 "					10	9' 00 "					7	11' 45 "												
<b>307 EGLINTON WEST</b>	MtD																																						
<b>Overnight, 7 days a week</b>	23-Nov-08			<b>Monday-Friday overnight</b>				<b>Saturday overnight</b>						<b>Sunday overnight</b>																									
307 Eglinton Stn – Pearson Airport	38.95	LF	3	30' 00 "	90	0	26.0	LF	3	30' 00 "	90	0	26.0	LF	3	30' 00 "	90	0	26.0																				
<b>405 ETOBICOKE COMMUNITY BUS</b>	W-T																																						
<b>Monday to Friday</b>	24-Oct-05							<b>Monday-Friday midday</b>						<b>Monday-Friday afternoon peak period</b>																									
405 Richview – Kipling								CB	1	74' 00 "	74	0		CB	1	74' 00 "	74	0																		922a	1000a	516p	440a



**TORONTO TRANSIT COMMISSION**

**SERVICE SUMMARY**

November 18, 2012 to January 5, 2013

Route	RT dist (km) and date of last change																					First dep NB or WB	First dep SB or EB	Last dep NB or WB	Last dep SB or EB												
		Veh type	No. of Veh	Service interval	Run time (min)	Term time (min)	Avg spd (km/h)	Veh type	No. of Veh	Service interval	Run time (min)	Term time (min)	Avg spd (km/h)	Veh type	No. of Veh	Service interval	Run time (min)	Term time (min)	Avg spd (km/h)	Veh type	No. of Veh					Service interval	Run time (min)	Term time (min)	Avg spd (km/h)								
<b>15 EVANS</b>	Qsy																																				
<b>Monday to Friday</b>	04-Sep-12	<b>Monday-Friday morning peak period</b>					<b>Monday-Friday midday</b>					<b>Monday-Friday afternoon peak period</b>					<b>Monday-Friday early evening</b>					<b>Monday-Friday late evening</b>															
15 Royal York Stn – Sherway	16.51	LF	4	12 ' 30 "	50	0	19.8	LF	2	22 ' 30 "	45	0	22.0	LF	4	12 ' 30 "	50	0	19.8	LF	1.5	30 ' 00 "	40	5	24.8	LF	1.5	30 ' 00 "	40	5	24.8	600a	545a	115a	105a		
<b>Saturday</b>	29-Nov-08	<b>Saturday early morning</b>					<b>Saturday morning</b>					<b>Saturday afternoon</b>					<b>Saturday early evening</b>					<b>Saturday late evening</b>															
15 Royal York Stn – Sherway	16.51	LF	1.5	30 ' 00 "	45	0	22.0	LF	1.5	30 ' 00 "	45	0	22.0	LF	1.5	30 ' 00 "	45	0	22.0	LF	1.5	30 ' 00 "	40	5	24.8	LF	1.5	30 ' 00 "	40	5	24.8	600a	600a	100a	1250a		
<b>Sunday</b>	08-May-11	<b>Sunday morning</b>					<b>Sunday afternoon</b>					<b>Sunday early evening</b>																									
15 Royal York Stn – Sherway	16.51							LF	1.5	30 ' 00 "	40	5	24.8	LF	1.5	30 ' 00 "	40	5	24.8	LF	1.5	30 ' 00 "	40	5	24.8							907a	900a	1007p	1000p		
<b>193 EXHIBITION ROCKET</b>	Wil	Bus service provided only during special events																																			
193 Dundas West Stn – Exhibition																																					
<b>104 FAYWOOD</b>	Wil																																				
<b>Monday to Friday</b>	20-Jun-11	<b>Monday-Friday morning peak period</b>					<b>Monday-Friday midday</b>					<b>Monday-Friday afternoon peak period</b>					<b>Monday-Friday early evening</b>					<b>Monday-Friday late evening</b>															
104 Wilson Stn – Downsview Stn	16.24	LF	4	13 ' 00 "	48	4	20.3	LF	3	15 ' 00 "	44	1	22.1	LF	4	13 ' 00 "	48	4	20.3	LF	3	14 ' 00 "	38	4	25.6	LF	2	20 ' 00 "	38	2	25.6	548a	557a	100a	119a		
<b>Saturday</b>	28-Nov-09	<b>Saturday early morning</b>					<b>Saturday morning</b>					<b>Saturday afternoon</b>					<b>Saturday early evening</b>					<b>Saturday late evening</b>															
104 Wilson Stn – Downsview Stn	16.24	LF	3	14 ' 00 "	36	6	27.1	LF	3	14 ' 00 "	38	4	25.6	LF	3	14 ' 00 "	38	4	25.6	LF	3	14 ' 00 "	38	4	25.6	LF	2	20 ' 00 "	38	2	25.6	615a	636a	115a	134a		
<b>Sunday</b>	22-Nov-09	<b>Sunday morning</b>					<b>Sunday afternoon</b>					<b>Sunday early evening</b>					<b>Sunday late evening</b>																				
104 Wilson Stn – Downsview Stn	16.24							LF	2	20 ' 00 "	38	2	25.6	LF	2	20 ' 00 "	38	2	25.6	LF	2	20 ' 00 "	38	2	25.6	LF	2	20 ' 00 "	38	2	25.6	745a	805a	125a	125a		
<b>139 FINCH-DON MILLS</b>	Mal																																				
<b>Monday to Friday</b>	13-Feb-12	<b>Monday-Friday morning peak period</b>					<b>Monday-Friday midday</b>					<b>Monday-Friday afternoon peak period</b>					<b>Monday-Friday early evening</b>																				
139E Don Mills Stn – Neilson & Finch	27.24	Lift	4	20 ' 00 "	76	4	21.5							Lift	4	20 ' 00 "	76	4	21.5															610a	652a	910a	932a
																																	227p	309p	627p	649p	
<b>39 FINCH EAST</b>	Mal																																				
<b>Monday to Friday</b>	04-Sep-12	<b>Monday-Friday morning peak period</b>					<b>Monday-Friday midday</b>					<b>Monday-Friday afternoon peak period</b>					<b>Monday-Friday early evening</b>					<b>Monday-Friday late evening</b>															
39 Finch Stn – Seneca College		Lift	5	7 ' 00 "	32	3	21.4							Lift	4	9 ' 00 "	32	4	21.4															625a	644a	852a	857a
39F Finch Stn – Seneca College Express	11.39	Lift	28	3 ' 30 "	96	2	20.9							Lift	23	4 ' 30 "	100	4	20.1														325p	302p	607p	602p	
39D Finch Stn – Neilson	33.46	Lift	14	6 ' 15 "	85	3	23.6							Lift	11	8 ' 00 "	86	2	23.3														455a	515a	201a	225a	
39G Finch Stn – Old Finch	43.12	Lift	1	14 ' 00 "	108	4	24.0							Lift	1	13 ' 30 "	112	2	23.1														604a	604a	852a	810a	
																																320p	300p	643p	649p		
Combined/Average			34	2 ' 20 "					14	6 ' 15 "					28	3 ' 00 "																					
<b>Saturday</b>	18-Feb-12	<b>Saturday early morning</b>					<b>Saturday morning</b>					<b>Saturday afternoon</b>					<b>Saturday early evening</b>					<b>Saturday late evening</b>															
39D Finch Stn – Neilson	33.46	Lift	12	7 ' 30 "	88	2	22.8	Lift	12	7 ' 30 "	90	0	22.3	Lift	13	7 ' 00 "	91	0	22.1	Lift	18	5 ' 00 "	86	4	23.3	Lift	8	9 ' 00 "	70	2	28.7	501a	531a	200a	200a		
<b>Sunday</b>	28-Mar-10	<b>Sunday early morning</b>					<b>Sunday morning</b>					<b>Sunday afternoon</b>					<b>Sunday early evening</b>					<b>Sunday late evening</b>															
39D Finch Stn – Neilson	33.46	Lift	16	5 ' 45 "	90	2	22.3	Lift	16	5 ' 45 "	90	2	22.3	Lift	21	4 ' 20 "	90	1	22.3	Lift	12	7 ' 15 "	85	2	23.8	Lift	7	10 ' 00 "	70	0	28.7	500a	530a	200a	225a		
<b>308 FINCH EAST</b>	Mal/Arw																																				
<b>Overnight, 7 days a week</b>	16-Feb-03	<b>Monday-Friday overnight</b>					<b>Saturday overnight</b>					<b>Sunday overnight</b>																									
308 Finch Stn – Markham Rd	33.57	LF	2	30 ' 00 "	64	0	31.5	LF	2	30 ' 00 "	64	0	31.5	LF	2	30 ' 00 "	64	0	31.5																		



**TORONTO TRANSIT COMMISSION**

**SERVICE SUMMARY**

November 18, 2012 to January 5, 2013

Route	RT dist (km) and date of last change	Veh type	No. of Veh	Service interval	Run time (min)	Term time (min)	Avg spd (km/h)	Veh type	No. of Veh	Service interval	Run time (min)	Term time (min)	Avg spd (km/h)	Veh type	No. of Veh	Service interval	Run time (min)	Term time (min)	Avg spd (km/h)	Veh type	No. of Veh	Service interval	Run time (min)	Term time (min)	Avg spd (km/h)	Veh type	No. of Veh	Service interval	Run time (min)	Term time (min)	Avg spd (km/h)	First dep NB or WB	First dep SB or EB	Last dep NB or WB	Last dep SB or EB						
<b>199 FINCH ROCKET</b>	Mal																																								
<b>Monday to Friday</b>	04-Sep-12		Monday-Friday morning peak period					Monday-Friday midday					Monday-Friday afternoon peak period					Monday-Friday early evening																							
199 Finch Stn-Scarborough Centre Stn	33.02	Lift	29	3 ' 15 "	92	3	21.6	Lift	12	6 ' 45 "	80	1	24.8	Lift	19	5 ' 00 "	93	2	21.3	Lift	11	7 ' 20 "	80	1	24.8										556a	628a	1004p	1000p			
<b>Saturday</b>	08-Sep-10		Saturday morning					Saturday afternoon																																	
199 Finch Stn-Scarborough Centre Stn	33.02	Lift	11	8 ' 00 "	82	6	24.2	Lift	11	8 ' 00 "	84	4	23.6																												
<b>36 FINCH WEST</b>	Arw	Running time increase required for construction of the Toronto-York Spadina Subway expansion Monday-Friday and Saturday afternoon.																																							
<b>Monday to Friday</b>	04-Sep-12		Monday-Friday morning peak period					Monday-Friday midday					Monday-Friday afternoon peak period					Monday-Friday early evening					Monday-Friday late evening																		
36A Finch Stn – Kipling	30.89	LF	12	8 ' 00 "	92	4	20.1	LF	12	9 ' 00 "	98	10	18.9	LF	10	12 ' 00 "	108	12	17.2																						
36B Finch Stn – Humberwood	39.97	LF	16	8 ' 00 "	124	4	19.3	LF	14	9 ' 00 "	124	2	19.3	LF	23	6 ' 00 "	134	4	17.9	LF	17	6 ' 45 "	112	3	21.4	LF	13	7 ' 30 "	95	3	25.2										
36C Finch Stn – Jane	19.50	LF	5	16 ' 00 "	66	14	17.7																																		
36D Finch Stn – Weston Rd & Milvan	27.27	LF	3	28 ' 00 "	82	2	20.0							LF	4.5	22 ' 00 "	95	4	17.2																						
36F Finch Stn – Weston Rd & Milvan Via Fenmar	27.78	LF	3	28 ' 00 "	84	0	19.8							LF	4.5	22 ' 00 "	98	1	17.0																						
Combined/Average			39	2 ' 36 "					26	4 ' 30 "				42	2 ' 56 "					17	6 ' 45 "						13	7 ' 30 "													
<b>Saturday</b>	08-Sep-12		Saturday early morning					Saturday morning					Saturday afternoon					Saturday early evening					Saturday late evening																		
36A Finch Stn – Kipling	30.89	LF	9	12 ' 00 "	96	12	19.3	LF	10	10 ' 30 "	96	9	19.3	LF	10	10 ' 30 "	96	9	19.3	LF	10	9 ' 00 "	90	0	26.6	LF	8	12 ' 00 "	90	6	26.6										
36B Finch Stn – Humberwood	39.97	LF	10	10 ' 00 "	95	5	25.2	LF	11	12 ' 00 "	124	8	19.3	LF	12	10 ' 30 "	124	2	19.3	LF	10	9 ' 00 "	90	0	26.6	LF	8	12 ' 00 "	90	6	26.6										
Combined/Average			10	10 ' 00 "					20	6 ' 00 "				22	5 ' 15 "					10	9 ' 00 "					8	12 ' 00 "														
<b>309 FINCH WEST</b>	Arw/Mal																																								
<b>Overnight, 7 days a week</b>	17-May-08		Monday-Friday overnight					Saturday overnight					Sunday overnight																												
309 Finch Stn – Woodbine Racetrack	45.42	LF	3	30 ' 00 "	86	0	31.7	LF	3	30 ' 00 "	86	0	31.7	LF	3	30 ' 00 "	86	0	31.7																						
			Alternates trips with 308 FINCH EAST					Alternates trips with 308 FINCH EAST					Alternates trips with 308 FINCH EAST																												
<b>100 FLEMINGDON PARK</b>	Egl																																								
<b>Monday to Friday</b>	09-Oct-10		Monday-Friday morning peak period					Monday-Friday midday					Monday-Friday afternoon peak period					Monday-Friday early evening					Monday-Friday late evening																		
100 Broadview Stn – Eglinton Stn	31.06	LF	3	14 ' 00 "	98	4	19.0	LF	12	8 ' 00 "	95	1	19.6	LF	3	16 ' 30 "	100	10	18.6	LF	12	7 ' 30 "	90	0	20.7	LF	7	12 ' 00 "	80	4	23.3										
100A Broadview Stn – Don Mills & Wynford	20.53	LF	17	3 ' 30 "	60	0	20.7							LF	11	5 ' 30 "	61	0	20.4																						
100D Broadview Stn – Don Mills & Wynford via Linkwood	20.63	LF		14 ' 00 "	60	0	20.6							LF		16 ' 30 "	61	0	20.3																						
Combined/Average			20	3 ' 30 "					12	8 ' 00 "				14	5 ' 30 "					12	7 ' 30 "						7	12 ' 00 "													
			Every 4th 100A operates as a 100					Every 4th 100A operates as a 100D					Every 3rd 100A operates as a 100					Every 3rd 100A operates as a 100D																							
<b>Saturday</b>	26-Nov-11		Saturday early morning					Saturday morning					Saturday afternoon					Saturday early evening					Saturday late evening																		
100 Broadview Stn – Eglinton Stn	31.06	LF	3	30 ' 00 "	90	0	20.7	LF	11	8 ' 15 "	91	0	20.5	LF	11	8 ' 15 "	91	0	20.5	LF	11	8 ' 15 "	90	1	20.7	LF	6	15 ' 00 "	80	10	23.3										
<b>Sunday</b>	20-Nov-11		Sunday morning					Sunday afternoon					Sunday early evening					Sunday late evening																							
100 Broadview Stn – Eglinton Stn	31.06	LF	5	20 ' 00 "	90	10	20.7	LF	6	15 ' 00 "	90	0	20.7	LF	7	13 ' 00 "	90	1	20.7																						
100A Broadview Stn – Don Mills & Wynford	20.53	LF	3	20 ' 00 "	60	0	20.5	LF	4	15 ' 00 "	60	0	20.5							LF	4	15 ' 00 "	60	0	31.1																
Combined/Average									8	10 ' 00 "				10	7 ' 30 "					7	13 ' 00 "						4	15 ' 00 "													
<b>33 FOREST HILL</b>	Wil																																								
<b>Monday to Friday</b>	09-May-11		Monday-Friday morning peak period					Monday-Friday midday					Monday-Friday afternoon peak period																												
33 St Clair West Stn - Eglinton (Roselawn)	7.17	LF	1	30 ' 00 "	30	0	14.3	LF	1	30 ' 00 "	30	0	14.3	LF	1	30 ' 00 "	30	0	14.3																						



TORONTO TRANSIT COMMISSION

SERVICE SUMMARY

November 18, 2012 to January 5, 2013

Route	RT dist (km) and date of last change	Veh type	No. of Veh	Service interval	Run time (min)	Term time (min)	Avg spd (km/h)	Veh type	No. of Veh	Service interval	Run time (min)	Term time (min)	Avg spd (km/h)	Veh type	No. of Veh	Service interval	Run time (min)	Term time (min)	Avg spd (km/h)	Veh type	No. of Veh	Service interval	Run time (min)	Term time (min)	Avg spd (km/h)	Veh type	No. of Veh	Service interval	Run time (min)	Term time (min)	Avg spd (km/h)	First dep NB or WB	First dep SB or EB	Last dep NB or WB	Last dep SB or EB															
<b>135 GERRARD</b>		Bir																																																
<b>Monday to Friday</b>	10-May-10	Monday-Friday morning peak period				Monday-Friday midday				Monday-Friday afternoon peak period				Monday-Friday early evening				Monday-Friday late evening																																
135 Warden Stn – Main Street Stn	10.81	LF	2	18 ' 00 "	36	0	18.0	LF	2	18 ' 00 "	36	0	18.0	LF	2	18 ' 00 "	36	0	18.0	LF	1	30 ' 00 "	30	0	21.6	LF	0.87	30 ' 00 "	26	0	25.0	547a	530a	132a	145a															
Alternates trips with 70 O'CONNOR																																																		
<b>Saturday</b>	14-May-11	Saturday early morning				Saturday morning				Saturday afternoon				Saturday early evening																																				
135 Warden Stn – Main Street Stn	10.81	LF	1	30 ' 00 "	30	0	21.6	LF	2	20 ' 00 "	35	5	18.5	LF	2	20 ' 00 "	35	5	18.5	LF	1	30 ' 00 "	30	0	21.6																									
<b>Sunday</b>	08-May-11	Sunday morning				Sunday afternoon																																												
135 Warden Stn – Main Street Stn	10.81							LF	1	30 ' 00 "	30	0	21.6	LF	1	30 ' 00 "	30	0	21.6																															
<b>14 GLENCAIRN</b>		MID																																																
<b>Monday to Friday</b>	04-Sep-11	Monday-Friday morning peak period				Monday-Friday midday				Monday-Friday afternoon peak period				Monday-Friday early evening																																				
14 Davisville Stn – Caledonia	13.42	LF	3	20 ' 00 "	48	12	16.8	LF	2	24 ' 00 "	45	3	17.9	LF	3	20 ' 00 "	48	12	16.8	LF	2	20 ' 00 "	40	0	20.1																									
<b>Saturday</b>	08-Sep-11	Saturday early morning				Saturday early morning				Saturday early morning				Saturday early morning																																				
14 Davisville Stn – Caledonia	13.42	LF	2	20 ' 00 "	40	0	20.1	LF	2	24 ' 00 "	45	3	17.9	LF	2	24 ' 00 "	45	3	17.9	LF	2	20 ' 00 "	40	0	20.1																									
<b>Sunday</b>	02-Sep-11	Saturday early morning				Saturday early morning				Saturday early morning																																								
14 Davisville Stn – Caledonia	13.42							LF	2	20 ' 00 "	40	0	20.1	LF	2	20 ' 00 "	40	0	20.1	LF	2	20 ' 00 "	40	0	20.1																									
<b>122 GRAYDON HALL</b>		WIL																																																
<b>Monday to Friday</b>	04-Sep-12	Monday-Friday morning peak period				Monday-Friday midday				Monday-Friday afternoon peak period				Monday-Friday early evening				Monday-Friday late evening																																
122 York Mills Stn – Roywood via Lesmill	18.76	LF	6	10 ' 00 "	58	2	19.4	LF	3	17 ' 00 "	48	3	23.5	LF	5	13 ' 00 "	62	3	18.2	LF	1.5	30 ' 00 "	55	0	20.5	LF	2	30 ' 00 "	48	12	23.5	615a	615a	129a	105a															
Alternates trips with 115 SILVER HILLS																																																		
<b>Saturday</b>	14-May-11	Saturday early morning				Saturday morning				Saturday afternoon				Saturday early evening				Saturday late evening																																
122 York Mills Stn – Roywood via Lesmill	18.76	LF	1.5	30 ' 00 "	50	3	22.5	LF	1.5	30 ' 00 "	50	3	22.5	LF	1.5	30 ' 00 "	50	3	22.5	LF	1.5	30 ' 00 "	45	5	25.0	LF	2	30 ' 00 "	45	15	25.0	610a	615a	137a	115a															
Alternates trips with 115 SILVER HILLS																																																		
<b>Sunday</b>	08-May-11	Sunday morning				Sunday afternoon				Sunday early evening				Sunday late evening																																				
122 York Mills Stn – Roywood via Lesmill	18.76							LF	1.5	30 ' 00 "	50	3	22.5	LF	1.5	30 ' 00 "	50	3	22.5	LF	1.5	30 ' 00 "	45	5	25.0	LF	2	30 ' 00 "	45	15	25.0	910a	845a	137a	115a															
Alternates trips with 115 SILVER HILLS																																																		
<b>31 GREENWOOD</b>		Bir																																																
<b>Monday to Friday</b>	09-Oct-12	Monday-Friday morning peak period				Monday-Friday midday				Monday-Friday afternoon peak period				Monday-Friday early evening				Monday-Friday late evening																																
31 Greenwood Stn – Queen	4.70	LF	2	12 ' 00 "	24	0	11.7	LF	2	12 ' 00 "	24	0	11.7	LF	3	8 ' 00 "	24	0	11.7	LF	2	10 ' 00 "	20	0	14.1																									
31B Greenwood Stn – Eastern	6.68																			LF	1	25 ' 00 "	25	0	16.0																									
31B operates until 800a, 31 operates after 800a																																																		
4 Trips 31B operates approx 330p to 415p																																																		
<b>Saturday</b>	13-Oct-12	Saturday early morning				Saturday morning				Saturday afternoon				Saturday early evening				Saturday late evening																																
31 Greenwood Stn – Queen	4.70							LF	1	20 ' 00 "	20	0	14.1	LF	1	20 ' 00 "	20	0	14.1	LF	1	20 ' 00 "	20	0	14.1																									
31B Greenwood Stn – Eastern	6.68	LF	1	25 ' 00 "	25	0	16.0													LF	1	25 ' 00 "	25	0	16.0																									
<b>Sunday</b>	07-Oct-12	Sunday early morning				Sunday morning				Sunday afternoon				Sunday early evening				Sunday late evening																																
31 Greenwood Stn – Queen	4.70							LF	1	20 ' 00 "	20	0	14.1	LF	1	20 ' 00 "	20	0	14.1	LF	1	20 ' 00 "	20	0	14.1																									
31B Greenwood Stn – Eastern	6.68																			LF	1	25 ' 00 "	25	0	16.0																									
Alternates trips with 115 SILVER HILLS																																																		



TORONTO TRANSIT COMMISSION

SERVICE SUMMARY

November 18, 2012 to January 5, 2013

Route	RT dist (km) and date of last change	Veh type	No. of Veh	Service interval	Run time (min)	Term time (min)	Avg spd (km/h)	Veh type	No. of Veh	Service interval	Run time (min)	Term time (min)	Avg spd (km/h)	Veh type	No. of Veh	Service interval	Run time (min)	Term time (min)	Avg spd (km/h)	Veh type	No. of Veh	Service interval	Run time (min)	Term time (min)	Avg spd (km/h)	Veh type	No. of Veh	Service interval	Run time (min)	Term time (min)	Avg spd (km/h)	First dep NB or WB	First dep SB or EB	Last dep NB or WB	Last dep SB or EB		
<b>509 HARBOURFRONT</b>	Bir/Egl	Full bus replacement due to Waterfront Toronto Queens Quay West reconstruction project.																																			
<b>Monday to Friday</b>	09-Oct-12	Monday-Friday morning peak period							Monday-Friday midday							Monday-Friday afternoon peak period							Monday-Friday early evening							Monday-Friday late evening							
509 Exhibition – Union Station	9.30	LF	19	2 ' 45 "	50	3	11.2	LF	13	4 ' 00 "	50	2	11.2	LF	21	2 ' 30 "	50	3	11.2	LF	13	3 ' 45 "	46	3	12.1	LF	9	5 ' 00 "	42	3	13.3	600a	548a	116a	122a		
<b>Saturday</b>	13-Oct-12	Saturday early morning							Saturday morning							Saturday afternoon							Saturday early evening							Saturday late evening							
509 Exhibition – Union Station	9.30	LF	7	5 ' 30 "	38	1	14.7	LF	12	4 ' 15 "	50	1	11.2	LF	17	3 ' 00 "	50	1	11.2	LF	12	4 ' 20 "	50	2	11.2	LF	8	5 ' 45 "	46	0	12.1	610a	550a	115a	120a		
<b>Sunday</b>	07-Oct-12	Sunday early morning							Sunday morning							Sunday afternoon							Sunday early evening							Sunday late evening							
509 Exhibition – Union Station	9.30	LF	10	4 ' 15 "	42	1	13.3	LF	15	3 ' 20 "	48	2	11.6	LF	12	4 ' 00 "	46	2	12.1	LF	8	5 ' 40 "	44	1	12.7	LF	8	5 ' 40 "	44	1	12.7	842a	845a	115a	120a		
509 Spadina – Union Station	4.33	LF	4	6 ' 00 "	21	3	12.4																														
<b>38 HIGHLAND CREEK</b>	Mal																																				
<b>Monday to Friday</b>	09-Oct-12	Monday-Friday morning peak period							Monday-Friday midday							Monday-Friday afternoon peak period							Monday-Friday early evening							Monday-Friday late evening							
38 Scarborough Centre Stn – Rouge Hill GO Stn	24.01	LF	4.5	15 ' 00 "	66	2	21.8	LF	5.5	12 ' 15 "	60	8	24.1	LF	6	12 ' 00 "	70	2	20.6	LF	6	10 ' 00 "	60	0	24.0	LF	4	12 ' 30 "	50	0	28.8	503a	530a	120a	132a		
38A Scarborough Centre Stn – U of T Scarborough	18.10	LF	3.5	15 ' 00 "	42	11	25.9	LF	3.5	12 ' 15 "	42	1	25.9	LF	4	12 ' 00 "	48	0	22.6																		
			8	7 ' 30 "					9	6 ' 07 "					10	6 ' 00 "					6	10 ' 00 "						4	12 ' 30 "								
<b>Saturday</b>	13-Oct-12	Saturday early morning							Saturday morning							Saturday afternoon							Saturday early evening							Saturday late evening							
38 Scarborough Centre Stn – Rouge Hill GO Stn	24.01	LF	4	15 ' 00 "	60	0	24.0	LF	4	15 ' 00 "	60	0	24.0	LF	5	12 ' 00 "	60	0	24.0	LF	4	15 ' 00 "	60	0	24.0	LF	2.5	20 ' 00 "	50	0	28.8	551a	621a	1255a	110a		
																												Alternates trips with 133 NEILSON									
<b>Sunday</b>	07-Oct-12	Sunday morning							Sunday afternoon							Sunday early evening							Sunday late evening														
38 Scarborough Centre Stn – Rouge Hill GO Stn	24.01	LF	4	15 ' 00 "	60	0	24.0	LF	4	15 ' 00 "	60	0	24.0	LF	3	22 ' 00 "	60	6	24.0	LF	2	30 ' 00 "	60	0	24.0	LF	2	30 ' 00 "	60	0	24.0	850a	820a	100a	100a		
<b>191 HIGHWAY 27 ROCKET</b>	Arw																																				
<b>Monday to Friday</b>	04-Sep-12	Monday-Friday morning rocket peak period							Monday-Friday midday							Monday-Friday afternoon peak period							Monday-Friday early evening							Monday-Friday late evening							
191 Kipling Stn – Steeles	41.99	LF	13	6 ' 00 "	76	2	33.2	LF	8	9 ' 00 "	70	2	36.0	LF	16	5 ' 30 "	84	4	30.0	LF	4	17 ' 00 "	66	2	38.2	LF	3	20 ' 00 "	60	0	42.0	612a	505a	100a	1230a		
191A Kipling Stn. - Humber College	31.53																																				
		Operates NB via Attwell and Royalcrest							Six Trips							Operates SB via Royalcrest and Attwell																					
<b>Saturday</b>	18-Feb-12	Saturday early morning							Saturday morning							Saturday afternoon							Saturday early evening							Saturday late evening							
191 Kipling Stn – Steeles	38.59	LF	2	30 ' 00 "	60	0	38.6	LF	5	13 ' 30 "	66	2	35.1	LF	7	10 ' 00 "	66	4	35.1	LF	3	22 ' 00 "	66	0	35.1	LF	2	30 ' 00 "	60	0	38.6	630a	600a	100a	1230a		
<b>Sunday</b>	25-Mar-12	Sunday morning							Sunday afternoon							Sunday early evening							Sunday late evening														
191 Kipling Stn – Steeles	38.59	LF	3	20 ' 00 "	60	0	38.6	LF	5	15 ' 00 "	66	9	35.1	LF	3	22 ' 00 "	66	0	35.1	LF	2	30 ' 00 "	60	0	38.6	LF	2	30 ' 00 "	60	0	38.6	850a	815a	100a	1230a		





**TORONTO TRANSIT COMMISSION**

**SERVICE SUMMARY**

November 18, 2012 to January 5, 2013

Route	RT dist (km) and date of last change	Veh type	No. of Veh	Service interval	Run time (min)	Term time (min)	Avg spd (km/h)	Veh type	No. of Veh	Service interval	Run time (min)	Term time (min)	Avg spd (km/h)	Veh type	No. of Veh	Service interval	Run time (min)	Term time (min)	Avg spd (km/h)	Veh type	No. of Veh	Service interval	Run time (min)	Term time (min)	Avg spd (km/h)	Veh type	No. of Veh	Service interval	Run time (min)	Term time (min)	Avg spd (km/h)	First dep NB or WB	First dep SB or EB	Last dep NB or WB	Last dep SB or EB					
<b>169 HUNTINGWOOD and 10 VAN HORNE</b>		Wil																																						
<b>Monday to Friday</b>	04-Sep-12		Monday-Friday morning peak period				Monday-Friday midday				Monday-Friday afternoon peak period				Monday-Friday early evening				Monday-Friday late evening																					
169 Don Mills Stn – Scarborough Centre Stn	24.16	LF	4	20' 00"	66	14	22.0							LF	3	30' 00"	73	17	19.9															530a	540a	900a	840a			
169A Don Mills Stn – Scarborough Centre Stn via Van Horne	28.39							LF	3	30' 00"	77	13	22.1								LF	3	30' 00"	75	15	22.7									930a	900a	230p	245p		
10 Don Mills Stn – Victoria Park	7.64	LF	2	15' 00"	28	2	16.4							LF	3	10' 00"	28	2	16.4								LF	1	20' 00"	20	0	22.9			532a	545a	902a	900a		
<b>Saturday</b>	10-Sep-11		Saturday early morning				Saturday morning				Saturday afternoon				Saturday early evening				Saturday late evening																					
169A Don Mills Stn – Scarborough Centre Stn via Van Horne	28.39	LF	3	30' 00"	75	15	22.7	LF	3	30' 00"	75	15	22.7	LF	3	30' 00"	75	15	22.7																	600a	545a	700p	715p	
10 Don Mills Stn – Victoria Park	7.64													LF	1	20' 00"	20	0	22.9								LF	1	20' 00"	20	0	22.9			750p	740p	110a	120a		
<b>Sunday</b>	04-Sep-11		Sunday morning				Sunday afternoon																																	
10 Don Mills Stn – Victoria Park	7.64							LF	1	30' 00"	24	6	19.1	LF	1	30' 00"	24	6	19.1																	915a	900a	718p	700p	
<b>37 ISLINGTON</b>		Arw	Service outside Toronto north of Steeles Avenue is provided under contract to York Region.																																					
<b>Monday to Friday</b>	09-Oct-12		Monday-Friday morning peak period				Monday-Friday midday				Monday-Friday afternoon peak period				Monday-Friday early evening				Monday-Friday late evening																					
37 Islington Stn – Steeles	28.45	LF	15	6' 00"	85	5	20.1	LF	6.5	13' 00"	77	8	22.2	LF	10	9' 00"	85	5	20.1	LF	3	30' 00"	80	10	21.3	LF	3	30' 00"	76	14	22.5			545a	522a	231a	145a			
37A Islington Stn – Woodbine Centre and Humberwood via Rexdale Blvd	33.25	LF	5	18' 00"	84	6	23.8	LF	6.5	13' 00"	84	1	23.8	LF	5	18' 00"	90	0	22.2	LF	3	30' 00"	89	1	22.4	LF	3	30' 00"	82	8	24.3			552a	559a	115a	1236a			
37D Islington Stn – Highway 7 via Pine Valley	38.86	LF	1	30' 00"	115	5	20.3	LF	1	39' 00"	101	23	23.1	LF	1	36' 00"	115	11	20.3																	549a	600a	604p	713p	
Combined/Average			21	4' 30"				14	6' 30"					16	6' 00"					6	15' 00"					6	15' 00"													
			Every 4th 37 operates as a 37D				Every 3rd 37 operates as a 37D				Every 4th 37 operates as a 37D																													
<b>Saturday</b>	18-Feb-12		Saturday early morning				Saturday morning				Saturday afternoon				Saturday early evening				Saturday late evening																					
37 Islington Stn – Steeles	28.45	LF	4	20' 00"	80	0	21.3	LF	4	20' 00"	80	0	21.3	LF	4	20' 00"	80	0	21.3	LF	3	30' 00"	75	15	22.8	LF	3	30' 00"	75	15	22.8			548a	537a	231a	145a			
37A Islington Stn – Woodbine Centre and Humberwood via Rexdale Blvd	33.25	LF	3	24' 00"	72	0	27.7	LF	8	10' 00"	72	8	27.7	LF	8	11' 00"	84	4	23.8	LF	8	10' 00"	75	5	26.6	LF	5	15' 00"	72	3	27.7			552a	612a	115a	1237a			
Combined/Average			7	10' 55"				12	6' 40"					12	7' 06"					11	7' 30"					8	10' 00"													
<b>Sunday</b>	09-Oct-11		Sunday early morning				Sunday morning				Sunday afternoon				Sunday early evening				Sunday late evening																					
37 Islington Stn – Steeles	28.45							LF	4	20' 00"	75	5	22.8	LF	4	20' 00"	75	5	22.8	LF	3	30' 00"	75	15	22.8											900a	830a	934p	1018p	
37A Islington Stn – Woodbine Centre and Humberwood via Rexdale Blvd	33.25	LF	3	24' 00"	70	2	28.5	LF	6	12' 00"	72	0	27.7	LF	8	10' 00"	80	0	24.9	LF	4	20' 00"	75	5	26.6	LF	3	30' 00"	72	18	27.7			552a	602a	117a	1234a			
37C Islington Stn – Steeles & Kipling	31.32																									LF	3	30' 00"	81	9	23.2			1004p	1045p	231a	145a			
Combined/Average			3	24' 00"				10	7' 30"					12	6' 40"					7	12' 00"					6	15' 00"													
<b>311 ISLINGTON</b>		Arw	Service outside Toronto north of Steeles Avenue is provided under contract to York Region.																																					
<b>Overnight, 7 days a week</b>	23-Nov-08		Monday-Friday overnight				Saturday overnight				Sunday overnight																													
311 Lake Shore – Steeles	41.56	LF	3	30' 00"	90	0	27.7	LF	3	30' 00"	90	0	27.7	LF	3	30' 00"	90	0	27.7																					



# TORONTO TRANSIT COMMISSION

## SERVICE SUMMARY

November 18, 2012 to January 5, 2013

Route	RT dist (km) and date of last change	Veh type	No. of Veh	Service interval	Run time (min)	Term time (min)	Avg spd (km/h)	Veh type	No. of Veh	Service interval	Run time (min)	Term time (min)	Avg spd (km/h)	Veh type	No. of Veh	Service interval	Run time (min)	Term time (min)	Avg spd (km/h)	Veh type	No. of Veh	Service interval	Run time (min)	Term time (min)	Avg spd (km/h)	Veh type	No. of Veh	Service interval	Run time (min)	Term time (min)	Avg spd (km/h)	First dep NB or WB	First dep SB or EB	Last dep NB or WB	Last dep SB or EB			
<b>110 ISLINGTON SOUTH</b>		Qsy																																				
<b>Monday to Friday</b>		09-Oct-12	Monday-Friday morning peak period			Monday-Friday midday			Monday-Friday afternoon peak period			Monday-Friday early evening			Monday-Friday late evening																							
110 Islington Stn – Lake Shore	11.52	LF	4	10' 00"	38	2	18.2	LF	2	18' 00"	33	3	20.9	LF	4	11' 00"	40	4	17.3	LF	2	18' 00"	33	3	20.9	LF	1	30' 00"	30	0	23.0	531a	545a	245a	230a			
110A Islington Stn – Long Branch via Horner and Browns Line	17.56	LF	3	20' 00"	53	7	19.9	LF	3	18' 00"	53	1	19.9	LF	3	22' 00"	56	10	18.8	LF	3	18' 00"	54	0	19.5	LF	2	30' 00"	50	10	21.1	518a	555a	120a	115a			
110B Islington Stn – Long Branch via Horner and 30th Street	17.53	LF	3	20' 00"	53	7	19.8						LF	3	22' 00"	56	10	18.8																				
Combined/Average			10	5' 00"				5	9' 00"				10	5' 30"					5	9' 00"						3	15' 00"											
<b>Saturday</b>		09-Jan-10	Saturday early morning			Saturday morning			Saturday afternoon			Saturday early evening			Saturday late evening																							
110 Islington Stn – Lake Shore	11.52	LF	1.5	22' 00"	33	0	20.9	LF	1.5	22' 00"	33	0	20.9	LF	1.5	22' 00"	33	0	20.9	LF	1.5	20' 00"	30	0	23.0	LF	1	30' 00"	30	0	23.0	540a	601a	245a	230a			
110A Islington Stn – Long Branch via Horner and Browns Line	17.56	LF	2.5	22' 00"	54	1	19.5	LF	2.5	22' 00"	54	1	19.5	LF	2.5	22' 00"	54	1	19.5	LF	2.5	20' 00"	50	0	21.1	LF	2	30' 00"	50	10	21.1	546a	550a	1250a	115a			
Combined/Average			4	11' 00"				4	11' 00"				4	11' 00"					4	10' 00"						3	15' 00"											
<b>Sunday</b>		03-Jan-10	Sunday morning			Sunday afternoon			Sunday early evening			Sunday late evening																										
110 Islington Stn – Lake Shore	11.52							LF	1.5	20' 00"	30	0	23.0	LF	1.5	20' 00"	30	0	23.0	LF	1	30' 00"	30	0	23.0	LF	1	30' 00"	30	0	23.0	830a	900a	245a	230a			
110A Islington Stn – Long Branch via Horner and Browns Line	17.56							LF	2.5	20' 00"	50	0	21.1	LF	2.5	20' 00"	50	0	21.1	LF	2	30' 00"	50	10	21.1	LF	2	30' 00"	50	10	21.1	835a	845a	1250a	115a			
Combined/Average								4	10' 00"				4	10' 00"					3	15' 00"						3	15' 00"											
Overnight service on Islington Avenue provided by 311 ISLINGTON																																						
<b>35 JANE</b>		Arw	Service outside Toronto north of Steeles Avenue is provided under contract to York Region																																			
<b>Monday to Friday</b>		09-Oct-12	Monday-Friday morning peak period			Monday-Friday midday			Monday-Friday afternoon peak period			Monday-Friday early evening			Monday-Friday late evening																							
35A Jane Stn – Steeles via Hullmar	31.17	LF	8	12' 00"	91	5	20.6						LF	6	18' 00"	105	3	17.8															520a	611a	832a	904a		
35B Jane Stn – Pioneer Village & Steeles	29.71							LF		27' 00"	92	3	19.4	LF	6	18' 00"	103	5	17.3	LF		26' 00"	90	0	19.8								818a	904a	923p	1010p		
35C Jane Stn – Steeles	29.69	LF	8	12' 00"	93	3	19.2	LF	21	4' 30"	92	3	19.4	LF	6	18' 00"	101	7	17.6	LF	14	6' 30"	90	0	19.7	LF	9	9' 00"	76	5	23.4	505a	425a	215a	145a			
35D Jane Stn – Langstaff Rd	40.41	LF	10	12' 00"	117	3	20.7	LF	1	27' 00"	117	5	20.7	LF	7	18' 00"	125	1	19.4	LF	1	26' 00"	115	2	21.1							528a	620a	940p	1040p			
35E Jane Stn – York University Express	34.28	LF	7	13' 00"	90	1	22.9						LF	8	13' 00"	104	0	19.8														706a	627a	929a	856a			
Combined/Average			33	3' 04"				22	4' 30"				33	3' 21"					14.9	6' 30"						9	9' 00"					249p	236p	617p	617p			
Every 6th 35C operates as a 35B Every 6th 35C operates as a 35D																																						
<b>Saturday</b>		06-Sep-08	Saturday early morning			Saturday morning			Saturday afternoon			Saturday early evening			Saturday late evening																							
35B Jane Stn – Pioneer Village & Steeles	29.71							LF		30' 00"	93	2	19.1	LF		26' 00"	93	2	19.1	LF	7.5	12' 00"	86	4	20.7							821a	859a	954p	1036p			
35C Jane Stn – Steeles	29.69	LF	12	7' 00"	80	4	22.3	LF	19	5' 00"	93	2	19.2	LF	22	4' 20"	93	2	19.2	LF	7.5	12' 00"	86	4	20.7	LF	8	10' 00"	76	4	23.4	512a	427a	215a	142a			
35D Jane Stn – Langstaff Rd	40.41	LF	1	28' 00"	97	15	25.0	LF	1	30' 00"	117	8	20.7	LF	1	26' 00"	118	3	20.5													615a	714a	639p	742p			
Combined/Average			13	7' 00"				20	5' 00"				23	4' 20"					15	6' 00"						8	10' 00"											
Every 4th 35C operates as a 35D																																						
<b>Sunday</b>		12-Feb-12	Sunday early morning			Sunday morning			Sunday afternoon			Sunday early evening			Sunday late evening																							
35B Jane Stn – Pioneer Village & Steeles	29.71							LF	7	12' 30"	84	4	21.2	LF	8.5	11' 15"	90	6	19.8	LF	6	14' 00"	83	1	21.5							850a	926a	951p	1033p			
35C Jane Stn – Steeles	29.69	LF	3	30' 00"	74	16	24.1	LF	7	12' 30"	84	4	21.2	LF	8.5	11' 15"	90	6	19.8	LF	6	14' 00"	83	1	21.5	LF	8	10' 00"	76	4	23.4	520a	427a	215a	142a			
Combined/Average			3	30' 00"				14	6' 15"				17	5' 37"					12	7' 00"						8	10' 00"											
<b>313 JANE</b>		Arw																																				
<b>Overnight, 7 days a week</b>		31-Jul-05	Monday-Friday overnight			Saturday overnight			Sunday overnight																													
313 Steeles – Queen via Dundas and Roncesvalles	37.42	LF	3	30' 00"	90	0	24.9	LF	3	30' 00"	90	0	24.9	LF	3	30' 00"	90	0	24.9																			



**TORONTO TRANSIT COMMISSION**

**SERVICE SUMMARY**

November 18, 2012 to January 5, 2013

Route	RT dist (km) and date of last change	Veh type	No. of Veh	Service interval	Run time (min)	Term time (min)	Avg spd (km/h)	Veh type	No. of Veh	Service interval	Run time (min)	Term time (min)	Avg spd (km/h)	Veh type	No. of Veh	Service interval	Run time (min)	Term time (min)	Avg spd (km/h)	Veh type	No. of Veh	Service interval	Run time (min)	Term time (min)	Avg spd (km/h)	Veh type	No. of Veh	Service interval	Run time (min)	Term time (min)	Avg spd (km/h)	First dep NB or WB	First dep SB or EB	Last dep NB or WB	Last dep SB or EB																				
<b>83 JONES</b>																																																							
	Bir																																																						
<b>Monday to Friday</b>	09-Oct-12			<b>Monday-Friday morning peak period</b>				<b>Monday-Friday midday</b>					<b>Monday-Friday afternoon peak period</b>							<b>Monday-Friday early evening</b>						<b>Monday-Friday late evening</b>																													
83 Donlands Stn – Commissioners	7.61	LF	3	12 ' 00 "	36	0	12.7	LF	2	16 ' 00 "	32	0	14.3	LF	2	18 ' 00 "	36	0	12.7	LF	1	30 ' 00 "	30	0	15.2	LF	1	30 ' 00 "	30	0	15.2	535a	545a	115a	100a																				
<b>Saturday</b>	16-Oct-10			<b>Saturday early morning</b>				<b>Saturday morning</b>					<b>Saturday afternoon</b>							<b>Saturday early evening</b>					<b>Saturday late evening</b>																														
83 Donlands Stn – Commissioners	7.61	LF	1	30 ' 00 "	30	0	15.2	LF	1	30 ' 00 "	30	0	15.2	LF	1	30 ' 00 "	30	0	15.2	LF	1	30 ' 00 "	30	0	15.2	LF	1	30 ' 00 "	30	0	15.2	615a	600a	115a	100a																				
<b>Sunday</b>	10-Oct-10			<b>Sunday morning</b>				<b>Sunday afternoon</b>					<b>Sunday early evening</b>							<b>Sunday late evening</b>																																			
83 Donlands Stn – Commissioners	7.61							LF	1	30 ' 00 "	30	0	15.2	LF	1	30 ' 00 "	30	0	15.2	LF	1	30 ' 00 "	30	0	15.2	LF	1	30 ' 00 "	30	0	15.2	845a	900a	115a	100a																				
<b>40 JUNCTION</b>																																																							
	MtD																																																						
<b>Monday to Friday</b>	07-May-12			<b>Monday-Friday morning peak period</b>				<b>Monday-Friday midday</b>					<b>Monday-Friday afternoon peak period</b>							<b>Monday-Friday early evening</b>					<b>Monday-Friday late evening</b>																														
40 Dundas West Stn – Runnymede	6.03	LF	4	6 ' 30 "	26	0	13.9	LF	3	10 ' 00 "	30	0	12.1	LF	4	7 ' 30 "	30	0	12.1	LF	2	12 ' 00 "	22	2	16.4	LF	1	20 ' 00 "	16	4	22.6	456a	505a	140a	150a																				
<b>Saturday</b>	18-Feb-12			<b>Saturday early morning</b>				<b>Saturday morning</b>					<b>Saturday afternoon</b>							<b>Saturday early evening</b>					<b>Saturday late evening</b>																														
40 Dundas West Stn – Runnymede	6.03	LF	2	8 ' 00 "	14	2	25.8	LF	2	12 ' 00 "	22	2	16.4	LF	3	10 ' 00 "	30	0	12.1	LF	2	12 ' 00 "	18	6	20.1	LF	1	20 ' 00 "	16	4	22.6	510a	503a	150a	200a																				
<b>Sunday</b>	23-Nov-08			<b>Sunday early morning</b>				<b>Sunday morning</b>					<b>Sunday afternoon</b>							<b>Sunday early evening</b>					<b>Sunday late evening</b>																														
40 Dundas West Stn – Runnymede	6.03	LF	1	20 ' 00 "	14	6	25.8	LF	2	12 ' 00 "	20	4	18.1	LF	2	12 ' 00 "	20	4	18.1	LF	2	12 ' 00 "	18	6	20.1	LF	1	20 ' 00 "	14	6	25.8	500a	507a	210a	200a																				
				Overnight service provided by 313 JANE																																																			
<b>41 KEELE</b>																																																							
	MtD			Running time increase required for construction of the Toronto-York Spadina Subway expansion.																																																			
<b>Monday to Friday</b>	04-Sep-12			<b>Monday-Friday morning peak period</b>				<b>Monday-Friday midday</b>					<b>Monday-Friday afternoon peak period</b>							<b>Monday-Friday early evening</b>					<b>Monday-Friday late evening</b>																														
41 Keele Stn – York University and Steeles	32.46																			LF	8	15 ' 00 "	119	1	16.4	LF	5	20 ' 00 "	92	8	21.2	610p	712p	230a	238a																				
41B Keele Stn – Steeles & Petrolia via York University	33.25	LF	16	7 ' 45 "	122	2	16.4	LF	18	7 ' 00 "	124	2	16.1	LF	18	7 ' 30 "	134	1	14.9																																				
41E Keele Stn – York University Express	27.36	LF	8	13 ' 00 "	100	4	16.4						LF	8	13 ' 45 "	109	1	15.1																																					
Combined/Average			24	4 ' 51 "				18	7 ' 00 "				26	4 ' 51 "					8	15 ' 00 "					5	20 ' 00 "																													
<b>Saturday</b>	12-May-12			<b>Saturday early morning</b>				<b>Saturday morning</b>					<b>Saturday afternoon</b>							<b>Saturday early evening</b>					<b>Saturday late evening</b>																														
41 Keele Stn – York University and Steeles	32.46	LF	9	12 ' 00 "	108	0	18.0	LF	13	9 ' 30 "	122	2	16.0	LF	18	7 ' 00 "	126	0	15.5	LF	7	15 ' 00 "	104	1	18.7	LF	5	18 ' 00 "	88	2	22.1	455a	444a	140a	150a																				
<b>Sunday</b>	07-Oct-12			<b>Sunday early morning</b>				<b>Sunday morning</b>					<b>Sunday afternoon</b>							<b>Sunday early evening</b>					<b>Sunday late evening</b>																														
41 Keele Stn – York University and Steeles	32.46	LF	5	20 ' 00 "	96	4	20.3	LF	11	10 ' 00 "	104	6	18.7	LF	13	9 ' 15 "	120	1	16.3	LF	5	20 ' 00 "	98	2	19.9	LF	4	22 ' 00 "	88	0	22.1	630a	547a	140a	220a																				



**TORONTO TRANSIT COMMISSION**

**SERVICE SUMMARY**

November 18, 2012 to January 5, 2013

Route	RT dist (km) and date of last change	Veh type	No. of Veh	Service interval	Run time (min)	Term time (min)	Avg spd (km/h)	Veh type	No. of Veh	Service interval	Run time (min)	Term time (min)	Avg spd (km/h)	Veh type	No. of Veh	Service interval	Run time (min)	Term time (min)	Avg spd (km/h)	Veh type	No. of Veh	Service interval	Run time (min)	Term time (min)	Avg spd (km/h)	Veh type	No. of Veh	Service interval	Run time (min)	Term time (min)	Avg spd (km/h)	First dep NB or WB	First dep SB or EB	Last dep NB or WB	Last dep SB or EB									
<b>107 KEELE NORTH</b>		Wtl	Service outside Toronto north of Steeles Avenue, all late evening and weekend service in Toronto, and all midday service in Toronto on the 107B branch is provided under contract to York Region.																																									
			Running time increase required for construction of the Toronto-York Spadina Subway expansion.																																									
<b>Monday to Friday</b>	07-May-12		<b>Monday-Friday morning peak period</b>							<b>Monday-Friday midday</b>							<b>Monday-Friday afternoon peak period</b>							<b>Monday-Friday early evening</b>							<b>Monday-Friday late evening</b>													
107B Downsview Stn – Rutherford Go Stn via Chesswood and York University	33.76	Lift	7	16 ' 30 "	107	9	18.9	Lift	3.5	30 ' 00 "	89	16	22.8	Lift	6	20 ' 00 "	108	12	18.8																									
107B Downsview Stn – Rutherford Go Stn via Chesswood	32.32	Lift	<b>Two NB Trips</b>																																									
107C Downsview Stn – Teston Rd	35.92													Lift	4	24 ' 00 "	94	2	22.9	Lift	2	40 ' 00 "	75	5	28.7																			
107C Downsview Stn – Teston Rd via York University	37.37	Lift	4	33 ' 00 "	117	15	19.2	Lift	3.5	30 ' 00 "	100	5	22.4	Lift	4	34 ' 00 "	125	11	17.9																									
107F Downsview Stn – Kirby Rd via York University	40.88	Lift	4	33 ' 00 "	126	6	19.5							Lift	4	34 ' 00 "	131	5	18.7																									
Combined/Average			15	8 ' 15 "					7	15 ' 00 "				14	9 ' 11 "					4	24 ' 00 "						2	40 ' 00 "																
			Buses operate southbound via York University beginning at 7.00a							Buses operate via York University SB before noon, and NB after noon.							Buses operate northbound via York University																											
<b>Saturday</b>	12-May-12		<b>Saturday early morning</b>							<b>Saturday morning</b>							<b>Saturday afternoon</b>							<b>Saturday early evening</b>							<b>Saturday late evening</b>													
107C Downsview Stn – Teston Rd	35.92	Lift	1.5	60 ' 00 "	88	2	24.5	Lift	2	60 ' 00 "	96	24	22.5	Lift	2	60 ' 00 "	96	24	22.5	Lift	1.5	60 ' 00 "	80	10	26.9	Lift	1	80 ' 00 "	75	5	28.7	730a	730a	1040p	1124p									
107D Downsview Stn – McNaughton	32.22	Lift	1.5	60 ' 00 "	88	2	22.0	Lift	2	60 ' 00 "	96	24	20.1	Lift	2	60 ' 00 "	96	24	20.1	Lift	1.5	60 ' 00 "	80	10	24.2	Lift	1	80 ' 00 "	75	5	25.8	600a	645a	920p	1000p									
Combined/Average			3	30 ' 00 "					4	30 ' 00 "				4	30 ' 00 "					3	30 ' 00 "					2	40 ' 00 "																	
<b>Sunday</b>	17-Jun-12		<b>Sunday morning</b>							<b>Sunday afternoon</b>							<b>Sunday early evening</b>							<b>Sunday late evening</b>																				
107C Downsview Stn – Teston Rd	35.92							Lift	1.5	60 ' 00 "	80	10	26.9	Lift	1.5	60 ' 00 "	83	7	26.0	Lift	1	80 ' 00 "	75	5	28.7	Lift	1	80 ' 00 "	75	5	28.7	900a	841a	1040p	1123p									
107D Downsview Stn – McNaughton	32.22							Lift	1.5	60 ' 00 "	83	7	23.3	Lift	1.5	60 ' 00 "	83	7	23.3	Lift	1	80 ' 00 "	75	5	25.8	Lift	1	80 ' 00 "	75	5	25.8	930a	911a	1000p	1040p									
Combined/Average									3	30 ' 00 "					3	30 ' 00 "					2	40 ' 00 "					2	40 ' 00 "																
<b>43 KENNEDY</b>		Egl																																										
<b>Monday to Friday</b>	09-Oct-12		<b>Monday-Friday morning peak period</b>							<b>Monday-Friday midday</b>							<b>Monday-Friday afternoon peak period</b>							<b>Monday-Friday early evening</b>							<b>Monday-Friday late evening</b>													
43 Kennedy Stn – Steeles	23.76	LF	7	12 ' 00 "	78	6	18.3	LF	6	12 ' 30 "	75	0	19.0	LF	10	9 ' 00 "	86	4	16.6	LF	5	15 ' 00 "	70	5	20.4	LF	5	12 ' 00 "	60	0	23.8	525a	530a	210a	137a									
43B Kennedy Stn – Scarborough Centre Stn via Progress	14.23	LF	4	12 ' 00 "	48	0	17.8	LF	4	12 ' 30 "	45	5	19.0	LF	3	18 ' 00 "	50	4	17.1	LF	3	15 ' 00 "	42	3	20.3																			
Combined/Average			11	6 ' 00 "					10	6 ' 15 "				13	6 ' 00 "					8	7 ' 30 "						5	12 ' 00 "																
<b>Saturday</b>	08-Sep-12		<b>Saturday early morning</b>							<b>Saturday morning</b>							<b>Saturday afternoon</b>							<b>Saturday early evening</b>							<b>Saturday late evening</b>													
43 Kennedy Stn – Steeles	23.76	LF	4	15 ' 00 "	60	0	23.8	LF	6.5	12 ' 30 "	80	2	17.9	LF	6.5	12 ' 30 "	80	2	17.9	LF	3	20 ' 00 "	60	0	23.8	LF	3	20 ' 00 "	60	0	23.8	540a	610a	205a	130a									
43B Kennedy Stn – Scarborough Centre Stn via Progress	14.23	LF	3	15 ' 00 "	40	5	21.3	LF	3.5	12 ' 30 "	42	2	20.3	LF	3.5	12 ' 30 "	42	2	20.3	LF	2	20 ' 00 "	40	0	21.3																			
Combined/Average			7	7 ' 30 "					10	6 ' 15 "				10	6 ' 15 "					5	10 ' 00 "						3	20 ' 00 "																
<b>Sunday</b>	07-Oct-12		<b>Sunday morning</b>							<b>Sunday afternoon</b>							<b>Sunday early evening</b>							<b>Sunday late evening</b>																				
43 Kennedy Stn – Steeles	23.76	LF	8	8 ' 45 "	65	5	21.9	LF	8	8 ' 45 "	68	2	21.0	LF	4	15 ' 00 "	54	6	26.4	LF	4	15 ' 00 "	54	6	26.4	LF	4	15 ' 00 "	54	6	26.4	800a	813a	210a	135a									



**TORONTO TRANSIT COMMISSION**

**SERVICE SUMMARY**

November 18, 2012 to January 5, 2013

Route	RT dist (km) and date of last change	Veh type	No. of Veh	Service interval	Run time (min)	Term time (min)	Avg spd (km/h)	Veh type	No. of Veh	Service interval	Run time (min)	Term time (min)	Avg spd (km/h)	Veh type	No. of Veh	Service interval	Run time (min)	Term time (min)	Avg spd (km/h)	Veh type	No. of Veh	Service interval	Run time (min)	Term time (min)	Avg spd (km/h)	Veh type	No. of Veh	Service interval	Run time (min)	Term time (min)	Avg spd (km/h)	First dep NB or WB	First dep SB or EB	Last dep NB or WB	Last dep SB or EB				
<b>504 KING</b>	Ron/Rus																																						
<b>Monday to Friday</b>	09-Oct-12																																						
504 Dundas West Stn–Broadview Stn	25.62	CLRV	29	4 ' 00 "	108	8	14.2	CLRV	29	3 ' 45 "	102	7	15.1	CLRV	43	2 ' 50 "	116	6	13.3	CLRV	24	4 ' 15 "	97	5	15.8	CLRV	14	6 ' 45 "	90	5	17.1			500a	457a	205a	205a		
504 Dundas West Stn–Broadview Stn	25.62	ALRV	7	<b>trips</b>																																			
504 Dundas West Stn–Broadview Stn	25.62	CLRV	12	<b>trips</b>																																			
	Combined/Average		48																																				
See also 508 LAKE SHORE																																							
<b>Saturday</b>	13-Oct-12																																						
504 Dundas West Stn–Broadview Stn	25.62	CLRV	10	10 ' 00 "	95	5	16.2	CLRV	13	8 ' 20 "	99	10	15.6	CLRV	25	4 ' 15 "	99	8	15.6	CLRV	16	6 ' 30 "	99	5	15.5	CLRV	11	8 ' 45 "	88	9	17.5			500a	455a	230a	250a		
<b>Sunday</b>	07-Oct-12																																						
504 Dundas West Stn–Broadview Stn	25.62	CLRV	9	10 ' 00 "	90	0	17.1	CLRV	19	5 ' 20 "	97	5	15.9	CLRV	17	6 ' 15 "	97	9	15.8	CLRV	10	9 ' 30 "	88	7	17.5	CLRV	9	10 ' 00 "	88	2	17.5			520a	520a	220a	215a		
Overnight service on Roncesvalles Avenue provided by 313 JANE and overnight service on Broadview Avenue provided by 303 DON MILLS																																							
<b>12 KINGSTON RD</b>	Bir																																						
<b>Monday to Friday</b>	09-Oct-12																																						
12 Victoria Park Stn – St Clair	16.68	LF	5	11 ' 30 "	54	4	18.5	LF	2.5	20 ' 00 "	50	0	20.0	LF	4	14 ' 30 "	54	4	18.5	LF	2.5	20 ' 00 "	50	0	20.0											514a	547a	955p	950p
12A Victoria Park Stn – Kennedy Stn via Variety Village and Brimley	22.81	LF	6	11 ' 30 "	68	1	20.1	LF	3.5	20 ' 00 "	65	5	21.1	LF	5	14 ' 30 "	72	1	19.0	LF	3.5	20 ' 00 "	65	5	21.1	LF	3	20 ' 00 "	60	0	22.8			559a	552a	110a	100a		
	Combined/Average		11	5 ' 45 "					6	10 ' 00 "				9	7 ' 15 "					6	10 ' 00 "						3	20 ' 00 "											
Before 9:00 am, 12 operates Kingston Rd, Brimley, Barkdene, Brooklawn, St Clair, Brimley and Kingston Rd After 9:00 am, 12 operates Kingston Rd, Brimley, St Clair, Brooklawn, Barkdene, Brimley and Kingston Rd																																							
<b>Saturday</b>	18-Feb-12																																						
12A Victoria Park Stn – Kennedy Stn via Variety Village and Brimley	22.81	LF	2	34 ' 00 "	65	3	21.1	LF	2	34 ' 00 "	65	3	21.1	LF	2	34 ' 00 "	65	3	21.1	LF	1.5	40 ' 00 "	60	0	22.8	LF	2	30 ' 00 "	60	0	22.8			529a	603a	100a	100a		
12B Victoria Park Stn – Kennedy Stn via Brimley	22.81	LF	2	34 ' 00 "	65	3	21.1	LF	2	34 ' 00 "	65	3	21.1	LF	2	34 ' 00 "	65	3	21.1	LF	1.5	40 ' 00 "	60	0	22.8									546a	620a	1030p	1000p		
	Combined/Average		4	17 ' 00 "					4	17 ' 00 "				4	17 ' 00 "					3	20 ' 00 "						2	30 ' 00 "											
<b>Sunday</b>	12-Feb-12																																						
12A Victoria Park Stn – Kennedy Stn via Variety Village and Brimley	22.81							LF	2	34 ' 00 "	65	3	21.1	LF	2	34 ' 00 "	65	3	21.1	LF	1.5	40 ' 00 "	60	0	22.8	LF	2	30 ' 00 "	60	0	22.8			819a	745a	100a	100a		
12B Victoria Park Stn – Kennedy Stn via Brimley	22.81							LF	2	34 ' 00 "	65	3	21.1	LF	2	34 ' 00 "	65	3	21.1	LF	1.5	40 ' 00 "	60	0	22.8										802a	802a	1030p	1000p	
	Combined/Average								4	17 ' 00 "					4	17 ' 00 "					3	20 ' 00 "						2	30 ' 00 "										
Overnight service on Victoria Park Avenue provided by 324 VICTORIA PARK																																							
<b>503 KINGSTON RD</b>	Rus																																						
503 York – Victoria Park								See 502 DOWNTOWNER																															



**TORONTO TRANSIT COMMISSION**

**SERVICE SUMMARY**

November 18, 2012 to January 5, 2013

Route	RT dist (km) and date of last change	Veh type	No. of Veh	Service interval	Run time (min)	Term time (min)	Avg spd (km/h)	Veh type	No. of Veh	Service interval	Run time (min)	Term time (min)	Avg spd (km/h)	Veh type	No. of Veh	Service interval	Run time (min)	Term time (min)	Avg spd (km/h)	Veh type	No. of Veh	Service interval	Run time (min)	Term time (min)	Avg spd (km/h)	Veh type	No. of Veh	Service interval	Run time (min)	Term time (min)	Avg spd (km/h)	First dep NB or WB	First dep SB or EB	Last dep NB or WB	Last dep SB or EB		
<b>45 KIPLING</b>		Qsy																																			
<b>Monday to Friday</b>	19-Nov-12	Monday-Friday morning peak period				Monday-Friday midday				Monday-Friday afternoon peak period				Monday-Friday early evening				Monday-Friday late evening																			
45 Kipling Stn – Steeles	29.34	LF	4	20 ' 00 "	76	4	23.2	LF	8	10 ' 00 "	71	9	24.8	LF	7	12 ' 00 "	79	5	22.3	LF	8	9 ' 00 "	67	5	26.3	LF	6	11 ' 00 "	61	5	28.9	430a	445a	220a	210a		
45A Kipling Stn – Carlingview via Belfield	25.04	LF	3	20 ' 00 "	59	1	25.5	LF	3	20 ' 00 "	56	4	26.8	LF	5	12 ' 00 "	59	1	25.5														520a	547a	556p	627p	
45E Kipling Stn – Steeles Express	29.34	LF	14	5 ' 00 "	67	3	26.3							LF	11	7 ' 00 "	72	5	24.4													627a	628a	907a	903a		
Combined/Average			21	3 ' 20 "				11	6 ' 40 "					23	3 ' 14 "					8	9 ' 00 "					6	11 ' 00 "										
<b>Saturday</b>	13-Oct-12	Saturday early morning				Saturday morning				Saturday afternoon				Saturday early evening				Saturday late evening																			
45 Kipling Stn – Steeles	29.34	LF	5	13 ' 00 "	65	0	27.1	LF	8	9 ' 00 "	70	2	25.1	LF	8	9 ' 00 "	70	2	25.1	LF	7	10 ' 00 "	66	4	26.7	LF	4	17 ' 00 "	61	7	28.9	543a	543a	134a	207a		
<b>Sunday</b>	07-Oct-10	Sunday morning				Sunday afternoon				Sunday early evening				Sunday late evening																							
45 Kipling Stn – Steeles	29.34							LF	6	12 ' 00 "	67	5	26.3	LF	7	10 ' 00 "	68	2	25.9	LF	6	12 ' 00 "	68	4	25.9	LF	4	17 ' 00 "	61	7	28.9	800a	807a	100a	133a		
<b>44 KIPLING SOUTH</b>		Qsy																																			
<b>Monday to Friday</b>	04-Sep-12	Monday-Friday morning peak period				Monday-Friday midday				Monday-Friday afternoon peak period				Monday-Friday early evening				Monday-Friday late evening																			
44 Kipling Stn – Lake Shore	10.38	LF	10	3 ' 45 "	36	2	17.3	LF	6	6 ' 00 "	36	0	17.3	LF	10	3 ' 45 "	36	2	17.3	LF	3	12 ' 00 "	30	6	20.8	LF	2	15 ' 00 "	30	0	20.8	501a	516a	147a	202a		
<b>Saturday</b>	08-Sep-12	Saturday early morning				Saturday morning				Saturday afternoon				Saturday early evening				Saturday late evening																			
44 Kipling Stn – Lake Shore	10.38	LF	2	15 ' 00 "	30	0	20.8	LF	2	15 ' 00 "	30	0	20.8	LF	3	12 ' 00 "	34	2	18.3	LF	2	15 ' 00 "	30	0	20.8	LF	1	30 ' 00 "	29	1	21.5	503a	518a	147a	202a		
<b>Sunday</b>	02-Sep-12	Sunday morning				Sunday afternoon				Sunday early evening				Sunday late evening																							
44 Kipling Stn – Lake Shore	10.38							LF	2	15 ' 00 "	30	0	20.8	LF	2	15 ' 00 "	30	0	20.8	LF	2	15 ' 00 "	30	0	20.8	LF	1	30 ' 00 "	29	1	21.5	847a	902a	1247a	202a		
<b>508 LAKE SHORE</b>		Ron																																			
<b>Monday to Friday</b>	04-Sep-12	Monday-Friday morning peak period				Monday-Friday afternoon peak period																															
508 Long Branch – Parliament	18.80	CLRV	3	Three EB trips																																	
508 Church – Long Branch	17.40													CLRV	4	Four WB trips																					
<b>30 LAMBTON</b>		Qsy																																			
<b>Monday to Friday</b>	13-Feb-12	Monday-Friday morning peak period				Monday-Friday midday				Monday-Friday afternoon peak period				Monday-Friday early evening				Monday-Friday late evening																			
30 Kipling Stn – High Park Stn	18.39	LF	3	20 ' 00 "	53	7	20.8	LF	2	30 ' 00 "	49	11	22.5	LF	3	20 ' 00 "	53	7	20.8	LF	2	30 ' 00 "	56	4	19.7	LF	2	30 ' 00 "	44	16	25.1	520a	540a	1258a	105a		
<b>Saturday</b>	08-Sep-12	Saturday early morning				Saturday morning				Saturday afternoon				Saturday early evening				Saturday late evening																			
30 Kipling Stn – High Park Stn	18.39	LF	2	30 ' 00 "	44	16	25.1	LF	2	30 ' 00 "	48	12	23.0	LF	2	30 ' 00 "	48	12	23.0	LF	2	30 ' 00 "	48	12	23.0	LF	2	30 ' 00 "	44	16	25.1	530a	600a	100a	100a		
<b>Sunday</b>	02-Sep-12	Sunday morning				Sunday afternoon				Sunday early evening																											
30 Kipling Stn – High Park Stn	18.39							LF	2	30 ' 00 "	48	12	23.0	LF	2	30 ' 00 "	48	12	23.0	LF	2	30 ' 00 "	48	12	23.0												



**TORONTO TRANSIT COMMISSION**

**SERVICE SUMMARY**

November 18, 2012 to January 5, 2013

Route	RT dist (km) and date of last change	Veh type	No. of Veh	Service interval	Run time (min)	Term time (min)	Avg spd (km/h)	Veh type	No. of Veh	Service interval	Run time (min)	Term time (min)	Avg spd (km/h)	Veh type	No. of Veh	Service interval	Run time (min)	Term time (min)	Avg spd (km/h)	Veh type	No. of Veh	Service interval	Run time (min)	Term time (min)	Avg spd (km/h)	Veh type	No. of Veh	Service interval	Run time (min)	Term time (min)	Avg spd (km/h)	First dep NB or WB	First dep SB or EB	Last dep NB or WB	Last dep SB or EB				
<b>47 LANSDOWNNE</b>		MtD																																					
<b>Monday to Friday</b>	09-Oct-12	Monday-Friday morning peak period				Monday-Friday midday				Monday-Friday afternoon peak period				Monday-Friday early evening				Monday-Friday late evening																					
47 Queen – St Clair	8.51	LF	4	10' 00"	36	4	14.2	LF	2.5	15' 00"	36	2	14.2	LF	3	13' 00"	36	3	14.2	LF	2	18' 00"	36	0	14.2	LF	1	30' 00"	30	0	17.0	500a	445a	145a	128a				
47B Queen – Yorkdale Stn via Caledonia and Bridgeland	25.11	LF	4.5	20' 00"	86	4	17.5	LF	5.5	15' 00"	80	3	18.8	LF	3.5	26' 00"	91	0	16.6	LF	5	18' 00"	78	12	19.3	LF	3	30' 00"	69	21	21.8	530a	512a	1258a	1253a				
47C Queen – Yorkdale Stn via Caledonia and Orfus	24.46	LF	4.5	20' 00"	86	4	17.1	LF					LF	3.5	26' 00"	91	0	16.1															540a	527a	900a	907a			
Combined/Average			13	5' 00"					8	7' 30"					10	6' 30"					7	9' 00"					4	15' 00"											
<b>Saturday</b>	08-Jan-11	Saturday early morning				Saturday early morning				Saturday afternoon				Saturday early evening				Saturday late evening																					
47 Queen – St Clair	8.51	LF	2.5	18' 00"	36	9	14.2	LF	2.5	18' 00"	36	9	14.2	LF	3	18' 00"	44	10	11.6	LF	2	20' 00"	36	4	14.2	LF	1	30' 00"	30	0	17.0	559a	627a	145a	128a				
47B Queen – Yorkdale Stn via Caledonia and Bridgeland	25.11	LF	4.5	18' 00"	80	1	18.8	LF	4.5	18' 00"	80	1	18.8	LF	5	18' 00"	88	2	17.1	LF	4	20' 00"	78	2	19.3	LF	3	30' 00"	69	21	21.8	549a	516a	1258a	1253a				
Combined/Average			7	9' 00"					7	9' 00"					8	9' 00"					6	10' 00"					4	15' 00"											
<b>Sunday</b>	02-Jan-11	Sunday early morning				Sunday early morning				Sunday afternoon				Sunday early evening				Sunday late evening																					
47 Queen – St Clair	8.51	LF	2	20' 00"	36	4	14.2	LF	2	20' 00"	36	4	14.2	LF	2	20' 00"	36	4	14.2	LF	2	20' 00"	36	4	14.2	LF	1	30' 00"	30	0	17.0	548a	530a	145a	128a				
47B Queen – Yorkdale Stn via Caledonia and Bridgeland	25.11							LF	4	20' 00"	78	2	19.3	LF	4	20' 00"	78	2	19.3	LF	4	20' 00"	78	2	19.3	LF	3	30' 00"	69	21	21.8	812a	755a	1258a	1253a				
Combined/Average			2	20' 00"					6	10' 00"					6	10' 00"					6	10' 00"					4	15' 00"											
<b>54 LAWRENCE EAST</b>		Egl																																					
<b>Monday to Friday</b>	09-Oct-12	Monday-Friday morning peak period				Monday-Friday midday				Monday-Friday afternoon peak period				Monday-Friday early evening				Monday-Friday late evening																					
54 Eglinton Stn – Orton Park	40.09	LF	15	9' 00"	131	4	18.4	LF	10	12' 45"	125	3	19.2	LF	13	10' 30"	135	2	17.8	LF	7	18' 20"	123	6	19.6	LF	5.5	20' 00"	105	5	22.9	515a	607a	146a	155a				
54A Eglinton Stn – Starspray Blvd	53.90	LF	19	9' 00"	168	3	19.3	LF	13	12' 45"	157	9	20.6	LF	17	10' 30"	175	4	18.5	LF	8	18' 20"	145	2	22.3	LF	6.5	20' 00"	123	7	26.3	515a	518a	150a	210a				
54E Lawrence East Stn – Starspray Blvd Express	26.96	LF	7	9' 00"	63	0	25.7						LF	7	10' 30"	68	6	23.8															634a	706a	849a	827a			
Combined/Average			41	3' 00"					23	6' 23"					37	3' 30"					15	9' 10"					12	10' 00"											
<b>Saturday</b>	08-Sep-12	Saturday early morning				Saturday morning				Saturday afternoon				Saturday early evening				Saturday late evening																					
54 Eglinton Stn – Orton Park	40.09	LF	4	30' 00"	120	0	20.0	LF	7.5	16' 00"	120	0	20.0	LF	9	14' 00"	120	6	20.0	LF	5.5	20' 00"	105	5	22.9	LF	3.5	30' 00"	105	0	22.9	553a	623a	107a	215a				
54A Eglinton Stn – Starspray Blvd	53.90	LF	5	30' 00"	150	0	21.6	LF	9.5	16' 00"	152	0	21.3	LF	11	14' 00"	152	2	21.3	LF	6.5	20' 00"	123	7	26.3	LF	4.5	30' 00"	123	12	26.3	528a	608a	132a	130a				
Combined/Average			9	15' 00"					17	8' 00"					20	7' 00"					12	10' 00"					8	15' 00"											
<b>Sunday</b>	02-Sep-12	Sunday early morning				Sunday morning				Sunday afternoon				Sunday early evening				Sunday late evening																					
54 Eglinton Stn – Orton Park	40.09	LF	3.5	30' 00"	105	0	22.9	LF	6	20' 00"	115	5	20.9	LF	7.5	16' 00"	115	5	20.9	LF	5.5	20' 00"	105	5	22.9	LF	3.5	30' 00"	105	0	22.9	635a	730a	105a	215a				
54A Eglinton Stn – Starspray Blvd	53.90	LF	4.5	30' 00"	135	0	24.0	LF	7	20' 00"	138	2	23.4	LF	9.5	16' 00"	140	12	23.1	LF	6.5	20' 00"	120	10	27.0	LF	4.5	30' 00"	120	15	27.0	723a	715a	144a	130a				
Combined/Average			8	15' 00"					13	10' 00"					17	8' 00"					12	10' 00"					8	15' 00"											
54 operates north via Scarborough Golf Club Road before 300p, north via Orton Park Road after 300p Overnight service east of Kingston Road provided by 305 EGLINTON EAST.																																							
<b>354 LAWRENCE EAST</b>		Egl																																					
<b>Overnight, 7 days a week</b>	14-Feb-10	Monday-Friday overnight				Saturday overnight				Sunday overnight																													
354 Eglinton Stn – of T Scarborough	51.50	LF	3.5	30' 00"	96	9	32.2	LF	3.5	30' 00"	96	9	32.2	LF	3.5	30' 00"	96	9	32.2	Alternates trips with 305 EGLINTON EAST																			
<b>400 LAWRENCE MANOR COMMUNITY BUS</b>		W-T																																					
<b>Monday to Friday</b>	2-Sep-97	Monday-Friday midday				Monday-Friday afternoon peak period																																	
400 Baycrest – Lawrence West Stn		CB	1	60' 00"	60	0		CB	1	60' 00"	60	0																											



**SERVICE SUMMARY**

November 18, 2012 to January 5, 2013

Route	RT dist (km) and date of last change	Veh type	No. of Veh	Service interval	Run time (min)	Term time (min)	Avg spd (km/h)	Veh type	No. of Veh	Service interval	Run time (min)	Term time (min)	Avg spd (km/h)	Veh type	No. of Veh	Service interval	Run time (min)	Term time (min)	Avg spd (km/h)	Veh type	No. of Veh	Service interval	Run time (min)	Term time (min)	Avg spd (km/h)	Veh type	No. of Veh	Service interval	Run time (min)	Term time (min)	Avg spd (km/h)	First dep NB or WB	First dep SB or EB	Last dep NB or WB	Last dep SB or EB											
<b>52 LAWRENCE WEST</b>		MtD																																												
<b>Monday to Friday</b>		19-Nov-12																																												
				Monday-Friday morning peak period							Monday-Friday midday							Monday-Friday afternoon peak period							Monday-Friday early evening							Monday-Friday late evening														
52 Lawrence Stn – Martin Grove	30.61	LF	20	5' 10"	101	3	18.2	LF	13	7' 15"	94	1	19.6	LF	18	6' 30"	117	0	15.7	LF	7	13' 00"	88	3	20.9	LF	4	20' 00"	80	0	23.0	550a	454a	200a	122a											
52C Lawrence West Stn – Culford via Benton	9.77	LF	2	20' 00"	37	3	15.8	See 59C MAPLE LEAF																				637a	616a	857a	916a															
52C Lawrence West Stn – Culford	9.48																															256p	317p	722p	749p											
Combined/Average				22 4' 06"							13 7' 15"							20 4' 53"							7 13' 00"							4 20' 00"														
<b>Saturday</b>		08-Sep-12																																												
				Saturday early morning							Saturday morning							Saturday afternoon							Saturday early evening							Saturday late evening														
52 Lawrence Stn – Martin Grove	30.61	LF	7	13' 00"	90	1	20.4	LF	9	10' 00"	90	0	20.4	LF	14	7' 15"	99	3	18.6	LF	8	11' 00"	84	4	21.9	LF	5	18' 00"	79	11	23.2	605a	522a	127a	129a											
<b>Sunday</b>		07-Oct-12																																												
				Sunday early morning							Sunday morning							Sunday afternoon							Sunday early evening							Sunday late evening														
52 Lawrence Stn – Martin Grove	30.61	LF	6	15' 00"	90	0	20.4	LF	9	10' 00"	90	0	20.4	LF	11	9' 00"	99	0	18.6	LF	6	15' 00"	80	10	23.0	LF	5	17' 30"	80	8	23.0	646a	707a	145a	104a											
<b>352 LAWRENCE WEST</b>		MtD																																												
<b>Overnight, 7 days a week</b>		29-Jul-12																																												
				Monday-Friday overnight							Saturday overnight							Sunday overnight																												
352 Lawrence Stn – Royal York	22.14	LF	2	30' 00"	60	0	22.1	LF	2	30' 00"	60	0	22.1	LF	2	30' 00"	60	0	22.1																											
<b>162 LAWRENCE-DONWAY</b>		Wtl																																												
<b>Monday to Friday</b>		09-May-11																																												
				Monday-Friday morning peak period							Monday-Friday midday							Monday-Friday afternoon peak period																												
162 Lawrence Stn – Don Mills	20.13	LF	2	30' 00"	60	0	20.1	LF	2	30' 00"	60	0	20.1	LF	2	30' 00"	60	0	20.1																											
<b>56 LEASIDE</b>		Wtl																																												
<b>Monday to Friday</b>		04-Sep-12																																												
				Monday-Friday morning peak period							Monday-Friday midday							Monday-Friday afternoon peak period							Monday-Friday early evening																					
56 Donlands Stn – Eglinton Stn	15.32	LF	2.5	22' 45"	56	1	16.4	LF	3	20' 00"	54	6	17.0	LF	2.5	24' 00"	54	6	17.0	LF	1.5	30' 00"	45	0	20.4																					
56B Donlands Stn – Brentcliffe	10.15	LF	1.5	22' 45"	34	0	17.9								LF	1.5	24' 00"	34	2	17.9												611a	554a	1008p	1015p											
Combined/Average				4 11' 23"							3 20' 00"							4 12' 00"							1.5 30' 00"							Alternates trips with 5 AVENUE RD														
<b>Saturday</b>		14-May-11																																												
				Saturday early morning							Saturday morning							Saturday afternoon																												
56 Donlands Stn – Eglinton Stn	15.32	LF	2	30' 00"	56	4	16.4	LF	2	30' 00"	56	4	16.4	LF	2	30' 00"	56	4	16.4																											
<b>Sunday</b>		08-May-11																																												
				Sunday morning							Sunday afternoon																																			
56 Donlands Stn – Eglinton Stn	15.32										LF	1.5	30' 00"	45	0	20.4	LF	1.5	30' 00"	45	0	20.4												600a	543a	837a	854a									
											Alternates trips with 5 AVENUE RD							Alternates trips with 5 AVENUE RD														312p	331p	648p	643p											
<b>51 LESLIE</b>		Wtl																																												
<b>Monday to Friday</b>		04-Sep-12																																												
				Monday-Friday morning peak period							Monday-Friday midday							Monday-Friday afternoon peak period							Monday-Friday early evening							Monday-Friday late evening														
51 Eglinton Stn – Steeles	34.07	LF	8	13' 00"	102	2	20.0	LF	3	30' 00"	88	2	23.2	LF	7	16' 00"	108	4	18.9	LF	3	30' 00"	78	12	26.2	LF	2.5	30' 00"	75	5	27.3	510a	550a	100a	1240a											
																									Alternates trips with 61 AVENUE RD NORTH																					
<b>Saturday</b>		29-Nov-08																																												
				Saturday early morning							Saturday morning							Saturday afternoon							Saturday early evening							Saturday late evening														
51 Eglinton Stn – Steeles	34.07	LF	2.5	30' 00"	75	5	27.3	LF	3	30' 00"	80	10	25.6	LF	3	30' 00"	80	10	25.6	LF	2.5	30' 00"	75	5	27.3	LF	2.5	30' 00"	75	5	27.3	545a	622a	110a	1250a											
																									Alternates trips with 61 AVENUE RD NORTH							Alternates trips with 61 AVENUE RD NORTH														
<b>Sunday</b>		08-May-11																																												
				Sunday morning							Sunday afternoon							Sunday early evening																												
51 Eglinton Stn – Steeles	34.07										LF	3	30' 00"	80	10	25.6	LF	3	30' 00"	80	10	25.6	LF	2.5	30' 00"	75	5	27.3																		
																		Alternates trips with 61 AVENUE RD NORTH														815a	822a	1010p	950p											





**TORONTO TRANSIT COMMISSION**

**SERVICE SUMMARY**

November 18, 2012 to January 5, 2013

Route	RT dist (km) and date of last change	Veh type	No. of Veh	Service interval	Run time (min)	Term time (min)	Avg spd (km/h)	Veh type	No. of Veh	Service interval	Run time (min)	Term time (min)	Avg spd (km/h)	Veh type	No. of Veh	Service interval	Run time (min)	Term time (min)	Avg spd (km/h)	Veh type	No. of Veh	Service interval	Run time (min)	Term time (min)	Avg spd (km/h)	Veh type	No. of Veh	Service interval	Run time (min)	Term time (min)	Avg spd (km/h)	First dep NB or WB	First dep SB or EB	Last dep NB or WB	Last dep SB or EB
<b>64 MAIN</b>		Bir																																	
<b>Monday to Friday</b>		04-Sep-12																																	
64 Queen – Eastdale		Monday-Friday morning peak period				Monday-Friday midday				Monday-Friday afternoon peak period				Monday-Friday early evening				Monday-Friday late evening				557a	541a	110a	125a										
64 Queen – Eastdale		LF	4	8' 00"	32	0	12.6	LF	3	10' 00"	30	0	13.4	LF	4	8' 00"	32	0	12.6	LF	2	15' 00"	30	0	13.4	LF	1	30' 00"	30	0	13.4				
<b>Saturday</b>		27-Jun-09																																	
64 Queen – Eastdale		Saturday early morning				Saturday morning				Saturday afternoon				Saturday early evening				Saturday late evening				547a	600a	110a	125a										
64 Queen – Eastdale		LF	2	15' 00"	30	0	13.4	LF	2	15' 00"	30	0	13.4	LF	2	15' 00"	30	0	13.4	LF	1	30' 00"	30	0	13.4	LF	1	30' 00"	30	0	13.4				
<b>Sunday</b>		02-Sep-12																																	
64 Queen – Eastdale		Sunday morning				Sunday afternoon				Sunday early evening				Sunday late evening				840a	825a	110a	125a														
64 Queen – Eastdale		LF	1	30' 00"	30	0	13.4	LF	2	15' 00"	30	0	13.4	LF	1	30' 00"	30	0	13.4	LF	1	30' 00"	30	0	13.4	LF	1	30' 00"	30	0	13.4				
<b>58 MALTON</b>		MtD																																	
<b>Monday to Friday</b>		09-Oct-12																																	
58A Lawrence West Stn – Pearson Airport		Monday-Friday morning peak period				Monday-Friday midday				Monday-Friday afternoon peak period				Monday-Friday early evening				Monday-Friday late evening				505a	519a	110a	157a										
58A Lawrence West Stn – Pearson Airport		LF	16	6' 45"	108	0	20.7	LF	7	14' 30"	100	2	22.4	LF	23	5' 15"	119	2	18.8	LF	5.5	17' 00"	93	1	24.1	LF	3.5	25' 00"	81	7	27.7				
58B Lawrence West Stn – Westwood		LF	1	20' 15"	115	14	20.9	LF	8	14' 30"	112	4	21.4	LF	1	15' 45"	131	6	18.3	LF	6.5	17' 00"	103	8	23.3	LF	3.5	25' 00"	87	1	27.6	520a	548a	1254a	110a
Combined/Average		17 6' 45"				15 7' 15"				24 5' 15"				12 8' 30"				7 12' 30"																	
		Every 3rd 58A operates as a 58B																																	
<b>Saturday</b>		08-Sep-12																																	
58 Lawrence West Stn – McNaughton		Saturday early morning				Saturday morning				Saturday afternoon				Saturday early evening				Saturday late evening				907a	1024a	1258a	150a										
58 Lawrence West Stn – Pearson Airport		LF	7	12' 00"	75	9	29.9	LF	5	20' 00"	96	4	23.3	LF	7.5	14' 30"	103	6	21.2	LF	4.5	22' 00"	91	8	24.0	LF	2.5	36' 00"	90	0	24.3				
58D Lawrence West Stn – McNaughton via Pearson Airport		LF	1	36' 00"	110	10	25.0																	539a	638a	839a	957a								
Combined/Average		8 12' 00"				10 10' 00"				15 7' 15"				9 11' 00"				5 18' 00"																	
<b>Sunday</b>		07-Oct-12																																	
58 Lawrence West Stn – McNaughton		Sunday early morning				Sunday morning				Sunday afternoon				Sunday early evening				Sunday late evening				610a	700a	1150p	1244a										
58A Lawrence West Stn – Pearson Airport		LF	2.5	40' 00"	90	10	24.3	LF	4.5	20' 00"	89	1	24.6	LF	6	18' 00"	99	9	22.1	LF	3	30' 00"	85	5	25.7	LF	2.5	35' 00"	85	3	25.7				
58A Lawrence West Stn – Pearson Airport		LF	2.5	40' 00"	84	16	26.7	LF	4.5	20' 00"	90	0	24.9	LF	6	18' 00"	100	8	22.4	LF	3	30' 00"	86	4	26.0	LF	2.5	35' 00"	86	2	26.0	510a	540a	1258a	151a
Combined/Average		5 20' 00"				9 10' 00"				12 9' 00"				6 15' 00"				5 17' 30"																	
<b>59 MAPLE LEAF</b>		Arw																																	
<b>Monday to Friday</b>		09-Oct-12																																	
59A Lawrence West Stn – Weston Rd via Gary Drive		Monday-Friday morning peak period				Monday-Friday midday				Monday-Friday afternoon peak period				Monday-Friday early evening				Monday-Friday late evening				555a	558a	851a	920a										
59A Lawrence West Stn – Weston Rd via Gary Drive		LF	3	22' 00"	62	4	16.7					LF 2.5 30' 00" 75 0 13.8												345p	400p	700p	745p								
59B Lawrence West Stn – Weston Rd via Church		LF	3	22' 00"	62	4	16.2					LF 2.5 30' 00" 75 0 13.4												606a	613a	840a	909a								
59C Lawrence West Stn – Weston Rd via Benton/Culford and Church		See 52C LAWRENCE WEST				LF 1 60' 00" 60 0 21.3				See 52C LAWRENCE WEST				LF 1 60' 00" 60 0 21.3				LF 1 60' 00" 60 0 21.3				LF 1 60' 00" 60 0 21.3				300p	320p	700p	700p						
59C Lawrence West Stn – Weston Rd via Benton/Culford and Church		See 52C LAWRENCE WEST				LF 1 60' 00" 60 0 21.3				See 52C LAWRENCE WEST				LF 1 60' 00" 60 0 21.3				LF 1 60' 00" 60 0 21.3				LF 1 60' 00" 60 0 21.3				915a	945a	215p	245p						
59C Lawrence West Stn – Weston Rd via Benton/Culford and Gary Rd		See 52C LAWRENCE WEST				LF 1 60' 00" 60 0 21.3				See 52C LAWRENCE WEST				LF 1 60' 00" 60 0 21.3				LF 1 60' 00" 60 0 21.3				LF 1 60' 00" 60 0 21.3				730p	800p	1230a	1200a						
59C Lawrence West Stn – Weston Rd via Benton/Culford and Gary Rd		See 52C LAWRENCE WEST				LF 1 60' 00" 60 0 21.3				See 52C LAWRENCE WEST				LF 1 60' 00" 60 0 21.3				LF 1 60' 00" 60 0 21.3				LF 1 60' 00" 60 0 21.3				945a	1015a	245p	215p						
Combined/Average		6 11' 00"				2 30' 00"				5 15' 00"				2 30' 00"				2 30' 00"				2 30' 00"													
<b>Saturday</b>		08-Sep-12																																	
59C Lawrence West Stn – Weston Rd via Benton/Culford and Church		Saturday early morning				Saturday morning				Saturday afternoon				Saturday early evening				Saturday late evening				630a	600a	1230a	1200a										
59C Lawrence West Stn – Weston Rd via Benton/Culford and Church		LF	1	60' 00"	60	0	21.3	LF	1	60' 00"	60	0	21.3	LF	1	60' 00"	60	0	21.3	LF	1	60' 00"	60	0	21.3	LF	1	60' 00"	60	0	21.3				
59C Lawrence West Stn – Weston Rd via Benton/Culford and Gary Rd		LF	1	60' 00"	60	0	21.3	LF	1	60' 00"	60	0	21.3	LF	1	60' 00"	60	0	21.3	LF	1	60' 00"	60	0	21.3	LF	1	60' 00"	60	0	21.3	600a	630a	100a	1230a
Combined/Average		2 30' 00"				2 30' 00"				2 30' 00"				2 30' 00"				2 30' 00"																	
<b>Sunday</b>		02-Sep-12																																	
59C Lawrence West Stn – Weston Rd via Benton/Culford and Church		Sunday morning				Sunday afternoon				Sunday early evening												930a	900a	930p	930p										
59C Lawrence West Stn – Weston Rd via Benton/Culford and Church		LF	1	60' 00"	60	0	21.3	LF	1	60' 00"	60	0	21.3	LF	1	60' 00"	60	0	21.3																
59C Lawrence West Stn – Weston Rd via Benton/Culford and Gary Rd		LF	1	60' 00"	60	0	21.3	LF	1	60' 00"	60	0	21.3	LF	1	60' 00"	60	0	21.3									900a	930a	1000p	1000p				
Combined/Average		2 30' 00"				2 30' 00"				2 30' 00"				2 30' 00"																					



TORONTO TRANSIT COMMISSION

SERVICE SUMMARY

November 18, 2012 to January 5, 2013

Route	RT dist (km) and date of last change	Veh type	No. of Veh	Service interval	Run time (min)	Term time (min)	Avg spd (km/h)	Veh type	No. of Veh	Service interval	Run time (min)	Term time (min)	Avg spd (km/h)	Veh type	No. of Veh	Service interval	Run time (min)	Term time (min)	Avg spd (km/h)	Veh type	No. of Veh	Service interval	Run time (min)	Term time (min)	Avg spd (km/h)	Veh type	No. of Veh	Service interval	Run time (min)	Term time (min)	Avg spd (km/h)	First dep NB or WB	First dep SB or EB	Last dep NB or WB	Last dep SB or EB									
<b>102 MARKHAM RD</b>		Bir	Service outside Toronto north of Steeles Avenue is provided under contract to York Region. Temporary routing change on 102D between Highway 7 and Bullock due to road construction.																																									
<b>Monday to Friday</b>	09-Oct-12	Monday-Friday morning peak period							Monday-Friday midday							Monday-Friday afternoon peak period							Monday-Friday early evening							Monday-Friday late evening														
102 Warden Stn – McNicoll	32.88	LF	3	30'00"	90	0	21.9	LF	3	30'00"	90	0	21.9	LF	2.5	40'00"	87	13	22.7	LF	3	30'00"	82	8	24.1	LF	3	30'00"	82	8	24.1	900a	945a	1239a	1252a									
102A Warden Stn – Progress (Centennial College)	23.71	LF	7	10'00"	70	0	20.3	LF	5	15'00"	72	3	19.8	LF	8	10'30"	78	6	18.2	LF	4	20'00"	65	15	21.9	LF	2	30'00"	50	10	28.4	615a	650a	100a	126a									
102C Warden Stn – Passmore	35.78	LF	5.5	20'00"	100	10	21.5	LF	5.5	21'00"	108	8	19.9	LF	5.5	21'00"	108	8	19.9	LF	5.5	21'00"	108	8	19.9	LF	5.5	21'00"	108	8	19.9	505a	507a	604p	704p									
102D Warden Stn – Mount Joy GO Stn	52.74	LF	7.5	20'00"	150	0	21.1	LF	5	30'00"	137	13	23.1	LF	7.5	21'00"	156	2	20.3	LF	3.5	40'00"	140	0	22.6	LF	3.5	40'00"	140	0	22.6	445a	555a	1010p	1120p									
Combined/Average			20	5'00"				13	7'30"				21	5'15"					10	10'00"					5	15'00"																		
			102D NB trips operate via Dynamic.														102D SB trips operate via Dynamic.																											
<b>Saturday</b>	04-Aug-12	Saturday early morning							Saturday morning							Saturday afternoon							Saturday early evening							Saturday late evening														
102 Warden Stn – McNicoll	32.88	LF	6	15'00"	85	5	23.2	LF	8	12'00"	92	4	21.4	LF	11	9'30"	101	4	19.5	LF	8	11'00"	83	5	23.8	LF	6	15'00"	83	7	23.8	535a	552a	101a	129a									
102D Warden Stn – Mount Joy GO Stn	52.74	LF	1	60'00"	152	5	20.8	LF	1	60'00"	152	5	20.8	LF	1	57'00"	200	2	15.8	LF	1	55'00"	130	13	24.3	LF	1	55'00"	130	13	24.3	720a	835a	1033p	1150p									
Combined/Average			6	15'00"				9	12'00"				12	9'30"				9	11'00"						6	15'00"																		
			Every 5th 102 operates as a 102D														Every 6th 102 operates as a 102D														Every 5th 102B operates as a 102D													
<b>Sunday</b>	29-Jul-12	Sunday early morning							Sunday morning							Sunday afternoon							Sunday early evening							Sunday late evening														
102 Warden Stn – McNicoll	32.88	LF	3	30'00"	80	10	24.7	LF	8	12'00"	88	8	22.4	LF	10	10'00"	97	3	20.3	LF	7	12'00"	82	2	24.1	LF	4	20'00"	75	5	26.3	723a	725a	107a	129a									
102D Warden Stn – Mount Joy GO Stn	52.74	LF	1	60'00"	136	4	23.3	LF	1	60'00"	150	6	21.1	LF	1	50'00"	148	2	21.4	LF	1	60'00"	130	14	24.3	LF	1	60'00"	130	14	24.3	805a	916a	1033p	1142p									
Combined/Average			4	30'00"				9	12'00"				11	10'00"				8	12'00"						4	20'00"																		
			Every 2nd 102 operates as a 102D														Every 5th 102 operates as a 102D														Every 5th 102 operates as a 102D							Every 5rd 102B operates as a 102D						
<b>46 MARTIN GROVE</b>		Arw	Service outside Toronto north of Steeles Avenue is provided under contract to York Region. Temporary routing change on 102D between Highway 7 and Bullock due to road construction.																																									
<b>Monday to Friday</b>	09-Oct-12	Monday-Friday morning peak period							Monday-Friday midday							Monday-Friday afternoon peak period							Monday-Friday early evening							Monday-Friday late evening														
46 Kipling Stn – Steeles	31.38	LF	9	10'00"	90	0	20.9	LF	5	17'00"	84	1	22.4	LF	9	10'00"	90	0	20.9	LF	4	20'00"	75	5	25.1	LF	3	30'00"	75	15	25.1	451a	503a	130a	1243a									
<b>Saturday</b>	07-Jan-06	Saturday early morning							Saturday morning							Saturday afternoon							Saturday early evening							Saturday late evening														
46 Kipling Stn – Steeles	31.38	LF	4	20'00"	75	5	25.1	LF	5	15'00"	75	0	25.1	LF	5	15'00"	75	0	25.1	LF	4	20'00"	74	6	25.4	LF	3	30'00"	74	16	25.4	513a	555a	130a	1243a									
<b>Sunday</b>	07-Oct-12	Sunday morning							Sunday afternoon							Sunday early evening							Sunday late evening																					
46 Kipling Stn – Steeles	31.38	LF	4	20'00"	75	5	25.1	LF	4	20'00"	75	5	25.1	LF	4	20'00"	75	5	25.1	LF	4	20'00"	75	5	25.1	LF	3	30'00"	75	15	25.1	840a	758a	130a	1243a									
<b>16 McCOWAN</b>		Bir	Service outside Toronto north of Steeles Avenue is provided under contract to York Region. Temporary routing change on 102D between Highway 7 and Bullock due to road construction.																																									
<b>Monday to Friday</b>	04-Sep-12	Monday-Friday morning peak period							Monday-Friday midday							Monday-Friday afternoon peak period							Monday-Friday early evening							Monday-Friday late evening														
16 Warden Stn – Scarborough Centre Stn	18.33	LF	8	8'00"	62	2	17.7	LF	5	12'00"	59	1	18.6	LF	9	7'30"	65	3	16.9	LF	5	11'00"	52	3	21.2	LF	3	15'00"	45	0	24.4	515a	520a	124a	149a									
<b>Saturday</b>	15-May-10	Saturday early morning							Saturday morning							Saturday afternoon							Saturday early evening							Saturday late evening														
16 Warden Stn – Scarborough Centre Stn	18.33	LF	3	15'00"	45	0	24.4	LF	4	12'30"	50	0	22.0	LF	4	12'30"	50	0	22.0	LF	3	15'00"	45	0	24.4	LF	1.67	30'00"	45	5	24.4	523a	545a	132a	200a									
			Alternates trips with 70 O'CONNOR																																									
<b>Sunday</b>	09-May-10	Sunday early morning							Sunday morning							Sunday afternoon							Sunday early evening							Sunday late evening														
16 Warden Stn – Scarborough Centre Stn	18.33	LF	3	17'00"	50	1	22.0	LF	3	17'00"	50	1	22.0	LF	4	12'30"	50	0	22.0	LF	2	24'00"	44	4	25.0	LF	1.67	30'00"	44	6	25.0	732a	758a	132a	200a									
			Overnight service on McCowan Road and Danforth Road provided by 302 DANFORTH RD-McCOWAN																																									
			Alternates trips with 70 O'CONNOR																																									



**TORONTO TRANSIT COMMISSION**

**SERVICE SUMMARY**

November 18, 2012 to January 5, 2013

Route	RT dist (km) and date of last change	Veh type	No. of Veh	Service interval	Run time (min)	Term time (min)	Avg spd (km/h)	Veh type	No. of Veh	Service interval	Run time (min)	Term time (min)	Avg spd (km/h)	Veh type	No. of Veh	Service interval	Run time (min)	Term time (min)	Avg spd (km/h)	Veh type	No. of Veh	Service interval	Run time (min)	Term time (min)	Avg spd (km/h)	Veh type	No. of Veh	Service interval	Run time (min)	Term time (min)	Avg spd (km/h)	First dep NB or WB	First dep SB or EB	Last dep NB or WB	Last dep SB or EB					
<b>129 McCOWAN NORTH</b>	Mal	Service outside Toronto north of Steeles Avenue is provided under contract to York Region																																						
<b>Monday to Friday</b>	09-Oct-12	Monday-Friday morning peak period							Monday-Friday midday							Monday-Friday afternoon peak period							Monday-Friday early evening							Monday-Friday late evening										
129 Scarborough Centre Stn – Steeles	14.41	LF	11	4 ' 30 "	50	0	17.5	LF	7	6 ' 00 "	42	0	20.8	LF	11	4 ' 40 "	50	2	17.4	LF	7	6 ' 00 "	40	2	21.6	LF	4	10 ' 00 "	40	0	21.6	548a	524a	150a	150a					
129A Scarborough Centre Stn – Major Mackenzie	34.29	LF	4	13 ' 30 "	95	9	21.7	LF	2	24 ' 00 "	87	3	23.6	LF	3	18 ' 40 "	92	16	22.4	LF	2	24 ' 00 "	88	2	23.4	LF	1	40 ' 00 "	80	0	25.7	605a	535a	1120p	1120p					
Combined/Average			15	4 ' 30 "					9	6 ' 00 "					14	4 ' 40 "					9	6 ' 00 "					5	10 ' 00 "												
			Every 3rd 129 operates as a 129A							Every 4th 129 operates as a 129A							Every 4th 129 operates as a 129A							Every 4th 129 operates as a 129A																
<b>Saturday</b>	13-Oct-12	Saturday early morning							Saturday morning							Saturday afternoon							Saturday early evening							Saturday late evening										
129 Scarborough Centre Stn – Steeles	14.41	LF	6	7 ' 00 "	42	0	20.6	LF	6	7 ' 00 "	42	0	20.6	LF	8	5 ' 45 "	45	1	19.2	LF	3	15 ' 00 "	40	5	21.6	LF	2	20 ' 00 "	40	0	21.6	550a	530a	200a	145a					
129A Scarborough Centre Stn – Major Mackenzie	34.29	LF	2	28 ' 00 "	88	10	23.4	LF	2	28 ' 00 "	88	10	23.4	LF	2	23 ' 00 "	90	2	22.9	LF	1	45 ' 00 "	80	10	25.7															
Combined/Average			8	7 ' 00 "					8	7 ' 00 "					10	5 ' 45 "					4	15 ' 00 "					2	20 ' 00 "												
			Every 4th 129 operates as a 129A							Every 4th 129 operates as a 129A							Every 4th 129 operates as a 129A							Every 3rd 129 operates as a 129A																
<b>Sunday</b>	02-Aug-09	Sunday morning							Sunday afternoon							Sunday early evening							Sunday late evening																	
129 Scarborough Centre Stn – Steeles	14.41		LF	4	10 ' 00 "	40	0	21.6	LF	5	8 ' 00 "	40	0	21.6	LF	3	15 ' 00 "	40	5	21.6	LF	2	20 ' 00 "	40	0	21.6														
129A Scarborough Centre Stn – Major Mackenzie	34.29		LF	1	40 ' 00 "	80	0	25.7	LF	1	40 ' 00 "	80	0	25.7	LF	1	45 ' 00 "	80	10	25.7																				
Combined/Average			5	10 ' 00 "					6	8 ' 00 "					4	15 ' 00 "					2	20 ' 00 "																		
			Every 4th 129 operates as a 129A							Every 5th 129 operates as a 129A							Every 3rd 129 operates as a 129A																							
Overnight service provided by 302 DANFORTH RD-McCOWAN																																								
<b>130 MIDDLEFIELD</b>	Mal	Service outside Toronto north of Steeles Avenue is provided under contract to York Region																																						
<b>Monday to Friday</b>	05-Jan-09	Monday-Friday morning peak period							Monday-Friday midday							Monday-Friday afternoon peak period							Monday-Friday early evening							Monday-Friday late evening										
130 Scarborough Centre Stn – Steeles	15.96		Lift	1.5	30 ' 00 "	40	5	23.9							Lift	2	22 ' 00 "	44	0	21.8	Lift	1.5	30 ' 00 "	40	4	23.9	Lift	1.5	30 ' 00 "	40	4	23.9	915a	540a 702p	115a	240p 1240a				
130 Scarborough Centre Stn – Steeles/ 130B Scarborough Centre Stn – Steeles via Maybrook	16.56		Lift	3	15 ' 00 "	45	0	22.1							Lift	3	15 ' 00 "	45	0	22.1																				
Combined/Average			130 operates SB; 130B operates NB						Alternates trips with 132 MILNER						130 operates NB; 130B operates SB													Alternates trips with 132 MILNER												
<b>Saturday</b>	10-Jan-09	Saturday early morning							Saturday morning							Saturday afternoon							Saturday early evening							Saturday late evening										
130 Scarborough Centre Stn – Steeles	15.96		Lift	1.5	30 ' 00 "	44	1	21.8		Lift	1.5	30 ' 00 "	44	1	21.8		Lift	1.5	30 ' 00 "	44	1	21.8		Lift	1.5	30 ' 00 "	40	4	23.9		Lift	1.5	30 ' 00 "	40	4	23.9	545a	608a	115a	1240a
Combined/Average			Alternates trips with 132 MILNER							Alternates trips with 132 MILNER							Alternates trips with 132 MILNER							Alternates trips with 132 MILNER																
<b>Sunday</b>	08-May-11	Sunday morning							Sunday afternoon							Sunday early evening							Sunday late evening																	
130 Scarborough Centre Stn – Steeles	15.96		Lift	1.5	30 ' 00 "	44	1	21.8		Lift	1.5	30 ' 00 "	44	1	21.8		Lift	1.5	30 ' 00 "	44	1	21.8		Lift	1.5	30 ' 00 "	40	4	23.9		Lift	1.5	30 ' 00 "	40	5	23.9	815a	838a	115a	1240a
Combined/Average			Alternates trips with 132 MILNER							Alternates trips with 132 MILNER							Alternates trips with 132 MILNER							Alternates trips with 134 PROGRESS																
<b>57 MIDLAND</b>	Bir	Service outside Toronto north of Steeles Avenue is provided under contract to York Region																																						
<b>Monday to Friday</b>	04-Sep-12	Monday-Friday morning peak period							Monday-Friday midday							Monday-Friday afternoon peak period							Monday-Friday early evening							Monday-Friday late evening										
57 Kennedy Stn – Steeles	23.43	LF	12	6 ' 00 "	72	0	19.5	LF	6	11 ' 00 "	66	0	21.3	LF	9	8 ' 20 "	75	0	18.7	LF	5	12 ' 00 "	60	0	23.4	LF	3	20 ' 00 "	58	2	24.2	450a	448a	120a	110a					
57 Kennedy Stn – Steeles	23.43	LF	1	<b>Tripper</b>				LF						LF						LF						LF														
Combined/Average			13	6 ' 00 "					6	11 ' 00 "					9	8 ' 20 "					5	12 ' 00 "					3	20 ' 00 "												
<b>Saturday</b>	12-May-12	Saturday early morning							Saturday morning							Saturday afternoon							Saturday early evening							Saturday late evening										
57 Kennedy Stn – Steeles	23.43	LF	3	20 ' 00 "	58	2	24.2	LF	4	15 ' 00 "	60	0	23.4	LF	5	12 ' 00 "	60	0	23.4	LF	4	15 ' 00 "	54	6	26.0	LF	2	30 ' 00 "	54	6	26.0	515a	545a	1245a	110a					
Combined/Average			Every 4th 129 operates as a 129A							Every 4th 129 operates as a 129A							Every 4th 129 operates as a 129A							Every 4th 129 operates as a 129A																
<b>Sunday</b>	06-May-12	Sunday morning							Sunday afternoon							Sunday early evening							Sunday late evening																	
57 Kennedy Stn – Steeles	23.43		LF	3	20 ' 00 "	60	0	23.4		LF	3	20 ' 00 "	60	0	23.4		LF	2	30 ' 00 "	54	6	26.0		LF	2	30 ' 00 "	54	6	26.0	740a	810a	1245a	110a							



**TORONTO TRANSIT COMMISSION**

**SERVICE SUMMARY**

November 18, 2012 to January 5, 2013

Route	RT dist (km) and date of last change	Veh type	No. of Veh	Service interval	Run time (min)	Term time (min)	Avg spd (km/h)	Veh type	No. of Veh	Service interval	Run time (min)	Term time (min)	Avg spd (km/h)	Veh type	No. of Veh	Service interval	Run time (min)	Term time (min)	Avg spd (km/h)	Veh type	No. of Veh	Service interval	Run time (min)	Term time (min)	Avg spd (km/h)	Veh type	No. of Veh	Service interval	Run time (min)	Term time (min)	Avg spd (km/h)	First dep NB or WB	First dep SB or EB	Last dep NB or WB	Last dep SB or EB																				
<b>132 MILNER</b>	Mal																																																						
<b>Monday to Friday</b>	04-Sep-12			<b>Monday-Friday morning peak period</b>				<b>Monday-Friday midday</b>					<b>Monday-Friday afternoon peak period</b>							<b>Monday-Friday early evening</b>						<b>Monday-Friday late evening</b>																													
132 Scarborough Centre Stn – McLevin and Hupfield	19.81	LF	4	12 ' 00 "	48	0	24.8	LF	1.5	30 ' 00 "	45	0	26.4	LF	3	16 ' 00 "	48	0	24.8	LF	2	23 ' 00 "	46	0	25.8	LF	1.5	30 ' 00 "	42	4	28.6	600a	536a	100a	1254a																				
				Alternates trips with 130 MIDDLEFIELD																																																			
<b>Saturday</b>	09-Jan-10			<b>Saturday early morning</b>				<b>Saturday morning</b>					<b>Saturday afternoon</b>							<b>Saturday early evening</b>						<b>Saturday late evening</b>																													
132 Scarborough Centre Stn – McLevin and Hupfield	19.81	LF	1.5	30 ' 00 "	45	0	26.4	LF	1.5	30 ' 00 "	45	0	26.4	LF	1.5	30 ' 00 "	45	0	26.4	LF	1.5	30 ' 00 "	42	4	28.6	LF	1.5	30 ' 00 "	42	4	28.6	600a	552a	100a	1254a																				
				Alternates trips with 130 MIDDLEFIELD																																																			
<b>Sunday</b>	08-May-11			<b>Sunday morning</b>				<b>Sunday afternoon</b>					<b>Sunday early evening</b>																																										
132 Scarborough Centre Stn – McLevin and Hupfield	19.81	LF	1.5	30 ' 00 "	45	0	26.4	LF	1.5	30 ' 00 "	45	0	26.4	LF	1.5	30 ' 00 "	45	0	26.4	LF	1.5	30 ' 00 "	42	4	28.6																														
				Alternates trips with 130 MIDDLEFIELD																																																			
<b>116 MORNINGSIDE</b>	Egl																																																						
<b>Monday to Friday</b>	18-Jun-12			<b>Monday-Friday morning peak period</b>				<b>Monday-Friday midday</b>					<b>Monday-Friday afternoon peak period</b>							<b>Monday-Friday early evening</b>						<b>Monday-Friday late evening</b>																													
116 Kennedy Stn – Finch	35.76	LF	18	6 ' 00 "	102	6	21.0	LF	11	9 ' 15 "	97	5	22.1	LF	21	5 ' 00 "	101	4	21.2	LF	13	7 ' 00 "	90	1	23.8	LF	8	10 ' 00 "	78	2	27.5	508a	500a	225a	257a																				
116A Kennedy Stn – Conlins Rd via Ellesmere/ 116E Kennedy Stn – Scarborough College and Conlins Rd Express	29.30	LF	5	16 ' 00 "	77	3	22.8	LF	3	24 ' 00 "	70	2	25.1	LF	5	15 ' 00 "	75	0	23.4	LF	3	22 ' 40 "	66	2	26.6																														
116B Kennedy Stn – Kingston Rd & Eglinton	10.0	LF	2	15 ' 00 "	29	1	20.7																																																
Combined/Average				25	3 ' 23 "			14	6 ' 40 "				26	3 ' 45 "					16	5 ' 21 "					8	10 ' 00 "																													
				Before Noon 116A operates WB and 116E operates EB. After Noon 116A operates EB and 116E operates WB																																																			
<b>Saturday</b>	08-Sep-12			<b>Saturday early morning</b>				<b>Saturday morning</b>					<b>Saturday afternoon</b>							<b>Saturday early evening</b>						<b>Saturday late evening</b>																													
116 Kennedy Stn – Finch	35.76	LF	4	18 ' 30 "	74	0	29.0	LF	13	7 ' 00 "	89	2	24.1	LF	15	6 ' 00 "	90	0	23.8	LF	9	10 ' 00 "	83	7	25.9	LF	5	17 ' 00 "	80	5	26.8	540a	523a	225a	302a																				
<b>Sunday</b>	29-Jul-12			<b>Sunday morning</b>				<b>Sunday afternoon</b>					<b>Sunday early evening</b>							<b>Sunday late evening</b>																																			
116 Kennedy Stn – Finch	35.76	LF	9	10 ' 00 "	85	5	25.2	LF	9	10 ' 00 "	86	4	24.9	LF	8	11 ' 00 "	80	8	26.8	LF	5	17 ' 00 "	76	9	28.2	741a	750a	225a	300a																										
<b>62 MORTIMER</b>	Bir																																																						
<b>Monday to Friday</b>	17-Feb-09			<b>Monday-Friday morning peak period</b>				<b>Monday-Friday midday</b>					<b>Monday-Friday afternoon peak period</b>							<b>Monday-Friday early evening</b>						<b>Monday-Friday late evening</b>																													
62 Broadview Stn – Main Street Stn	12.09	LF	3	15 ' 00 "	44	1	16.5	LF	2	22 ' 00 "	42	2	17.3	LF	3	15 ' 00 "	44	1	16.5	LF	2	20 ' 00 "	40	0	18.1	LF	1.5	30 ' 00 "	40	1	18.1	540a	553a	1255a	115a																				
				Alternates trips with 20 CLIFFSIDE																																																			
<b>Saturday</b>	14-May-11			<b>Saturday early morning</b>				<b>Saturday morning</b>					<b>Saturday afternoon</b>							<b>Saturday early evening</b>																																			
62 Broadview Stn – Main Street Stn	12.09	LF	2	20 ' 00 "	40	0	18.1	LF	2	22 ' 00 "	44	0	16.5	LF	2	22 ' 00 "	44	0	16.5	LF	2	20 ' 00 "	40	0	18.1																														
<b>Sunday</b>	08-May-11			<b>Sunday morning</b>				<b>Sunday afternoon</b>					<b>Sunday early evening</b>																																										
62 Broadview Stn – Main Street Stn	12.09	LF	2	20 ' 00 "	40	0	18.1	LF	3	15 ' 00 "	40	5	18.1	LF	1.34	30 ' 00 "	40	1	18.3																																				
				Alternates trips with 20 CLIFFSIDE																																																			



TORONTO TRANSIT COMMISSION

SERVICE SUMMARY

November 18, 2012 to January 5, 2013

Route	RT dist (km) and date of last change	Veh type	No. of Veh	Service interval	Run time (min)	Term time (min)	Avg spd (km/h)	Veh type	No. of Veh	Service interval	Run time (min)	Term time (min)	Avg spd (km/h)	Veh type	No. of Veh	Service interval	Run time (min)	Term time (min)	Avg spd (km/h)	Veh type	No. of Veh	Service interval	Run time (min)	Term time (min)	Avg spd (km/h)	Veh type	No. of Veh	Service interval	Run time (min)	Term time (min)	Avg spd (km/h)	First dep NB or WB	First dep SB or EB	Last dep NB or WB	Last dep SB or EB	
<b>171 MT DENNIS</b>	MtD																																			
<b>Monday to Friday</b>	06-Sep-11			Monday-Friday early morning				Monday-Friday midday					Monday-Friday afternoon peak period							Monday-Friday early evening						Monday-Friday late evening										
171 Mt Dennis – Jane & Weston	6.82	LF	1	20'00"	18	2	22.7	LF	1	20'00"	18	2	22.7	LF	1	20'00"	18	2	22.7	LF	1	20'00"	18	2	22.7	LF	1	20'00"	18	2	22.7	400a	409a	1120p	1134p	
<b>Saturday</b>	26-Jun-10			Saturday early morning				Saturday midday					Saturday afternoon peak period							Saturday early evening					Saturday late evening											
171 Mt Dennis – Jane & Weston	6.82	LF	1	20'00"	18	2	22.7	LF	1	20'00"	18	2	22.7	LF	1	20'00"	18	2	22.7	LF	1	20'00"	18	2	22.7	LF	1	20'00"	18	2	22.7	400a	409a	1100p	1109p	
<b>Sunday</b>	20-Jun-10			Sunday early morning				Sunday midday					Sunday afternoon peak period							Sunday early evening					Sunday late evening											
171 Mt Dennis – Jane & Weston	6.82	LF	1	20'00"	18	2	22.7	LF	1	20'00"	18	2	22.7	LF	1	20'00"	18	2	22.7	LF	1	20'00"	18	2	22.7	LF	1	20'00"	18	2	22.7	400a	409a	1120p	1134p	
<b>74 MT PLEASANT</b>	Wil																																			
<b>Monday to Friday</b>	09-May-11			Monday-Friday morning peak period				Monday-Friday midday					Monday-Friday afternoon peak period																							
74 St Clair Stn – Eglinton	6.15	LF	2	15'00"	30	0	12.3	LF	1	30'00"	30	0	12.3	LF	2	18'00"	36	0	10.3																	
<b>Saturday</b>	14-May-11			Saturday early morning				Saturday morning					Saturday afternoon																							
74 St Clair Stn – Eglinton	6.15	LF	1	30'00"	30	0	12.3	LF	1	30'00"	30	0	12.3	LF	1	30'00"	30	0	12.3																	
<b>Sunday</b>	08-May-11			Sunday morning				Sunday afternoon																												
74 St Clair Stn – Eglinton	6.15							LF	1	30'00"	30	0	12.3	LF	1	30'00"	30	0	12.3																	
<b>103 MT PLEASANT NORTH</b>	Wil																																			
<b>Monday to Friday</b>	19-Nov-12			Monday-Friday morning peak period				Monday-Friday midday					Monday-Friday afternoon peak period							Monday-Friday early evening					Monday-Friday late evening											
103 Eglinton Stn – Doncliffe	7.92	LF	2	20'00"	36	4	13.2	LF	2	20'00"	36	4	13.2	LF	2	20'00"	36	4	13.2	LF	2	20'00"	36	4	13.2	LF	1	30'00"	30	0	15.8	600a	620a	100a	115a	
<b>Saturday</b>	24-Nov-12			Saturday early morning				Saturday morning					Saturday afternoon							Saturday early evening				Saturday late evening												
103 Eglinton Stn – Doncliffe	7.92	LF	1	30'00"	30	0	15.8	LF	2	20'00"	36	4	13.2	LF	2	20'00"	36	4	13.2	LF	1	30'00"	30	0	15.8	LF	1	30'00"	30	0	15.8	545a	600a	100a	115a	
<b>Sunday</b>	18-Nov-12			Sunday morning				Sunday afternoon					Sunday early evening																							
103 Eglinton Stn – Doncliffe	7.92							LF	2	20'00"	36	4	13.2	LF	2	20'00"	36	4	13.2	LF	1	30'00"	30	0	15.8											
<b>133 NEILSON</b>	Mal																																			
<b>Monday to Friday</b>	09-Oct-12			Monday-Friday morning peak period				Monday-Friday midday					Monday-Friday afternoon peak period							Monday-Friday early evening				Monday-Friday late evening												
133 Scarborough Centre Stn – Morningside Heights	25.22	LF	8	9'00"	70	2	21.6	LF	7	10'00"	70	0	21.6	LF	11	7'00"	74	3	20.4	LF	8	9'00"	70	2	21.6	LF	5	13'00"	65	0	23.3	530a	459a	154a	127a	
				SB/WB buses do not serve Centenary Hospital.													EB/NB buses do not serve Centenary Hospital.																			
<b>Saturday</b>	13-Oct-12			Saturday early morning				Saturday morning					Saturday afternoon							Saturday early evening			Saturday late evening													
133 Scarborough Centre Stn – Morningside Heights	25.22	LF	6	12'00"	70	2	21.6	LF	7	10'00"	70	0	21.6	LF	9	8'00"	70	2	21.6	LF	7	10'00"	70	0	21.6	LF	3.5	20'00"	70	0	21.6	540a	520a	100a	100a	
																							Alternates trips with 38 HIGHLAND CREEK													
<b>Sunday</b>	27-Mar-11			Sunday morning				Sunday afternoon					Sunday early evening							Sunday late evening																
133 Scarborough Centre Stn – Morningside Heights	25.22							LF	5	12'00"	60	0	25.2	LF	7	10'00"	70	0	21.6	LF	5	13'00"	60	5	25.2	LF	4	15'00"	60	0	25.2	900a	825a	100a	105a	

All buses serve Centenary Hospital in both directions except where noted.  
Overnight service south of Finch provided by 321 YORK MILLS



**TORONTO TRANSIT COMMISSION**

**SERVICE SUMMARY**

November 18, 2012 to January 5, 2013

Route	RT dist (km) and date of last change	Veh type	No. of Veh	Service interval	Run time (min)	Term time (min)	Avg spd (km/h)	Veh type	No. of Veh	Service interval	Run time (min)	Term time (min)	Avg spd (km/h)	Veh type	No. of Veh	Service interval	Run time (min)	Term time (min)	Avg spd (km/h)	Veh type	No. of Veh	Service interval	Run time (min)	Term time (min)	Avg spd (km/h)	Veh type	No. of Veh	Service interval	Run time (min)	Term time (min)	Avg spd (km/h)	First dep	First dep	Last dep	Last dep							
																																NB or WB	SB or EB	NB or WB	SB or EB							
<b>131 NUGGET</b>	Mal																																									
<b>Monday to Friday</b>	04-Sep-12			<b>Monday-Friday morning peak period</b>				<b>Monday-Friday midday</b>						<b>Monday-Friday afternoon peak period</b>						<b>Monday-Friday early evening</b>						<b>Monday-Friday late evening</b>																
131 Scarborough Centre Stn – Old Finch & Morningview	20.20							Lift 3 18 ' 00 " 54 0 22.4						Lift 3 17 ' 00 " 51 0 23.8					Lift 3 17 ' 00 " 51 0 23.8						Lift 2 22 ' 00 " 44 0 27.5								550a	520a	100a	1238a						
131E Kennedy Stn – Old Finch Express	33.46	Lift	12	7 ' 30 "	90	0	22.3						Lift 11 8 ' 30 " 93 1 21.6																							650a 332p	605a 311p	912a 622p	835a 535p			
<b>Saturday</b>	02-Apr-11			<b>Saturday early morning</b>				<b>Saturday morning</b>						<b>Saturday afternoon</b>						<b>Saturday early evening</b>						<b>Saturday late evening</b>																
131 Scarborough Centre Stn – Old Finch & Morningview	20.20	Lift	3	18 ' 00 "	54	0	22.4	Lift 3 18 ' 00 " 54 0 22.4					Lift 3 18 ' 00 " 54 0 22.4						Lift 2 25 ' 00 " 50 0 24.2					Lift 2 22 ' 00 " 44 0 27.5													630a	639a	100a	1238a		
<b>Sunday</b>	27-Mar-11			<b>Sunday morning</b>				<b>Sunday morning</b>						<b>Sunday afternoon</b>						<b>Sunday early evening</b>					<b>Sunday late evening</b>																	
131 Scarborough Centre Stn – Old Finch & Morningview	20.20	Lift	2	26 ' 00 "	52	0	23.3	Lift 2 26 ' 00 " 52 0 23.3					Lift 2 26 ' 00 " 52 0 23.3						Lift 2 25 ' 00 " 50 0 24.2					Lift 2 22 ' 00 " 44 0 27.5															826a	800a	100a	1238a

Operates NB via Morningview before 3:00 pm, and NB via Littles after 3:00 pm.

<b>70 O'CONNOR</b>	Egl																																												
<b>Monday to Friday</b>	09-Oct-12			<b>Monday-Friday morning peak period</b>				<b>Monday-Friday midday</b>						<b>Monday-Friday afternoon peak period</b>						<b>Monday-Friday early evening</b>					<b>Monday-Friday late evening</b>																				
70 Coxwell Stn – Warden Stn	12.36	LF	3.5	15 ' 00 "	51	2	14.5	LF 2.5 18 ' 00 " 45 0 16.5					LF 3.5 15 ' 00 " 51 2 14.5						LF 2 20 ' 00 " 40 0 18.5					LF 1.1 30 ' 00 " 34 0 21.8															550a 520a	530a 500a	158a 920p	145a 900p			
70A Coxwell Stn – Eglinton	12.54	LF	3.5	15 ' 00 "	51	2	14.7	LF 2.5 18 ' 00 " 44 1 17.1					LF 3.5 15 ' 00 " 51 2 14.7						LF 2 20 ' 00 " 40 0 18.8					LF 2 30 ' 00 " 30 0 23.5															945p 930p	945p 930p	145a 200a	200a			
70B Coxwell Stn – Eglinton Sq	11.75																																												
Combined/Average			<b>7</b>	<b>7 ' 30 "</b>				<b>5 9 ' 00 "</b>					<b>7 7 ' 30 "</b>						<b>4 10 ' 00 "</b>					<b>2.13 15 ' 00 "</b>																					
<b>Saturday</b>	04-Aug-12			<b>Saturday early morning</b>				<b>Saturday morning</b>						<b>Saturday afternoon</b>						<b>Saturday early evening</b>					<b>Saturday late evening</b>																				
70 Coxwell Stn – Warden Stn	12.36	LF	2	22 ' 00 "	44	0	16.9	LF 2 22 ' 00 " 44 0 16.9					LF 2 22 ' 00 " 44 0 16.9						LF 1.5 24 ' 00 " 36 0 20.6					LF 1.3 30 ' 00 " 34 6 21.8																610a 537a	548a 515a	158a 918p	145a 900p		
70A Coxwell Stn – Eglinton	12.54	LF	2	22 ' 00 "	44	0	17.1	LF 2 22 ' 00 " 44 0 17.1					LF 2 22 ' 00 " 44 0 17.1						LF 1.5 24 ' 00 " 36 0 20.9					LF 1 30 ' 00 " 30 0 23.5																945p 930p	945p 930p	145a 200a	200a		
70B Coxwell Stn – Eglinton Sq	11.75																																												
Combined/Average			<b>4</b>	<b>11 ' 00 "</b>				<b>4 11 ' 00 "</b>					<b>4 11 ' 00 "</b>						<b>3 12 ' 00 "</b>					<b>2.33 15 ' 00 "</b>																					
<b>Sunday</b>	29-Jul-12			<b>Sunday early morning</b>				<b>Sunday morning</b>						<b>Sunday afternoon</b>						<b>Sunday early evening</b>					<b>Sunday late evening</b>																				
70 Coxwell Stn – Warden Stn	12.36	LF	1	45 ' 00 "	33	12	22.5	LF 2 20 ' 00 " 40 0 18.5					LF 2 20 ' 00 " 40 0 18.5						LF 1.5 24 ' 00 " 36 0 20.6					LF 1.3 30 ' 00 " 34 6 21.8																	645a 830a	615a 810a	158a 918p	145a 900p	
70A Coxwell Stn – Eglinton	12.54							LF 2 20 ' 00 " 40 0 18.8					LF 2 20 ' 00 " 40 0 18.8						LF 1.5 24 ' 00 " 36 0 20.9					LF 1 30 ' 00 " 30 0 23.5																		945p 930p	945p 930p	145a 200a	200a
70B Coxwell Stn – Eglinton Sq	11.75																																												
Combined/Average			<b>1</b>	<b>45 ' 00 "</b>				<b>4 10 ' 00 "</b>					<b>4 10 ' 00 "</b>						<b>3 12 ' 00 "</b>					<b>2.33 15 ' 00 "</b>																					

70 branch alternates trips with 16 McCOWAN



**TORONTO TRANSIT COMMISSION**

**SERVICE SUMMARY**

November 18, 2012 to January 5, 2013

Route	RT dist (km) and date of last change	Veh type	No. of Veh	Service interval	Run time (min)	Term time (min)	Avg spd (km/h)	Veh type	No. of Veh	Service interval	Run time (min)	Term time (min)	Avg spd (km/h)	Veh type	No. of Veh	Service interval	Run time (min)	Term time (min)	Avg spd (km/h)	Veh type	No. of Veh	Service interval	Run time (min)	Term time (min)	Avg spd (km/h)	Veh type	No. of Veh	Service interval	Run time (min)	Term time (min)	Avg spd (km/h)	First dep NB or WB	First dep SB or EB	Last dep NB or WB	Last dep SB or EB													
<b>63 OSSINGTON</b>	MtD																																															
<b>Monday to Friday</b>	09-Oct-12			Monday-Friday morning peak period					Monday-Friday midday					Monday-Friday afternoon peak period					Monday-Friday early evening					Monday-Friday late evening																								
63 Eglinton West Stn – Liberty Village	17.57	LF	2	12 ' 45 "	77	4	13.7	LF	11	7 ' 00 "	77	0	13.7	LF	8.5	9 ' 15 "	78	1	13.5	LF	11	7 ' 00 "	72	5	14.6	LF	6	11 ' 00 "	64	2	16.5	517a	521a	147a	136a													
63A St Clair – Liberty Village	13.35	LF	13	4 ' 15 "	53	3	15.2						LF	6.5	9 ' 15 "	54	7	14.9														638a	706a	857a	925a													
Combined/Average				15	4 ' 15 "					11	7 ' 00 "				15	4 ' 37 "						11	7 ' 00 "					6	11 ' 00 "			304p	338p	551p	624p													
				Every 3rd 63A operates as a 63																																												
<b>Saturday</b>	08-Sep-12			Saturday early morning					Saturday morning					Saturday afternoon					Saturday early evening					Saturday late evening																								
63 Eglinton West Stn – Liberty Village	17.57	LF	8	10 ' 00 "	74	6	14.2	LF	10	8 ' 00 "	78	2	13.5	LF	13	6 ' 30 "	82	2	12.9	LF	7	10 ' 00 "	70	0	15.1	LF	6	11 ' 00 "	64	2	16.5	520a	523a	142a	140a													
<b>Sunday</b>	07-Oct-12			Sunday early morning					Sunday morning					Sunday afternoon					Sunday early evening					Sunday late evening																								
63 Eglinton West Stn – Liberty Village	17.57	LF	6	12 ' 00 "	72	0	14.6	LF	7	11 ' 00 "	73	4	14.4	LF	10	7 ' 30 "	75	0	14.1	LF	7	10 ' 00 "	70	0	15.1	LF	6	11 ' 00 "	64	2	16.5	520a	520a	147a	136a													
<b>316 OSSINGTON</b>	Wt/MtD																																															
<b>Overnight, 7 days a week</b>	17-Jun-12			Monday-Friday overnight					Saturday overnight					Sunday overnight																																		
316 Eglinton West Stn – Exhibition	20.28	LF	1.6	30 ' 00 "	49	0	24.8	LF	1.6	30 ' 00 "	49	0	24.8	LF	1.6	30 ' 00 "	49	0	24.8																													
				Alternates trips with 329 DUFFERIN																																												
<b>72 PAPE</b>	Bir	Temporary diversion until summer of 2013, westbound via Scott and Wellington, due to closure of The Esplanade between Scott and Yonge.																																														
<b>Monday to Friday</b>	09-Oct-12			Monday-Friday morning peak period					Monday-Friday midday					Monday-Friday afternoon peak period					Monday-Friday early evening					Monday-Friday late evening																								
72 Pape Stn – Eastern	5.67	LF	2	14 ' 00 "	25	3	13.6	LF	3	8 ' 00 "	24	0	14.2	LF	2	13 ' 00 "	26	0	13.1	LF	3	8 ' 00 "	24	0	14.2	LF	1	26 ' 00 "	24	2	14.2	532a	539a	117a	104a													
72A Pape Stn – Union Stn via Commissioners	16.25	LF	5	14 ' 00 "	66	4	14.8	LF	2	24 ' 00 "	60	12	16.3	LF	5	13 ' 00 "	65	0	15.0	LF	2	24 ' 00 "	60	12	16.3	LF	2	26 ' 00 "	51	1	19.1	522a	449a	117a	117a													
Combined/Average				7	7 ' 00 "					5	8 ' 00 "				7	6 ' 30 "						5	8 ' 00 "					3	13 ' 00 "																			
				Every 3rd 72 operates as a 72A																																												
<b>Saturday</b>	13-Oct-12			Saturday early morning					Saturday morning					Saturday afternoon					Saturday early evening					Saturday late evening																								
72 Pape Stn – Eastern	5.67	LF	1	24 ' 00 "	24	0	14.2	LF	4	7 ' 30 "	30	0	11.3	LF	4	7 ' 30 "	30	0	11.3	LF	1	24 ' 00 "	24	0	14.2	LF	1	26 ' 00 "	24	2	14.2	528a	513a	133a	119a													
72A Pape Stn – Union Stn via Commissioners	16.25	LF	2	24 ' 00 "	48	0	20.3	LF	2	22 ' 30 "	65	10	15.0	LF	2	22 ' 30 "	65	10	15.0	LF	3	24 ' 00 "	58	14	16.8	LF	2	26 ' 00 "	51	1	19.1	552a	528a	840a	840a													
Combined/Average				3	12 ' 00 "					6	7 ' 30 "				6	7 ' 30 "						4	12 ' 00 "					3	13 ' 00 "			645p	714p	107a	106a													
				Every 3rd 72 operates as a 72A																																												
<b>Sunday</b>	02-Sep-12			Sunday early morning					Sunday morning					Sunday afternoon					Sunday early evening					Sunday late evening																								
72 Pape Stn – Eastern	5.67	LF	1	24 ' 00 "	24	0	14.2	LF	3	10 ' 00 "	30	0	11.3	LF	3	10 ' 00 "	30	0	11.3	LF	2	12 ' 00 "	24	0	14.2	LF	2	12 ' 00 "	24	0	14.2	748a	736a	120a	106a													
72A Pape Stn – Union Stn via Commissioners	16.25	LF	2	24 ' 00 "	48	0	20.3	LF	1	30 ' 00 "	54	6	18.1	LF	1	30 ' 00 "	54	6	18.1	LF	2	12 ' 00 "	24	0	14.2	LF	2	12 ' 00 "	24	0	14.2	812a	748a	836a	836a													
Combined/Average				3	12 ' 00 "					4	10 ' 00 "				4	10 ' 00 "						2	12 ' 00 "					2	12 ' 00 "			653p	741p	120a	1253a													
				Every 3rd 72 operates as a 72A																																												
<b>402 PARKDALE COMMUNITY BUS</b>	W-T																																															
<b>Monday to Friday</b>	2-Sep-97			Monday-Friday midday					Monday-Friday afternoon peak period																																							
402 Queen Elizabeth Hospital – Dufferin Mall via Dufferin Stn								CB	1	75 ' 00 "	75	0		CB	1	75 ' 00 "	75	0												936a	1000a	436a	500p															



**TORONTO TRANSIT COMMISSION**

**SERVICE SUMMARY**

November 18, 2012 to January 5, 2013

Route	RT dist (km) and date of last change	Veh type	No. of Veh	Service interval	Run time (min)	Term time (min)	Avg spd (km/h)	Veh type	No. of Veh	Service interval	Run time (min)	Term time (min)	Avg spd (km/h)	Veh type	No. of Veh	Service interval	Run time (min)	Term time (min)	Avg spd (km/h)	Veh type	No. of Veh	Service interval	Run time (min)	Term time (min)	Avg spd (km/h)	Veh type	No. of Veh	Service interval	Run time (min)	Term time (min)	Avg spd (km/h)	First dep NB or WB	First dep SB or EB	Last dep NB or WB	Last dep SB or EB	
<b>65 PARLIAMENT</b>		Bir																																		
<b>Monday to Friday</b>	24-Nov-08	Monday-Friday morning peak period				Monday-Friday midday				Monday-Friday afternoon peak period				Monday-Friday early evening				Monday-Friday late evening																		
65 Castle Frank Stn – Esplanade	6.21	LF	2	16 ' 00 "	32	0	11.6	LF	2	16 ' 00 "	32	0	11.6	LF	3	12 ' 00 "	36	0	10.4	LF	2	16 ' 00 "	32	0	11.6	LF	1	30 ' 00 "	30	0	12.4	530a	515a	115a	100a	
<b>Saturday</b>	04-Apr-09	Saturday early morning				Saturday morning				Saturday afternoon				Saturday early evening				Saturday late evening																		
65 Castle Frank Stn – Esplanade	6.21	LF	2	15 ' 00 "	30	0	12.4	LF	2	16 ' 00 "	32	0	11.6	LF	2	16 ' 00 "	32	0	11.6	LF	1	30 ' 00 "	30	0	12.4	LF	1	30 ' 00 "	30	0	12.4	545a	530a	115a	100a	
<b>Sunday</b>	28-Mar-10	Sunday morning				Sunday afternoon				Sunday early evening				Sunday late evening																						
65 Castle Frank Stn – Esplanade	6.21							LF	1	30 ' 00 "	30	0	12.4	LF	2	15 ' 00 "	30	0	12.4	LF	1	30 ' 00 "	30	0	12.4	LF	1	30 ' 00 "	30	0	12.4	915a	900a	115a	100a	
<b>67 PHARMACY</b>		Egl																																		
<b>Monday to Friday</b>	09-Oct-12	Monday-Friday morning peak period				Monday-Friday midday				Monday-Friday afternoon peak period				Monday-Friday early evening				Monday-Friday late evening																		
67 Victoria Park Stn – Ellesmere	17.93	LF	4	17 ' 00 "	64	4	16.8	LF	4	12 ' 00 "	48	0	22.4	LF	6	10 ' 00 "	60	0	17.9	LF	3	17 ' 00 "	51	0	21.1	LF	2	20 ' 00 "	40	0	26.9	516a	537a	110a	1250a	
67A Victoria Park Stn – Eglinton	9.32	LF	2	17 ' 00 "	34	0	16.4																													
Combined/Average			6	8 ' 30 "				4	12 ' 00 "					6	10 ' 00 "					3	17 ' 00 "					2	20 ' 00 "									
<b>Saturday</b>	13-Oct-12	Saturday early morning				Saturday morning				Saturday afternoon				Saturday early evening				Saturday late evening																		
67 Victoria Park Stn – Ellesmere	17.93	LF	3	15 ' 00 "	40	5	26.9	LF	4	15 ' 00 "	55	5	19.6	LF	4	15 ' 00 "	55	5	19.6	LF	2	20 ' 00 "	40	0	26.9	LF	2	20 ' 00 "	40	0	26.9	516a	540a	100a	1240a	
<b>Sunday</b>	07-Oct-12	Sunday morning				Sunday afternoon				Sunday early evening				Sunday late evening																						
67 Victoria Park Stn – Ellesmere	17.93							LF	2	20 ' 00 "	40	0	26.9	LF	3	17 ' 00 "	50	1	21.5	LF	2	20 ' 00 "	40	0	26.9	LF	2	20 ' 00 "	40	0	26.9	920a	940a	100a	1240a	
<b>167 PHARMACY NORTH</b>		Bir																																		
<b>Monday to Friday</b>	09-May-11	Monday-Friday morning peak period				Monday-Friday midday				Monday-Friday afternoon peak period																										
167 Don Mills Stn – Steeles	21.24	LF	2	24 ' 00 "	45	3	28.3	LF	1.5	30 ' 00 "	45	0	28.3	LF	2	24 ' 00 "	48	0	26.6																	
Alternates trips with 24A VICTORIA PARK																																				
<b>Saturday</b>	14-May-11	Saturday early morning				Saturday morning				Saturday afternoon																										
167A Don Mills Stn – Steeles via Consumers	20.14	LF	2	30 ' 00 "	51	9	23.7	LF	2	30 ' 00 "	51	9	23.7	LF	2	30 ' 00 "	51	9	23.7																	
<b>66 PRINCE EDWARD</b>		Qsy																																		
<b>Monday to Friday</b>	04-Sep-12	Monday-Friday morning peak period				Monday-Friday midday				Monday-Friday afternoon peak period				Monday-Friday early evening				Monday-Friday late evening																		
66A Old Mill Stn – Humber	9.75	LF	2	17 ' 00 "	26	8	22.5	LF	2	15 ' 00 "	24	6	24.4	LF	2	20 ' 00 "	30	10	19.5	LF	2	15 ' 00 "	24	6	24.4	LF	1	30 ' 00 "	24	6	24.4	520a	603a	1248a	100a	
66D Old Mill Stn – Lake Shore	10.19	LF	2	17 ' 00 "	34	0	18.0	LF	1	30 ' 00 "	30	0	20.4	LF	2	20 ' 00 "	38	2	16.1	LF	1	30 ' 00 "	30	0	20.4	LF	1	30 ' 00 "	30	0	20.4	550a	556a	100a	115a	
Combined/Average			4	8 ' 30 "				3	10 ' 00 "					4	10 ' 00 "					3	10 ' 00 "					2	15 ' 00 "									
<b>Saturday</b>	24-Oct-09	Saturday early morning				Saturday morning				Saturday afternoon				Saturday early evening				Saturday late evening																		
66A Old Mill Stn – Humber	9.75	LF	1	30 ' 00 "	22	8	26.6	LF	2	15 ' 00 "	24	6	24.4	LF	2	15 ' 00 "	24	6	24.4	LF	2	15 ' 00 "	24	6	24.4	LF	1	30 ' 00 "	22	8	26.6	600a	615a	1245a	100a	
66D Old Mill Stn – Lake Shore	10.19	LF	1	30 ' 00 "	28	2	21.8	LF	1	30 ' 00 "	30	0	20.4	LF	1	30 ' 00 "	30	0	20.4	LF	1	30 ' 00 "	30	0	20.4	LF	1	30 ' 00 "	28	2	21.8	614a	630a	1259a	115a	
Combined/Average			2	15 ' 00 "				3	10 ' 00 "					3	10 ' 00 "					3	10 ' 00 "					2	15 ' 00 "									
<b>Sunday</b>	18-Oct-09	Sunday morning				Sunday afternoon				Sunday early evening				Sunday late evening																						
66A Old Mill Stn – Humber	9.75							LF	1.5	20 ' 00 "	24	6	24.4	LF	1.5	20 ' 00 "	24	6	24.4	LF	1	30 ' 00 "	24	6	24.4	LF	1	30 ' 00 "	22	8	26.6	845a	900a	1245a	100a	
66D Old Mill Stn – Lake Shore	10.19							LF	1.5	20 ' 00 "	30	0	20.4	LF	1.5	20 ' 00 "	30	0	20.4	LF	1	30 ' 00 "	28	2	21.8	LF	1	30 ' 00 "	28	2	21.8	858a	910a	1259a	115a	
Combined/Average								3	10 ' 00 "					3	10 ' 00 "					2	15 ' 00 "					2	15 ' 00 "									





**TORONTO TRANSIT COMMISSION**

**SERVICE SUMMARY**

November 18, 2012 to January 5, 2013

Route	RT dist (km) and date of last change	Veh type	No. of Veh	Service interval	Run time (min)	Term time (min)	Avg spd (km/h)	Veh type	No. of Veh	Service interval	Run time (min)	Term time (min)	Avg spd (km/h)	Veh type	No. of Veh	Service interval	Run time (min)	Term time (min)	Avg spd (km/h)	Veh type	No. of Veh	Service interval	Run time (min)	Term time (min)	Avg spd (km/h)	Veh type	No. of Veh	Service interval	Run time (min)	Term time (min)	Avg spd (km/h)	First dep NB or WB	First dep SB or EB	Last dep NB or WB	Last dep SB or EB						
<b>134 PROGRESS</b>	Mal																																								
<b>Monday to Friday</b>	09-Oct-12	Monday-Friday morning peak period				Monday-Friday midday				Monday-Friday afternoon peak period				Monday-Friday early evening				Monday-Friday late evening																							
134 Scarborough Centre Stn – Finch	18.05																																								
134B Scarborough Centre Stn – McNicoll	21.26	LF	3	20' 00"	60	0	21.3							LF	3	20' 00"	60	0	21.3																						
134C Scarborough Centre Stn – Centennial College	7.91	LF	4	6' 00"	24	0	19.8	LF	3	8' 40"	24	2	19.8	LF	4	6' 30"	26	0	18.3	LF	1	22' 00"	20	2	23.7	LF	1	22' 00"	20	2	23.7			655a	702a	1056p	1108p				
Combined/Average				<u>7</u>		<u>4' 37"</u>		<u>6</u>		<u>6' 03"</u>		<u>7</u>		<u>4' 54"</u>		<u>3</u>		<u>11' 00"</u>		<u>3</u>		<u>11' 00"</u>																			
<b>Saturday</b>	14-May-11	Saturday early morning				Saturday morning				Saturday afternoon				Saturday early evening				Saturday late evening																							
134 Scarborough Centre Stn – Finch	18.05	LF	2	22' 00"	44	0	24.6	LF	3	15' 00"	45	0	24.1	LF	3	15' 00"	45	0	24.1	LF	2	22' 00"	44	0	24.6	LF	2	22' 00"	44	0	24.6			608a	534a	118a	118a				
134C Scarborough Centre Stn – Centennial College	7.91	LF	1	22' 00"	22	0	21.6	LF	1	30' 00"	24	6	19.8	LF	1	30' 00"	24	6	19.8																						
Combined/Average				<u>3</u>		<u>11' 00"</u>		<u>4</u>		<u>10' 00"</u>		<u>4</u>		<u>10' 00"</u>		<u>2</u>		<u>22' 00"</u>		<u>2</u>		<u>22' 00"</u>																			
<b>Sunday</b>	08-May-11	Sunday morning				Sunday afternoon				Sunday evening				Sunday late evening																											
134 Scarborough Centre Stn – Finch	18.05					LF	2	22' 00"	44	0	24.6	LF	2	22' 00"	44	0	24.6	LF	2	22' 00"	44	0	24.6	LF	1.5	30' 00"	44	1	24.6			840a	818a	100a	1252a						
Combined/Average																																									
<b>501 QUEEN</b>	Ron/Rus																																								
<b>Monday to Friday</b>	09-Oct-12	Monday-Friday morning peak period				Monday-Friday midday				Monday-Friday afternoon peak period				Monday-Friday early evening				Monday-Friday late evening																							
501 Long Branch – Neville Park	48.86	ALRV	18	10' 20"	180	6	16.3	ALRV	15	13' 00"	185	10	15.8	ALRV	20	10' 15"	190	15	15.4	ALRV	14	14' 00"	185	11	15.8	ALRV	8	20' 00"	160	0	18.3			510a	523a	1245a	1245a				
501 Humber – Neville Park	33.31	ALRV	13	10' 20"	130	5	15.4	ALRV	11	13' 00"	136	7	14.7	ALRV	14	10' 15"	138	6	14.5	ALRV	10	14' 00"	136	4	14.7	ALRV	6	20' 00"	116	4	17.2			457a	500a	1255a	1257a				
Combined/Average				<u>31</u>		<u>5' 10"</u>		<u>26</u>		<u>6' 30"</u>		<u>34</u>		<u>5' 08"</u>		<u>24</u>		<u>7' 00"</u>		<u>14</u>		<u>10' 00"</u>																			
<b>Saturday</b>	13-Oct-12	Saturday early morning				Saturday morning				Saturday afternoon				Saturday early evening				Saturday late evening																							
501 Long Branch – Neville Park	48.86	ALRV	11	15' 00"	155	10	18.9	ALRV	14	13' 45"	176	17	16.7	ALRV	20	10' 00"	188	12	15.6	ALRV	12	15' 00"	170	10	17.2	ALRV	9.5	18' 00"	160	11	18.3			457a	526a	1248a	1229a				
501 Humber – Neville Park	33.31	ALRV	8	15' 00"	110	10	18.2	ALRV	10	13' 45"	126	12	15.9	ALRV	15	10' 00"	136	14	14.7	ALRV	9	15' 00"	122	13	16.4	ALRV	6.5	18' 00"	115	2	17.4			512a	500a	1257a	100a				
Combined/Average				<u>19</u>		<u>7' 30"</u>		<u>24</u>		<u>6' 53"</u>		<u>35</u>		<u>5' 00"</u>		<u>21</u>		<u>7' 30"</u>		<u>16</u>		<u>9' 00"</u>																			
<b>Sunday</b>	07-Oct-12	Sunday early morning				Sunday morning				Sunday afternoon				Sunday early evening				Sunday late evening																							
501 Long Branch – Neville Park	48.86	ALRV	8	20' 00"	156	4	18.8	ALRV	9	19' 30"	166	10	17.7	ALRV	16	12' 00"	174	18	16.8	ALRV	10	18' 00"	170	10	17.2	ALRV	9	19' 00"	158	13	18.6			457a	526a	1242a	1239a				
501 Humber – Neville Park	33.31	ALRV	6	20' 00"	110	10	18.2	ALRV	7	19' 30"	120	17	16.7	ALRV	11	12' 00"	126	6	15.9	ALRV	7	18' 00"	122	4	16.4	ALRV	6	19' 00"	112	2	17.8			525a	505a	1251a	1252a				
Combined/Average				<u>14</u>		<u>10' 00"</u>		<u>16</u>		<u>9' 45"</u>		<u>27</u>		<u>6' 00"</u>		<u>17</u>		<u>9' 00"</u>		<u>15</u>		<u>9' 30"</u>																			
<b>301 QUEEN</b>	Ron/Rus																																								
<b>Overnight</b>	07-Oct-12	Monday-Friday overnight				Saturday overnight				Sunday overnight																															
301 Long Branch – Neville Park	48.86	ALRV	5	30' 00"	140	10	20.9	ALRV	5	30' 00"	140	10	20.9	ALRV	5	30' 00"	140	10	20.9																						
<b>80 QUEENSWAY</b>	Qsy																																								
<b>Monday to Friday</b>	04-Sep-12	Monday-Friday morning peak period				Monday-Friday midday				Monday-Friday afternoon peak period				Monday-Friday early evening				Monday-Friday late evening																							
80 Sherway – Keele Stn via Parkside Dr	26.25	LF	3	30' 00"	75	15	21.0	LF	3	24' 00"	69	3	22.8	LF	3	30' 00"	78	12	20.2	LF	2	30' 00"	56	4	28.1																
80B Sherway – Humber	15.93													LF	1	30' 00"	30	0	31.9																						
Combined/Average																																									
<b>Saturday</b>	08-Sep-12	Saturday early morning				Saturday morning				Saturday afternoon				Saturday early evening																											
80 Sherway – Keele Stn via Parkside Dr	26.25	LF	2	30' 00"	56	4	28.1	LF	3	24' 00"	70	2	22.5	LF	3	24' 00"	70	2	22.5	LF	2	30' 00"	56	4	28.1																
Combined/Average																																									
<b>Sunday</b>	02-Sep-12	Sunday morning				Sunday afternoon				Sunday early evening																															
80B Sherway – Humber	15.93					LF	2	20' 00"	35	5	27.3	LF	2	20' 00"	35	5	27.3	LF	2	20' 00"	35	5	27.3																		
Combined/Average																																									



**TORONTO TRANSIT COMMISSION**

**SERVICE SUMMARY**

November 18, 2012 to January 5, 2013

Route	RT dist (km) and date of last change	Veh type	No. of Veh	Service interval	Run time (min)	Term time (min)	Avg spd (km/h)	Veh type	No. of Veh	Service interval	Run time (min)	Term time (min)	Avg spd (km/h)	Veh type	No. of Veh	Service interval	Run time (min)	Term time (min)	Avg spd (km/h)	Veh type	No. of Veh	Service interval	Run time (min)	Term time (min)	Avg spd (km/h)	Veh type	No. of Veh	Service interval	Run time (min)	Term time (min)	Avg spd (km/h)	First dep NB or WB	First dep SB or EB	Last dep NB or WB	Last dep SB or EB						
<b>109 RANEE</b>	Wil																																								
<b>Monday to Friday</b>	04-Sep-12		Monday-Friday morning peak period					Monday-Friday midday					Monday-Friday afternoon peak period					Monday-Friday early evening					Monday-Friday late evening																		
109B Eglinton West Stn-Neptune via Marlee and Flemington	14.29	LF	1.5	34' 00"	51	0	16.8	LF	1.5	30' 00"	45	0	19.1	LF	2.5	24' 00"	56	4	15.3	LF	1	45' 00"	45	0	19.1	LF	1	45' 00"	45	0	19.1	LF	1	45' 00"	45	0	19.1	627a	557a	115a	1253a
109C Eglinton West Stn-Neptune via Marlee and Varna	13.08	LF	1.5	34' 00"	51	0	15.4	LF	1.5	30' 00"	45	0	17.4	LF	2.5	24' 00"	56	4	14.0	LF	1	45' 00"	45	0	17.4	LF	1	45' 00"	45	0	17.4	LF	1	45' 00"	45	0	17.4	610a	621a	1252a	1230a
Combined/Average			3	17' 00"				3	15' 00"				5	12' 00"						2	22' 30"					2	22' 30"														
<b>Saturday</b>	10-Jan-09		Saturday early morning					Saturday morning					Saturday afternoon					Saturday early evening					Saturday late evening																		
109B Eglinton West Stn-Neptune via Marlee and Flemington	14.29	LF	1.5	30' 00"	45	0	19.1	LF	1.5	34' 00"	51	0	16.8	LF	1.5	34' 00"	51	0	16.8	LF	1	45' 00"	45	0	19.1	LF	1	45' 00"	45	0	19.1	LF	1	45' 00"	45	0	19.1	637a	645a	1237a	1238a
109C Eglinton West Stn-Neptune via Marlee and Varna	13.08	LF	1.5	30' 00"	45	0	17.4	LF	1.5	34' 00"	51	0	15.4	LF	1.5	34' 00"	51	0	15.4	LF	1	45' 00"	45	0	17.4	LF	1	45' 00"	45	0	17.4	LF	1	45' 00"	45	0	17.4	622a	700a	100a	1215a
Combined/Average			3	15' 00"				3	17' 00"				3	17' 00"						2	22' 30"					2	22' 30"														
<b>Sunday</b>	04-Jan-09		Sunday morning					Sunday afternoon					Sunday early evening					Sunday late evening																							
109B Eglinton West Stn-Neptune via Marlee and Flemington	14.29							LF	1	40' 00"	40	0	21.4	LF	1.5	34' 00"	51	0	16.8	LF	1	45' 00"	45	0	19.1	LF	1	45' 00"	45	0	19.1	LF	1	45' 00"	45	0	19.1	900a	840a	1237a	1238a
109C Eglinton West Stn-Neptune via Marlee and Varna	13.08							LF	1	40' 00"	40	0	19.6	LF	1.5	34' 00"	51	0	15.4	LF	1	45' 00"	45	0	17.4	LF	1	45' 00"	45	0	17.4	LF	1	45' 00"	45	0	17.4	920a	900a	100a	1215a
Combined/Average								2	20' 00"				3	17' 00"						2	22' 30"					2	22' 30"														
<b>48 RATHBURN</b>	Qsy																																								
<b>Monday to Friday</b>	04-Sep-12		Monday-Friday morning peak period					Monday-Friday midday					Monday-Friday afternoon peak period					Monday-Friday early evening					Monday-Friday late evening																		
48 Royal York Stn – Mill Rd	17.36	LF	4	11' 00"	44	0	23.7	LF	2	22' 00"	42	2	24.8	LF	3	16' 00"	45	3	23.1	LF	1.5	30' 00"	40	5	26.0	LF	1.5	30' 00"	40	5	26.0	LF	1.5	30' 00"	40	5	26.0	540a	520a	100a	1250a
<b>Saturday</b>	21-Feb-09		Saturday early morning					Saturday morning					Saturday afternoon					Saturday early evening					Saturday late evening																		
48 Royal York Stn – Mill Rd	17.36	LF	1.5	30' 00"	40	5	26.0	LF	1.5	30' 00"	45	0	23.1	LF	1.5	30' 00"	45	0	23.1	LF	1.5	30' 00"	40	5	26.0	LF	1.5	30' 00"	40	5	26.0	LF	1.5	30' 00"	40	5	26.0	610a	610a	115a	1235a
<b>Sunday</b>	08-May-11		Sunday morning					Sunday afternoon					Sunday early evening					Sunday late evening																							
48 Royal York Stn – Mill Rd	17.36							LF	1.5	30' 00"	45	0	23.1	LF	1.5	30' 00"	45	0	23.1	LF	1.5	30' 00"	44	1	23.7	LF	1.34	30' 00"	40	0	26.0	LF	1.34	30' 00"	40	0	26.0	844a	818a	100a	1242a
<b>161 ROGERS RD</b>	MtD																																								
<b>Monday to Friday</b>	04-Sep-12		Monday-Friday morning peak period					Monday-Friday midday					Monday-Friday afternoon peak period					Monday-Friday early evening					Monday-Friday late evening																		
161 Ossington Stn – Jane	17.90	LF	7	10' 20"	72	1	15.0	LF	5	14' 00"	68	2	15.8	LF	7	10' 45"	75	1	14.4	LF	5	12' 00"	60	0	17.9	LF	3	20' 00"	60	0	17.9	LF	3	20' 00"	60	0	17.9	534a	508a	140a	110a
<b>Saturday</b>	27-Jun-09		Saturday early morning					Saturday morning					Saturday afternoon					Saturday early evening					Saturday late evening																		
161 Ossington Stn – Jane	17.90	LF	5	13' 00"	64	1	16.8	LF	6	12' 00"	68	4	15.8	LF	6	12' 00"	68	4	15.8	LF	4	15' 00"	60	0	17.9	LF	3	20' 00"	60	0	17.9	LF	3	20' 00"	60	0	17.9	530a	526a	120a	110a
<b>Sunday</b>	21-Jun-09		Sunday early morning					Sunday morning					Sunday afternoon					Sunday early evening					Sunday late evening																		
161 Ossington Stn – Jane	17.90	LF	3	20' 00"	60	0	17.9	LF	4	16' 00"	64	0	16.8	LF	5	15' 00"	68	7	15.8	LF	3	20' 00"	60	0	17.9	LF	3	20' 00"	60	0	17.9	LF	3	20' 00"	60	0	17.9	550a	600a	120a	110a



**TORONTO TRANSIT COMMISSION**

**SERVICE SUMMARY**

November 18, 2012 to January 5, 2013

Route	RT dist (km) and date of last change	Veh type	No. of Veh	Service interval	Run time (min)	Term time (min)	Avg spd (km/h)	Veh type	No. of Veh	Service interval	Run time (min)	Term time (min)	Avg spd (km/h)	Veh type	No. of Veh	Service interval	Run time (min)	Term time (min)	Avg spd (km/h)	Veh type	No. of Veh	Service interval	Run time (min)	Term time (min)	Avg spd (km/h)	Veh type	No. of Veh	Service interval	Run time (min)	Term time (min)	Avg spd (km/h)	First dep NB or WB	First dep SB or EB	Last dep NB or WB	Last dep SB or EB				
<b>82 ROSEDALE</b>	Wil																																						
<b>Monday to Friday</b>	15-Oct-07			Monday-Friday morning peak period						Monday-Friday midday						Monday-Friday afternoon peak period						Monday-Friday early evening						Monday-Friday late evening											
82 Rosedale Stn – Summerhill	5.42	LF	1	20 ' 00 "	20	0	16.3	LF	1	20 ' 00 "	20	0	16.3	LF	1	20 ' 00 "	20	0	16.3	LF	1	20 ' 00 "	20	0	16.3	LF	0.5	30 ' 00 "	16	0	20.3	625a	615a	1212a	1220a				
				Alternates trips with 75 SHERBOURNE																																			
<b>Saturday</b>	20-Oct-07			Saturday early morning						Saturday morning						Saturday afternoon						Saturday early evening						Saturday late evening											
82 Rosedale Stn – Summerhill	5.42	LF	1	20 ' 00 "	20	0	16.3	LF	1	20 ' 00 "	20	0	16.3	LF	1	20 ' 00 "	20	0	16.3	LF	0.5	30 ' 00 "	16	0	20.3	LF	0.5	30 ' 00 "	16	0	20.3	710a	720a	1212a	1220a				
				Alternates trips with 75 SHERBOURNE																																			
<b>Sunday</b>	14-Oct-07			Sunday morning						Sunday afternoon						Sunday early evening						Sunday late evening																	
82 Rosedale Stn – Summerhill	5.42			LF 0.5 30 ' 00 " 16 0 20.3						LF 0.5 30 ' 00 " 16 0 20.3						LF 0.5 30 ' 00 " 16 0 20.3						LF 0.5 30 ' 00 " 16 0 20.3						912a	920a	1212a	1220a								
				Alternates trips with 75 SHERBOURNE																																			
<b>73 ROYAL YORK</b>	Qsy	Running time increase on the 73C branch for Metrolinx Georgetown South Corridor railway bridge construction on Weston Road north of St.Phillips.																																					
<b>Monday to Friday</b>	04-Sep-12			Monday-Friday morning peak period						Monday-Friday midday						Monday-Friday afternoon peak period						Monday-Friday early evening						Monday-Friday late evening											
73A Royal York Stn – Dixon Rd	12.65	LF	3	15 ' 00 "	33	12	23.0							LF	2	20 ' 00 "	32	8	23.7															545a	613a	815a	843a		
																																		247p	310p	547p	610p		
73B Royal York Stn – Eglinton & La Rose Ave	9.33	LF	1	30 ' 00 "	26	4	21.5	LF	1	30 ' 00 "	26	4	21.5	LF	1	30 ' 00 "	27	3	20.7															644a	658a	714p	729p		
73C Royal York Stn – Claireport via Albion Rd	34.46	LF	7	15 ' 00 "	93	12	22.2	LF	6	15 ' 00 "	89	1	23.2	LF	6	20 ' 00 "	103	17	20.1	LF	5	18 ' 00 "	90	0	23.0	LF	4	20 ' 00 "	80	0	25.8	510a	450a	100a	1243a				
Combined/Average			11	6 ' 00 "					7	10 ' 00 "					9	7 ' 30 "					5	18 ' 00 "						4	20 ' 00 "										
<b>Saturday</b>	12-May-12			Saturday early morning						Saturday morning						Saturday afternoon						Saturday early evening						Saturday late evening											
73B Royal York Stn – Eglinton & La Rose Ave	9.33	LF	1	30 ' 00 "	24	6	23.3	LF	1	30 ' 00 "	24	6	23.3	LF	1	30 ' 00 "	24	6	23.3															644a	657a	714p	727p		
73C Royal York Stn – Claireport via Albion Rd	34.46	LF	5	15 ' 00 "	75	0	27.6	LF	7	13 ' 00 "	89	2	23.2	LF	7	13 ' 00 "	89	2	23.2	LF	4	20 ' 00 "	80	0	25.8	LF	3	30 ' 00 "	80	10	25.8	515a	534a	100a	1243a				
Combined/Average			6	10 ' 00 "					8	9 ' 04 "					8	9 ' 04 "					4	20 ' 00 "						3	30 ' 00 "										
<b>Sunday</b>	06-May-12			Sunday morning						Sunday afternoon						Sunday early evening						Sunday late evening																	
73B Royal York Stn – Eglinton & La Rose Ave	9.33			LF 1 30 ' 00 " 24 6 23.3						LF 1 30 ' 00 " 24 6 23.3						LF 1 30 ' 00 " 24 6 23.3												844a	857a	714a	727a								
73C Royal York Stn – Claireport via Albion Rd	34.46			LF 5 18 ' 00 " 89 1 23.2						LF 5 18 ' 00 " 89 1 23.2						LF 3 30 ' 00 " 80 10 25.8						LF 2.67 30 ' 00 " 80 0 25.8						800a	747a	102a	1242a								
Combined/Average				6 11 ' 15 "						6 11 ' 15 "						3 30 ' 00 "						2.67 30 ' 00 "						Alternates trips with 48 Rathburn											
<b>76 ROYAL YORK SOUTH</b>	Qsy			Monday-Friday morning peak period						Monday-Friday midday						Monday-Friday afternoon peak period						Monday-Friday early evening						Monday-Friday late evening											
<b>Monday to Friday</b>	04-Sep-12			Monday-Friday morning peak period						Monday-Friday midday						Monday-Friday afternoon peak period						Monday-Friday early evening						Monday-Friday late evening											
76 Royal York Stn – Lake Shore	10.84	LF	8	4 ' 30 "	34	2	19.1	LF	4	9 ' 00 "	34	2	19.1	LF	8	5 ' 00 "	36	4	18.1	LF	2	15 ' 00 "	29	1	22.4	LF	2	15 ' 00 "	28	2	23.2	510a	524a	117a	137a				
76B Royal York Stn – Queensway and Grand Ave	6.44	LF	1	30 ' 00 "	26	4	14.9	LF	1	30 ' 00 "	26	4	14.9	LF	1	30 ' 00 "	26	4	14.9	LF	1	30 ' 00 "	26	4	14.9								654a	707a	954p	1007p			
76S Royal York Stn – Queensway	5.18	LF	<b>Four Trips</b>																																				
Combined/Average			9	3 ' 55 "					5	6 ' 55 "					9	4 ' 17 "					3	10 ' 00 "						2	15 ' 00 "										
<b>Saturday</b>	13-Oct-12			Saturday early morning						Saturday morning						Saturday afternoon						Saturday early evening						Saturday late evening											
76 Royal York Stn – Lake Shore	10.84	LF	2	15 ' 00 "	30	0	21.7	LF	4	9 ' 00 "	33	3	19.7	LF	4	9 ' 00 "	33	3	19.7	LF	2	15 ' 00 "	29	1	22.4	LF	2	15 ' 00 "	28	2	23.2	602a	600a	101a	115a				
<b>Sunday</b>	07-Oct-12			Sunday morning						Sunday afternoon						Sunday early evening						Sunday late evening																	
76 Royal York Stn – Lake Shore	10.84			LF 3 10 ' 00 " 30 0 21.7						LF 3 10 ' 00 " 30 0 21.7						LF 3 10 ' 00 " 29 1 22.4						LF 2 15 ' 00 " 28 2 23.2						817a	830a	101a	115a								



**TORONTO TRANSIT COMMISSION**

**SERVICE SUMMARY**

November 18, 2012 to January 5, 2013

Route	RT dist (km) and date of last change	Veh type	No. of Veh	Service interval	Run time (min)	Term time (min)	Avg spd (km/h)	Veh type	No. of Veh	Service interval	Run time (min)	Term time (min)	Avg spd (km/h)	Veh type	No. of Veh	Service interval	Run time (min)	Term time (min)	Avg spd (km/h)	Veh type	No. of Veh	Service interval	Run time (min)	Term time (min)	Avg spd (km/h)	Veh type	No. of Veh	Service interval	Run time (min)	Term time (min)	Avg spd (km/h)	First dep NB or WB	First dep SB or EB	Last dep NB or WB	Last dep SB or EB			
<b>71 RUNNYMEDE</b>	MtD																																					
<b>Monday to Friday</b>	04-Sep-12		Monday-Friday morning peak period					Monday-Friday midday					Monday-Friday afternoon peak period					Monday-Friday early evening					Monday-Friday late evening															
71 Runnymede Stn-St Clair	6.63	LF	1.5	20'00"	23	7	17.3	LF	1	24'00"	21	3	18.9	LF	1.4	22'00"	23	8	17.3	LF	1	22'00"	19	3	20.9	LF	1	20'00"	17	3	23.4	533a	545a	100a	115a			
71B Runnymede Stn-Industry St	12.87	LF	2.5	20'00"	46	4	16.8	LF	2	24'00"	42	6	18.4	LF	2.4	22'00"	48	5	16.1	LF	2	22'00"	40	4	19.3	LF	2	20'00"	38	2	20.3	523a	541a	110a	1248a			
Combined/Average			4	10'00"					3	12'00"					3.8	11'00"					3	11'00"					3	10'00"										
			Alternates trips with 77 SWANSEA					Alternates trips with 77 SWANSEA					Alternates trips with 77 SWANSEA					St Clair branch alternates trips with 77 SWANSEA																				
<b>Saturday</b>	08-Sep-12		Saturday early morning					Saturday morning					Saturday afternoon					Saturday early evening					Saturday late evening															
71 Runnymede Stn-St Clair	6.63	LF	1	24'00"	17	7	23.4	LF	1.5	24'00"	30	6	13.3	LF	2	16'00"	30	2	13.3	LF	1	24'00"	19	5	20.9	LF	1	20'00"	17	3	23.4	553a	607a	100a	115a			
71B Runnymede Stn-Industry St	12.87	LF	2	24'00"	40	8	19.3	LF	2.5	24'00"	46	14	16.8	LF	3	16'00"	46	2	16.8	LF	2	24'00"	40	8	19.3	LF	2	20'00"	38	2	20.3	606a	604a	110a	1248a			
Combined/Average			3	12'00"					4	12'00"					5	8'00"					3	12'00"					3	10'00"										
<b>Sunday</b>	04-Sep-10		Sunday early morning					Sunday morning					Sunday afternoon					Sunday early evening					Sunday late evening															
71 Runnymede Stn-St Clair	6.63	LF	1	24'00"	20	4	19.9	LF	1	24'00"	20	4	19.9	LF	1	24'00"	22	2	18.1	LF	1	20'00"	19	1	20.9	LF	1	20'00"	17	3	23.4	819a	830a	100a	115a			
71B Runnymede Stn-Industry St	12.87	LF	2	24'00"	40	8	19.3	LF	2	24'00"	40	8	19.3	LF	2	24'00"	44	4	17.6	LF	2	20'00"	40	0	19.3	LF	2	20'00"	38	2	20.3	832a	807a	110a	1248a			
Combined/Average			3	12'00"					3	12'00"					3	12'00"					3	10'00"					3	10'00"										
<b>78 ST ANDREWS</b>	Wtl																																					
<b>Monday to Friday</b>	07-Sep-10		Monday-Friday morning peak period					Monday-Friday midday					Monday-Friday afternoon peak period					Monday-Friday early evening					Monday-Friday late evening															
78 York Mills Stn – Bayview	9.64	LF	3	10'00"	30	0	19.3	LF	1	30'00"	30	0	19.3	LF	2	15'00"	30	0	19.3	LF	1	30'00"	30	0	19.3	LF	1	30'00"	30	0	19.3	615a	630a	100a	1245a			
<b>Saturday</b>	11-Sep-10		Saturday early morning					Saturday morning					Saturday afternoon					Saturday early evening					Saturday late evening															
78 York Mills Stn – Bayview	9.64	LF	1	30'00"	30	0	19.3	LF	1	30'00"	30	0	19.3	LF	1	30'00"	30	0	19.3	LF	1	30'00"	30	0	19.3	LF	1	30'00"	30	0	19.3	615a	630a	100a	1245a			
<b>Sunday</b>	05-Sep-10		Sunday morning					Sunday afternoon					Sunday early evening					Sunday late evening																				
78 York Mills Stn – Bayview	9.64							LF	1	30'00"	30	0	19.3	LF	1	30'00"	30	0	19.3	LF	1	30'00"	30	0	19.3	LF	1	30'00"	30	0	19.3	845a	900a	1245a	100a			
<b>512 ST CLAIR</b>	Ron																																					
<b>Monday to Friday</b>	04-Sep-12		Monday-Friday morning peak period					Monday-Friday midday					Monday-Friday afternoon peak period					Monday-Friday early evening					Monday-Friday late evening															
512 Keele – St Clair Stn	13.99	CLRV	25	2'30"	56	7	15.0	CLRV	13	5'00"	56	9	15.0	CLRV	20	3'20"	58	9	14.5	CLRV	10	6'00"	56	4	15.0	CLRV	6	9'00"	52	2	16.1	510a	500a	200a	150a			
<b>Saturday</b>	08-Sep-12		Saturday early morning					Saturday morning					Saturday afternoon					Saturday early evening					Saturday late evening															
512 Keele – St Clair Stn	13.99	CLRV	6	8'40"	50	2	16.8	CLRV	11	5'30"	56	5	15.0	CLRV	16	4'00"	58	6	14.5	CLRV	9	6'30"	54	5	15.5	CLRV	6	9'00"	52	2	16.1	511a	500a	201a	150a			
<b>Sunday</b>	12-Feb-12		Sunday early morning					Sunday morning					Sunday afternoon					Sunday early evening					Sunday late evening															
512 Keele – St Clair Stn	13.99	CLRV	5	10'00"	48	2	17.5	CLRV	8	7'30"	56	4	15.0	CLRV	10	6'20"	58	6	14.5	CLRV	7	8'00"	54	2	15.5	CLRV	6	9'00"	52	2	16.1	520a	457a	201a	151a			
<b>312 ST CLAIR</b>	Arw																																					
<b>Overnight, 7 days a week</b>	20-Jun-10		Monday-Friday overnight					Saturday overnight					Sunday overnight																									
312 Jane Stn – St Clair Stn	21.71	LF	2	30'00"	60	0	21.7	LF	2	30'00"	60	0	21.7	LF	2	30'00"	60	0	21.7																			



**TORONTO TRANSIT COMMISSION**

**SERVICE SUMMARY**

November 18, 2012 to January 5, 2013

Route	RT dist (km) and date of last change	Veh type	No. of Veh	Service interval	Run time (min)	Term time (min)	Avg spd (km/h)	Veh type	No. of Veh	Service interval	Run time (min)	Term time (min)	Avg spd (km/h)	Veh type	No. of Veh	Service interval	Run time (min)	Term time (min)	Avg spd (km/h)	Veh type	No. of Veh	Service interval	Run time (min)	Term time (min)	Avg spd (km/h)	Veh type	No. of Veh	Service interval	Run time (min)	Term time (min)	Avg spd (km/h)	First dep NB or WB	First dep SB or EB	Last dep NB or WB	Last dep SB or EB		
<b>86 SCARBOROUGH</b>		Egl																																			
<b>Monday to Friday</b>		09-Oct-12																																			
		Monday-Friday morning peak period							Monday-Friday midday							Monday-Friday afternoon peak period							Monday-Friday early evening							Monday-Friday late evening							
86 Kennedy Stn – Sheppard	27.99							LF	9	9' 15"	83	1	22.7	LF	6	14' 00"	84	0	22.4	LF	10	7' 00"	70	0	24.0	LF	7	10' 00"	66	4	25.4	454a	454a	201a	125a		
86A Kennedy Stn – Toronto Zoo	31.25	LF	5	16' 00"	80	0	23.4	LF	9	9' 15"	83	1	22.7	LF	6	14' 00"	84	0	22.4	LF	10	7' 00"	70	0	24.0	LF	7	10' 00"	66	4	25.4	620a	557a	536p	454p		
86B Kennedy Stn – Highland Creek	21.84	LF	4	16' 00"	61	3	21.5																														
86D Kennedy Stn – Beechgrove via Lawrence	22.51	LF	4	16' 00"	63	1	21.4	LF	2	30' 00"	60	0	22.5	LF	5	14' 00"	68	2	19.9																		
86E Kennedy Stn – Sheppard Express	27.99	LF	15	4' 10"	61	2	27.5							LF	7	9' 45"	66	3	25.5																		
Combined/Average			28	2' 20"					11	7' 04"				18	4' 05"					10	7' 00"						7	10' 00"									
<b>Saturday</b>		08-Sep-12																																			
		Saturday early morning							Saturday morning							Saturday afternoon							Saturday early evening							Saturday late evening							
86 Kennedy Stn – Sheppard	27.99	LF	7	10' 00"	70	0	24.0	LF	9	8' 00"	70	2	24.0	LF	12	6' 00"	72	0	23.3	LF	8	10' 00"	71	9	23.7	LF	4	17' 00"	65	3	25.8	510a	440a	138a	106a		
86D Kennedy Stn – Beechgrove via Lawrence	22.51	LF	2	30' 00"	57	3	23.7	LF	2	30' 00"	57	3	23.7	LF	2	30' 00"	57	3	23.7																		
Combined/Average			9	7' 30"					11	6' 19"				14	5' 00"					8	10' 00"						4	17' 00"									
<b>Sunday</b>		02-Sep-12																																			
		Sunday early morning							Sunday morning							Sunday afternoon							Sunday early evening							Sunday late evening							
86 Kennedy Stn – Sheppard	27.99	LF	8	9' 00"	70	2	24.0	LF	8	9' 00"	70	2	24.0	LF	8	9' 00"	70	2	24.0	LF	6	11' 00"	65	1	25.8	LF	4	17' 00"	65	3	25.8	550a	610a	138a	106a		
Overnight service on Eglinton Avenue and Kingston Road provided by 305 EGLINTON EAST																																					
<b>190 SCARBOROUGH CENTRE ROCKET</b>		Mal																																			
<b>Monday to Friday</b>		09-Oct-12																																			
		Monday-Friday morning peak period							Monday-Friday midday							Monday-Friday afternoon peak period							Monday-Friday early evening							Monday-Friday late evening							
190 Don Mills Stn – Scarborough Centre Stn	17.36	Lift	10	5' 00"	50	0	20.8	Lift	5	9' 00"	44	1	23.7	Lift	12	5' 00"	58	2	18.0	Lift	5	9' 00"	44	1	23.7	Lift	3	15' 00"	40	5	26.0	625a	635a	107a	100a		
<b>Saturday</b>		08-Sep-12																																			
		Saturday early morning							Saturday morning							Saturday afternoon							Saturday early evening							Saturday late evening							
190 Don Mills Stn – Scarborough Centre Stn	17.36	Lift	4	12' 00"	45	3	23.1	Lift	4	12' 00"	48	0	21.7	Lift	5	10' 00"	50	0	20.8	Lift	5	9' 00"	45	0	23.1	Lift	2	20' 00"	40	0	26.0	701a	700a	100a	100a		
<b>Sunday</b>		27-Mar-11																																			
		Sunday morning							Sunday afternoon							Sunday early evening							Sunday late evening														
190 Don Mills Stn – Scarborough Centre Stn	17.36							Lift	3	15' 00"	45	0	23.1	Lift	5	10' 00"	45	5	23.1	Lift	3	15' 00"	40	5	26.0	Lift	2	20' 00"	40	0	26.0	907a	900a	100a	100a		
<b>3 SCARBOROUGH RT</b>		DanSub																																			
<b>Monday to Friday</b>		04-Sep-12																																			
		Monday-Friday morning peak period							Monday-Friday midday							Monday-Friday afternoon peak period							Monday-Friday early evening							Monday-Friday late evening							
3 Kennedy Stn – McCowan Stn	12.81	4carS	6	4' 30"	27	0	28.5	4carS	4	6' 45"	27	0	28.5	4carS	6	4' 30"	27	0	28.5	4carS	4	6' 45"	27	0	28.5	4carS	4	6' 45"	27	0	28.5	545a	600a	116a	130a		
<b>Saturday</b>		08-Sep-12																																			
		Saturday early morning							Saturday morning							Saturday afternoon							Saturday early evening							Saturday late evening							
3 Kennedy Stn – McCowan Stn	12.81	4carS	4	6' 45"	27	0	28.5	4carS	4	6' 45"	27	0	28.5	4carS	4	6' 45"	27	0	28.5	4carS	4	6' 45"	27	0	28.5	4carS	4	6' 45"	27	0	28.5	548a	602a	116a	130a		
<b>Sunday</b>		02-Sep-12																																			
		Sunday morning							Sunday afternoon							Sunday early evening							Sunday late evening														
3 Kennedy Stn – McCowan Stn	12.81							4carS	4	6' 45"	27	0	28.5	4carS	4	6' 45"	27	0	28.5	4carS	4	6' 45"	27	0	28.5	4carS	4	6' 45"	27	0	28.5	858a	911a	116a	130a		
McCowan to Kennedy is WB; Kennedy to McCowan is EB																																					



**TORONTO TRANSIT COMMISSION**

**SERVICE SUMMARY**

November 18, 2012 to January 5, 2013

Route	RT dist (km) and date of last change	Veh type	No. of Veh	Service interval	Run time (min)	Term time (min)	Avg spd (km/h)	Veh type	No. of Veh	Service interval	Run time (min)	Term time (min)	Avg spd (km/h)	Veh type	No. of Veh	Service interval	Run time (min)	Term time (min)	Avg spd (km/h)	Veh type	No. of Veh	Service interval	Run time (min)	Term time (min)	Avg spd (km/h)	Veh type	No. of Veh	Service interval	Run time (min)	Term time (min)	Avg spd (km/h)	First dep NB or WB	First dep SB or EB	Last dep NB or WB	Last dep SB or EB										
<b>79 SCARLETT RD</b>	MtD																																												
<b>Monday to Friday</b>	09-Oct-12		Monday-Friday morning peak period					Monday-Friday midday					Monday-Friday afternoon peak period					Monday-Friday early evening					Monday-Friday late evening																						
79 Runnymede Stn-Lawrence & Jane	18.83	LF	7	8 ' 30 "	58	2	19.5	LF	5	12 ' 00 "	60	0	18.8	LF	5.5	11 ' 00 "	60	1	18.8	LF	5	12 ' 00 "	56	4	20.2	LF	3	20 ' 00 "	56	4	20.2			530a	505a	100a	109a								
79B Runnymede Stn-Lawrence & Jane via St Clair	18.93	LF	7	8 ' 30 "	58	2	19.6							LF	5.5	11 ' 00 "	60	1	18.9																545a	520a	852a	854a							
Combined/Average			14	4 ' 15 "					5	12 ' 00 "				11	5 ' 30 "					5	12 ' 00 "						3	20 ' 00 "					302p	235p	726p	714p									
<b>Saturday</b>	08-Sep-12		Saturday early morning					Saturday morning					Saturday afternoon					Saturday early evening					Saturday late evening																						
79 Runnymede Stn-Lawrence & Jane	18.83	LF	2	25 ' 00 "	50	0	22.6	LF	6	10 ' 00 "	54	6	20.9	LF	6	10 ' 00 "	54	6	20.9	LF	3	17 ' 00 "	50	1	22.6	LF	2	25 ' 00 "	50	0	22.6			540a	605a	115a	117a								
<b>Sunday</b>	02-Sep-12		Sunday morning					Sunday afternoon					Sunday early evening					Sunday late evening																											
79 Runnymede Stn-Lawrence & Jane	18.83							LF	4	15 ' 00 "	54	6	20.9	LF	4	15 ' 00 "	54	6	20.9	LF	2	25 ' 00 "	50	0	22.6	LF	2	25 ' 00 "	50	0	22.6			800a	830a	115a	117a								
<b>777 SERVICE RELIEF BUSES</b>	Wil		Monday-Friday morning peak period					Monday-Friday afternoon peak period																																					
<b>Monday to Friday</b>	30-Jul-12												Monday-Friday afternoon peak period																																
Service relief buses – Wilson													Lift 3 Downsview Stn																																
<b>780 SERVICE RELIEF BUSES</b>	Egl																																												
<b>Monday to Friday</b>	08-Sep-09												Monday-Friday afternoon peak period																																
Service relief buses – Eglinton													LF 1 Don Mills Station																																
Service relief buses – Eglinton													LF 1 Eglinton Station																																
Service relief buses – Eglinton													LF 1 Kennedy Station																																
<b>Saturday</b>	24-Nov-12												Saturday afternoon																																
Service relief buses – Eglinton													LF 1 Eglinton Garage																																
<b>Sunday</b>	18-Nov-12												Sunday afternoon																																
Service relief buses – Eglinton													LF 1 Eglinton Garage																																
<b>779 SERVICE RELIEF BUSES</b>	Mal																																												
<b>Saturday</b>	24-Nov-12												Saturday afternoon																																
Service relief buses – Malvern													LF 5 Malvern Garage																																
<b>Sunday</b>	18-Nov-12												Sunday afternoon																																
Service relief buses – Malvern													LF 5 Malvern Garage																																



**TORONTO TRANSIT COMMISSION**

**SERVICE SUMMARY**

November 18, 2012 to January 5, 2013

Route	RT dist (km) and date of last change	Veh type	No. of Veh	Service interval	Run time (min)	Term time (min)	Avg spd (km/h)	Veh type	No. of Veh	Service interval	Run time (min)	Term time (min)	Avg spd (km/h)	Veh type	No. of Veh	Service interval	Run time (min)	Term time (min)	Avg spd (km/h)	Veh type	No. of Veh	Service interval	Run time (min)	Term time (min)	Avg spd (km/h)	Veh type	No. of Veh	Service interval	Run time (min)	Term time (min)	Avg spd (km/h)	First dep NB or WB	First dep SB or EB	Last dep NB or WB	Last dep SB or EB	
<b>85 SHEPPARD EAST</b>		<i>Mal</i> <i>Italicised branch names are for internal use only.</i>																																		
<b>Monday to Friday</b>		09-Oct-12																																		
		Monday-Friday morning peak period							Monday-Friday midday							Monday-Friday afternoon peak period							Monday-Friday early evening							Monday-Friday late evening						
85A Don Mills Stn – Rouge Hill GO Stn																																				
85A To Don Mills Stn		40.27																																		
85A To Rouge Hill GO Stn																																				
<i>85C Don Mills Stn – Meadowvale</i>																																				
85A To Don Mills Stn		29.84																																		
85 To Meadowvale																																				
Combined/Average		<b>26 4 ' 00 "</b>							<b>14 6 ' 30 "</b>							<b>25 4 ' 30 "</b>							<b>16 6 ' 00 "</b>							<b>9 10 ' 00 "</b>						
<i>85J Sheppard-Yonge Stn – Don Mills Stn</i>																																				
85 To Sheppard-Yonge Stn		12.11																																		
85A To Don Mills Stn																																				
Every 4th 85C operates as a 85A																																				
<b>Saturday</b>		12-May-12																																		
		Saturday early morning							Saturday morning							Saturday afternoon							Saturday early evening							Saturday late evening						
85 Sheppard-Yonge Stn – Meadvale																																				
85 To Sheppard-Yonge Stn		41.95																																		
85 To Meadowvale																																				
85A Don Mills Stn – Rouge Hill GO Stn																																				
85A To Don Mills Stn		40.27																																		
85A To Rouge Hill GO Stn																																				
<i>85D Don Mills Stn – Rouge Hill GO Stn via Toronto Zoo</i>																																				
85A To Don Mills Stn via Toronto Zoo		47.18																																		
85A To Rouge Hill GO Stn via Toronto Zoo																																				
<i>85F Don Mills Stn – Toronto Zoo</i>																																				
85A To Don Mills Stn		33.04																																		
85B To Toronto Zoo																																				
Combined/Average		<b>13 7 ' 30 "</b>							<b>13 7 ' 30 "</b>							<b>19 5 ' 00 "</b>							<b>13 8 ' 30 "</b>							<b>7 15 ' 00 "</b>						
<i>85J Sheppard-Yonge Stn – Don Mills Stn</i>																																				
85 To Sheppard-Yonge Stn		12.11																																		
85A To Don Mills Stn																																				
Every 4th 85F operates as a 85D																																				
<b>Sunday</b>		07-Oct-12																																		
		Sunday early morning							Sunday morning							Sunday afternoon							Sunday early evening							Sunday late evening						
85 Sheppard-Yonge Stn – Meadvale																																				
85 To Sheppard-Yonge Stn		41.95																																		
85 To Meadowvale																																				
85A Don Mills Stn – Rouge Hill GO Stn																																				
85A To Don Mills Stn		40.27																																		
85A To Rouge Hill GO Stn																																				
<i>85B Sheppard-Yonge Stn – Toronto Zoo</i>																																				
85 To Sheppard-Yonge Stn		45.14																																		
85B To Toronto Zoo																																				
<i>85D Don Mills Stn – Rouge Hill GO Stn via Toronto Zoo</i>																																				
85A To Don Mills Stn via Toronto Zoo		47.18																																		
85A To Rouge Hill GO Stn via Toronto Zoo																																				
<i>85F Don Mills Stn – Toronto Zoo</i>																																				
85A To Don Mills Stn		33.04																																		
85B To Toronto Zoo																																				
Combined/Average		<b>5 20 ' 00 "</b>							<b>11 8 ' 00 "</b>							<b>18 5 ' 00 "</b>							<b>7 15 ' 00 "</b>							<b>7 15 ' 00 "</b>						
<i>85J Sheppard-Yonge Stn – Don Mills Stn</i>																																				
85 To Sheppard-Yonge Stn		12.11																																		
85A To Don Mills Stn																																				
Every 3rd 85F operates as a 85D																																				
Every 5th 85F operates as a 85D																																				



TORONTO TRANSIT COMMISSION

SERVICE SUMMARY

November 18, 2012 to January 5, 2013

Route	RT dist (km) and date of last change	Veh type	No. of Veh	Service interval	Run time (min)	Term time (min)	Avg spd (km/h)	Veh type	No. of Veh	Service interval	Run time (min)	Term time (min)	Avg spd (km/h)	Veh type	No. of Veh	Service interval	Run time (min)	Term time (min)	Avg spd (km/h)	Veh type	No. of Veh	Service interval	Run time (min)	Term time (min)	Avg spd (km/h)	Veh type	No. of Veh	Service interval	Run time (min)	Term time (min)	Avg spd (km/h)	First dep NB or WB	First dep SB or EB	Last dep NB or WB	Last dep SB or EB																			
<b>385 SHEPPARD EAST</b>	Mal																																																					
<b>Overnight, 7 days a week</b>	19-Sep-11			<b>Monday-Friday overnight</b>				<b>Saturday overnight</b>						<b>Sunday overnight</b>																																								
385 Sheppard-Yonge Stn – Meadowvale	40.73	LF	3	30 ' 00 "	90	0	27.2	LF	3	30 ' 00 "	90	0	27.2	LF	3	30 ' 00 "	90	0	27.2																																			
<b>4 SHEPPARD SUBWAY</b>	WilSub																																																					
<b>Monday to Friday</b>	25-Nov-02			<b>Monday-Friday morning peak period</b>				<b>Monday-Friday midday</b>						<b>Monday-Friday afternoon peak period</b>							<b>Monday-Friday early evening</b>						<b>Monday-Friday late evening</b>																											
4 Sheppard-Yonge Stn – Don Mills Stn	10.94	4carT	4	5 ' 30 "	22	0	29.8	4carT	4	5 ' 30 "	22	0	29.8	4carT	4	5 ' 30 "	22	0	29.8	4carT	4	5 ' 30 "	22	0	29.8	4carT	4	5 ' 30 "	22	0	29.8	4carT	4	5 ' 30 "	22	0	29.8	531a	542a	225a	214a													
<b>Saturday</b>	30-Nov-02			<b>Saturday early morning</b>				<b>Saturday morning</b>						<b>Saturday afternoon</b>							<b>Saturday early evening</b>						<b>Saturday late evening</b>																											
4 Sheppard-Yonge Stn – Don Mills Stn	10.94	4carT	4	5 ' 30 "	22	0	29.8	4carT	4	5 ' 30 "	22	0	29.8	4carT	4	5 ' 30 "	22	0	29.8	4carT	4	5 ' 30 "	22	0	29.8	4carT	4	5 ' 30 "	22	0	29.8	4carT	4	5 ' 30 "	22	0	29.8	547a	558a	225a	214a													
<b>Sunday</b>	24-Nov-02							<b>Sunday morning</b>						<b>Sunday afternoon</b>							<b>Sunday early evening</b>						<b>Sunday late evening</b>																											
4 Sheppard-Yonge Stn – Don Mills Stn	10.94							4carT	4	5 ' 30 "	22	0	29.8	4carT	4	5 ' 30 "	22	0	29.8	4carT	4	5 ' 30 "	22	0	29.8	4carT	4	5 ' 30 "	22	0	29.8	4carT	4	5 ' 30 "	22	0	29.8	849a	900a	225a	214a													
<b>84 SHEPPARD WEST</b>	Arw																																																					
<b>Monday to Friday</b>	04-Sep-12			<b>Monday-Friday morning peak period</b>				<b>Monday-Friday midday</b>						<b>Monday-Friday afternoon peak period</b>							<b>Monday-Friday early evening</b>						<b>Monday-Friday late evening</b>																											
84 Sheppard-Yonge Stn – Weston Rd	24.91	LF	8	10 ' 00 "	74	6	20.2	LF	8	9 ' 30 "	74	2	20.2	LF	6	12 ' 30 "	74	1	20.2	LF	7	10 ' 00 "	70	0	21.4	LF	4	15 ' 00 "	60	0	24.9	LF	4	15 ' 00 "	60	0	24.9	515a	441a	145a	158a													
84A Sheppard-Yonge Stn – Steeles via Arrow Rd	33.67	LF	5	20 ' 00 "	93	7	21.7						LF	4	25 ' 00 "	93	7	21.7																			559a	611a	855a	851a														
84D Sheppard-Yonge Stn – Steeles via Oakdale	33.67	LF	5	20 ' 00 "	96	4	21.0						LF	4	25 ' 00 "	97	3	20.8																			233p	303p	530p	623p														
Combined/Average			18	5 ' 00 "				8	9 ' 30 "				14	6 ' 15 "						7	10 ' 00 "					4	15 ' 00 "										601a	633a	845a	913a														
<b>Saturday</b>	13-Oct-12			<b>Saturday early morning</b>				<b>Saturday morning</b>						<b>Saturday afternoon</b>							<b>Saturday early evening</b>						<b>Saturday late evening</b>																											
84 Sheppard-Yonge Stn – Weston Rd	24.91	LF	6	10 ' 00 "	58	2	25.8	LF	7	9 ' 00 "	61	2	24.5	LF	12	6 ' 00 "	70	2	21.4	LF	4	16 ' 00 "	61	3	24.5	LF	3	22 ' 00 "	61	5	24.5	LF	3	22 ' 00 "	61	5	24.5	LF	3	22 ' 00 "	61	5	24.5	520a	545a	153a	158a							
<b>Sunday</b>	02-Sep-12			<b>Sunday early morning</b>				<b>Sunday morning</b>						<b>Sunday afternoon</b>							<b>Sunday early evening</b>						<b>Sunday late evening</b>																											
84 Sheppard-Yonge Stn – Weston Rd	24.91	LF	5	12 ' 00 "	58	2	25.8	LF	7	9 ' 00 "	61	2	24.5	LF	9	7 ' 00 "	61	2	24.5	LF	3	22 ' 00 "	60	6	24.9	LF	3	22 ' 00 "	60	6	24.9	LF	3	22 ' 00 "	60	6	24.9	LF	3	22 ' 00 "	60	6	24.9	750a	806a	153a	158a							
<b>75 SHERBOURNE</b>	Wil			<i>75A branch name is for internal use only</i>																																																		
<b>Monday to Friday</b>	04-Sep-12			<b>Monday-Friday morning peak period</b>				<b>Monday-Friday midday</b>						<b>Monday-Friday afternoon peak period</b>							<b>Monday-Friday early evening</b>						<b>Monday-Friday late evening</b>																											
75 South Drive – Queens Quay	8.59	LF	6	7 ' 30 "	44	1	11.7	LF	5	9 ' 00 "	45	0	11.5	LF	6	8 ' 30 "	50	1	10.3	LF	2	20 ' 00 "	40	0	12.9																													
75A South Drive & Summerhill – Queens Quay	10.51																																																					
<b>Saturday</b>	29-Nov-08			<b>Saturday early morning</b>				<b>Saturday morning</b>						<b>Saturday afternoon</b>							<b>Saturday early evening</b>						<b>Saturday late evening</b>																											
75 South Drive – Queens Quay	8.59	LF	2	15 ' 00 "	30	0	17.2	LF	2	20 ' 00 "	40	0	12.9	LF	4	11 ' 00 "	40	4	12.9																																			
75A South Drive & Summerhill – Queens Quay	10.51																				LF	1.5	30 ' 00 "	44	0	14.3	LF	1.5	30 ' 00 "	44	0	14.3	LF	1.5	30 ' 00 "	44	0	14.3	LF	1.5	30 ' 00 "	44	0	14.3	LF	1.5	30 ' 00 "	44	0	14.3	720p	728p	1250a	1220a
<b>Sunday</b>	23-Nov-08							<b>Sunday morning</b>						<b>Sunday afternoon</b>							<b>Sunday early evening</b>						<b>Sunday late evening</b>																											
75A South Drive & Summerhill – Queens Quay	10.51							LF	1.5	30 ' 00 "	44	0	14.3	LF	1.5	30 ' 00 "	44	0	14.3	LF	1.5	30 ' 00 "	44	0	14.3	LF	1.5	30 ' 00 "	44	0	14.3	LF	1.5	30 ' 00 "	44	0	14.3	LF	1.5	30 ' 00 "	44	0	14.3	LF	1.5	30 ' 00 "	44	0	14.3	850a	832a	1250a	1228a	





**TORONTO TRANSIT COMMISSION**

**SERVICE SUMMARY**

November 18, 2012 to January 5, 2013

Route	RT dist (km) and date of last change	Veh type	No. of Veh	Service interval	Run time (min)	Term time (min)	Avg spd (km/h)	Veh type	No. of Veh	Service interval	Run time (min)	Term time (min)	Avg spd (km/h)	Veh type	No. of Veh	Service interval	Run time (min)	Term time (min)	Avg spd (km/h)	Veh type	No. of Veh	Service interval	Run time (min)	Term time (min)	Avg spd (km/h)	Veh type	No. of Veh	Service interval	Run time (min)	Term time (min)	Avg spd (km/h)	First dep NB or WB	First dep SB or EB	Last dep NB or WB	Last dep SB or EB		
<b>123 SHORNCLIFFE</b>		Qsy																																			
<b>Monday to Friday</b>		07-May-12																																			
				Monday-Friday morning peak period				Monday-Friday midday				Monday-Friday afternoon peak period				Monday-Friday early evening				Monday-Friday late evening																	
123 Kipling Stn – Long Branch via East Mall	18.49	LF	3	18' 00"	49	5	22.6	LF	3	18' 00"	48	6	23.1	LF	3	18' 00"	54	0	20.5	LF	2	25' 00"	46	4	24.1	LF	1.5	30' 00"	41	4	27.1	552a	608a	114a	135a		
123A Kipling Stn – Sherway via North Queen	11.41	LF	2	18' 00"	27	9	25.4	LF	2	18' 00"	28	8	24.5	LF	2	18' 00"	32	4	21.4																		
123C Kipling Stn – Long Branch via North Queen	18.61													LF	2	25' 00"	46	4	24.3	LF	1.5	30' 00"	41	4	27.2												
Combined/Average			5	9' 00"				5	9' 00"				5	9' 00"					4	12' 30"						3	15' 00"										
<b>Saturday</b>		20-Feb-10																																			
				Saturday early morning				Saturday morning				Saturday afternoon				Saturday early evening				Saturday late evening																	
123 Kipling Stn – Long Branch via East Mall	18.49	LF	1.5	30' 00"	40	5	27.7	LF		30' 00"	48	5	23.1	LF	2.5	20' 00"	48	2	23.1	LF	1.5	30' 00"	42	3	26.4	LF	1.5	30' 00"	36	9	30.8	540a	600a	104a	110a		
123C Kipling Stn – Long Branch via North Queen	18.61	LF	1.5	30' 00"	40	5	27.9	LF		30' 00"	48	5	23.3	LF	2.5	20' 00"	48	2	23.3	LF	1.5	30' 00"	42	3	26.6	LF	1.5	30' 00"	36	9	31.0	625a	621a	1249a	1255a		
Combined/Average			3	15' 00"				3.5	15' 00"				5	10' 00"					3	15' 00"						3	15' 00"										
Alternates trips with 111 EAST MALL																																					
<b>Sunday</b>		14-Feb-10																																			
				Sunday morning				Sunday afternoon				Sunday early evening				Sunday late evening																					
123 Kipling Stn – Long Branch via East Mall	18.49							LF	2	24' 00"	48	0	23.1	LF	2.5	20' 00"	48	2	23.1	LF	1.5	30' 00"	42	3	26.4	LF	1.5	30' 00"	36	9	30.8	900a	924a	101a	110a		
123C Kipling Stn – Long Branch via North Queen	18.61							LF	2	24' 00"	48	0	23.3	LF	2.5	20' 00"	48	2	23.3	LF	1.5	30' 00"	42	3	26.6	LF	1.5	30' 00"	36	9	31.0	848a	912a	1246a	1255a		
Combined/Average								4	12' 00"				5	10' 00"					3	15' 00"						3	15' 00"										
<b>115 SILVER HILLS</b>		Wtl																																			
<b>Monday to Friday</b>		09-May-11																																			
				Monday-Friday morning peak period				Monday-Friday midday				Monday-Friday afternoon peak period				Monday-Friday early evening																					
115 York Mills Stn – Leslie	12.83	LF	2	20' 00"	40	0	19.2	LF	2	20' 00"	40	0	19.2	LF	2	20' 00"	40	0	19.2	LF	1.5	30' 00"	35	3	22.0												
Alternates trips with 122 GRAYDON HALL																																					
<b>Saturday</b>		14-May-11																																			
				Saturday early morning				Saturday morning				Saturday afternoon				Saturday early evening																					
115 York Mills Stn – Leslie	12.83	LF	1.5	30' 00"	35	2	22.0	LF	1.5	30' 00"	35	3	22.0	LF	1.5	30' 00"	35	3	22.0	LF	1.5	30' 00"	35	3	22.0												
Alternates trips with 122 GRAYDON HALL																																					
<b>Sunday</b>		08-May-11																																			
				Sunday morning				Sunday afternoon				Sunday early evening																									
115 York Mills Stn – Leslie	12.83							LF	1.5	30' 00"	35	3	22.0	LF	1.5	30' 00"	35	3	22.0	LF	1.5	30' 00"	35	3	22.0												
Alternates trips with 122 GRAYDON HALL																																					
<b>403 SOUTH DON MILLS COMMUNITY BUS</b>		W-T																																			
<b>Monday to Friday</b>		2-Sep-97																																			
				Monday-Friday midday				Monday-Friday afternoon peak period																													
403 Don Mills Centre – East York Centre		CB	1	60' 00"	60	0		CB	1	60' 00"	60	0																									
Alternates trips with 122 GRAYDON HALL																																					
1030a 1000a 430p 500p																																					



**TORONTO TRANSIT COMMISSION**

**SERVICE SUMMARY**

November 18, 2012 to January 5, 2013

Route	RT dist (km) and date of last change	Veh type	No. of Veh	Service interval	Run time (min)	Term time (min)	Avg spd (km/h)	Veh type	No. of Veh	Service interval	Run time (min)	Term time (min)	Avg spd (km/h)	Veh type	No. of Veh	Service interval	Run time (min)	Term time (min)	Avg spd (km/h)	Veh type	No. of Veh	Service interval	Run time (min)	Term time (min)	Avg spd (km/h)	Veh type	No. of Veh	Service interval	Run time (min)	Term time (min)	Avg spd (km/h)	First dep NB or WB	First dep SB or EB	Last dep NB or WB	Last dep SB or EB	
<b>88 SOUTH LEASIDE</b>		Wil																																		
<b>Monday to Friday</b>		04-Sep-12																																		
		Monday-Friday morning peak period							Monday-Friday midday							Monday-Friday afternoon peak period							Monday-Friday early evening							Monday-Friday late evening						
88 St Clair Stn – Thorncliffe via Wicksteed	13.07	LF	4	12 ' 00 "	48	0	16.3	LF	1.5	30 ' 00 "	40	5	19.6	LF	3.5	15 ' 00 "	48	5	16.3	LF	1.5	30 ' 00 "	40	5	19.6	LF	1	40 ' 00 "	40	0	19.6	550a	610a	1240a	100a	
88A St Clair Stn – Thorncliffe via Overlea	13.30	LF	4	12 ' 00 "	48	0	16.6	LF	1.5	30 ' 00 "	40	5	20.0	LF	3.5	15 ' 00 "	48	5	16.6	LF	1.5	30 ' 00 "	40	5	20.0	LF	1	40 ' 00 "	40	0	20.0	620a	630a	1220a	1240a	
Combined/Average		<b>8</b>							<b>3</b>							<b>7</b>							<b>3</b>							<b>2</b>						
<b>Saturday</b>		11-Sep-10																																		
		Saturday early morning							Saturday morning							Saturday afternoon							Saturday early evening							Saturday late evening						
88 St Clair Stn – Thorncliffe via Wicksteed	13.07	LF	1	40 ' 00 "	40	0	19.6	LF	1	40 ' 00 "	40	0	19.6	LF	1	40 ' 00 "	40	0	19.6	LF	1	40 ' 00 "	40	0	19.6	LF	1	40 ' 00 "	40	0	19.6	610a	630a	1250a	110a	
88A St Clair Stn – Thorncliffe via Overlea	13.30	LF	1	40 ' 00 "	40	0	20.0	LF	1	40 ' 00 "	40	0	20.0	LF	1	40 ' 00 "	40	0	20.0	LF	1	40 ' 00 "	40	0	20.0	LF	1	40 ' 00 "	40	0	20.0	630a	610a	1230a	1250a	
Combined/Average		<b>2</b>							<b>2</b>							<b>2</b>							<b>2</b>							<b>2</b>						
<b>Sunday</b>		05-Sep-10																																		
		Sunday morning							Sunday afternoon							Sunday early evening							Sunday late evening													
88 St Clair Stn – Thorncliffe via Wicksteed	13.07	LF	1	40 ' 00 "	40	0	19.6	LF	1	40 ' 00 "	40	0	19.6	LF	1	40 ' 00 "	40	0	19.6	LF	1	40 ' 00 "	40	0	19.6	LF	1	40 ' 00 "	40	0	19.6	930a	910a	1250a	110a	
88A St Clair Stn – Thorncliffe via Overlea	13.30	LF	1	40 ' 00 "	40	0	20.0	LF	1	40 ' 00 "	40	0	20.0	LF	1	40 ' 00 "	40	0	20.0	LF	1	40 ' 00 "	40	0	20.0	LF	1	40 ' 00 "	40	0	20.0	950a	930a	1230a	1250a	
Combined/Average		<b>2</b>							<b>2</b>							<b>2</b>							<b>2</b>							<b>2</b>						
<b>510 SPADINA</b>																																				
<b>November 18 to December 22, 2012</b>		Rus/Wil Buses operating between King and Queens Quay Loop due to TTC Trackwork. Service on Queens Quay West provided by 509 Harbourfront buses during Waterfront Toronto roadway reconstruction project.																																		
<b>Monday to Friday</b>		19-Nov-12																																		
		Monday-Friday morning peak period							Monday-Friday midday							Monday-Friday afternoon peak period							Monday-Friday early evening							Monday-Friday late evening						
510 Spadina Stn – King	6.31	CLRV	12	2 ' 30 "	28	2	13.5	CLRV	16	1 ' 56 "	28	3	13.5	CLRV	18	2 ' 00 "	31	5	12.2	CLRV	16	2 ' 15 "	31	5	12.2	CLRV	5	6 ' 00 "	28	2	13.5	450a	500a	230a	215a	
510 King – Queens Quay & Spadina	2.83	Lift	5	6 ' 00 "	27	3	6.3	Lift	5	6 ' 00 "	26	4	6.5	Lift	5	6 ' 00 "	27	3	6.3	Lift	4	6 ' 00 "	20	4	8.5	Lift	3	6 ' 00 "	18	0	9.4	457a	511a	224a	217a	
<b>Saturday</b>		24-Nov-12																																		
		Saturday early morning							Saturday morning							Saturday afternoon							Saturday early evening							Saturday late evening						
510 Spadina Stn – King	6.31	CLRV	5	6 ' 00 "	27	3	14.0	CLRV	12	2 ' 30 "	27	3	14.0	CLRV	18	2 ' 00 "	33	3	11.5	CLRV	12	2 ' 30 "	28	2	13.5	CLRV	5	6 ' 00 "	28	2	13.5	450a	500a	233a	245a	
510 King – Queens Quay & Spadina	2.83	Lift	3	6 ' 00 "	16	2	10.6	Lift	4	6 ' 00 "	22	2	7.7	Lift	4	6 ' 00 "	22	2	7.7	Lift	4	6 ' 00 "	20	4	8.5	Lift	3	6 ' 00 "	16	2	10.6	524a	519a	224a	231a	
<b>Sunday</b>		18-Nov-12																																		
		Sunday early morning							Sunday morning							Sunday afternoon							Sunday early evening							Sunday late evening						
510 Spadina Stn – King	6.31	CLRV	2	15 ' 00 "	28	2	13.5	CLRV	12	2 ' 50 "	30	4	12.6	CLRV	15	2 ' 10 "	30	3	12.6	CLRV	5	6 ' 00 "	28	2	13.5	CLRV	5	6 ' 00 "	28	2	13.5	448a	500a	233a	245a	
510 King – Queens Quay & Spadina	2.83	Lift	2	10 ' 00 "	16	4	10.6	Lift	4	6 ' 00 "	20	4	8.5	Lift	4	6 ' 00 "	20	4	8.5	Lift	3	6 ' 00 "	18	0	9.4	Lift	3	6 ' 00 "	16	2	10.6	524a	520a	224a	231a	
<b>December 23, 2012 to January 5, 2013</b>		Rus/Wil Streetcars operating between Spadina Station and Queens Quay Loop only. During Waterfront Toronto roadway reconstruction project, service on Queens Quay West provided by 509 Harbourfront buses.																																		
<b>Monday to Friday</b>		24-Dec-12																																		
		Monday-Friday morning peak period							Monday-Friday midday							Monday-Friday afternoon peak period							Monday-Friday early evening							Monday-Friday late evening						
510 Spadina Stn – Queens Quay & Spadina	8.06	CLRV	14	2 ' 50 "	38	2	12.7	CLRV	18	2 ' 17 "	40	1	12.1	CLRV	21	2 ' 06 "	42	3	11.7	CLRV	21	2 ' 06 "	42	3	11.7	CLRV	7	6 ' 00 "	42	0	11.5	450a	500a	230a	215a	
<b>Saturday</b>		29-Dec-12																																		
		Saturday early morning							Saturday morning							Saturday afternoon							Saturday early evening							Saturday late evening						
510 Spadina Stn – Queens Quay & Spadina	8.06	CLRV	6	6 ' 20 "	34	4	14.2	CLRV	16	2 ' 30 "	40	0	12.1	CLRV	21	2 ' 00 "	41	1	11.8	CLRV	21	2 ' 00 "	41	1	11.8	CLRV	7	6 ' 00 "	38	4	12.7	515a	500a	230a	215a	
<b>Sunday</b>		23-Dec-12																																		
		Sunday early morning							Sunday morning							Sunday afternoon							Sunday early evening							Sunday late evening						
510 Spadina Stn – Queens Quay & Spadina	8.06	CLRV	3	12 ' 00 "	34	2	14.2	CLRV	14	3 ' 00 "	40	2	12.1	CLRV	18	2 ' 13 "	40	0	12.1	CLRV	14	3 ' 00 "	38	4	12.7	CLRV	6	6 ' 00 "	34	2	14.2	515a	500a	230a	215a	

Union Stn-Spadina Stn is NB  
Spadina Stn-Union Stn is SB



**TORONTO TRANSIT COMMISSION**

**SERVICE SUMMARY**

November 18, 2012 to January 5, 2013

Route	RT dist (km) and date of last change	Veh type	No. of Veh	Service interval	Run time (min)	Term time (min)	Avg spd (km/h)	Veh type	No. of Veh	Service interval	Run time (min)	Term time (min)	Avg spd (km/h)	Veh type	No. of Veh	Service interval	Run time (min)	Term time (min)	Avg spd (km/h)	Veh type	No. of Veh	Service interval	Run time (min)	Term time (min)	Avg spd (km/h)	Veh type	No. of Veh	Service interval	Run time (min)	Term time (min)	Avg spd (km/h)	First dep NB or WB	First dep SB or EB	Last dep NB or WB	Last dep SB or EB		
<b>754 STANDBY BUSES</b>		Arw																																			
<b>Monday to Friday</b>	26-Mar-12																																				
Standby buses – Arrow Rd																																					
<b>Saturday</b>	24-Nov-12																																				
Standby buses – Arrow Rd																																					
<b>Sunday</b>	18-Nov-12																																				
Standby buses – Arrow Rd																																					
<b>756 STANDBY BUSES</b>		Bir																																			
<b>Monday to Friday</b>	21-Nov-10																																				
Standby buses – Birchmount		LF	1																																		
<b>Saturday</b>	24-Nov-12																																				
Standby buses – Birchmount																																					
<b>Sunday</b>	18-Nov-12																																				
Standby buses – Birchmount																																					
<b>750 STANDBY BUSES</b>		Egl																																			
<b>Monday to Friday</b>	04-Jan-10																																				
Standby – Downtown Gap Bus																																					
Standby – Downtown Gap Bus																																					
Standby – Downtown Gap Bus																																					
<b>760 STANDBY BUSES</b>		Egl																																			
<b>Monday to Friday</b>	22-Nov-10																																				
Standby buses – Eglinton		LF	1																																		
<b>Saturday</b>	24-Nov-12																																				
Standby buses – Eglinton																																					
<b>Sunday</b>	18-Nov-12																																				
Standby buses – Eglinton																																					
<b>757 STANDBY BUSES</b>		Mal																																			
<b>Monday to Friday</b>	04-Sep-12																																				
Standby buses – Malvern		Lift	1																																		
<b>Saturday</b>	24-Nov-12																																				
Standby buses – Mt. Dennis																																					
<b>Sunday</b>	18-Nov-12																																				
Standby buses – Mt. Dennis																																					
<b>758 STANDBY BUSES</b>		Mal																																			
<b>Saturday</b>	24-Nov-12																																				
Standby buses – Mt. Dennis																																					
<b>Sunday</b>	18-Nov-12																																				
Standby buses – Mt. Dennis																																					



**TORONTO TRANSIT COMMISSION**

**SERVICE SUMMARY**

November 18, 2012 to January 5, 2013

Route	RT dist (km) and date of last change	Veh type	No. of Veh	Service interval	Run time (min)	Term time (min)	Avg spd (km/h)	Veh type	No. of Veh	Service interval	Run time (min)	Term time (min)	Avg spd (km/h)	Veh type	No. of Veh	Service interval	Run time (min)	Term time (min)	Avg spd (km/h)	Veh type	No. of Veh	Service interval	Run time (min)	Term time (min)	Avg spd (km/h)	Veh type	No. of Veh	Service interval	Run time (min)	Term time (min)	Avg spd (km/h)	First dep NB or WB	First dep SB or EB	Last dep NB or WB	Last dep SB or EB																												
<b>752 STANDBY BUSES</b>		Qsy																																																													
<b>Monday to Friday</b>	04-Sep-12	Monday-Friday morning peak period																																																													
<b>Standby buses – Queensway</b>		<b>See 112 West Mall</b>																																																													
<b>Saturday</b>		24-Nov-12																																																													
<b>Standby buses – Queensway</b>																												LF	<b>2</b>	<b>Queensway Garage</b>																																	
<b>Sunday</b>		18-Nov-12																																																													
<b>Standby buses – Queensway</b>																												LF	<b>2</b>	<b>Queensway Garage</b>																																	
<b>751 STANDBY BUSES</b>		Wil																																																													
<b>Monday to Friday</b>	22-Nov-10	Monday-Friday morning peak period																																																													
<b>Standby buses – Wilson</b>		Lift	<b>2</b>	<b>Wilson Garage</b>				Lift	<b>1</b>	<b>Wilson Garage</b>																																																					
<b>Saturday</b>		24-Nov-12																																																													
<b>Standby buses – Wilson</b>																												Lift	<b>2</b>	<b>Wilson Garage</b>																																	
<b>Sunday</b>		18-Nov-12																																																													
<b>Standby buses – Wilson</b>																												Lift	<b>2</b>	<b>Wilson Garage</b>																																	
<b>535 STANDBY CARS</b>		Ron/Rus																																																													
<b>Monday to Friday</b>	07-Oct-12	Monday-Friday morning peak period																																																													
<b>Standby cars</b>																												CLR	<b>2</b>	<b>Russell carhouse</b>																																	
<b>Saturday</b>		24-Nov-12																																																													
<b>Standby cars</b>																												CLR	<b>2</b>	<b>Russell carhouse</b>																																	
<b>Sunday</b>		18-Nov-12																																																													
<b>Standby cars</b>																												CLR	<b>2</b>	<b>Russell carhouse</b>																																	



**TORONTO TRANSIT COMMISSION**

**SERVICE SUMMARY**

November 18, 2012 to January 5, 2013

Route	RT dist (km) and date of last change	Veh type	No. of Veh	Service interval	Run time (min)	Term time (min)	Avg spd (km/h)	Veh type	No. of Veh	Service interval	Run time (min)	Term time (min)	Avg spd (km/h)	Veh type	No. of Veh	Service interval	Run time (min)	Term time (min)	Avg spd (km/h)	Veh type	No. of Veh	Service interval	Run time (min)	Term time (min)	Avg spd (km/h)	Veh type	No. of Veh	Service interval	Run time (min)	Term time (min)	Avg spd (km/h)	First dep	First dep	Last dep	Last dep												
																																NB or WB	SB or EB	NB or WB	SB or EB												
<b>53 STEELES EAST</b>	Mal																																														
<b>Monday to Friday</b>	04-Sep-12	Monday-Friday morning peak period				Monday-Friday midday				Monday-Friday afternoon peak period				Monday-Friday early evening				Monday-Friday late evening																													
53 Finch Stn – Pharmacy	19.28	Lift	7	9 ' 10 "	64	0	18.1							Lift	7	9 ' 40 "	64	4	18.1																												
53A Finch Stn – Staines	37.31							Lift	1	23 ' 00 "	114	1	19.6							Lift	1	20 ' 00 "	106	4	21.1	Lift	6	18 ' 00 "	106	2	21.1																
53B Finch Stn – Markham Rd	33.36	Lift	11	9 ' 10 "	100	1	20.0	Lift	16	5 ' 45 "	90	2	22.2	Lift	11	9 ' 40 "	106	1	18.9	Lift	18	5 ' 00 "	90	0	22.2	Lift	5	18 ' 00 "	90	0	22.2																
53E Finch Stn – Markham Rd Express	33.36	Lift	21	4 ' 20 "	90	1	22.4						Lift	20	4 ' 50 "	95	2	21.1																													
53F Finch Stn – Staines Express	37.31	Lift	1	26 ' 00 "	114	3	19.6						Lift	1	24 ' 10 "	119	5	18.8																													
Combined/Average			40	2 ' 14 "				17	5 ' 45 "				39	2 ' 25 "					19	5 ' 00 "					11	9 ' 00 "																					
			53 operates SB via Pharmacy Every 6th 53E operates as 53F						Every 4th 53B operates as 53A						53 operates SB via Victoria Park Every 5th 53E operates as 53F						Every 4th 53B operates as 53A																										
<b>Saturday</b>	13-Oct-12	Saturday early morning				Saturday morning				Saturday afternoon				Saturday early evening				Saturday late evening																													
53A Finch Stn – Staines	37.31	Lift	4	27 ' 00 "	102	6	21.9	Lift	1	27 ' 00 "	114	2	19.6	Lift	1	24 ' 00 "	114	3	19.6	Lift	5.5	21 ' 00 "	114	2	19.6	Lift	4	27 ' 00 "	96	12	23.3																
53B Finch Stn – Markham Rd	33.36	Lift	3	27 ' 00 "	80	1	25.0	Lift	10	9 ' 00 "	90	0	22.2	Lift	15	6 ' 00 "	90	0	22.2	Lift	4.5	21 ' 00 "	90	5	22.2	Lift	3	27 ' 00 "	80	1	25.0																
Combined/Average			7	13 ' 30 "				11	9 ' 00 "				16	6 ' 00 "					10	10 ' 30 "					7	13 ' 30 "																					
			Every 3rd 53B operates as 53A						Every 4th 53E operates as 53A						Every 4th 53E operates as 53A						Every 4th 53B operates as 53A																										
<b>Sunday</b>	07-Oct-12	Sunday early morning				Sunday morning				Sunday afternoon				Sunday early evening				Sunday late evening																													
53A Finch Stn – Staines	37.31	Lift	1	27 ' 00 "	110	7	20.4	Lift	1	27 ' 00 "	110	7	20.4	Lift	1	28 ' 00 "	114	4	19.6	Lift	5.5	21 ' 00 "	114	2	19.6	Lift	4	27 ' 00 "	96	12	23.3																
53B Finch Stn – Markham Rd	33.36	Lift	10	9 ' 00 "	86	4	23.3	Lift	10	9 ' 00 "	86	4	23.3	Lift	13	7 ' 00 "	90	1	22.2	Lift	4.5	21 ' 00 "	90	5	22.2	Lift	3	27 ' 00 "	80	1	25.0																
Combined/Average			11	9 ' 00 "				11	9 ' 00 "				14	7 ' 00 "					10	10 ' 30 "					7	13 ' 30 "																					
			Every 3rd 53E operates as 53A						Every 3rd 53E operates as 53A						Every 4th 53E operates as 53A						Every 4th 53E operates as 53A																										
<b>353 STEELES EAST</b>	Mal																																														
<b>Overnight, 7 days a week</b>	04-Sep-05	Monday-Friday overnight				Saturday overnight				Sunday overnight																																					
353 Yonge – Middlefield	30.34	Lift	2	30 ' 00 "	48	12	37.9	Lift	2	30 ' 00 "	48	12	37.9	Lift	2	30 ' 00 "	48	12	37.9																												
<b>60 STEELES WEST</b>	Arw																																														
<b>Monday to Friday</b>	09-Oct-12	Monday-Friday morning peak period				Monday-Friday midday				Monday-Friday afternoon peak period				Monday-Friday early evening				Monday-Friday late evening																													
60B Finch Stn – Martin Grove	35.97													LF	6	17 ' 00 "	94	8	23.0	LF	4.5	18 ' 00 "	76	5	28.4																						
60C Finch Stn – York University	20.15	LF	10	7 ' 00 "	66	4	18.3	LF	11	6 ' 30 "	65	7	18.6	LF	9.5	7 ' 30 "	70	2	17.3	LF	4	17 ' 00 "	66	2	18.3	LF	3.5	18 ' 00 "	56	7	21.6																
60D Finch Stn – Highway 27	39.22	LF	18	7 ' 00 "	120	6	19.6	LF	8	13 ' 00 "	102	2	23.1	LF	16.5	7 ' 30 "	120	4	19.6																												
60E Finch Stn – Kipling Express	29.99	LF	7	14 ' 00 "	96	2	18.7						LF	8	12 ' 00 "	96	0	18.7																													
Combined/Average			35	2 ' 48 "				19	4 ' 20 "				34	2 ' 51 "					10	8 ' 30 "					8	9 ' 00 "																					
<b>Saturday</b>	13-Oct-12	Saturday early morning				Saturday morning				Saturday afternoon				Saturday early evening				Saturday late evening																													
60B Finch Stn – Martin Grove	35.97													LF	4	20 ' 00 "	80	0	27.0	LF	3.5	24 ' 00 "	76	8	28.4																						
60C Finch Stn – York University	20.15							LF	5	11 ' 00 "	54	1	22.4	LF	5	11 ' 00 "	54	1	22.4	LF	3	20 ' 00 "	54	6	22.4	LF	2.5	24 ' 00 "	50	10	24.2																
60D Finch Stn – Highway 27	39.22	LF	6	15 ' 00 "	88	2	26.7	LF	9	11 ' 00 "	92	7	25.6	LF	9	11 ' 00 "	92	7	25.6																												
Combined/Average			6	15 ' 00 "				14	5 ' 30 "				14	5 ' 30 "					7	10 ' 00 "					6	12 ' 00 "																					
<b>Sunday</b>	07-Oct-12	Sunday morning				Sunday afternoon				Sunday early evening				Sunday late evening																																	
60B Finch Stn – Martin Grove	35.97	LF	5.5	16 ' 00 "	84	4	25.7	LF	7.5	11 ' 20 "	84	1	25.7	LF	3.5	24 ' 00 "	80	4	27.0	LF	3.5	24 ' 00 "	76	8	28.4																						
60C Finch Stn – York University	20.15	LF	3.5	16 ' 00 "	54	2	22.4	LF	5.5	11 ' 20 "	54	9	22.5	LF	2.5	24 ' 00 "	54	6	22.4	LF	2.5	24 ' 00 "	50	10	24.2																						
Combined/Average			9	8 ' 00 "				13	5 ' 40 "				6	12 ' 00 "					6	12 ' 00 "					6	12 ' 00 "																					





**TORONTO TRANSIT COMMISSION**

**SERVICE SUMMARY**

November 18, 2012 to January 5, 2013

Route	RT dist (km) and date of last change	Veh type	No. of Veh	Service interval	Run time (min)	Term time (min)	Avg spd (km/h)	Veh type	No. of Veh	Service interval	Run time (min)	Term time (min)	Avg spd (km/h)	Veh type	No. of Veh	Service interval	Run time (min)	Term time (min)	Avg spd (km/h)	Veh type	No. of Veh	Service interval	Run time (min)	Term time (min)	Avg spd (km/h)	Veh type	No. of Veh	Service interval	Run time (min)	Term time (min)	Avg spd (km/h)	First dep NB or WB	First dep SB or EB	Last dep NB or WB	Last dep SB or EB		
<b>90 VAUGHAN</b>	MtD																																				
<b>Monday to Friday</b>	04-Sep-12			<b>Monday-Friday morning peak period</b>						<b>Monday-Friday midday</b>						<b>Monday-Friday afternoon peak period</b>						<b>Monday-Friday early evening</b>							<b>Monday-Friday late evening</b>								
90 St Clair West Stn – Eglinton	6.60	LF	3.5	9' 20"	31	2	12.7							LF	3	12' 00"	36	0	11.0													529a	542a	907a	923a		
90A St Clair West Stn – Oakwood	5.47	LF	2.5	9' 20"	23	1	14.4	LF	2	12' 00"	22	2	14.9	LF	2	12' 00"	24	0	13.7	LF	2	12' 00"	24	0	13.7	LF	2	10' 00"	20	0	16.4	328p	334p	616p	622p		
Combined/Average			6	4' 40"					2	12' 00"					5	6' 00"					2	12' 00"					2	10' 00"				545a	525a	130a	120a		
<b>Saturday</b>	26-Jun-10			<b>Saturday early morning</b>						<b>Saturday morning</b>						<b>Saturday afternoon</b>						<b>Saturday early evening</b>						<b>Saturday late evening</b>									
90A St Clair West Stn – Oakwood	5.47	LF	2	12' 00"	24	0	13.7	LF	3	8' 00"	24	0	13.7	LF	3	8' 00"	24	0	13.7	LF	2	12' 00"	24	0	13.7	LF	1	20' 00"	20	0	16.4	610a	610a	110a	100a		
<b>Sunday</b>	20-Jun-10			<b>Sunday morning</b>						<b>Sunday afternoon</b>						<b>Sunday afternoon</b>						<b>Sunday early evening</b>						<b>Sunday late evening</b>									
90A St Clair West Stn – Oakwood	5.47							LF	2	12' 00"	24	0	13.7	LF	3	8' 00"	24	0	13.7	LF	2	12' 00"	24	0	13.7	LF	1	20' 00"	20	0	16.4	830a	842a	110a	100a		
<b>24 VICTORIA PARK</b>	Bir	Service outside Toronto north of Steeles Avenue is provided under contract to York Region																																			
<b>Monday to Friday</b>	09-Oct-12			<b>Monday-Friday morning peak period</b>						<b>Monday-Friday midday</b>						<b>Monday-Friday afternoon peak period</b>						<b>Monday-Friday early evening</b>						<b>Monday-Friday late evening</b>									
24 Victoria Park Stn – Steeles	30.58	LF	18	5' 00"	90	0	20.4	LF	9	10' 00"	90	0	20.4	LF	14	7' 00"	96	2	19.1	LF	9	9' 00"	81	0	22.7	LF	7	10' 00"	70	0	26.2	448a	515a	125a	200a		
24A Victoria Park Stn – Don Mills Stn via Consumers Rd	24.53	LF	7	12' 00"	82	2	17.9	LF	2.5	30' 00"	75	0	19.6	LF	7	13' 00"	87	4	16.9														558a	533a	615p	644p	
24D Victoria Park Stn – Major Mackenzie	57.69							LF	2	30' 00"	145	5	23.9								LF	2	27' 00"	135	0	25.6						900a	1020a	100p	220p		
Combined/Average			25	3' 32"					13.5	7' 30"					21	4' 33"					11	9' 00"					7	10' 00"			700p	805p	924p	1030p			
										Every 3rd 24 operates as a 24D 24A alternates trips with 167 PHARMACY NORTH 24D operates NB through the Highway 7 Industrial area before noon and SB after noon.											Every 3rd 24 operates as a 24D																
<b>Saturday</b>	13-Oct-12			<b>Saturday early morning</b>						<b>Saturday morning</b>						<b>Saturday afternoon</b>						<b>Saturday early evening</b>						<b>Saturday late evening</b>									
24 Victoria Park Stn – Steeles	30.58	LF	6	15' 00"	84	6	21.8	LF	9	10' 00"	86	4	21.3	LF	11	8' 15"	90	1	20.4	LF	8	10' 00"	80	0	22.9	LF	7	10' 00"	70	0	26.2	521a	538a	121a	156a		
<b>Sunday</b>	07-Oct-12			<b>Sunday early morning</b>						<b>Sunday morning</b>						<b>Sunday afternoon</b>						<b>Sunday early evening</b>						<b>Sunday late evening</b>									
24 Victoria Park Stn – Steeles	30.58	LF	4	20' 00"	80	0	22.9	LF	8	10' 00"	80	0	22.9	LF	12	7' 00"	84	0	21.8	LF	6	13' 20"	80	0	22.9	LF	5	15' 00"	70	5	26.2	717a	757a	117a	152a		
<b>324 VICTORIA PARK</b>	Bir																																				
<b>Overnight, 7 days a week</b>	15-Feb-09			<b>Monday-Friday overnight</b>						<b>Saturday overnight</b>						<b>Sunday overnight</b>																					
324 Kingston – Steeles	35.41	LF	2.7	30' 00"	72	9	29.5	LF	2.7	30' 00"	72	9	29.5	LF	2.7	30' 00"	72	9	29.5																		
				Alternates trips with 322 COXWELL						Alternates trips with 322 COXWELL						Alternates trips with 322 COXWELL																					
<b>224 VICTORIA PARK NORTH</b>	Egl	Service outside Toronto north of Steeles Avenue is provided under contract to York Region																																			
<b>Monday to Friday</b>	11-Oct-11			<b>Monday-Friday morning peak period</b>						<b>Monday-Friday midday</b>						<b>Monday-Friday afternoon peak period</b>						<b>Monday-Friday early evening</b>															
224C Don Mills Stn – 14th Avenue	22.80	LF	2	40' 00"	68	12	20.1							LF	2	40' 00"	68	12	20.1															614a	651a	854a	931a
224D Don Mills Stn – Elgin Mills	37.45	LF	4	30' 00"	115	5	19.5			See 24D VICTORIA PARK				LF	4	30' 00"	115	5	19.5			See 24D VICTORIA PARK											218p	300p	658p	740p	
Combined/Average			6	17' 09"											6	17' 09"																	539a	605a	909a	1005a	
				224D operates NB through the Highway 7 Industrial area and WB/NB on Hillmount.												224D operates SB/EB on Hillmount and SB through the Highway 7 Industrial area.																	148p	243p	648p	743p	



**TORONTO TRANSIT COMMISSION**

**SERVICE SUMMARY**

November 18, 2012 to January 5, 2013

Route	RT dist (km) and date of last change	Veh type	No. of Veh	Service interval	Run time (min)	Term time (min)	Avg spd (km/h)	Veh type	No. of Veh	Service interval	Run time (min)	Term time (min)	Avg spd (km/h)	Veh type	No. of Veh	Service interval	Run time (min)	Term time (min)	Avg spd (km/h)	Veh type	No. of Veh	Service interval	Run time (min)	Term time (min)	Avg spd (km/h)	Veh type	No. of Veh	Service interval	Run time (min)	Term time (min)	Avg spd (km/h)	First dep NB or WB	First dep SB or EB	Last dep NB or WB	Last dep SB or EB	
<b>68 WARDEN</b>	Egl	Service outside Toronto north of Steeles Avenue is provided under contract to York Region																																		
<b>Monday to Friday</b>	04-Sep-12	Monday-Friday morning peak period							Monday-Friday midday							Monday-Friday afternoon peak period							Monday-Friday early evening							Monday-Friday late evening						
68 Warden Stn – Steeles	25.06	LF	18	4 ' 15 "	75	2	20.0	LF	7	10 ' 00 "	70	0	21.5	LF	14	6 ' 00 "	81	3	18.6	LF	7	10 ' 00 "	70	0	21.5	LF	3	22 ' 00 "	62	4	24.2	448a	505a	140a	151a	
68B Warden Stn – Major Mackenzie	43.52	LF	2	21 ' 15 "	116	3	22.5	LF	1	40 ' 00 "	104	6	25.1	LF	2	18 ' 00 "	119	1	21.9	LF	1	40 ' 00 "	104	6	25.1							507a	557a	958p	1055p	
Combined/Average			20	4 ' 15 "					8	10 ' 00 "					16	6 ' 00 "					8	10 ' 00 "					3	22 ' 00 "								
			Every 5th 68 operates as a 68B							Every 4th 68 operates as a 68B							Every 3rd 68 operates as a 68B							Every 4th 68 operates as a 68B												
<b>Saturday</b>	08-Sep-12	Saturday early morning							Saturday morning							Saturday afternoon							Saturday early evening							Saturday late evening						
68 Warden Stn – Steeles	25.06	LF	2	33 ' 00 "	65	1	23.1	LF	5	13 ' 00 "	65	0	23.1	LF	8	10 ' 00 "	75	5	20.0	LF	2	34 ' 00 "	66	2	22.8	LF	3	22 ' 00 "	62	4	24.2	602a	546a	129a	200a	
68B Warden Stn – Major Mackenzie	43.52	LF	3	33 ' 00 "	99	0	26.4	LF	1	39 ' 00 "	104	0	25.1	LF	1	40 ' 00 "	114	6	22.9	LF	3	34 ' 00 "	101	1	25.9							515a	558a	946p	1038p	
Combined/Average			5	16 ' 30 "					6	13 ' 00 "					9	10 ' 00 "					5	17 ' 00 "					3	22 ' 00 "								
			Every 3rd 68 operates as a 68B							Every 4th 68 operates as a 68B							Every 4th 68 operates as a 68B							Every 4th 68 operates as a 68B												
<b>Sunday</b>	15-Feb-09	Sunday early morning							Sunday morning							Sunday afternoon							Sunday early evening							Sunday late evening						
68 Warden Stn – Steeles	25.06	LF	1.5	44 ' 00 "	66	0	22.8	LF	6	12 ' 00 "	72	0	20.9	LF	6	12 ' 00 "	72	0	20.9	LF	1.5	44 ' 00 "	66	0	22.8	LF	3	22 ' 00 "	62	4	24.2	716a	751a	137a	207a	
68B Warden Stn – Major Mackenzie	43.52	LF	2.5	44 ' 00 "	104	6	25.1	LF	1	36 ' 00 "	108	0	24.2	LF	1	36 ' 00 "	108	0	24.2	LF	2.5	44 ' 00 "	104	6	25.1							829a	934a	948p	1045p	
Combined/Average			4	22 ' 00 "					7	12 ' 00 "					7	12 ' 00 "					4	22 ' 00 "					3	22 ' 00 "								
			Every 3rd 68 operates as a 68B							Every 3rd 68 operates as a 68B							Every 3rd 68 operates as a 68B							Every 3rd 68 operates as a 68B												
Overnight service north of Sheppard Avenue provided by 324 VICTORIA PARK																																				
Some early morning trips operate from Warden and Danforth																																				
<b>69 WARDEN SOUTH</b>	Bir																																			
<b>Monday to Friday</b>	13-Feb-12	Monday-Friday morning peak period							Monday-Friday midday							Monday-Friday afternoon peak period							Monday-Friday early evening							Monday-Friday late evening						
69A Warden Stn – Kingston Rd SB via Warden	6.71	LF	2	12 ' 30 "	25	0	16.1	LF	2	11 ' 00 "	22	0	18.3	LF	1.5	17 ' 20 "	26	0	15.5	LF	1.5	15 ' 00 "	22	1	18.7	LF	1	20 ' 00 "	20	0	20.1	559a	612a	140a	150a	
69B Warden Stn – Kingston Rd SB via Birchmount	6.71	LF	2	12 ' 30 "	25	0	16.1	LF	2	11 ' 00 "	22	0	18.3	LF	1.5	17 ' 20 "	26	0	15.5	LF	1.5	15 ' 00 "	23	0	17.9	LF	1	20 ' 00 "	20	0	20.1	617a	618a	130a	140a	
Combined/Average			4	6 ' 15 "					4	5 ' 30 "					3	8 ' 40 "					3	7 ' 30 "					2	10 ' 00 "								
<b>Saturday</b>	09-Jan-10	Saturday early morning							Saturday morning							Saturday afternoon							Saturday early evening							Saturday late evening						
69A Warden Stn – Kingston Rd SB via Warden	6.71	LF	1	20 ' 00 "	20	0	20.1	LF	1	20 ' 00 "	20	0	20.1	LF	1	20 ' 00 "	20	0	20.1	LF	1	20 ' 00 "	20	0	20.1	LF	1	20 ' 00 "	20	0	20.1	550a	618a	120a	150a	
69B Warden Stn – Kingston Rd SB via Birchmount	6.71	LF	1	20 ' 00 "	20	0	20.1	LF	1	20 ' 00 "	20	0	20.1	LF	1	20 ' 00 "	20	0	20.1	LF	1	20 ' 00 "	20	0	20.1	LF	1	20 ' 00 "	20	0	20.1	610a	610a	130a	130a	
Combined/Average			2	10 ' 00 "					2	10 ' 00 "					2	10 ' 00 "					2	10 ' 00 "					2	10 ' 00 "								
<b>Sunday</b>	03-Jan-10	Sunday morning							Sunday afternoon							Sunday early evening							Sunday late evening													
69A Warden Stn – Kingston Rd SB via Warden	6.71							LF	1	20 ' 00 "	20	0	20.1	LF	1	20 ' 00 "	20	0	20.1	LF	1	20 ' 00 "	20	0	20.1	LF	1	20 ' 00 "	20	0	20.1	900a	850a	140a	150a	
69B Warden Stn – Kingston Rd SB via Birchmount	6.71							LF	1	20 ' 00 "	20	0	20.1	LF	1	20 ' 00 "	20	0	20.1	LF	1	20 ' 00 "	20	0	20.1	LF	1	20 ' 00 "	20	0	20.1	910a	900a	130a	140a	
Combined/Average									2	10 ' 00 "					2	10 ' 00 "					2	10 ' 00 "					2	10 ' 00 "								
<b>55 WARREN PARK</b>	MtD																																			
<b>Monday to Friday</b>	04-Aug-09	Monday-Friday morning peak period							Monday-Friday midday							Monday-Friday afternoon peak period							Monday-Friday early evening							Monday-Friday late evening						
55 Jane Stn – Warren Park	8.42	LF	1	30 ' 00 "	27	3	18.7	LF	1	30 ' 00 "	27	3	18.7	LF	1	30 ' 00 "	27	3	18.7	LF	1	30 ' 00 "	27	3	18.7	LF	1	30 ' 00 "	27	3	18.7	546a	530a	116a	100a	
<b>Saturday</b>	08-Aug-09	Saturday early morning							Saturday midday							Saturday afternoon							Saturday early evening							Saturday late evening						
55 Jane Stn – Warren Park	8.42	LF	1	30 ' 00 "	27	3	18.7	LF	1	30 ' 00 "	27	3	18.7	LF	1	30 ' 00 "	27	3	18.7	LF	1	30 ' 00 "	27	3	18.7	LF	1	30 ' 00 "	27	3	18.7	546a	530a	116a	100a	
<b>Sunday</b>	02-Aug-09	Sunday midday							Sunday afternoon							Sunday early evening							Sunday late evening													
55 Jane Stn – Warren Park	8.42							LF	1	30 ' 00 "	27	3	18.7	LF	1	30 ' 00 "	27	3	18.7	LF	1	30 ' 00 "	27	3	18.7	LF	1	30 ' 00 "	27	3	18.7	846a	900a	116a	100a	





**TORONTO TRANSIT COMMISSION**

**SERVICE SUMMARY**

November 18, 2012 to January 5, 2013

Route	RT dist (km) and date of last change	Monday-Friday morning peak period					Monday-Friday midday					Monday-Friday afternoon peak period					Monday-Friday early evening					Monday-Friday late evening					First dep NB or WB	First dep SB or EB	Last dep NB or WB	Last dep SB or EB							
		Veh type	No. of Veh	Service interval	Run time (min)	Term time (min)	Avg spd (km/h)	Veh type	No. of Veh	Service interval	Run time (min)	Term time (min)	Avg spd (km/h)	Veh type	No. of Veh	Service interval	Run time (min)	Term time (min)	Avg spd (km/h)	Veh type	No. of Veh	Service interval	Run time (min)	Term time (min)	Avg spd (km/h)	Veh type					No. of Veh	Service interval	Run time (min)	Term time (min)	Avg spd (km/h)		
<b>94 WELLESLEY</b> M+D																																					
<b>Monday to Friday</b> 04-Sep-12																																					
94 Castle Frank Stn – Ossington Stn	12.17	LF	5	12 ' 00 "	60	0	12.2	LF	6	10 ' 00 "	60	0	12.2	LF	4.5	16 ' 00 "	68	4	10.7	LF	4	13 ' 00 "	52	0	14.0	LF	3	15 ' 00 "	45	0	16.2	520a	525a	1252a	115a		
94C Castle Frank Stn – Wellesley Stn	3.91	LF	2	12 ' 00 "	24	0	9.8						LF	1.5	16 ' 00 "	24	0	9.8														734a	722a	858a	910a		
Combined/Average			7	6 ' 00 "				6	10 ' 00 "				6	8 ' 00 "						4	13 ' 00 "				3	15 ' 00 "					333p	346p	718p	731p			
<b>Saturday</b> 29-Nov-08																																					
<b>Saturday early morning</b>																																					
94 Castle Frank Stn – Ossington Stn	12.17	LF	3	17 ' 00 "	51	0	14.3	LF	5	12 ' 00 "	60	0	12.2	LF	5	12 ' 00 "	60	0	12.2	LF	3	16 ' 40 "	50	0	14.6	LF	3	15 ' 00 "	45	0	16.2	541a	550a	1237a	100a		
<b>Saturday morning</b>																																					
<b>Saturday afternoon</b>																																					
<b>Saturday early evening</b>																																					
<b>Saturday late evening</b>																																					
<b>Sunday</b> 08-May-11																																					
<b>Sunday morning</b>																																					
94 Castle Frank Stn – Ossington Stn	12.17							LF	4	13 ' 30 "	54	0	13.5	LF	4	13 ' 30 "	54	0	13.5	LF	3	16 ' 40 "	50	0	14.6								833a	824a	1015p	1007p	
94C Castle Frank Stn – Wellesley Stn	3.91													LF	1	16 ' 40 "	15	1	15.4													1032p	1040p	1245a	100a		
<b>Sunday afternoon</b>																																					
<b>Sunday early evening</b>																																					
<b>Sunday late evening</b>																																					
<b>112 WEST MALL</b> Qsy																																					
<b>Monday to Friday</b> 09-Oct-12																																					
<b>Monday-Friday morning peak period</b>																																					
<b>Monday-Friday midday</b>																																					
<b>Monday-Friday afternoon peak period</b>																																					
<b>Monday-Friday early evening</b>																																					
<b>Monday-Friday late evening</b>																																					
112A Kipling Stn – Eglinton	18.75		1	<b>One Round Trip</b>																															510a		
112C Kipling Stn – Disco Rd	29.29	LF	6.5	12 ' 30 "	80	2	22.0	LF	4	20 ' 00 "	70	10	25.1	LF	5.5	15 ' 00 "	80	3	22.0	LF	5	15 ' 00 "	70	5	25.1	LF	4	18 ' 00 "	66	6	26.6	525a	543a	112a	103a		
112D Kipling Stn – Skymark	20.96	LF	5.5	12 ' 30 "	62	7	20.3	LF	3	20 ' 00 "	55	5	22.9	LF	4.5	15 ' 00 "	62	6	20.3															552a	625p	714p	703p
Combined/Average			13	6 ' 15 "				7	10 ' 00 "				10	7 ' 30 "						5	15 ' 00 "				4	18 ' 00 "											
<b>Saturday</b> 10-Sep-11																																					
<b>Saturday early morning</b>																																					
112A Kipling Stn – Eglinton	18.75																																				
112C Kipling Stn – Disco Rd	29.29	LF	4	17 ' 00 "	68	0	25.8	LF	4	20 ' 00 "	70	10	25.1	LF	5	15 ' 00 "	70	5	25.1	LF	3	24 ' 00 "	66	6	26.6	LF	2	24 ' 00 "	48	0	23.4	1018p	1042p	112a	106a		
<b>Saturday morning</b>																																					
<b>Saturday afternoon</b>																																					
<b>Saturday early evening</b>																																					
<b>Saturday late evening</b>																																					
<b>Sunday</b> 08-May-11																																					
<b>Sunday morning</b>																																					
112A Kipling Stn – Eglinton	18.75																																				
112C Kipling Stn – Disco Rd	29.29							LF	3	24 ' 00 "	66	6	26.6	LF	3	24 ' 00 "	66	6	26.6	LF	2	24 ' 00 "	48	0	23.4	LF	2	24 ' 00 "	48	0	23.4	730p	754p	112a	106a		
<b>Sunday afternoon</b>																																					
<b>Sunday early evening</b>																																					
<b>Sunday late evening</b>																																					
<b>89 WESTON</b> M+D		Running time increase for Metrolinx Georgetown South Corridor railway bridge construction on Weston Road north of St. Phillips.																																			
<b>Monday to Friday</b> 04-Sep-12																																					
<b>Monday-Friday morning peak period</b>																																					
<b>Monday-Friday midday</b>																																					
<b>Monday-Friday afternoon peak period</b>																																					
<b>Monday-Friday early evening</b>																																					
<b>Monday-Friday late evening</b>																																					
89 Keele Stn – Albion Rd	20.17	LF	16	5 ' 15 "	83	1	14.6	LF	9	8 ' 40 "	75	3	16.1	LF	12	7 ' 30 "	89	1	13.6	LF	9	9 ' 00 "	81	0	14.9	LF	5	12 ' 00 "	56	4	21.6	415a	445a	210a	203a		
<b>Saturday</b> 12-May-12																																					
<b>Saturday early morning</b>																																					
89 Keele Stn – Albion Rd	20.17	LF	4	15 ' 00 "	60	0	20.2	LF	7	11 ' 00 "	71	6	17.0	LF	9	9 ' 00 "	79	2	15.3	LF	5	14 ' 00 "	69	1	17.5	LF	4	15 ' 00 "	56	4	21.6	435a	510a	215a	245a		
<b>Saturday morning</b>																																					
<b>Saturday afternoon</b>																																					
<b>Saturday early evening</b>																																					
<b>Saturday late evening</b>																																					
<b>Sunday</b> 06-May-12																																					
<b>Sunday early morning</b>																																					
89 Keele Stn – Albion Rd	20.17	LF	4	15 ' 00 "	60	0	20.2	LF	6	12 ' 00 "	66	6	18.3	LF	8	10 ' 00 "	79	1	15.3	LF	4	15 ' 00 "	56	4	21.6	LF	3	20 ' 00 "	56	4	21.6	530a	600a	215a	245a		
<b>Sunday morning</b>																																					
<b>Sunday afternoon</b>																																					
<b>Sunday early evening</b>																																					
<b>Sunday late evening</b>																																					



**TORONTO TRANSIT COMMISSION**

**SERVICE SUMMARY**

November 18, 2012 to January 5, 2013

Route	RT dist (km) and date of last change	Veh type	No. of Veh	Service interval	Run time (min)	Term time (min)	Avg spd (km/h)	Veh type	No. of Veh	Service interval	Run time (min)	Term time (min)	Avg spd (km/h)	Veh type	No. of Veh	Service interval	Run time (min)	Term time (min)	Avg spd (km/h)	Veh type	No. of Veh	Service interval	Run time (min)	Term time (min)	Avg spd (km/h)	Veh type	No. of Veh	Service interval	Run time (min)	Term time (min)	Avg spd (km/h)	First dep NB or WB	First dep SB or EB	Last dep NB or WB	Last dep SB or EB			
<b>165 WESTON RD NORTH</b>	Arw	Service outside Toronto north of Steeles Avenue is provided under contract to York Region																																				
<b>Monday to Friday</b>	04-Sep-12	Monday-Friday morning peak period							Monday-Friday midday							Monday-Friday afternoon peak period							Monday-Friday early evening							Monday-Friday late evening								
165 York Mills Stn – Steeles	36.66	Lift	21	5 ' 10 "	107	2	20.6	Lift	13	8 ' 30 "	108	3	20.4	Lift	16	7 ' 30 "	115	5	19.1	Lift	10	11 ' 00 "	101	9	21.8	Lift	7	13 ' 00 "	89	2	24.7	520a	518a	155a	150a			
165F York Mills Stn – Canada Drive	55.96	Lift	1.5	41 ' 20 "	160	11	21.0							Lift	1.5	45 ' 00 "	177	11	19.0														554a	602a	758a	851a		
165D York Mills Stn – Major Mackenzie & Highway 400	54.31	Lift	1.5	41 ' 20 "	155	16	21.0	Lift	1	34 ' 00 "	142	3	22.9	Lift	1.5	45 ' 00 "	172	15	18.9	Lift	1	33 ' 00 "	139	4	23.4									531a	517a	945p	1100p	
Combined/Average			24	5 ' 10 "					14	8 ' 30 "					19	7 ' 30 "					11	11 ' 00 "						7	13 ' 00 "									
			Every 8th 165 operates as a 165D							Every 4th 165 operates as a 165D							SB 165D/F trips operate via Barmac							Every 3rd 165 operates as a 165D														
			Every 8th 165 operates as a 165F														Every 6th 165 operates as a 165D							Every 6th 165 operates as a 165F														
<b>Saturday</b>	24-Nov-12	Saturday early morning							Saturday morning							Saturday afternoon							Saturday early evening							Saturday late evening								
165 York Mills Stn – Steeles	36.66	Lift	3.5	30 ' 00 "	92	13	23.9	Lift	10	10 ' 30 "	101	4	21.8	Lift	13	8 ' 00 "	101	3	21.8	Lift	5	24 ' 00 "	101	19	21.8	Lift	7	13 ' 30 "	90	5	24.4	547a	537a	200a	209a			
165D York Mills Stn – Major Mackenzie & Highway 400	54.31	Lift	4.5	30 ' 00 "	120	15	27.2	Lift	1	31 ' 30 "	131	6	24.9	Lift	1	32 ' 00 "	131	5	24.9	Lift	5	24 ' 00 "	120	0	27.2									531a	641a	942p	1012p	
Combined/Average			8	15 ' 00 "					11	10 ' 30 "					14	8 ' 00 "					10	12 ' 00 "					7	13 ' 30 "										
			Every 3rd 165 operates as a 165D							Every 4th 165 operates as a 165D																												
<b>Sunday</b>	18-Nov-12	Sunday morning							Sunday afternoon							Sunday early evening							Sunday late evening															
165 York Mills Stn – Steeles	36.66							Lift	10	10 ' 00 "	94	6	23.4	Lift	10	10 ' 00 "	94	6	23.4	Lift	5	18 ' 00 "	87	3	25.3	Lift	3	30 ' 00 "	87	3	25.3	820a	910a	102a	1246a			
165D York Mills Stn – Major Mackenzie & Highway 400	54.31							Lift	1	30 ' 00 "	125	5	26.1	Lift	1	30 ' 00 "	125	5	26.1															830a	818a	800p	915p	
Combined/Average									11	10 ' 00 "					11	10 ' 00 "					5	18 ' 00 "					3	30 ' 00 "										
			Every 3rd 165 operates as a 165D							Every 3rd 165 operates as a 165D																												
<b>98 WILLOWDALE-SENLAC</b>	Wil	Service outside Toronto north of Steeles Avenue is provided under contract to York Region																																				
<b>Monday to Friday</b>	24-Nov-08	Monday-Friday morning peak period							Monday-Friday midday							Monday-Friday afternoon peak period							Monday-Friday early evening							Monday-Friday late evening								
98 Steeles – Peckham via Sheppard-Yonge Stn	22.06	LF	2.5	30 ' 00 "	75	0	17.7	LF	2	30 ' 00 "	60	0	22.1	LF	2.5	30 ' 00 "	75	0	17.7	LF	2	30 ' 00 "	60	0	22.1	LF	2	30 ' 00 "	60	0	22.1	607a	534a	100a	100a			
98A Sheppard-Yonge Stn – Peckham via Senlac	10.90	LF	1.5	30 ' 00 "	39	6	16.8							LF	1.5	30 ' 00 "	39	6	16.8															540a	534a	911a	914a	
Combined/Average			4	15 ' 00 "					2	30 ' 00 "					4	15 ' 00 "					2	30 ' 00 "					2	30 ' 00 "					302p	308p	700p	638p		
<b>Saturday</b>	14-May-11	Saturday early morning							Saturday morning							Saturday afternoon							Saturday early evening							Saturday late evening								
98 Steeles – Peckham via Sheppard-Yonge Stn	22.06	LF	2	30 ' 00 "	60	0	22.1	LF	2	30 ' 00 "	60	0	22.1	LF	2	30 ' 00 "	60	0	22.1	LF	2	30 ' 00 "	60	0	22.1										600a	600a	1000p	1000p
98A Sheppard-Yonge Stn – Peckham via Senlac	10.90																									LF	1	30 ' 00 "	30	0	21.8	1045p	1030p	115a	100a			
<b>Sunday</b>	08-May-11	Sunday morning							Sunday afternoon							Sunday early evening							Sunday late evening															
98 Steeles – Peckham via Sheppard-Yonge Stn	22.06							LF	2	30 ' 00 "	60	0	22.1	LF	2	30 ' 00 "	60	0	22.1	LF	2	30 ' 00 "	60	0	22.1										830a	830a	1000p	1000p
98A Sheppard-Yonge Stn – Peckham via Senlac	10.90																									LF	1	30 ' 00 "	30	0	21.8	1045p	1030p	115a	100a			
			Willowdale to Senlac is SB; Senlac to Willowdale is NB																																			



**TORONTO TRANSIT COMMISSION**

**SERVICE SUMMARY**

November 18, 2012 to January 5, 2013

Route	RT dist (km) and date of last change	Veh type	No. of Veh	Service interval	Run time (min)	Term time (min)	Avg spd (km/h)	Veh type	No. of Veh	Service interval	Run time (min)	Term time (min)	Avg spd (km/h)	Veh type	No. of Veh	Service interval	Run time (min)	Term time (min)	Avg spd (km/h)	Veh type	No. of Veh	Service interval	Run time (min)	Term time (min)	Avg spd (km/h)	Veh type	No. of Veh	Service interval	Run time (min)	Term time (min)	Avg spd (km/h)	First dep NB or WB	First dep SB or EB	Last dep NB or WB	Last dep SB or EB		
<b>96 WILSON</b>		Arw																																			
<b>Monday to Friday</b>		04-Sep-12																																			
		96H branch designations are for internal purposes only																																			
		Monday-Friday morning peak period							Monday-Friday midday							Monday-Friday afternoon peak period							Monday-Friday early evening							Monday-Friday late evening							
96 York Mills Stn – Humberline & Finch	40.18																																				
96A York Mills Stn – Carrier Dr via Kipling and John Garland	43.63	Lift	6.5	20 ' 00 "	121	9	21.7	Lift	7.5	17 ' 00 "	127	1	20.6	Lift	5.5	24 ' 00 "	128	4	20.5	Lift	5	22 ' 00 "	106	4	24.7	Lift	4	26 ' 00 "	100	4	26.2	524a	557a	105a	1255a		
96B York Mills Stn – Humberline & Albion Rd	43.05	Lift	7	20 ' 00 "	130	10	19.9	Lift	7.5	17 ' 00 "	127	1	20.3	Lift	6	24 ' 00 "	134	10	19.3	Lift	5	22 ' 00 "	108	2	23.9	Lift	4	26 ' 00 "	100	4	25.8	542a	611a	120a	110a		
96C York Mills Stn – Thistledown via Albion Rd	37.03	Lift	4.5	20 ' 00 "	89	1	25.0							Lift	4	24 ' 00 "	96	0	23.1																		
96E Wilson Stn – Humber College Express	32.93	Lift	6	14 ' 00 "	84	0	23.5							Lift	5	17 ' 00 "	84	1	23.5																		
96G York Mills Stn – Sheppard & Torbarrie	23.82	Lift	4	20 ' 00 "	75	5	19.1							Lift	3.5	24 ' 00 "	84	0	17.0																		
96H Wilson Stn – Thistled. via Albion																																					
96S to Wilson Stn	25.86							Lift	2	30 ' 00 "	60	0	25.9							Lift	2	30 ' 00 "	60	0	25.9												
96C To Thistledown via Albion																																					
Combined/Average			28	3 ' 41 "					17	6 ' 37 "				24	4 ' 26 "					12	8 ' 03 "						8	13 ' 00 "									
		96G operates NB on Clayson and SB on Torbarrie.							96G operates NB on Torbarrie and SB on Clayson.																												
<b>Saturday</b>		08-Sep-12																																			
		Saturday early morning							Saturday morning							Saturday afternoon							Saturday early evening							Saturday late evening							
96A York Mills Stn – Carrier Dr via Kipling and John Garland	43.63	Lift	3.5	30 ' 00 "	100	5	26.2	Lift	5.5	21 ' 00 "	110	6	23.8													Lift	4	27 ' 00 "	105	3	24.9	525a	450a	1154a	1151a		
96B York Mills Stn – Humberline & Albion Rd	43.05	Lift	3.5	30 ' 00 "	102	3	25.3	Lift	5.5	21 ' 00 "	113	3	22.9	Lift	8	16 ' 00 "	118	10	21.9	Lift	5	24 ' 00 "	112	8	23.1	Lift	4	27 ' 00 "	105	3	24.6	540a	504a	122a	121a		
96D York Mills Stn – Carrier Dr & Westmore Dr	45.71													Lift	8	16 ' 00 "	124	4	22.1	Lift	5	24 ' 00 "	118	2	23.2												
96H Wilson Stn – Thistled. via Albion																																					
96S to Wilson Stn	25.86	Lift	2	30 ' 00 "	60	0	25.9	Lift	2	30 ' 00 "	60	0	25.9	Lift	2	30 ' 00 "	60	0	25.9	Lift	2	30 ' 00 "	60	0	25.9												
96C To Thistledown via Albion																																					
Combined/Average			9	10 ' 00 "					13	7 ' 47 "				18	6 ' 19 "					12	8 ' 34 "						8	13 ' 30 "									
<b>Sunday</b>		02-Sep-11																																			
		Sunday early morning							Sunday morning							Sunday afternoon							Sunday early evening							Sunday late evening							
96A York Mills Stn – Carrier Dr via Kipling and John Garland	43.63	Lift	2.5	45 ' 00 "	108	5	24.2	Lift	4	30 ' 00 "	116	4	22.6													Lift	2.5	45 ' 00 "	108	5	24.2	557a	526a	1135a	1207p		
96B York Mills Stn – Humberline & Albion Rd	43.05	Lift	2.5	45 ' 00 "	110	3	23.5	Lift	4	30 ' 00 "	118	2	21.9	Lift	4.5	30 ' 00 "	118	17	21.9	Lift	3	40 ' 00 "	110	10	23.5	Lift	2.5	45 ' 00 "	108	5	23.9	535a	547a	102a	113a		
96D York Mills Stn – Carrier Dr & Westmore Dr.	45.71													Lift	4.5	30 ' 00 "	123	12	22.3	Lift	3	40 ' 00 "	116	4	23.6												
96H Wilson Stn – Thistled. via Albion																																					
96S to Wilson Stn	25.86	Lift	2	30 ' 00 "	60	0	25.9	Lift	2	30 ' 00 "	60	0	25.9	Lift	2	30 ' 00 "	60	0	25.9																		
96C To Thistledown via Albion																																					
Combined/Average			7	12 ' 51 "					10	10 ' 00 "				11	10 ' 00 "					6	20 ' 00 "						5	22 ' 30 "									
		96C/H/K operates EB via Tandridge before 3:00pm and WB via Tandridge after 3:00 pm.																																			
<b>319 WILSON</b>		Arw																																			
<b>Overnight, 7 days a week</b>		26-Nov-06																																			
		Monday-Friday overnight							Saturday overnight							Sunday overnight																					
319 York Mills Stn – Martin Grove & Steeles	40.76	LF	3	30 ' 00 "	90	0	27.2	LF	3	30 ' 00 "	90	0	27.2	LF	3	30 ' 00 "	90	0	27.2																		



**TORONTO TRANSIT COMMISSION**

**SERVICE SUMMARY**

November 18, 2012 to January 5, 2013

Route	RT dist (km) and date of last change	Veh type	No. of Veh	Service interval	Run time (min)	Term time (min)	Avg spd (km/h)	Veh type	No. of Veh	Service interval	Run time (min)	Term time (min)	Avg spd (km/h)	Veh type	No. of Veh	Service interval	Run time (min)	Term time (min)	Avg spd (km/h)	Veh type	No. of Veh	Service interval	Run time (min)	Term time (min)	Avg spd (km/h)	Veh type	No. of Veh	Service interval	Run time (min)	Term time (min)	Avg spd (km/h)	First dep NB or WB	First dep SB or EB	Last dep NB or WB	Last dep SB or EB							
<b>91 WOODBINE</b>		Bir																																								
<b>Monday to Friday</b>	04-Sep-12	Monday-Friday morning peak period				Monday-Friday midday				Monday-Friday afternoon peak period				Monday-Friday early evening				Monday-Friday late evening																								
91 Woodbine Stn – Lawrence	15.39	LF	3.5	18 ' 00 "	54	9	17.1							LF	2.5	24 ' 00 "	52	8	17.8																							
91A Woodbine Stn – Parkview Hills	7.47	LF	1	30 ' 00 "	28	2	16.0	LF	1	23 ' 00 "	23	0	19.5	LF	1	30 ' 00 "	28	2	16.0	LF	1	30 ' 00 "	26	4	17.2	LF	1	20 ' 00 "	20	0	22.4											
91C Woodbine Stn – York Mills	23.98							LF	3	23 ' 00 "	69	0	20.9							LF	3	24 ' 00 "	62	10	23.2	LF	2	30 ' 00 "	58	2	24.8											
91F Woodbine Stn – York Mills via Railside	26.26	LF	4.5	18 ' 00 "	78	3	20.2							LF	3.5	24 ' 00 "	78	6	20.2																							
Combined/Average			9	6 ' 55 "				4	11 ' 30 "					7	8 ' 34 "					4	13 ' 20 "					3	12 ' 00 "															
<b>Saturday</b>	04-Aug-12	Saturday early morning				Saturday morning				Saturday afternoon				Saturday early evening				Saturday late evening																								
91A Woodbine Stn – Parkview Hills	7.47	LF	1	24 ' 00 "	24	0	18.7	LF	1	24 ' 00 "	24	0	18.7	LF	1	24 ' 00 "	24	0	18.7	LF	1	20 ' 00 "	20	0	22.4	LF	1	20 ' 00 "	20	0	22.4											
91C Woodbine Stn – York Mills	23.98	LF	3	20 ' 00 "	60	0	24.0	LF	3	20 ' 00 "	60	0	24.0	LF	3	20 ' 00 "	60	0	24.0	LF	3	20 ' 00 "	58	2	24.8	LF	2	30 ' 00 "	58	2	24.8											
Combined/Average			4	12 ' 00 "				4	10' 54 "					4	12 ' 00 "					4	10 ' 00 "					3	12 ' 00 "															
<b>Sunday</b>	29-Jul-12	Sunday morning				Sunday afternoon				Sunday early evening				Sunday late evening																												
91A Woodbine Stn – Parkview Hills	7.47							LF	1	24 ' 00 "	24	0	18.7	LF	1	24 ' 00 "	24	0	18.7	LF	1	20 ' 00 "	20	0	22.4	LF	1	20 ' 00 "	20	0	22.4											
91C Woodbine Stn – York Mills	23.98							LF	3	20 ' 00 "	60	0	24.0	LF	3	20 ' 00 "	60	0	24.0	LF	3	20 ' 00 "	58	2	24.8	LF	2	30 ' 00 "	58	2	24.8											
Combined/Average								4	12 ' 00 "					4	12 ' 00 "					4	12 ' 00 "					3	12 ' 00 "															

91C/F operates NB via Laurentide before noon, and operates NB via Valley Woods after noon  
 91F operates WB on Railside during morning peak period, and operates EB via Railside during afternoon peak period.

<b>92 WOODBINE SOUTH</b>		Bir																																									
<b>Monday to Friday</b>	09-Oct-12	Monday-Friday morning peak period				Monday-Friday midday				Monday-Friday afternoon peak period				Monday-Friday early evening				Monday-Friday late evening																									
92 Woodbine Stn – Lake Shore	5.79	LF	3	9 ' 00 "	27	0	12.9	LF	2	12 ' 00 "	20	4	17.4	LF	3	9 ' 00 "	27	0	12.9	LF	1	20 ' 00 "	20	0	17.4	LF	1	20 ' 00 "	20	0	17.4												
<b>Saturday</b>	13-Oct-12	Saturday early morning				Saturday morning				Saturday afternoon				Saturday early evening				Saturday late evening																									
92 Woodbine Stn – Lake Shore	5.79	LF	2	12 ' 00 "	20	4	17.4	LF	3	8 ' 00 "	20	4	17.4	LF	3	8 ' 00 "	24	0	14.5	LF	1	20 ' 00 "	20	0	17.4	LF	1	20 ' 00 "	20	0	17.4												
<b>Sunday</b>	07-Oct-12	Sunday morning				Sunday afternoon				Sunday early evening				Sunday late evening																													
92 Woodbine Stn – Lake Shore	5.79							LF	3	8 ' 00 "	20	4	17.4	LF	3	8 ' 00 "	24	0	14.5	LF	1	20 ' 00 "	20	0	17.4	LF	1	20 ' 00 "	20	0	17.4												



**TORONTO TRANSIT COMMISSION**

**SERVICE SUMMARY**

November 18, 2012 to January 5, 2013

Route	RT dist (km) and date of last change	Veh type	No. of Veh	Service interval	Run time (min)	Term time (min)	Avg spd (km/h)	Veh type	No. of Veh	Service interval	Run time (min)	Term time (min)	Avg spd (km/h)	Veh type	No. of Veh	Service interval	Run time (min)	Term time (min)	Avg spd (km/h)	Veh type	No. of Veh	Service interval	Run time (min)	Term time (min)	Avg spd (km/h)	Veh type	No. of Veh	Service interval	Run time (min)	Term time (min)	Avg spd (km/h)	First dep NB or WB	First dep SB or EB	Last dep NB or WB	Last dep SB or EB		
<b>97 YONGE</b>	Wil																																				
<b>Monday to Friday</b>	03-Jan-11		Monday-Friday morning peak period					Monday-Friday midday					Monday-Friday afternoon peak period					Monday-Friday early evening					Monday-Friday late evening														
97 Davisville Stn – Steeles	23.94													LF	2.5	30' 00"	75	0	19.2	LF	2.5	30' 00"	75	0	19.2	LF	2.5	30' 00"	75	0	19.2	700p	609p	1200a	1208a		
97A Davisville Stn – York Mills Stn via Yonge Blvd	12.92	LF	2	30' 00"	48	12	16.2							LF	2	30' 00"	48	12	16.2	LF	1.5	30' 00"	40	5	19.4	LF	1.5	30' 00"	40	5	19.4	545a	621a	915a	851a		
97B Queens Quay – Steeles	36.68	LF	5	30' 00"	150	0	14.7							LF	5	30' 00"	150	0	14.7																		
97C St Clair Stn – Steeles	26.02							LF	3	30' 00"	90	0	17.3																								
97D St Clair Stn – York Mills Stn via Yonge Blvd	15.21							LF	2	30' 00"	60	0	15.2																								
Combined/Average			7	15' 00"				5	15' 00"					7	15' 00"					4	15' 00"						4	15' 00"									
			97B operates via Yonge, Wellington, Bay, Queens Quay and Yonge					97B operates via Yonge, Queens Quay, Bay, Front and Yonge																													
<b>Saturday</b>	08-Jan-11		Saturday early morning					Saturday morning					Saturday afternoon					Saturday early evening					Saturday late evening														
97 Davisville Stn – Steeles	23.94	LF	2.5	30' 00"	75	0	19.2	LF	3	30' 00"	80	10	18.0	LF	3	30' 00"	80	10	18.0	LF	3	30' 00"	80	10	18.0	LF	2.5	30' 00"	75	0	19.2	545a	553a	1245a	1253a		
97A Davisville Stn – York Mills Stn via Yonge Blvd	12.92	LF	1.5	30' 00"	41	4	18.9	LF	2	30' 00"	46	14	16.9	LF	2	30' 00"	46	14	16.9	LF	2	30' 00"	46	14	16.9	LF	1.5	30' 00"	40	5	19.4	600a	555a	106a	121a		
Combined/Average			4	15' 00"				5	15' 00"					5	15' 00"					5	15' 00"						4	15' 00"									
<b>Sunday</b>	05-Sep-10		Sunday morning					Sunday afternoon					Sunday early evening					Sunday late evening																			
97 Davisville Stn – Steeles	23.94							LF	3	30' 00"	80	10	18.0	LF	3	30' 00"	80	10	18.0	LF	2.5	30' 00"	75	0	19.2	LF	2.5	30' 00"	75	0	19.2	900a	850a	1200a	1208a		
97A Davisville Stn – York Mills Stn via Yonge Blvd	12.92							LF	2	30' 00"	46	14	16.9	LF	2	30' 00"	46	14	16.9	LF	1.5	30' 00"	36	9	21.5	LF	1.5	30' 00"	40	5	19.4	915a	922a	1215a	1245a		
Combined/Average								5	15' 00"					5	15' 00"					4	15' 00"						4	15' 00"									
			Overnight service provided by 320 YONGE																																		
<b>1 YONGE-UNIVERSITY-SPADINA SUBWAY</b>	WilSub/Egl/MtD/Wil		Temporary late evening closure for tunnel liner replacement, Sunday to Friday. Trains replaced by buses north of Eglinton Station after approximately 12:30 a.m.																																		
<b>Monday to Friday</b>	04-Sep-12		Monday-Friday morning peak period					Monday-Friday midday					Monday-Friday afternoon peak period					Monday-Friday early evening					Monday-Friday late evening														
1 Finch Stn – Downsview Stn	60.45	6carHT	25	4' 42"	118	0	30.9	6carHT	32	3' 42"	118	0	30.7	6carHT	47	2' 31"	118	0	30.7	6carHT	30	3' 50"	115	0	31.6	6carHT	23	4' 52"	112	0	32.4	603a	540a	1141p	1215a		
1 Finch Stn – St Clair West Stn	45.06	6carHT	19	4' 42"	89	0	30.3																														
Gap Trains		6carHT	4	<b>Gap Trains</b>										<b>2 Gap Train</b>																							
1 Eglinton Stn – Downsview Stn	43.46																				6carHT	18	4' 52"	88	0	29.8									118a	128a	
1 Eglinton Stn – Finch Stn replacement bus	22.49																				LF	18	3' 00"	54	0	25.0								1213a	1208a	210a	150a
Combined/Average			48	2' 21"				32	3' 42"					49	2' 31"					30	3' 50"																
<b>Saturday</b>	06-Sep-08		Saturday early morning					Saturday morning					Saturday afternoon					Saturday early evening					Saturday late evening														
1 Finch Stn – Downsview Stn	60.45	6carHT	23	4' 52"	112	0	32.4	6carHT	28	4' 03"	113	0	32.0	6carHT	28	4' 03"	113	0	32.0	6carHT	23	4' 52"	112	0	32.4	6carHT	23	4' 52"	112	0	32.4	600a	557a	118a	116a		
<b>Sunday</b>	04-Sep-11		Sunday morning					Sunday afternoon					Sunday early evening					Sunday late evening																			
1 Finch Stn – Downsview Stn	60.45							6carHT	25	4' 30"	113	0	32.2	6carHT	25	4' 30"	113	0	32.2	6carHT	23	4' 52"	112	0	32.4	6carHT	23	4' 52"	112	0	32.4	900a	857a	1141p	1215a		
1 Eglinton Stn – Downsview Stn	43.46																				6carHT	18	4' 52"	88	0	29.8								118a	128a		
1 Eglinton Stn – Finch Stn replacement bus	22.49																				LF	12	4' 30"	54	0	25.0								1213a	1208a	210a	150a



**TORONTO TRANSIT COMMISSION**

**SERVICE SUMMARY**

November 18, 2012 to January 5, 2013

Route	RT dist (km) and date of last change	Veh type	No. of Veh	Service interval	Run time (min)	Term time (min)	Avg spd (km/h)	Veh type	No. of Veh	Service interval	Run time (min)	Term time (min)	Avg spd (km/h)	Veh type	No. of Veh	Service interval	Run time (min)	Term time (min)	Avg spd (km/h)	Veh type	No. of Veh	Service interval	Run time (min)	Term time (min)	Avg spd (km/h)	Veh type	No. of Veh	Service interval	Run time (min)	Term time (min)	Avg spd (km/h)	First dep NB or WB	First dep SB or EB	Last dep NB or WB	Last dep SB or EB
<b>320 YONGE</b>		Egl/MtD /Wil																																	
<b>Overnight, Monday to Friday</b>		07-Sep-10		Monday-Friday overnight 130a-330a				Monday-Friday overnight 330a-600a																											
320 Queens Quay – Steeles	35.97	LF	13	7' 00"	91	0	23.7	LF	6	15' 00"	90	0	24.0																						
320A Queens Quay – York Mills Stn	23.77	LF	9	7' 00"	63	0	22.6					6 15' 00"																							
				22 3' 30"												Additional service operates 500a to 600a																			
<b>Overnight, Saturday</b>		15-Oct-11		Saturday overnight 130a-330a				Saturday overnight 330a-600a																											
320 Queens Quay – Steeles	35.97	LF	10.5	8' 40"	91	0	23.7	LF	6	15' 00"	90	0	24.0																						
320A Queens Quay – York Mills Stn	23.99	LF	7.5	8' 40"	64	1	22.5					6 15' 00"																							
				18 4' 20"												Additional service operates 500a to 600a																			
<b>Overnight, Sunday</b>		02-Sep-12		Sunday overnight 130a-330a				Sunday overnight 330a-600a				Sunday morning 600a-900a																							
320 Queens Quay – Steeles	35.97	LF	6	15' 00"	90	0	24.0	LF	6	15' 00"	90	0	24.0	LF	16	6' 00"	96	0	22.5																
320A Queens Quay – York Mills Stn	23.99				6 15' 00"				6 15' 00"				LF	11	6' 00"	64	2	22.5																	
				6 15' 00"				6 15' 00"				27 3' 00"																							
<b>95 YORK MILLS</b>		Mal/Wil																																	
<b>Monday to Friday</b>		09-Oct-12		Monday-Friday morning peak period				Monday-Friday midday				Monday-Friday afternoon peak period				Monday-Friday early evening				Monday-Friday late evening															
95 York Mills Stn – Kingston Rd	42.82	LF	18	7' 30"	130	5	19.8	LF	7	17' 20"	116	6	22.2	LF	11	11' 00"	120	1	21.4	LF	8	13' 45"	108	2	23.8	LF	10	10' 00"	94	6	27.3	500a	550a	152a	151a
95A York Mills Stn – Victoria Pk	15.96	LF	8	7' 30"	54	6	17.7					LF	5	11' 00"	53	2	18.1					718a	646a	925a	853a										
95B York Mills Stn – U of T Scarborough	37.64								LF	6	17' 20"	103	1	21.9					LF	7	13' 45"	95	2	23.8					909a	915a	308p	245p			
95E York Mills Stn – of T Scarborough Express	37.64	LF	14	7' 30"	104	1	21.7					LF	9	11' 00"	99	0	22.8									650p	709p	950p	954p						
Combined/Average				40 2' 30"				13 8' 40"				25 3' 40"				15 6' 53"				10 10' 00"															
<b>Saturday</b>		18-Feb-12		Saturday early morning				Saturday morning				Saturday afternoon				Saturday early evening				Saturday late evening															
95 York Mills Stn – Kingston Rd	42.82	LF	11	10' 00"	108	2	23.8	LF	11	10' 00"	108	2	23.8	LF	13	8' 30"	108	3	23.8	LF	8	12' 30"	100	0	25.7	LF	6	15' 00"	90	0	28.5	605a	600a	130a	1245a
<b>Sunday</b>		07-Oct-12		Sunday early morning				Sunday morning				Sunday afternoon				Sunday early evening				Sunday late evening															
95 York Mills Stn – Kingston Rd	42.82	LF	10	11' 00"	105	5	24.5	LF	10	11' 00"	105	5	24.5	LF	11	10' 00"	105	5	24.5	LF	8	13' 00"	101	3	25.4	LF	5	18' 00"	90	0	28.5	736a	830a	122a	1250a
<b>321 YORK MILLS</b>		Mal																																	
<b>Overnight, 7 days a week</b>		02-Aug-09		Monday-Friday overnight				Saturday overnight				Sunday overnight																							
321 York Mills Stn – Finch via Neilson	48.28	LF	3	30' 00"	90	0	32.2	LF	3	30' 00"	90	0	32.2	LF	3	30' 00"	90	0	32.2																
<b>106 YORK UNIVERSITY</b>		Wil		Running time increase required for construction of the Toronto-York Spadina Subway expansion on Monday-Friday and Saturday.																															
<b>Monday to Friday</b>		04-Sep-12		Monday-Friday morning peak period				Monday-Friday midday				Monday-Friday afternoon peak period				Monday-Friday early evening				Monday-Friday late evening															
106 Downsview Stn – York University	18.07	LF	9	7' 00"	61	2	17.8	LF	6	10' 00"	57	3	19.0	LF	7	9' 30"	61	6	17.8	LF	4	15' 00"	57	3	19.0	LF	3	18' 00"	50	4	21.7	601a	545a	245a	215a
<b>Saturday</b>		08-Sep-12		Saturday early morning				Saturday morning				Saturday afternoon				Saturday early evening				Saturday late evening															
106 Downsview Stn – York University	18.07	LF	5	12' 00"	55	5	19.7	LF	5	12' 00"	57	3	19.0	LF	6	10' 00"	57	3	19.0	LF	4	12' 00"	45	3	24.1	LF	3	15' 00"	45	0	24.1	600a	600a	245a	215a
<b>Sunday</b>		07-Oct-12		Sunday morning				Sunday afternoon				Sunday early evening				Sunday late evening																			
106 Downsview Stn – York University	18.07				LF 4 15' 00" 50 10 21.7				LF 6 10' 00" 52 8 20.9				LF 3 15' 00" 45 0 24.1				LF 3 15' 00" 45 0 24.1				915a	845a	145a	1245a											



**SERVICE SUMMARY**

November 18, 2012 to January 5, 2013

Route	RT dist (km) and date of last change	Veh type	No. of Veh	Service interval	Run time (min)	Term time (min)	Avg spd (km/h)	Veh type	No. of Veh	Service interval	Run time (min)	Term time (min)	Avg spd (km/h)	Veh type	No. of Veh	Service interval	Run time (min)	Term time (min)	Avg spd (km/h)	Veh type	No. of Veh	Service interval	Run time (min)	Term time (min)	Avg spd (km/h)	Veh type	No. of Veh	Service interval	Run time (min)	Term time (min)	Avg spd (km/h)	First dep NB or WB	First dep SB or EB	Last dep NB or WB	Last dep SB or EB		
<b>196 YORK UNIVERSITY ROCKET</b>		Will Running time increase required for construction of the Toronto-York Spadina Subway expansion on Monday-Friday and Saturday.																																			
<b>Monday to Friday</b>		04-Sep-12 Monday-Friday morning peak period Monday-Friday midday Monday-Friday afternoon peak period Monday-Friday early evening Monday-Friday late evening																																			
196A Downsview Stn – York University Express		13.97	LF	20	2 ' 00 "	38	2	22.1	LF	18	2 ' 00 "	36	0	23.3	LF	19	2 ' 00 "	38	0	22.1	LF	12	3 ' 00 "	36	0	23.3	LF	3	11 ' 00 "	32	1	26.2	635a	633a	103a	121a	
196B Sheppard-Yonge Stn – York University, Express via Downsview Stn		23.49	LF	4	6 ' 00 "	60	4	23.5	LF	3	8 ' 00 "	58	2	24.3	LF	4	6 ' 00 "	59	3	23.9	LF	3	9 ' 00 "	58	5	24.3							700a	628a	1033p	1047p	
Combined/Average				24	2 ' 00 "					21	2 ' 00 "				23	2 ' 00 "					15	3 ' 00 "						3	11 ' 00 "								
		Every 3rd 196A operates as a 196B Every 4th 196A operates as a 196B Every 3rd 196A operates as a 196B Every 3rd 196A operates as a 196B																																			
		Buses operate Southbound on Sentinel before Noon, and Northbound on Sentinel after noon Monday to Friday.																																			
<b>Saturday</b>		31-Mar-12 Saturday early morning Saturday morning Saturday afternoon Saturday early evening Saturday late evening																																			
196A Downsview Stn – York University Express		13.32	LF	3	12 ' 00 "	34	2	23.5	LF	3	12 ' 00 "	34	2	23.5	LF	4	10 ' 00 "	36	4	22.2	LF	2	15 ' 00 "	30	0	26.6	LF	2	15 ' 00 "	30	0	26.6	645a	702a	215a	230a	
<b>Sunday</b>		02-Jan-11 Sunday morning Sunday afternoon Sunday early evening Sunday late evening																																			
196A Downsview Stn – York University Express		13.32							LF	2	15 ' 00 "	30	0	26.6	LF	2	15 ' 00 "	30	0	26.6	LF	2	15 ' 00 "	30	0	26.6	LF	2	15 ' 00 "	30	0	26.6	900a	845a	100a	115a	



**SERVICE SUMMARY**

November 18 to December 22, 2012

Summary of vehicles and trains in service

	MONDAY-FRIDAY						SATURDAY						SUNDAY					
	Morning	Midday	After-noon	Early Evening	Late Evening	Over-night	Early Morning	Morning	After-noon	Early Evening	Late Evening	Over-night	Early Morning	Morning	After-noon	Early Evening	Late Evening	Over-night
<b>BUSES</b>																		
<b>Arrow Road Garage</b>																		
12m lift-equipped buses	49	32	48	26	21	0	19	32	34	26	17	0	14	22	22	18	9	0
12m low-floor buses	189	112	177	95	60	9	67	108	110	90	51	9	46	90	91	70	42	9
Total, Arrow Road Garage	238	144	225	121	81	9	86	140	144	116	68	9	60	112	113	88	51	9
<b>Birchmount Garage</b>																		
12m low-floor buses	197	114	183	110	65	8	79	109	111	86	54	6	66	96	97	64	47	4
Total, Birchmount Garage	197	114	183	110	65	8	79	109	111	86	54	6	66	96	97	64	47	4
<b>Eglinton Garage</b>																		
12m low-floor buses	242	122	220	118	70	7	73	129	129	90	56	8	71	101	102	73	54	7
Total, Eglinton Garage	242	122	220	118	70	7	73	129	129	90	56	8	71	101	102	73	54	7
<b>Malvern Garage</b>																		
12m lift-equipped buses	132	51	112	55	33	1	26	53	53	35	19	1	29	47	47	27	23	1
12m low-floor buses	107	65	98	68	48	4	51	65	65	49	32	4	35	53	53	37	26	4
Total, Malvern Garage	239	116	210	123	81	5	77	118	118	84	51	5	64	100	100	64	49	5
<b>Mount Dennis Garage</b>																		
12m low-floor buses	238	135	211	119	80	7	88	146	147	96	65	5	76	116	116	76	52	5
Total, Mount Dennis	238	135	211	119	80	7	88	146	147	96	65	5	76	116	116	76	52	5
<b>Queensway Garage</b>																		
12m low-floor buses	133	81	130	65	44	3	51	73	74	57	36	3	42	59	63	49	32	3
Total, Queensway Garage	133	81	130	65	44	3	51	73	74	57	36	3	42	59	63	49	32	3
<b>Wilson Garage</b>																		
12m lift-equipped buses	53	40	55	30	19	0	26	50	51	33	14	0	11	33	33	16	9	0
12m low-floor buses	191	120	181	90	58	5	68	83	83	62	45	4	63	72	72	54	36	7
Total, Wilson Garage	244	160	236	120	77	5	94	133	134	95	59	4	74	105	105	70	45	7
<b>Total, BUSES</b>																		
12m lift-equipped buses	234	123	215	111	73	1	71	135	138	94	50	1	54	102	102	61	41	1
12m low-floor buses	1297	749	1200	665	425	43	477	713	719	530	339	39	399	587	594	423	289	39
Total, all buses	1531	872	1415	776	498	44	548	848	857	624	389	40	453	689	696	484	330	40

Notes:

**SERVICE OUTSIDE TORONTO**

Service is operated outside Toronto on the following routes:

160 BATHURST NORTH, 17 BIRCHMOUNT, 105 DUFFERIN NORTH, 37 ISLINGTON, 35 JANE, 107 KEELE NORTH, 58 MALTON, 102 MARKHAM RD, 129 MCCOWAN NORTH, 24 VICTORIA PARK, 224 VICTORIA PARK NORTH, 68 WARDEN and 165 WESTON RD NORTH.

Vehicle numbers include vehicles required for City and/or TTC construction.

	MONDAY-FRIDAY						SATURDAY						SUNDAY					
	Morning	Midday	After-noon	Early Evening	Late Evening	Over-night	Early Morning	Morning	After-noon	Early Evening	Late Evening	Over-night	Early Morning	Morning	After-noon	Early Evening	Late Evening	Over-night
<b>STREETCARS</b>																		
<b>Roncesvalles Carhouse</b>																		
CLRVs	80	59	81	49	32	2	34	63	63	38	31	2	27	47	47	32	25	2
ALRVs	24	15	20	15	12	2	12	20	20	18	10	2	7	15	15	9	8	2
Total, Roncesvalles Carhouse	104	74	101	64	44	4	46	83	83	56	41	4	34	62	62	41	33	4
<b>Russell Carhouse</b>																		
CLRVs	77	56	76	44	21	1	26	53	53	36	25	1	18	43	41	28	18	1
ALRVs	13	11	15	10	8	2	9	15	15	12	9	1	7	12	12	10	8	1
Total, Russell Carhouse	90	67	91	54	29	3	35	68	68	48	34	2	25	55	53	38	26	2
<b>Total, STREETCARS</b>																		
CLRVs	157	115	157	93	53	3	60	116	116	74	56	3	45	90	88	60	43	3
ALRVs	37	26	35	25	20	4	21	35	35	30	19	3	14	27	27	19	16	3
Total, all streetcars	194	141	192	118	73	7	81	151	151	104	75	6	59	117	115	79	59	6
<b>SUBWAY</b>																		
<b>Wilson Carhouse</b>																		
4-car subway trains	4	4	4	4	4	0	4	4	4	4	4	0	0	4	4	4	4	0
6-car subway trains	48	32	49	30	23	0	23	28	28	23	23	0	0	25	25	23	23	0
<b>Greenwood Carhouse</b>																		
6-car subway trains	43	27	40	25	20	0	20	20	21	20	20	0	0	20	20	20	20	0
<b>Total, SUBWAY TRAINS</b>																		
4-car subway trains	4	4	4	4	4	0	4	4	4	4	4	0	0	4	4	4	4	0
6-car subway trains	91	59	89	55	43	0	43	48	49	43	43	0	0	45	45	43	43	0
Total, all subway trains	95	63	93	59	47	0	47	52	53	47	47	0	0	49	49	47	47	0
<b>McCowan Carhouse</b>																		
4-car RT trains	6	4	6	4	4	0	4	4	4	4	4	0	0	4	4	4	4	0

**ARTICULATED STREETCARS (ALRVs)**

Monday to Friday ALRVs are used on 501 QUEEN, some morning peak-period runs on 504 KING

On Saturdays ALRVs are used on 501 QUEEN

On Sundays ALRVs are used on 501 QUEEN and, from May to August, on 511 BATHURST.



**Alphabetical list of routes, with route direction and operating division**

**BUSES** ☺

192 Airport Rocket	NS	Qsy
117 Alness	NS	Wil
99 Arrow Rd	NS	Arw
5 Avenue Rd	NS	Wil
61 Avenue Rd North	NS	Wil
7 Bathurst ☿	NS	Wil
160 Bathurst North ☿	NS	Wil
310 Bathurst ☿	NS	Wil
6 Bay	NS	MtD
11 Bayview	NS	Wil
9 Bellamy	NS	Bir
17 Birchmount	NS	Bir
49 Bloor West	EW	Qsy
300 Bloor-Danforth	EW	B/E/MtD/Q
21 Brimley	NS	Bir
8 Broadview	NS	Bir
50 Burnhamthorpe	EW	Qsy
120 Calvington	EW	Arw
126 Christie	NS	MtD
20 Cliffside	EW	Bir
87 Cosburn	EW	Bir
22 Coxwell	NS	Bir
322 Coxwell	NS	Bir
42 Cummer	EW	Wil
113 Danforth	EW	Bir
302 Danforth Rd-McCowan	NS	Bir
127 Davenport	EW	MtD
28 Davisville	EW	Wil
23 Dawes	NS	Bir
25 Don Mills	NS	Egl
303 Don Mills	NS	Egl
108 Downsview	EW	Arw
101 Downsview Park ✨	EW	Arw
142 Downtown/Avenue Rd Express	NS	Wil
143 Downtown/Beach Express	EW	Bir
144 Downtown/Don Valley Express	NS	Egl
145 Downtown/Humber Bay Express	NS	Qsy
141 Downtown/Mt Pleasant Express	NS	MtD
125 Drewry	EW	Wil
29 Dufferin ☿ †	NS	Wil
329 Dufferin ☿	NS	MtD/Wil
105 Dufferin North	NS	Wil
26 Dupont	EW	Qsy
111 East Mall	NS	Qsy
404 East York Community Bus	EW	W-T
34 Eglinton East	EW	Egl
305 Eglinton East	EW	Egl
32 Eglinton West	EW	MtD
307 Eglinton West	EW	MtD
405 Etobicoke Community Bus	EW	W-T
15 Evans	EW	Qsy
193 Exhibition Rocket ✨	NS	Wil

104 Faywood	NS	Wil
39 Finch East †	EW	Mal
308 Finch East	EW	Arw/Mal
36 Finch West ☿	EW	Arw
309 Finch West ☿	EW	Arw/Mal
139 Finch-Don Mills †	NS	Mal
199 Finch Rocket †	EW	Mal
100 Flemingdon Park	NS	Egl
33 Forest Hill	NS	Wil
135 Gerrard	EW	Bir
14 Glencairn	EW	MtD
122 Graydon Hall	EW	Wil
31 Greenwood	NS	Bir
38 Highland Creek	EW	Mal
191 Highway 27 Rocket	NS	Arw
169 Huntingwood	EW	Wil
37 Islington	NS	Arw
311 Islington	NS	Arw
110 Islington South	NS	Qsy
35 Jane ☿	NS	Arw
313 Jane ☿	NS	Arw
83 Jones	NS	Bir
40 Junction	EW	MtD
41 Keele	NS	MtD
107 Keele North †	NS	Wil
43 Kennedy	NS	Egl
12 Kingston Rd	EW	Bir
45 Kipling	NS	Qsy
44 Kipling South	NS	Qsy
30 Lambton	EW	Qsy
47 Lansdowne	NS	MtD
54 Lawrence East	EW	Egl
354 Lawrence East	EW	Egl
400 Lawrence Manor Community Bus	EW	W-T
52 Lawrence West	EW	MtD
352 Lawrence West	EW	MtD
162 Lawrence-Donway	EW	Wil
56 Leaside	NS	Wil
51 Leslie	NS	Wil
64 Main	NS	Bir
58 Malton	EW	MtD
59 Maple Leaf	EW	Arw
102 Markham Rd	NS	Bir
46 Martin Grove	NS	Arw
16 McCowan	NS	Bir
129 McCowan North	NS	Mal
130 Middlefield †	NS	Mal
57 Midland	NS	Bir
132 Milner	EW	Mal
116 Morningside	EW	Egl
62 Mortimer	EW	Bir
171 Mt Dennis	NS	MtD

74 Mt Pleasant	NS	Wil
103 Mt Pleasant North	NS	Wil
133 Neilson	NS	Mal
131 Nugget †	EW	Mal
70 O'Connor	EW	Egl
63 Ossington	NS	MtD
316 Ossington	NS	MtD/Wil
72 Pape	NS	Bir
402 Parkdale Community Bus	NS	W-T
65 Parliament	NS	Bir
67 Pharmacy	NS	Egl
167 Pharmacy North	NS	Bir
66 Prince Edward	NS	Qsy
134 Progress	NS	Mal
80 Queensway	EW	Qsy
109 Ranees	NS	Wil
48 Rathburn	EW	Qsy
161 Rogers Rd	EW	MtD
82 Rosedale	EW	Wil
73 Royal York	NS	Qsy
76 Royal York South	NS	Qsy
71 Runnymede	NS	MtD
86 Scarborough	EW	Egl
190 Scarborough Centre Rocket †	EW	Mal
79 Scarlett Rd	NS	MtD
85 Sheppard East	EW	Mal
385 Sheppard East	EW	Mal
84 Sheppard West	EW	Arw
75 Sherbourne ☿	NS	Wil
123 Shorncliffe	NS	Qsy
115 Silver Hills	EW	Wil
403 South Don Mills Community Bus	NS	W-T
88 South Leaside	EW	Wil
78 St Andrews	EW	Wil
312 St Clair	EW	Arw
53 Steeles East †	EW	Mal
353 Steeles East †	EW	Mal
60 Steeles West	EW	Arw
124 Sunnybrook	EW	Wil
77 Swansea	NS	MtD
168 Symington	NS	Qsy
81 Thorncliffe Park	NS	Bir
407 Toronto Rehab Centre Comm Link	EW	W-T
10 Van Horne	EW	Wil
90 Vaughan	NS	MtD
24 Victoria Park	NS	Bir
324 Victoria Park	NS	Bir
224 Victoria Park North	NS	Egl
68 Warden	NS	Egl
69 Warden South	NS	Bir
55 Warren Park	NS	MtD
94 Wellesley	EW	MtD

112 West Mall	NS	Qsy
89 Weston	NS	MtD
165 Weston Rd North †	EW	Arw
98 Willowdale-Senlac	EW	Wil
96 Wilson †	EW	Arw
319 Wilson	EW	Arw
91 Woodbine	NS	Bir
92 Woodbine South	NS	Bir
97 Yonge	NS	Wil
320 Yonge	NS	Egl/Wil/MtD
95 York Mills	EW	Mal/Wil
321 York Mills	EW	Mal
106 York University	NS	Wil
196 York University Rocket	NS	Wil

**STREETCARS**

511 Bathurst ☿	NS	Ron
506 Carlton ☿	EW	Ron/Rus
306 Carlton ☿	EW	Ron/Rus
502 Downtowner ☿	EW	Rus
505 Dundas ☿	EW	Ron/Rus
509 Harbourfront ☿	EW	Ron
504 King ☿	EW	Ron/Rus
503 Kingston Rd ☿	EW	Rus
508 Lake Shore ☿	EW	Ron
501 Queen ☿	EW	Ron/Rus
301 Queen ☿	EW	Ron/Rus
510 Spadina ☿	NS	Rus
512 St Clair ☿	EW	Ron

**RAPID TRANSIT** ☺

1 Yonge-University-Spadina Subway	NS	WilSub
2 Bloor-Danforth Subway	EW	DanSub
3 Scarborough RT	NS	DanSub
4 Sheppard Subway	EW	WilSub

- ☿ — Transit-priority traffic signals on route
- † — Accessible service using lift-equipped buses
- ✨ — Seasonal, special-event, or temporary construction service

☺ All bus routes are accessible, and use low-floor buses unless otherwise indicated  
 🚲 164 of 170 bus routes are bike rack equipped (all bus routes numbered 5 to 385)

**Numerical list of routes, with route direction and operating division**

**BUSES &**

5 Avenue Rd	NS	Wil
6 Bay	NS	MtD
7 Bathurst	NS	Wil
8 Broadview	NS	Bir
9 Bellamy	NS	Bir
10 Van Horne	EW	Wil
11 Bayview	NS	Wil
12 Kingston Rd	EW	Bir
14 Glencairn	EW	MtD
15 Evans	EW	Qsy
16 McCowan	NS	Bir
17 Birchmount	NS	Bir
20 Cliffside	EW	Bir
21 Brimley	NS	Bir
22 Coxwell	NS	Bir
23 Dawes	NS	Bir
24 Victoria Park	NS	Bir
25 Don Mills	NS	Egl
26 Dupont	EW	Qsy
28 Davisville	EW	Wil
29 Dufferin	NS	Wil
30 Lambton	EW	Qsy
31 Greenwood	NS	Bir
32 Eglinton West	EW	MtD
33 Forest Hill	NS	Wil
34 Eglinton East	EW	Egl
35 Jane	NS	Arw
36 Finch West	EW	Arw
37 Islington	NS	Arw
38 Highland Creek	EW	Mal
39 Finch East	EW	Mal
40 Junction	EW	MtD
41 Keele	NS	MtD
42 Cummer	EW	Wil
43 Kennedy	NS	Egl
44 Kipling South	NS	Qsy
45 Kipling	NS	Qsy
46 Martin Grove	NS	Arw
47 Lansdowne	NS	MtD
48 Rathburn	EW	Qsy
49 Bloor West	EW	Qsy
50 Burnhamthorpe	EW	Qsy
51 Leslie	NS	Wil
52 Lawrence West	EW	MtD
53 Steeles East	EW	Mal
54 Lawrence East	EW	Egl
55 Warren Park	NS	MtD
56 Leaside	NS	Wil
57 Midland	NS	Bir
58 Malton	EW	MtD

59 Maple Leaf	EW	Arw
60 Steeles West	EW	Arw
61 Avenue Rd North	NS	Wil
62 Mortimer	EW	Bir
63 Ossington	NS	MtD
64 Main	NS	Bir
65 Parliament	NS	Bir
66 Prince Edward	NS	Qsy
67 Pharmacy	NS	Egl
68 Warden	NS	Egl
69 Warden South	NS	Bir
70 O'Connor	EW	Egl
71 Runnymede	NS	MtD
72 Pape	NS	Bir
73 Royal York	NS	Qsy
74 Mt Pleasant	NS	Wil
75 Sherbourne	NS	Wil
76 Royal York South	NS	Qsy
77 Swansea	NS	MtD
78 St Andrews	EW	Wil
79 Scarlett Rd	NS	MtD
80 Queensway	EW	Qsy
81 Thorncliffe Park	NS	Bir
82 Rosedale	EW	Wil
83 Jones	NS	Bir
84 Sheppard West	EW	Arw
85 Sheppard East	EW	Mal
86 Scarborough	EW	Egl
87 Cosburn	EW	Bir
88 South Leaside	EW	Wil
89 Weston	NS	MtD
90 Vaughan	NS	MtD
91 Woodbine	NS	Bir
92 Woodbine South	NS	Bir
94 Wellesley	EW	MtD
95 York Mills	EW	Mal/Wil
96 Wilson	EW	Arw
97 Yonge	NS	Wil
98 Willowdale-Senlac	EW	Wil
99 Arrow Rd	NS	Arw
100 Flemingdon Park	NS	Egl
101 Downsview Park	EW	Arw
102 Markham Rd	NS	Bir
103 Mt Pleasant North	NS	Wil
104 Faywood	NS	Wil
105 Dufferin North	NS	Wil
106 York University	NS	Wil
107 Keele North	NS	Wil
108 Downsview	EW	Arw
109 Ranee	NS	Wil
110 Islington South	NS	Qsy

111 East Mall	NS	Qsy
112 West Mall	NS	Qsy
113 Danforth	EW	Bir
115 Silver Hills	EW	Wil
116 Morningside	EW	Egl
117 Alness	NS	Wil
120 Calvington	EW	Arw
122 Graydon Hall	EW	Wil
123 Shorncliffe	NS	Qsy
124 Sunnybrook	EW	Wil
125 Drewry	EW	Wil
126 Christie	NS	MtD
127 Davenport	EW	MtD
129 McCowan North	NS	Mal
130 Middlefield	NS	Mal
131 Nugget	EW	Mal
132 Milner	EW	Mal
133 Neilson	NS	Mal
134 Progress	NS	Mal
135 Gerrard	EW	Bir
139 Finch-Don Mills	EW	Mal
141 Downtown/Mt Pleasant Express	NS	MtD
142 Downtown/Avenue Rd Express	NS	Wil
143 Downtown/Beach Express	EW	Bir
144 Downtown/Don Valley Express	NS	Egl
145 Downtown/Humber Bay Express	NS	Qsy
160 Bathurst North	NS	Wil
161 Rogers Rd	EW	MtD
162 Lawrence-Donway	EW	Wil
165 Weston Rd North	EW	Arw
167 Pharmacy North	NS	Bir
168 Symington	NS	Qsy
169 Huntingwood	EW	Wil
171 Mt Dennis	NS	MtD
190 Scarborough Centre Rocket	EW	Mal
191 Highway 27 Rocket	NS	Arw
192 Airport Rocket	NS	Qsy
193 Exhibition Rocket	NS	Wil
196 York University Rocket	NS	Wil
199 Finch Rocket	EW	Mal
224 Victoria Park North	NS	Egl
300 Bloor-Danforth	EW	B/E/MtD/Q
302 Danforth Rd-McCowan	NS	Bir
303 Don Mills	NS	Egl
305 Eglinton East	EW	Egl
307 Eglinton West	EW	MtD
308 Finch East	EW	Arw/Mal
309 Finch West	EW	Arw/Mal
310 Bathurst	NS	Wil
311 Islington	NS	Arw
312 St Clair	EW	Arw

313 Jane	NS	Arw
316 Ossington	NS	MtD/Wil
319 Wilson	EW	Arw
320 Yonge	NS	Egl/Wil/MtD
321 York Mills	EW	Mal
322 Coxwell	NS	Bir
324 Victoria Park	NS	Bir
329 Dufferin	NS	MtD/Wil
352 Lawrence West	EW	MtD
353 Steeles East	EW	Mal
354 Lawrence East	EW	Egl
385 Sheppard East	EW	Mal
400 Lawrence Manor Community Bus	EW	W-T
402 Parkdale Community Bus	NS	W-T
403 South Don Mills Community Bus	NS	W-T
404 East York Community Bus	EW	W-T
405 Etobicoke Community Bus	EW	W-T
407 Toronto Rehab Centre Comm Link	EW	W-T

**STREETCARS**

301 Queen	EW	Ron/Rus
306 Carlton	EW	Ron/Rus
501 Queen	EW	Ron/Rus
502 Downtowner	EW	Rus
503 Kingston Rd	EW	Rus
504 King	EW	Ron/Rus
505 Dundas	EW	Ron/Rus
506 Carlton	EW	Ron/Rus
508 Lake Shore	EW	Ron
509 Harbourfront	EW	Ron
510 Spadina	NS	Rus
511 Bathurst	NS	Ron
512 St Clair	EW	Ron

**RAPID TRANSIT &**

1 Yonge-University-Spadina Subway	NS	WilSub
2 Bloor-Danforth Subway	EW	DanSub
3 Scarborough RT	NS	DanSub
4 Sheppard Subway	EW	WilSub

- ⚡ — Transit-priority traffic signals on route
- ♿ — Accessible service using lift-equipped buses
- ✳ — Seasonal, special-event, or temporary construction service

♿ All bus routes are accessible, and use low-floor buses unless otherwise indicated  
 🚲 164 of 170 bus routes are bike rack equipped (all bus routes numbered 5 to 385)

# List of routes by operating division, September 2012

## ARROW ROAD DIVISION ㄨ ㄨ ㄨ ㄨ

99 Arrow Rd.....	NS.....	Arw
120 Calvington.....	EW.....	Arw
108 Downsview.....	EW.....	Arw
101 Downsview Park ㄨ.....	EW.....	Arw
36 Finch West ㄨ.....	EW.....	Arw
308 Finch East.....	EW.....	Arw/Mal
309 Finch West ㄨ.....	EW.....	Arw/Mal
191 Highway 27 Rocket.....	NS.....	Arw
37 Islington.....	NS.....	Arw
311 Islington.....	NS.....	Arw
35 Jane ㄨ.....	NS.....	Arw
313 Jane ㄨ.....	NS.....	Arw
59 Maple Leaf.....	EW.....	Arw
46 Martin Grove.....	NS.....	Arw
84 Sheppard West.....	EW.....	Arw
312 St Clair.....	EW.....	Arw
60 Steeles West.....	EW.....	Arw
165 Weston Rd North ㄨ.....	EW.....	Arw
96 Wilson ㄨ.....	EW.....	Arw
319 Wilson.....	EW.....	Arw

## BIRCHMOUNT DIVISION ㄨ ㄨ

9 Bellamy.....	NS.....	Bir
17 Birchmount.....	NS.....	Bir
300 Bloor-Danforth.....	EW.. B/E/MtD/Q	
21 Brimley.....	NS.....	Bir
8 Broadview.....	NS.....	Bir
20 Cliffside.....	EW.....	Bir
87 Cosburn.....	EW.....	Bir
22 Coxwell.....	NS.....	Bir
322 Coxwell.....	NS.....	Bir
113 Danforth.....	EW.....	Bir
302 Danforth Rd-McCowan.....	NS.....	Bir
23 Dawes.....	NS.....	Bir
143 Downtown/Beach Express.....	EW.....	Bir
135 Gerrard.....	EW.....	Bir
31 Greenwood.....	NS.....	Bir
83 Jones.....	NS.....	Bir
12 Kingston Rd.....	EW.....	Bir
64 Main.....	NS.....	Bir
102 Markham Rd.....	NS.....	Bir
16 McCowan.....	NS.....	Bir
57 Midland.....	NS.....	Bir
62 Mortimer.....	EW.....	Bir
72 Pape.....	NS.....	Bir
65 Parliament.....	NS.....	Bir
167 Pharmacy North.....	NS.....	Bir
81 Thorncliffe Park.....	NS.....	Bir
24 Victoria Park.....	NS.....	Bir
324 Victoria Park.....	NS.....	Bir
69 Warden South.....	NS.....	Bir
91 Woodbine.....	NS.....	Bir
92 Woodbine South.....	NS.....	Bir

## DANFORTH DIVISION ㄨ

2 Bloor-Danforth Subway.....	EW.....	DanSub
------------------------------	---------	--------

3 Scarborough RT.....	NS.....	DanSub
-----------------------	---------	--------

## EGLINTON DIVISION ㄨ ㄨ

300 Bloor-Danforth.....	EW.. B/E/MtD/Q	
25 Don Mills.....	NS.....	Egl
303 Don Mills.....	NS.....	Egl
144 Downtown/Don Valley Express.....	NS.....	Egl
34 Eglinton East.....	EW.....	Egl
305 Eglinton East.....	EW.....	Egl
100 Flemingdon Park.....	NS.....	Egl
43 Kennedy.....	NS.....	Egl
54 Lawrence East.....	EW.....	Egl
354 Lawrence East.....	EW.....	Egl
116 Morningside.....	EW.....	Egl
70 O'Connor.....	EW.....	Egl
67 Pharmacy.....	NS.....	Egl
86 Scarborough.....	EW.....	Egl
224 Victoria Park North.....	NS.....	Egl
68 Warden.....	NS.....	Egl
320 Yonge.....	NS.. Egl/Wil/MtD	

## MALVERN DIVISION ㄨ ㄨ ㄨ ㄨ

39 Finch East ㄨ.....	EW.....	Mal
308 Finch East.....	EW.....	Arw/Mal
309 Finch West ㄨ.....	EW.....	Arw/Mal
139 Finch-Don Mills ㄨ.....	EW.....	Mal
38 Highland Creek.....	EW.....	Mal
129 McCowan North.....	NS.....	Mal
130 Middlefield ㄨ.....	NS.....	Mal
132 Milner.....	EW.....	Mal
133 Neilson.....	NS.....	Mal
131 Nugget ㄨ.....	EW.....	Mal
134 Progress.....	NS.....	Mal
190 Scarborough Centre Rocket ㄨ.....	EW.....	Mal
199 Finch Rocket ㄨ.....	EW.....	Mal
85 Sheppard East.....	EW.....	Mal
385 Sheppard East.....	EW.....	Mal
53 Steeles East ㄨ.....	EW.....	Mal
353 Steeles East ㄨ.....	EW.....	Mal
95 York Mills.....	EW.....	Mal/Wil
321 York Mills.....	EW.....	Mal

## MOUNT DENNIS DIVISION ㄨ ㄨ

6 Bay.....	NS.....	MtD
300 Bloor-Danforth.....	EW.. B/E/MtD/Q	
126 Christie.....	NS.....	MtD
127 Davenport.....	EW.....	MtD
141 Downtown/Mt Pleasant Express.....	NS.....	MtD
329 Dufferin ㄨ.....	NS.....	MtD/Wil
32 Eglinton West.....	EW.....	MtD
307 Eglinton West.....	EW.....	MtD
14 Glencairn.....	EW.....	MtD
40 Junction.....	EW.....	MtD
41 Keele.....	NS.....	MtD
47 Lansdowne.....	NS.....	MtD
52 Lawrence West.....	EW.....	MtD
352 Lawrence West.....	EW.....	MtD

58 Malton.....	EW.....	MtD
171 Mt Dennis.....	NS.....	MtD
63 Ossington.....	NS.....	MtD
316 Ossington.....	NS.....	MtD/Wil
161 Rogers Rd.....	EW.....	MtD
71 Runnymede.....	NS.....	MtD
79 Scarlett Rd.....	NS.....	MtD
77 Swansea.....	NS.....	MtD
90 Vaughan.....	NS.....	MtD
55 Warren Park.....	NS.....	MtD
94 Wellesley.....	EW.....	MtD
89 Weston.....	NS.....	MtD
320 Yonge.....	NS.. Egl/Wil/MtD	

## QUEENSWAY DIVISION ㄨ ㄨ

192 Airport Rocket.....	NS.....	Qsy
49 Bloor West.....	EW.....	Qsy
300 Bloor-Danforth.....	EW.. B/E/MtD/Q	
50 Burnhamthorpe.....	EW.....	Qsy
145 Downtown/Humber Bay Express.....	NS.....	Qsy
26 Dupont.....	EW.....	Qsy
111 East Mall.....	NS.....	Qsy
15 Evans.....	EW.....	Qsy
110 Islington South.....	NS.....	Qsy
44 Kipling South.....	NS.....	Qsy
45 Kipling.....	NS.....	Qsy
30 Lambton.....	EW.....	Qsy
66 Prince Edward.....	NS.....	Qsy
80 Queensway.....	EW.....	Qsy
48 Rathburn.....	EW.....	Qsy
73 Royal York.....	NS.....	Qsy
76 Royal York South.....	NS.....	Qsy
123 Shorncliffe.....	NS.....	Qsy
168 Symington.....	NS.....	Qsy
112 West Mall.....	NS.....	Qsy

## RONCESVALLES DIVISION

511 Bathurst ㄨ.....	NS.....	Ron
506 Carlton ㄨ.....	EW.....	Ron/Rus
306 Carlton ㄨ.....	EW.....	Ron/Rus
505 Dundas ㄨ.....	EW.....	Ron/Rus
509 Harbourfront ㄨ.....	EW.....	Ron
504 King ㄨ.....	EW.....	Ron/Rus
508 Lake Shore ㄨ.....	EW.....	Ron
501 Queen ㄨ.....	EW.....	Ron/Rus
301 Queen ㄨ.....	EW.....	Ron/Rus
512 St Clair ㄨ.....	EW.....	Ron

## RUSSELL DIVISION

506 Carlton ㄨ.....	EW.....	Ron/Rus
306 Carlton ㄨ.....	EW.....	Ron/Rus
502 Downtowner ㄨ.....	EW.....	Rus
505 Dundas ㄨ.....	EW.....	Ron/Rus
504 King ㄨ.....	EW.....	Ron/Rus
503 Kingston Rd ㄨ.....	EW.....	Rus
501 Queen ㄨ.....	EW.....	Ron/Rus
301 Queen ㄨ.....	EW.....	Ron/Rus

510 Spadina ㄨ.....	NS.....	Rus
--------------------	---------	-----

## WILSON DIVISION — BUS ㄨ ㄨ ㄨ ㄨ

117 Alness.....	NS.....	Wil
5 Avenue Rd.....	NS.....	Wil
61 Avenue Rd North.....	NS.....	Wil
7 Bathurst ㄨ.....	NS.....	Wil
160 Bathurst North ㄨ.....	NS.....	Wil
310 Bathurst ㄨ.....	NS.....	Wil
11 Bayview.....	NS.....	Wil
42 Cummer.....	EW.....	Wil
28 Davisville.....	EW.....	Wil
142 Downtown/Avenue Rd Express.....	NS.....	Wil
125 Drewry.....	EW.....	Wil
29 Dufferin ㄨ.....	NS.....	Wil
105 Dufferin North.....	NS.....	Wil
329 Dufferin ㄨ.....	NS.....	MtD/Wil
193 Exhibition Rocket ㄨ.....	NS.....	Wil
104 Faywood.....	NS.....	Wil
33 Forest Hill.....	NS.....	Wil
122 Graydon Hall.....	EW.....	Wil
169 Huntingwood.....	EW.....	Wil
107 Keele North ㄨ.....	NS.....	Wil
162 Lawrence-Donway.....	EW.....	Wil
56 Leaside.....	NS.....	Wil
51 Leslie.....	NS.....	Wil
74 Mt Pleasant.....	NS.....	Wil
103 Mt Pleasant North.....	NS.....	Wil
316 Ossington.....	NS.....	MtD/Wil
109 Rane.....	NS.....	Wil
82 Rosedale.....	EW.....	Wil
75 Sherbourne ㄨ.....	NS.....	Wil
115 Silver Hills.....	EW.....	Wil
88 South Leaside.....	EW.....	Wil
78 St Andrews.....	EW.....	Wil
124 Sunnybrook.....	EW.....	Wil
10 Van Horne.....	EW.....	Wil
98 Willowdale-Senlac.....	EW.....	Wil
97 Yonge.....	NS.....	Wil
320 Yonge.....	NS.. Egl/Wil/MtD	
95 York Mills.....	EW.....	Mal/Wil
106 York University.....	NS.....	Wil
196 York University Rocket.....	NS.....	Wil

## WILSON DIVISION — SUBWAY ㄨ


















































1 Yonge-University-Spadina Subway.....	NS.....	WilSub
4 Sheppard Subway.....	EW.....	WilSub

## WHEEL-TRANS OPERATIONS ㄨ











404 East York Community Bus.....	EW.....	W-T
400 Lawrence Manor Community Bus.....	EW.....	W-T
402 Parkdale Community Bus.....	NS.....	W-T
403 South Don Mills Community Bus.....	NS.....	W-T
405 Etobicoke Community Bus.....	EW.....	W-T
407 Toronto Rehab Centre Comm Link.....	EW.....	W-T




































**List of rapid transit stations, with connecting routes**

**1 YONGE-UNIVERSITY-SPADINA SUBWAY**

Finch  & 	36, 39, 42, 53, 60, 97, 125, 199, GO buses, York Region Transit, VIVA, Brampton Transit
North York Centre  & 	97, GO buses
Sheppard-Yonge  & 	4, 84, 85, 97, 98, 196, GO buses
York Mills  & 	78, 95, 96, 97, 115, 122, 165, GO buses
Lawrence 	52, 97, 124, 162
Eglinton  & 	5, 32, 34, 51, 54, 56, 61, 97, 100, 103
Davisville  & 	11, 14, 28, 97
St Clair  & 	74, 88, 97, 512
Summerhill 	97
Rosedale 	82, 97
Bloor-Yonge  & 	2, 97
Wellesley  & 	94, 97
College 	97, 506
Dundas  & 	97, 505
Queen  & 	97, 141, 142, 143, 144, 501, 502
King 	97, 503, 504, 508
Union  & 	6, 72 ✱, 97, 503, 509, 510, GO trains/buses
St Andrew (King Street)  & 	503, 504, 508
Osgoode (Queen Street)  & 	141, 142, 143, 144, 501, 502
St Patrick (Dundas Street) 	142, 505
Queen's Park (College Street)  & 	5, 142, 506
Museum 	5, 94, 142
St George  & 	2, 26
Spadina * 	2, 127, 510
Dupont 	26, 127
St Clair West 	7, 33, 90, 126, 512
Eglinton West  & 	32, 63, 109
Glencairn 	14
Lawrence West  & 	52, 58, 59, 109, 400
Yorkdale 	47, 109, GO buses, York Region Transit
Wilson 	7, 29, 96, 104, 120, 160, 165
Downsview  &	84, 101 ✱, 105, 106, 107, 108, 117, 196, VIVA










**2 BLOOR-DANFORTH SUBWAY**

Kipling  & 	30, 44, 45, 46, 49, 111, 112, 123, 191, 192, GO trains
Islington 	37, 50, 110, Mississauga Transit
Royal York 	15, 48, 73, 76
Old Mill 	66
Jane  & 	26, 35, 55
Runnymede  & 	71, 77, 79
High Park 	30









Keele 	41, 80, 89
Dundas West  & 	40, 168, 193 ✱, 504, 505, GO trains
Lansdowne 	47
Dufferin 	29, 402
Ossington 	63, 94, 161
Christie 	126
Bathurst  & 	7, 511
Spadina  & * 	1, 127, 510
St George  & 	1, 26
Bay (Yorkville) 	6
Bloor-Yonge  & 	1, 97
Sherbourne 	75
Castle Frank  & 	65, 94
Broadview  & 	8, 62, 87, 100, 504, 505
Chester 	
Pape 	25, 72, 81
Donlands  & 	56, 83
Greenwood 	31
Coxwell 	22, 70
Woodbine 	91, 92
Main Street  & 	20, 23, 62, 64, 87, 113, 135, 506, GO trains
Victoria Park  & 	12, 24, 67, 404
Warden 	9, 16, 17, 68, 69, 70, 102, 135
Kennedy  & 	3, 12, 20, 21, 34, 43, 57, 86, 113, 116, 131, GO trains



\* No level access to 1 YONGE-UNIVERSITY-SPADINA subway platforms at Spadina Stn







**3 SCARBOROUGH RT**

Kennedy  & 	2, 12, 20, 21, 34, 43, 57, 86, 113, 116, 131, GO trains
Lawrence East  & 	54
Ellesmere 	95
Midland 	57
Scarborough Centre  & 	9, 16, 21, 38, 43, 129, 130, 131, 132, 133, 134, 169, 190, 199, GO buses
McCowan 	9, 134

















**4 SHEPPARD SUBWAY**







Sheppard-Yonge  & 	1, 84, 85, 97, 98, 196, GO buses
Bayview  & 	11, 85
Leslie  & 	51, 85, GO trains
Bessarion  & 	85

Don Mills  & 	10, 24, 25, 85, 139, 167, 169, 190, 224, York Region Transit, VIVA
---	--

510 SPADINA streetcar and 509 HARBOURFRONT streetcar	
Spadina 	2, 127, 510
Queens Quay (Ferry Docks) 	6, 97, 509, 510
Union  & 	1, 6, 72, 97, 503, 509, 510, GO trains/buses
Exhibition  & 	29, 509, 511, GO trains

**GO TRAIN STATIONS SERVED BY TTC**

Toronto – Union Station  & 	See Union Station
Long Branch 	110, 123, 501, 508, Mississauga Transit
Mimico 	76
Exhibition  & 	29, 509, 511
Danforth  & 	See Main Street Station
Scarborough  & 	9, 12, 16, 20, 102, 113
Eglinton 	9, 34, 86, 116
Guildwood  & 	86, 116
Rouge Hill  & 	38, 54, 85, Durham Region Transit
Malton  &	58, Mississauga Transit
Etobicoke North  &	37, 45, Mississauga Transit
Weston	52, 58, 59, 79, 89
Bloor	See Dundas West Station
Maple  &	107, York Region Transit
Rutherford  &	107, York Region Transit
York University  &	41
Old Cummer	39, 42, 51
Oriole  &	4, 10, 51, 85, 115, 169
Kipling	See Kipling Station
Mount Joy  &	102, York Region Transit
Markham  &	102, York Region Transit
Centennial  &	129, York Region Transit
Milliken  &	43, 53, 57, York Region Transit
Agincourt  &	43, 57, 85
Kennedy  &	See Kennedy Station

-  – Elevators to all levels
-  – Station fully accessible
-  &  – Level access to southbound platform (obstacles may exist at doors)
-  &  – Level access from street to accessible buses (obstacles may exist at doors)
- ✱ – Seasonal, special-event, or temporary construction service

Thirty-one of the TTC's 69 stations are accessible

Toronto Transit Commission  
**List of transit vehicles**

Type	Vehicle number series	Model	Vehicles in service	Garage/ Carhouse	Built	Seats	Length	Track Gauge	Accessible?	Air conditioned?	Fuel/ Propulsion	Manufacturer
Bus	1000-1149	Orion VII	150	Mal, MtD	2006	38	12 m	–	Low floor &	Yes	Diesel-electric	Orion Bus Industries
Bus	1200-1423	Orion VII “Next Gen”	224	Arw, MtD, Wil	2007-2008	36	12 m	–	Low floor &	Yes	Diesel-electric	Daimler Buses North America
Bus	1500-1689	Orion VII “Next Gen”	189	MtD	2008	36	12 m	–	Low floor &	Yes	Diesel-electric	Daimler Buses North America
Bus	1700-1829	Orion VII “Next Gen”	130	Mal, Wil	2009	36	12 m	–	Low floor &	Yes	Diesel-electric	Daimler Buses North America
Bus	7000-7134	Orion V	135	Mal	1996	36	12 m	–	Lift &H	Yes	Diesel	Orion Bus Industries
Bus	7200-7251	RTS	52	Arw	1998	39	12 m	–	Lift &H	Yes	Diesel	Nova Bus
Bus	7300-7350	D40LF	50	Qsy	1998-1999	35	12 m	–	Low floor &	Yes	Diesel	New Flyer Industries
Bus	7400-7882	Orion VII	482	Bir, Egl	2002-2005	38	12 m	–	Low floor &	Yes	Diesel	Orion Bus Industries
Bus	7900-7979	Orion VII	80	Arw, Qsy	2006	38	12 m	–	Low floor &	Yes	Diesel	Orion Bus Industries
Bus	8000-8099	Orion VII	100	Qsy	2007	38	12 m	–	Low floor &	Yes	Diesel	DaimlerChrysler CBNA
Bus	8100-8219	Orion VII “Next Gen”	120	Bir, Wil	2010	36	12 m	–	Low floor &	Yes	Diesel	Daimler Buses North America
Bus	8300-8396	Orion VII “Next Gen”	97	Wil	2011-2012	36	12 m	–	Low floor &	Yes	Diesel	Daimler Buses North America
Bus	9400-9449	Orion V	50	Wil	1996	37	12 m	–	Lift &H	Yes	Diesel	Orion Bus Industries
Bus	–	LFS Artic	<i>0 of 27<sup>1</sup></i>	–	<i>2013</i>	–	18 m	–	Low floor &	Yes	Diesel	Nova Bus
Community Bus	9700-9706	Orion II	7	W-T	1991	17	8 m	–	Low floor &	Yes	Diesel	Ontario Bus Industries
Wheel-Trans Bus	9751-9889	ELF	138 <sup>4</sup>	W-T	1999-2003	5	7 m	–	Low floor &	Yes	Diesel	Overland Custom Coach
Wheel-Trans Bus	W100-W209	The Friendly Bus	110 <sup>2</sup>	W-T	2009-2010	8	8 m	–	Low floor &	Yes	Diesel	American Bus Products Inc.
Streetcar	4000-4199	CLRV L-1, L-2	195	Ron, Rus	1977-1981	42-46	15 m	1495 mm	No	1 of 195	Electric	UTDC/SIG/Hawker Siddeley
Streetcar	4200-4251	ALRV L-3	52	Ron, Rus	1987-1989	61	23 m	1495 mm	No	No	Electric	UTDC/Can Car Rail
Streetcar	–	FLEXITY	<i>0 of 204<sup>1</sup></i>	–	<i>2012-2018</i>	70	30 m	1495 mm	Low floor &	Yes	Electric	Bombardier Inc.
Light rail car	–	FLEXITY	<i>0 of 183<sup>3</sup></i>	–	<i>2013-2020</i>	60	30 m	1435 mm	Low floor &	Yes	Electric	Bombardier Inc.
Rapid transit car	3000-3027	S-1	28	McCowan	1983-1986	30	13 m	1435 mm	Level boarding &	Yes	Electric	UTDC/Metro Canada Ltd.
Subway car	5000-5371	T-1	370	GrnSub/WilSub	1995-2001	66	23 m	1495 mm	Level boarding &	Yes	Electric	Bombardier Inc.
Subway car	5381-6076	Toronto Rocket	420 <sup>2</sup>	WilSub	<i>2009-2013</i>	60-68	23 m	1495 mm	Level boarding &	Yes	Electric	Bombardier Inc.
Subway car	5670-5807	H-5	134 <sup>4</sup>	WilSub	1976-1979	76	23 m	1495 mm	Level boarding &	Yes	Electric	Hawker Siddeley
Subway car	5810-5935	H-6	126	GrnSub	1986-1989	76	23 m	1495 mm	Level boarding &	Yes	Electric	UTDC/Can Car Rail

Updated October 12, 2012. Sources: *Bus Maintenance Department Active Bus Allocation and Vehicle Roster Lists – Surface Vehicle Engineering.*

Abbreviations

Arw .....	Arrow Road	GrnSub.....	Greenwood Subway	Qsy.....	Queensway	WilSub .....	Wilson Subway
Bir .....	Birchmount	Mal .....	Malvern	Ron.....	Roncesvalles	W-T .....	Wheel-Trans
Egl .....	Eglinton	MtD .....	Mount Dennis	Rus .....	Russell	Wil.....	Wilson Bus

“Vehicles in service” notes

1. Approved by Commission for future delivery.
2. Deliveries of new vehicles in progress.
3. Ordered by Metrolinx for future delivery.
4. Retirements of these vehicles in progress.