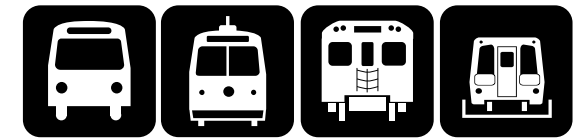




TORONTO TRANSIT COMMISSION



Service Summary

June 19, 2011
to
September 3, 2011

Available Online



SERVICE SUMMARY – Introduction

This is a summary of all transit service operated by the Toronto Transit Commission for the period indicated. All rapid transit, streetcar, bus, and community bus routes and services are listed. The summary identifies the routes, gives the names and destinations, the garage or carhouse from which the service is operated, the characteristics of the service, and the times of the first and last trips on each route. The headway operated on each route is shown, together with the combined or average headway on the route, if more than one branch is operated. The number and type of vehicles operated on the route are listed, as well as the round-trip driving time, the total terminal time, and the average speed of the route (driving time only, not including terminal time).

The first and last trip times shown are the departure times for the first or last trip which covers the entire branch. In some cases, earlier or later trips are operated which cover only part of the routing, and the times for these trips are not shown.

Additional notes are shown for routes which interline with other routes, which are temporarily operating over different routings, or which are temporarily operating with buses instead of streetcars.

Headways are shown in minutes and seconds. Running times and terminal times are shown in minutes. Distances are shown in kilometres, and speeds are shown in kilometres per hour.

The map on the cover is a current map of the TTC route network for the period covered by this summary.

At the end of the document is a summary of the number of vehicles and trains operated, by time period, a list of all TTC routes (in alphabetical order, in numerical order, and grouped by division), a list of all connections at rapid transit stations, and a list of transit vehicles.

This document is available on the ttc.ca Internet web site at:

http://www3.ttc.ca/About_the_TTC/Transit_planning.jsp

and on the internal TTC Intranet (TTC computers only) at:

<http://home.ttc/serviceplanning/> then "Route and System Information"

TTC board periods in 2011

January 2 to February 12, 2011

February 13 to March 26, 2011

March 27 to May 7, 2011

May 8 to June 18, 2011

June 19 to July 30, 2011

July 31 to September 3, 2011

September 4 to October 8, 2011

October 9 to November 19, 2011

November 20 to December 17, 2011

December 18 to December 31, 2011

Abbreviations

Avg spd..... Average speed (km/h)	NB	Northbound
Dep	SB	Southbound
RT	EB	Eastbound
Term	WB.....	Westbound
Veh type ... Vehicle type	&	Accessible service

Division abbreviations

Arw..... Arrow Road	Mal	Malvern	Rus	Russell
Bir	MtD	Mount Dennis	Wil	Wilson Bus
DanSub	Qsy	Queensway	WilSub	Wilson Subway
Egl	Ron.....	Roncesvalles	W-T	Wheel-Trans

Vehicle abbreviations

6carHT	Six-car train of H- or T-series 23-metre subway cars
4carT.....	Four-car train of T-series 23-metre subway cars
4carS.....	Four-car train of S-series 13-metre Scarborough RT cars
CLRV	15-metre high-floor streetcar (<i>Canadian Light Rail Vehicle</i>)
ALRV	Articulated 23-metre high-floor streetcar (<i>Articulated Light Rail Vehicle</i>)
LF	12-metre low-floor accessible bus (<i>New Flyer D40LF, Orion VII</i>)
Lift	12-metre high-floor lift-equipped accessible bus (<i>Orion V with lift and Nova RTS with lift</i>)
HF	12-metre high-floor bus (<i>GM "New Look," GM/MCI Classic, and Orion V</i>)
CB	8-metre low-floor accessible Community Bus (<i>Orion II</i>)
WT	7- or 8-metre low-floor accessible Wheel-Trans bus (<i>Elf, Friendly Bus</i>)

Time period definitions

Service is shown by time period. The approximate times for these periods are listed below. Some variation exists between routes, and these times should be used as a guide only.

MONDAY TO FRIDAY	SATURDAY and SUNDAY		
Morning peak period	600a to 900a	Early morning	600a to 800a
Midday	900a to 300p	Morning	800a to 1200noon
Afternoon peak period.....	300p to 700p	Afternoon	1200noon to 700p
Early evening	700p to 1000p	Early evening	700p to 1000p
Late evening	1000p to 100a	Late evening	1000p to 100a
Overnight.....	200a to 500a	Overnight	200a to 500a (900a Sundays)

Holiday service in 2011

New Year's Day, Saturday, Jan. 1, 2011 ...	Sunday service	Labour Day, Monday, September 5	Holiday service
Family Day, Monday, February 21	Holiday service	Thanksgiving Day, Monday, Oct. 10	Holiday service
Good Friday, Friday, April 22	Holiday service	Christmas Day, Sunday, Dec. 25	Sunday service
Victoria Day, Monday, May 23	Holiday service	Boxing Day, Monday, December 26	Holiday service
Canada Day, Friday, July 1	Holiday service	Tuesday, December 27, 2011	Saturday service
Simcoe Day, Monday, August 1	Holiday service	New Year's Day, Sunday, Jan. 1, 2012 ...	Sunday service

"Holiday service" means that routes which operate on Sundays will operate at the same levels of service as on Sundays, but service will start earlier in the morning, at about the same time as on Saturdays.



SERVICE SUMMARY

June 19 to September 3, 2011

Route	RT dist (km) and date of last change	Veh type	No. of Veh	Service interval	Run time (min)	Term time (min)	Avg spd (km/h)	Veh type	No. of Veh	Service interval	Run time (min)	Term time (min)	Avg spd (km/h)	Veh type	No. of Veh	Service interval	Run time (min)	Term time (min)	Avg spd (km/h)	Veh type	No. of Veh	Service interval	Run time (min)	Term time (min)	Avg spd (km/h)	Veh type	No. of Veh	Service interval	Run time (min)	Term time (min)	Avg spd (km/h)	First dep NB or WB	First dep SB or EB	Last dep NB or WB	Last dep SB or EB																																
RAPID TRANSIT SERVICES																																																																			
2 BLOOR-DANFORTH	DanSub																																																																		
Monday to Friday	20-Jun-10	Monday-Friday morning peak period										Monday-Friday midday					Monday-Friday afternoon peak period					Monday-Friday early evening					Monday-Friday late evening																																								
2 Kipling Stn – Kennedy Stn	52.46	6carHT	36	2' 48"	101	0	31.2	6carHT	24	4' 16"	102	0	30.8	6carHT	35	2' 52"	101	0	31.3	6carHT	24	4' 04"	98	0	32.3	6carHT	20	4' 52"	97	0	32.4	543a	541a	131a	131a																																
Saturday	19-May-07	Saturday early morning										Saturday morning					Saturday afternoon					Saturday early evening					Saturday late evening																																								
2 Kipling Stn – Kennedy Stn	52.46	6carHT	20	4' 52"	97	0	32.3	6carHT	20	4' 52"	97	0	32.3	6carHT	21	4' 43"	99	0	31.8	6carHT	20	4' 52"	97	0	32.3	6carHT	20	4' 52"	97	0	32.3	548a	548a	131a	131a																																
Sunday	13-May-07	Sunday morning										Sunday afternoon					Sunday early evening					Sunday late evening																																													
2 Kipling Stn – Kennedy Stn	52.46	6carHT	20	4' 52"	97	0	32.3	6carHT	20	4' 52"	97	0	32.3	6carHT	20	4' 52"	97	0	32.3	6carHT	20	4' 52"	97	0	32.3	6carHT	20	4' 52"	97	0	32.3	848a	848a	131a	131a																																
300 BLOOR-DANFORTH																																																																			
Overnight, 7 days a week	MtD/Bir/Egl/Qsy 10-May-09	Monday-Friday overnight										Saturday overnight					Sunday overnight					Sunday morning 600a-900a																																													
300 West Mall – Warden	50.95	LF	4	30' 00"	120	0	25.5	LF	4	30' 00"	120	0	25.5	LF	4	30' 00"	120	0	25.5	LF	9	13' 30"	120	1	25.5																																										
300A Pearson Airport – Warden	75.97	LF	5	30' 00"	150	0	30.4	LF	5	30' 00"	150	0	30.4	LF	5	30' 00"	150	0	30.4	LF	11	13' 30"	140	8	32.5																																										
Combined/Average			9		15' 00"		9			15' 00"		9			15' 00"		20								6' 45"																																										
3 SCARBOROUGH RT																																																																			
Monday to Friday	20-Jun-11	Monday-Friday morning peak period										Monday-Friday midday					Monday-Friday afternoon peak period					Monday-Friday early evening					Monday-Friday late evening																																								
3 Kennedy Stn – McCowan Stn	12.81	4carS	6	3' 50"	23	0	33.4	4carS	4	5' 45"	23	0	33.4	4carS	6	3' 50"	23	0	33.4	4carS	4	5' 45"	23	0	33.4	4carS	4	5' 45"	23	0	33.4	545a	601a	124a	135a																																
Saturday	25-Jun-11	Saturday early morning										Saturday morning					Saturday afternoon					Saturday early evening					Saturday late evening																																								
3 Kennedy Stn – McCowan Stn	12.81	4carS	4	5' 45"	23	0	33.4	4carS	4	5' 45"	23	0	33.4	4carS	4	5' 45"	23	0	33.4	4carS	4	5' 45"	23	0	33.4	4carS	4	5' 45"	23	0	33.4	550a	605a	124a	135a																																
Sunday	19-Jun-11	Sunday morning										Sunday afternoon					Sunday early evening					Sunday late evening																																													
3 Kennedy Stn – McCowan Stn	12.81	4carS	4	5' 45"	23	0	33.4	4carS	4	5' 45"	23	0	33.4	4carS	4	5' 45"	23	0	33.4	4carS	4	5' 45"	23	0	33.4	4carS	4	5' 45"	23	0	33.4	855a	907a	124a	135a																																
																																				McCowan to Kennedy is WB;		Kennedy to McCowan is EB																													
4 SHEPPARD SUBWAY																																																																			
Monday to Friday	25-Nov-02	Monday-Friday morning peak period										Monday-Friday midday					Monday-Friday afternoon peak period					Monday-Friday early evening					Monday-Friday late evening																																								
4 Sheppard-Yonge Stn – Don Mills Stn	10.94	4carT	4	5' 30"	22	0	29.8	4carT	4	5' 30"	22	0	29.8	4carT	4	5' 30"	22	0	29.8	4carT	4	5' 30"	22	0	29.8	4carT	4	5' 30"	22	0	29.8	531a	542a	225a	214a																																
Saturday	30-Nov-02	Saturday early morning										Saturday morning					Saturday afternoon					Saturday early evening					Saturday late evening																																								
4 Sheppard-Yonge Stn – Don Mills Stn	10.94	4carT	4	5' 30"	22	0	29.8	4carT	4	5' 30"	22	0	29.8	4carT	4	5' 30"	22	0	29.8	4carT	4	5' 30"	22	0	29.8	4carT	4	5' 30"	22	0	29.8	547a	558a	225a	214a																																
Sunday	24-Nov-02	Sunday morning										Sunday afternoon					Sunday early evening					Sunday late evening																																													
4 Sheppard-Yonge Stn – Don Mills Stn	10.94	4carT	4	5' 30"	22	0	29.8	4carT	4	5' 30"	22	0	29.8	4carT	4	5' 30"	22	0	29.8	4carT	4	5' 30"	22	0	29.8	4carT	4	5' 30"	22	0	29.8	849a	900a	225a	214a																																



TORONTO TRANSIT COMMISSION

SERVICE SUMMARY

June 19 to September 3, 2011

Route	RT dist (km) and date of last change	Veh type	No. of Veh	Service interval	Run time (min)	Term time (min)	Avg spd (km/h)	Veh type	No. of Veh	Service interval	Run time (min)	Term time (min)	Avg spd (km/h)	Veh type	No. of Veh	Service interval	Run time (min)	Term time (min)	Avg spd (km/h)	Veh type	No. of Veh	Service interval	Run time (min)	Term time (min)	Avg spd (km/h)	Veh type	No. of Veh	Service interval	Run time (min)	Term time (min)	Avg spd (km/h)	First dep NB or WB	First dep SB or EB	Last dep NB or WB	Last dep SB or EB																				
1 YONGE-UNIVERSITY-SPADINA SUBWAY &	WilSub/Egl/MtD/Wil	Temporary late evening closure for tunnel liner replacement, Sunday to Friday. Trains replaced by buses north of Eglinton Station after approximately 12:30 a.m.																																																					
Monday to Friday	20-Jun-11	Monday-Friday morning peak period						Monday-Friday midday						Monday-Friday afternoon peak period						Monday-Friday early evening						Monday-Friday late evening																													
1 Finch Stn – Downsview Stn	60.45	6carHT	25	4' 42"	118	0	30.9	6carHT	29	4' 04"	118	0	30.7	6carHT	47	2' 31"	118	0	30.7	6carHT	27	4' 15"	115	0	31.6	6carHT	23	4' 52"	112	0	32.4	603a	540a	1141p	1215a																				
1 Finch Stn – St Clair West Stn	45.06	6carHT	19	4' 42"	89	0	30.3																																																
Gap Trains		6carHT	2	Gap Trains																																																			
1 Eglinton Stn – Downsview Stn	43.46																															6carHT	18	4' 52"	88	0	29.8					118a	128a												
1 Eglinton Stn – Finch Stn replacement bus	22.49																															LF	18	3' 00"	54	0	25.0					1213a	1208a	210a	150a										
Combined/Average		46 2' 21"						29 4' 04"						48 2' 31"						27 4' 15"																																			
Saturday	06-Sep-08	Saturday early morning						Saturday morning						Saturday afternoon						Saturday early evening						Saturday late evening																													
1 Finch Stn – Downsview Stn	60.45	6carHT	23	4' 52"	112	0	32.4	6carHT	28	4' 03"	113	0	32.0	6carHT	28	4' 03"	113	0	32.0	6carHT	23	4' 52"	112	0	32.4	6carHT	23	4' 52"	112	0	32.4	600a	557a	118a	116a																				
Sunday	15-Feb-09	Sunday morning						Sunday afternoon						Sunday early evening						Sunday late evening																																			
1 Finch Stn – Downsview Stn	60.45	6carHT	23	4' 52"	112	0	32.4	6carHT	23	4' 52"	112	0	32.4	6carHT	23	4' 52"	112	0	32.4	6carHT	23	4' 52"	112	0	32.4	6carHT	23	4' 52"	112	0	32.4	900a	857a	1141p	1215a																				
1 Eglinton Stn – Downsview Stn	43.46																															6carHT	18	4' 52"	88	0	29.8					118a	128a												
1 Eglinton Stn – Finch Stn replacement bus	22.49																															LF	12	4' 30"	54	0	25.0					1213a	1208a	210a	150a										
Finch to Downsview is SB; Downsview to Finch is NB																																																							
320 YONGE &	Egl/MtD/Wil	Monday-Friday overnight 130a-330a																																																					
Overnight, Monday to Friday	07-Sep-10	Monday-Friday overnight 130a-330a						Monday-Friday overnight 330a-600a																																															
320 Queens Quay – Steeles	35.97	LF	13	7' 00"	91	0	23.7	LF	6	15' 00"	90	0	24.0																																										
320A Queens Quay – York Mills Stn	23.77	LF	9	7' 00"	63	0	22.6	6 15' 00"						Additional service operates 500a to 600a																																									
Combined/Average		22 3' 30"						6 15' 00"																																															
Overnight, Saturday	11-Sep-10	Saturday overnight 130a-330a						Saturday overnight 330a-600a																																															
320 Queens Quay – Steeles	35.97	LF	10.5	8' 40"	91	0	23.7	LF	6	15' 00"	90	0	24.0																																										
320A Queens Quay – York Mills Stn	23.99	LF	7.5	8' 40"	64	1	22.5	6 15' 00"						Additional service operates 500a to 600a																																									
Combined/Average		18 4' 20"						6 15' 00"																																															
Overnight, Sunday	05-Sep-10	Sunday overnight 130a-330a						Sunday overnight 330a-600a						Sunday morning 600a-900a																																									
320 Queens Quay – Steeles	35.97	LF	6	15' 00"	90	0	24.0	LF	6	15' 00"	90	0	24.0	LF	1	12' 00"	91	0	23.7																																				
320A Queens Quay – York Mills Stn	23.99	6 15' 00"						6 15' 00"						LF 16 4' 00" 64 0 22.5						LF 17 4' 00"						Every 3rd bus operates as a 320 to Steeles																													



TORONTO TRANSIT COMMISSION

SERVICE SUMMARY

June 19 to September 3, 2011

Table with 28 columns: Route, RT dist (km) and date of last change, Veh type, No. of Veh, Service interval, Run time (min), Term time (min), Avg spd (km/h), and 12 additional columns for vehicle types and times.

STREETCAR SERVICES

Table for 511 BATHURST service, including route description, dates, and vehicle schedules for Monday-Friday, Saturday, and Sunday.

Table for 506 CARLTON service, including route description, dates, and vehicle schedules for Monday-Friday, Saturday, and Sunday.

Table for 306 CARLTON service, including route description, dates, and vehicle schedules for Monday-Friday, Saturday, and Sunday.

Table for 502 DOWNTOWNER and 503 KINGSTON RD service, including route description, dates, and vehicle schedules for Monday-Friday, Saturday, and Sunday.

Table for 505 DUNDAS service, including route description, dates, and vehicle schedules for Monday-Friday, Saturday, and Sunday.



TORONTO TRANSIT COMMISSION

SERVICE SUMMARY

June 19 to September 3, 2011

Table with columns: Route, RT dist (km) and date of last change, Veh type, No. of Veh, Service interval, Run time (min), Term time (min), Avg spd (km/h). Rows include 509 HARBOURFRONT (Monday to Friday, Saturday, Sunday) and 504 KING.

June 19 to July 30, 2011 Temporary routing change - City of Toronto gas main replacement on Roncesvalles Avenue between Dundas St. and Queen St.. TTC track and overhead rehabilitation on King St between Queen St and Close Ave requires streetcar diversion via Shaw St and Queen St.

Table for 504 Roncesvalles & Queen - Broadview Stn. Columns: Monday-Friday morning peak period, Monday-Friday midday, Monday-Friday afternoon peak period, Monday-Friday early evening, Monday-Friday late evening. Includes combined/average row.

Table for 504 Roncesvalles & Queen - Broadview Stn. Columns: Saturday early morning, Saturday morning, Saturday afternoon, Saturday early evening, Saturday late evening.

Table for 504 Roncesvalles & Queen - Broadview Stn. Columns: Sunday early morning, Sunday morning, Sunday afternoon, Sunday early evening, Sunday late evening.

July 31 to September 3, 2011 Temporary routing change - TTC track and overhead rehabilitation continues on King St between Queen St and Close Ave requiring streetcar diversion via Shaw St and Queen St. Streetcar service on Roncesvalles Avenue is restored.

Table for 504 Dundas West Stn - Broadview Stn. Columns: Monday-Friday morning peak period, Monday-Friday midday, Monday-Friday afternoon peak period, Monday-Friday early evening, Monday-Friday late evening. Includes combined/average row.

Table for 504 Dundas West Stn - Broadview Stn. Columns: Saturday early morning, Saturday morning, Saturday afternoon, Saturday early evening, Saturday late evening.

Table for 504 Dundas West Stn - Broadview Stn. Columns: Sunday early morning, Sunday morning, Sunday afternoon, Sunday early evening, Sunday late evening.

Overnight service on Roncesvalles Avenue provided by 313 JANE and overnight service on Broadview Avenue provided by 303 DON MILLS



TORONTO TRANSIT COMMISSION

SERVICE SUMMARY

June 19 to September 3, 2011

Route	RT dist (km) and date of last change	Veh type	No. of Veh	Service interval	Run time (min)	Term time (min)	Avg spd (km/h)	Veh type	No. of Veh	Service interval	Run time (min)	Term time (min)	Avg spd (km/h)	Veh type	No. of Veh	Service interval	Run time (min)	Term time (min)	Avg spd (km/h)	Veh type	No. of Veh	Service interval	Run time (min)	Term time (min)	Avg spd (km/h)	Veh type	No. of Veh	Service interval	Run time (min)	Term time (min)	Avg spd (km/h)	First dep NB or WB	First dep SB or EB	Last dep NB or WB	Last dep SB or EB	
503 KINGSTON RD		Rus																																		
503 York – Victoria Park																																				
508 LAKE SHORE		Ron																																		
Monday to Friday	20-Jun-11																																			
508 Long Branch – Parliament	18.80	CLRV	3																																	
508 Church – Long Branch	17.40																																			
501 QUEEN		Ron/Rus																																		
Monday to Friday	03-Jan-11																																			
501 Long Branch – Neville Park	48.86	ALRV	18	10' 20"	180	6	16.3	ALRV	18	11' 00"	185	13	15.8	ALRV	18	11' 20"	190	14	15.4	ALRV	16	12' 00"	185	7	15.8	ALRV	8	20' 00"	160	0	18.3	510a	523a	1245a	1245a	
501 Humber – Neville Park	33.31	ALRV	13	10' 20"	130	5	15.4	ALRV	13	11' 00"	136	7	14.7	ALRV	13	11' 20"	138	10	14.5	ALRV	12	12' 00"	136	8	14.7	ALRV	6	20' 00"	116	4	17.2	457a	500a	1255a	1257a	
Combined/Average			31	5' 10"				31	5' 30"					31	5' 40"					28	6' 00"					14	10' 00"									
Saturday	27-Nov-10																																			
501 Long Branch – Neville Park	48.86	ALRV	11	15' 00"	155	10	18.9	ALRV	15	12' 30"	176	12	16.7	ALRV	23	8' 40"	188	12	15.6	ALRV	14	13' 00"	170	12	17.2	ALRV	9.5	18' 00"	160	11	18.3	457a	526a	1248a	1229a	
501 Humber – Neville Park	33.31	ALRV	8	15' 00"	110	10	18.2	ALRV	11	12' 30"	126	11	15.8	ALRV	17	8' 40"	136	12	14.7	ALRV	10	13' 00"	122	8	16.4	ALRV	6.5	18' 00"	115	2	17.4	521a	500a	1257a	100a	
Combined/Average			19	7' 30"				26	6' 15"					40	4' 20"					24	6' 30"					16	9' 00"									
Sunday	21-Nov-10																																			
501 Long Branch – Neville Park	48.86	ALRV	8	20' 00"	156	4	18.8	ALRV	11	16' 00"	166	10	17.7	ALRV	17	11' 00"	174	13	16.8	ALRV	10	18' 00"	170	10	17.2	ALRV	9	19' 00"	158	13	18.6	457a	526a	1242a	1239a	
501 Humber – Neville Park	33.31	ALRV	6	20' 00"	110	10	18.2	ALRV	8	16' 00"	120	8	16.7	ALRV	12	11' 00"	126	6	15.9	ALRV	7	18' 00"	122	4	16.4	ALRV	6	19' 00"	112	2	17.8	525a	505a	1251a	1252a	
Combined/Average			14	10' 00"				19	8' 00"					29	5' 30"					17	9' 00"					15	9' 30"									
301 QUEEN		Ron/Rus																																		
Overnight	21-Nov-10																																			
501 Long Branch – Neville Park	48.86	ALRV	5	30' 00"	140	10	20.9	ALRV	5	30' 00"	140	10	20.9	ALRV	5	30' 00"	140	10	20.9																	
512 ST CLAIR		Ron																																		
June 19 to July 30, 2011																																				
Monday to Friday	20-Jun-11																																			
512 Keele – St Clair Stn	13.99	CLRV	21	3' 00"	56	7	15.0	CLRV	11	6' 00"	56	10	15.0	CLRV	17	4' 00"	58	10	14.5	CLRV	10	6' 00"	56	4	15.0	CLRV	6	9' 00"	52	2	16.1	510a	500a	200a	150a	
Saturday	08-Jan-11																																			
512 Keele – St Clair Stn	13.99	CLRV	6	8' 40"	50	2	16.8	CLRV	13	4' 40"	56	5	15.0	CLRV	16	4' 00"	58	6	14.5	CLRV	8	7' 00"	54	2	15.5	CLRV	6	9' 00"	52	2	16.1	511a	500a	201a	150a	
Sunday	02-Jan-11																																			
512 Keele – St Clair Stn	13.99	CLRV	5	10' 00"	48	2	17.5	CLRV	8	7' 30"	56	4	15.0	CLRV	12	5' 15"	58	5	14.5	CLRV	7	8' 00"	54	2	15.5	CLRV	6	9' 00"	52	2	16.1	520a	457a	201a	151a	



SERVICE SUMMARY

June 19 to September 3, 2011

Route	RT dist (km) and date of last change	Veh type	No. of Veh	Service interval	Run time (min)	Term time (min)	Avg spd (km/h)	Veh type	No. of Veh	Service interval	Run time (min)	Term time (min)	Avg spd (km/h)	Veh type	No. of Veh	Service interval	Run time (min)	Term time (min)	Avg spd (km/h)	Veh type	No. of Veh	Service interval	Run time (min)	Term time (min)	Avg spd (km/h)	Veh type	No. of Veh	Service interval	Run time (min)	Term time (min)	Avg spd (km/h)	First dep NB or WB	First dep SB or EB	Last dep NB or WB	Last dep SB or EB					
ALL SERVICES																																								
192 AIRPORT ROCKET	Qsy																																							
Monday to Friday	20-Jun-11	Monday-Friday morning peak period							Monday-Friday midday							Monday-Friday afternoon peak period							Monday-Friday early evening							Monday-Friday late evening										
192 Kipling Stn – Pearson Airport	28.36	LF	6	8'00"	41	7	41.5	LF	6	8'00"	41	7	41.5	LF	6	8'00"	41	7	41.5	LF	5	9'00"	37	8	46.0	LF	2	20'00"	34	6	50.0	518a	540a	215a	201a					
After 12:00 Midnight																																								
Saturday	14-May-11	Saturday early morning							Saturday morning							Saturday afternoon							Saturday early evening							Saturday late evening										
192 Kipling Stn – Pearson Airport	28.36	LF	4	10'00"	36	4	47.3	LF	4	10'00"	36	4	47.3	LF	4	10'00"	36	4	47.3	LF	4	10'00"	36	4	47.3	LF	2	20'00"	34	6	50.0	518a	541a	215a	159a					
After 12:00 Midnight																																								
Sunday	08-May-11	Sunday morning							Sunday afternoon							Sunday early evening							Sunday late evening																	
192 Kipling Stn – Pearson Airport	28.36							LF	3	13'00"	34	5	50.0	LF	4	10'00"	36	4	47.3	LF	4	10'00"	36	4	47.3	LF	2	20'00"	34	6	50.0	800a	821a	215a	159a					
After 12:00 Midnight																																								
Overnight service to Pearson Airport provided by 300A BLOOR-DANFORTH																																								
117 ALNESS	Wil																																							
Monday to Friday	20-Jun-11	Monday-Friday morning peak period							Monday-Friday midday							Monday-Friday afternoon peak period																								
117 Downsview Stn – Steeles via Flint Rd and Alness	11.84	LF	4	10'00"	40	0	17.8							LF	4	12'00"	48	0	14.8																					
117A Downsview Stn – Steeles via Martin Ross and Alness	10.70							LF	2	20'00"	40	0	16.1																											
Operates WB via busway, NB via Alness in the AM peak and Midday. Operates SB via Alness and EB via busway in the PM peak.																																								
99 ARROW RD	Arw																																							
Monday to Friday	17-Feb-09	Monday-Friday morning peak period							Monday-Friday midday							Monday-Friday afternoon peak period							Monday-Friday early evening							Monday-Friday late evening										
99 Arrow Rd – Jane	8.00							LF	1	20'00"	20	0	24.0							LF	1	20'00"	20	0	24.0	LF	1	20'00"	20	0	24.0	400a	412a	540a	552a					
See 84A SHEPPARD WEST																																								
Operates WB via busway, NB via Alness in the AM peak and Midday. Operates SB via Alness and EB via busway in the PM peak.																																								
Saturday	02-Apr-05	Saturday early morning							Saturday morning							Saturday afternoon							Saturday early evening							Saturday late evening										
99 Arrow Rd – Jane	8.00	LF	1	20'00"	20	0	24.0	LF	1	20'00"	20	0	24.0	LF	1	20'00"	20	0	24.0	LF	1	20'00"	20	0	24.0	LF	1	20'00"	20	0	24.0	400a	412a	1042p	1054p					
Sunday	27-Mar-05	Sunday early morning							Sunday morning							Sunday afternoon							Sunday early evening							Sunday late evening										
99 Arrow Rd – Jane	8.00	LF	1	15'00"	15	0	32.0	LF	1	20'00"	20	0	24.0	LF	1	20'00"	20	0	24.0	LF	1	20'00"	20	0	24.0	LF	1	20'00"	20	0	24.0	400a	409a	1020p	1032p					
5 AVENUE RD	Wil																																							
Monday to Friday	09-May-11	Monday-Friday morning peak period							Monday-Friday midday							Monday-Friday afternoon peak period							Monday-Friday early evening																	
5 Eglinton Stn – Queen's Park	11.92	LF	4	12'00"	48	0	14.9							LF	3	16'00"	48	0	14.9	LF	1.5	30'00"	45	0	15.9															
5C Eglinton Stn – Gerrard	13.39							LF	2	30'00"	51	9	15.8																											
Alternates trips with 56 LEASIDE																																								
Saturday	14-May-11	Saturday early morning							Saturday morning							Saturday afternoon																								
5 Eglinton Stn – Queen's Park	11.92	LF	2	20'00"	40	0	17.9	LF	2	20'00"	40	0	17.9	LF	2	20'00"	40	0	17.9																					
Sunday	08-May-11	Sunday morning							Sunday afternoon																															
5 Eglinton Stn – Queen's Park	11.92							LF	1.5	30'00"	40	5	17.9	LF	1.5	30'00"	40	5	17.9																					
Alternates trips with 56 LEASIDE																																								



TORONTO TRANSIT COMMISSION

SERVICE SUMMARY

June 19 to September 3, 2011

Route	RT dist (km) and date of last change	Veh type	No. of Veh	Service interval	Run time (min)	Term time (min)	Avg spd (km/h)	Veh type	No. of Veh	Service interval	Run time (min)	Term time (min)	Avg spd (km/h)	Veh type	No. of Veh	Service interval	Run time (min)	Term time (min)	Avg spd (km/h)	Veh type	No. of Veh	Service interval	Run time (min)	Term time (min)	Avg spd (km/h)	Veh type	No. of Veh	Service interval	Run time (min)	Term time (min)	Avg spd (km/h)	First dep NB or WB	First dep SB or EB	Last dep NB or WB	Last dep SB or EB	
6 BAY & MTD Temporary change until 2013, due to TTC construction at Union Station requiring lane closures in the Front and Bay area.																																				
Monday to Friday	20-Jun-11	Monday-Friday morning peak period							Monday-Friday midday							Monday-Friday afternoon peak period							Monday-Friday early evening							Monday-Friday late evening						
6 Dupont – Queens Quay & Jarvis via Ferry Docks	11.49	LF	8	8 ' 30 "	61	7	11.3	LF	6	12 ' 00 "	70	2	9.8	LF	7	10 ' 20 "	70	3	9.9	LF	4	15 ' 00 "	60	0	11.5	LF	2	24 ' 00 "	48	0	14.4	535a	508a	119a	1255a	
6B Bloor (Davenport/Yonge) – Dundas	4.36	LF	3	8 ' 30 "	25	1	10.5							LF	3	10 ' 20 "	27	4	9.7													743a	730a	917a	904a	
Combined/Average			11	4 ' 15 "				6	12 ' 00 "					10	5 ' 10 "					4	15 ' 00 "					2	24 ' 00 "					310p	257p	619p	603p	
Saturday 19-Feb-11 Saturday early morning Saturday morning Saturday afternoon Saturday early evening Saturday late evening																																				
6 Dupont – Queens Quay & Jarvis via Ferry Docks	11.49	LF	2	30 ' 00 "	60	0	11.5	LF	5	15 ' 00 "	70	5	9.8	LF	5	15 ' 00 "	70	5	9.8	LF	3	17 ' 00 "	50	1	13.8	LF	2	24 ' 00 "	48	0	14.4	530a	507a	119a	1255a	
Sunday 08-May-11 Sunday early morning Sunday morning Sunday afternoon Sunday early evening																																				
6 Dupont – Queens Quay & Jarvis via Ferry Docks	11.49	LF	2	30 ' 00 "	60	0	11.5	LF	5	15 ' 00 "	70	5	9.8	LF	5	15 ' 00 "	70	5	9.8	LF	3	17 ' 00 "	50	1	13.8							530a	507a	1033p	1007p	
11 BAYVIEW & and 28 DAVISVILLE & Wtl																																				
Monday to Friday	20-Jun-11	Monday-Friday morning peak period							Monday-Friday midday							Monday-Friday afternoon peak period							Monday-Friday early evening							Monday-Friday late evening						
11 Davisville Stn – Steeles via Sunnybrook	28.36	LF	9	12 ' 45 "	112	3	15.2	LF	8	12 ' 00 "	91	5	18.7	LF	6	17 ' 30 "	104	1	16.4	LF	3.5	20 ' 00 "	70	0	24.3	LF	3	30 ' 00 "	66	24	25.8	518a	600a	109a	104a	
11C Davisville Stn – Sunnybrook	8.64													LF	1.5	20 ' 00 "	30	0	17.3	LF	1	30 ' 00 "	27	3	19.2							731p	747p	1255a	1239a	
28 Davisville Stn – Bayview	4.38	LF	2	12 ' 45 "	25	0	10.4							LF	2	17 ' 30 "	25	10	10.5													707a	720a	927a	915a	
Combined/Average			11	6 ' 23 "				8	12 ' 00 "					8	8 ' 45 "					5	10 ' 00 "					4	15 ' 00 "					350p	339p	610p	616p	
Saturday 25-Jun-11 Saturday early morning Saturday morning Saturday afternoon Saturday early evening Saturday late evening																																				
11 Davisville Stn – Steeles via Sunnybrook	28.36	LF	3.5	24 ' 00 "	77	7	22.1	LF	3.5	24 ' 00 "	80	4	21.3	LF	3.5	24 ' 00 "	80	4	21.3	LF	5	16 ' 00 "	80	0	21.3	LF	3	24 ' 00 "	66	6	25.8	617a	639a	106a	1251a	
11C Davisville Stn – Sunnybrook	8.64	LF	1.5	24 ' 00 "	27	9	19.2	LF	1.5	24 ' 00 "	36	0	14.4	LF	1.5	24 ' 00 "	36	0	14.4													535a	556a	543p	601p	
28A Davisville Stn – Brick Works	7.55	LF	1	30 ' 00 "	30	0	15.1	LF	1	30 ' 00 "	30	0	15.1	LF	1	30 ' 00 "	30	0	15.1													745a	730a	615p	600p	
Combined/Average			5	12 ' 00 "				6	8 ' 34 "					6	8 ' 34 "					5	16 ' 00 "					3	24 ' 00 "									
Sunday 19-Jun-11 Sunday early morning Sunday morning Sunday afternoon Sunday early evening Sunday late evening																																				
11 Davisville Stn – Steeles via Sunnybrook	28.36							LF	2	35 ' 00 "	70	0	24.3	LF	3.5	20 ' 00 "	70	0	24.3	LF	3.5	20 ' 00 "	70	0	24.3	LF	3	24 ' 00 "	66	6	25.8	730a	805a	106a	1251a	
11C Davisville Stn – Sunnybrook	8.64	LF	2	15 ' 00 "	30	0	17.3	LF	1	35 ' 00 "	30	5	17.3	LF	1.5	20 ' 00 "	30	0	17.3	LF	1.5	20 ' 00 "	30	0	17.3							550a	605a	1025p	1000p	
28A Davisville Stn – Brick Works	7.55	LF	1	30 ' 00 "	30	0	15.1	LF	1	30 ' 00 "	30	0	15.1	LF	1	30 ' 00 "	30	0	15.1													845a	830a	615p	600p	
Combined/Average								4	11 ' 03 "					6	7 ' 30 "					5	10 ' 00 "					3	24 ' 00 "									
9 BELLAMY & Bir																																				
Monday to Friday	20-Jun-11	Monday-Friday morning peak period							Monday-Friday midday							Monday-Friday afternoon peak period							Monday-Friday early evening													
9 Warden Stn – Scarborough Centre Stn	26.28	LF	4	18 ' 00 "	72	0	21.9	LF	3	21 ' 40 "	65	0	24.3	LF	4	18 ' 00 "	72	0	21.9	LF	2	30 ' 00 "	60	0	26.3							500a	513a	1000p	1000p	
Saturday 14-May-11 Saturday early morning Saturday morning Saturday afternoon Saturday early evening																																				
9 Warden Stn – Scarborough Centre Stn	26.28	LF	2	30 ' 00 "	60	0	26.3	LF	2	30 ' 00 "	60	0	26.3	LF	2	30 ' 00 "	60	0	26.3	LF	2	30 ' 00 "	60	0	26.3							630a	700a	1000p	1000p	
Sunday 08-May-11 Sunday morning Sunday afternoon																																				
9 Warden Stn – Scarborough Centre Stn	26.28							LF	2	30 ' 00 "	60	0	26.3	LF	2	30 ' 00 "	60	0	26.3													930a	1000a	700p	700p	



SERVICE SUMMARY

June 19 to September 3, 2011

Route	RT dist (km) and date of last change	Veh type	No. of Veh	Service interval	Run time (min)	Term time (min)	Avg spd (km/h)	Veh type	No. of Veh	Service interval	Run time (min)	Term time (min)	Avg spd (km/h)	Veh type	No. of Veh	Service interval	Run time (min)	Term time (min)	Avg spd (km/h)	Veh type	No. of Veh	Service interval	Run time (min)	Term time (min)	Avg spd (km/h)	Veh type	No. of Veh	Service interval	Run time (min)	Term time (min)	Avg spd (km/h)	First dep NB or WB	First dep SB or EB	Last dep NB or WB	Last dep SB or EB		
17 BIRCHMOUNT &	Egl	Service outside Toronto north of Steeles Avenue is provided under contract to York Region																																			
Monday to Friday	20-Jun-11	Monday-Friday morning peak period												Monday-Friday midday						Monday-Friday afternoon peak period						Monday-Friday early evening						Monday-Friday late evening					
17 Warden Stn – Steeles	27.37	LF	9	8 ' 15 "	74	1	22.3	LF	5	15 ' 30 "	78	0	21.2	LF	4	18 ' 45 "	75	0	21.9	LF	6	12 ' 00 "	72	0	22.8	LF	3	22 ' 00 "	66	0	24.9	557a	457a	107a	1250a		
17A Warden Stn – 14th Ave	32.57	LF	1	24 ' 45 "	96	4	20.4						LF	5	18 ' 45 "	91	2	21.4							LF	3	22 ' 00 "	66	0	24.9	514a	537a	621p	704p			
Combined/Average			10	8 ' 15 "				5	15 ' 30 "				9	9 ' 23 "						6	12 ' 00 "				3	22 ' 00 "											
		17 loops via Wintermute												17 loops via Wintermute																							
		Every 3rd 17 operates as a 17A																																			
Saturday	29-Nov-08	Saturday early morning												Saturday morning						Saturday afternoon						Saturday early evening						Saturday late evening					
17 Warden Stn – Steeles	27.37	LF	3	20 ' 00 "	60	0	27.4	LF	4	18 ' 00 "	72	0	22.8	LF	4	18 ' 00 "	72	0	22.8	LF	3	22 ' 00 "	66	0	24.9	LF	3	22 ' 00 "	66	0	24.9	518a	552a	105a	1250a		
Sunday	23-Nov-08	Sunday morning												Sunday afternoon						Sunday early evening						Sunday late evening											
17 Warden Stn – Steeles	27.37							LF	3	24 ' 00 "	72	0	22.8	LF	3	24 ' 00 "	72	0	22.8	LF	2	30 ' 00 "	60	0	27.4	LF	2	30 ' 00 "	60	0	27.4	832a	839a	100a	1230a		
2 BLOOR-DANFORTH &	DanSub																																				
Monday to Friday	07-Sep-10	Monday-Friday morning peak period												Monday-Friday midday						Monday-Friday afternoon peak period						Monday-Friday early evening						Monday-Friday late evening					
2 Kipling Stn – Kennedy Stn	52.46	6carHT	36	2 ' 48 "	101	0	31.2	6carHT	24	4 ' 16 "	102	0	30.8	6carHT	35	2 ' 52 "	101	0	31.3	6carHT	24	4 ' 04 "	98	0	32.3	6carHT	20	4 ' 52 "	97	0	32.4	543a	541a	131a	131a		
Saturday	19-May-07	Saturday early morning												Saturday morning						Saturday afternoon						Saturday early evening						Saturday late evening					
2 Kipling Stn – Kennedy Stn	52.46	6carHT	20	4 ' 52 "	97	0	32.3	6carHT	20	4 ' 52 "	97	0	32.3	6carHT	21	4 ' 43 "	99	0	31.8	6carHT	20	4 ' 52 "	97	0	32.3	6carHT	20	4 ' 52 "	97	0	32.3	549a	549a	131a	131a		
Sunday	13-May-07	Sunday morning												Sunday afternoon						Sunday early evening						Sunday late evening											
2 Kipling Stn – Kennedy Stn	52.46							6carHT	20	4 ' 52 "	97	0	32.3	6carHT	20	4 ' 52 "	97	0	32.3	6carHT	20	4 ' 52 "	97	0	32.3	6carHT	20	4 ' 52 "	97	0	32.3	849a	849a	131a	131a		
300 BLOOR-DANFORTH &	MTD/Birr/ Egl/Qsy																																				
Overnight, 7 days a week	10-May-09	Monday-Friday overnight												Saturday overnight						Sunday overnight						Sunday Morning											
300 West Mall – Warden	50.95	LF	4	30 ' 00 "	120	0	25.5	LF	4	30 ' 00 "	120	0	25.5	LF	4	30 ' 00 "	120	0	25.5	LF	9	13 ' 30 "	120	1	25.5												
300A Pearson Airport – Warden	75.97	LF	5	30 ' 00 "	150	0	30.4	LF	5	30 ' 00 "	150	0	30.4	LF	5	30 ' 00 "	150	0	30.4	LF	11	13 ' 30 "	140	8	32.5												
Combined/Average			9	15 ' 00 "				9	15 ' 00 "				9	15 ' 00 "						20	6 ' 45 "																
49 BLOOR WEST &	Qsy																																				
Monday to Friday	20-Jun-11	Monday-Friday morning peak period												Monday-Friday midday						Monday-Friday afternoon peak period						Monday-Friday early evening						Monday-Friday late evening					
49 Kipling Stn – Markland Wood	9.40	LF	3	10 ' 00 "	28	2	20.1	LF	2	15 ' 00 "	22	8	25.6	LF	3	10 ' 00 "	30	0	18.8	LF	2	15 ' 00 "	24	6	23.5	LF	1	30 ' 00 "	30	0	18.8	600a	540a	121a	131a		
Saturday	27-Nov-10	Saturday early morning												Saturday morning						Saturday afternoon						Saturday early evening						Saturday late evening					
49 Kipling Stn – Markland Wood	9.40	LF	1	24 ' 00 "	22	2	25.6	LF	1	24 ' 00 "	22	2	25.6	LF	1	24 ' 00 "	22	2	25.6	LF	1	30 ' 00 "	22	8	25.6	LF	1	30 ' 00 "	22	8	25.6	606a	545a	120a	130a		
Sunday	19-Jun-11	Sunday morning												Sunday afternoon						Sunday early evening						Sunday late evening											
49 Kipling Stn – Markland Wood	9.40							LF	0.8	30 ' 00 "	22	3	26.2	LF	0.8	30 ' 00 "	22	3	26.2	LF	1	30 ' 00 "	22	8	25.6	LF	1	30 ' 00 "	22	8	25.6	920a	900a	120a	130a		
		Alternates trips with 30B Lambton												Alternates trips with 30B Lambton																							

Overnight service east of West Mall provided by 300 BLOOR-DANFORTH



TORONTO TRANSIT COMMISSION

SERVICE SUMMARY

June 19 to September 3, 2011

Route	RT dist (km) and date of last change	Veh type	No. of Veh	Service interval	Run time (min)	Term time (min)	Avg spd (km/h)	Veh type	No. of Veh	Service interval	Run time (min)	Term time (min)	Avg spd (km/h)	Veh type	No. of Veh	Service interval	Run time (min)	Term time (min)	Avg spd (km/h)	Veh type	No. of Veh	Service interval	Run time (min)	Term time (min)	Avg spd (km/h)	Veh type	No. of Veh	Service interval	Run time (min)	Term time (min)	Avg spd (km/h)	First dep NB or WB	First dep SB or EB	Last dep NB or WB	Last dep SB or EB								
21 BRIMLEY &	Mal																																										
Monday to Friday	20-Jun-11			Monday-Friday morning peak period				Monday-Friday midday						Monday-Friday afternoon peak period						Monday-Friday early evening							Monday-Friday late evening																
21 Kennedy Stn – Steeles	27.49							LF	4	20'00"	80	0	20.6							LF	6	13'00"	76	2	21.7		LF	3	30'00"	76	14	21.7			900a	840a	100a	108a					
21A Kennedy Stn – Scarborough Centre Stn	13.24	LF	3	13'20"	40	0	19.9							LF	3	13'20"	40	0	20.1																		525a	505a	616p	623p			
21B Scarborough Centre Stn – Steeles	14.23	LF	5	8'00"	40	0	21.3							LF	4	10'00"	40	0	21.3																			537a	520a	636p	620p		
Combined/Average			8											7																													
Saturday	03-Apr-10			Saturday early morning				Saturday morning						Saturday afternoon						Saturday early evening						Saturday late evening																	
21 Kennedy Stn – Steeles	27.49	LF	3	30'00"	76	14	21.7	LF	4	20'00"	76	4	21.7	LF	5	16'00"	76	4	21.7	LF	4	20'00"	76	4	21.7	LF	3	30'00"	76	14	21.7			557a	640a	100a	105a						
Sunday	28-Mar-10			Sunday morning				Sunday afternoon						Sunday early evening						Sunday late evening																							
21 Kennedy Stn – Steeles	27.49	LF	3	30'00"	76	14	21.7	LF	3	30'00"	76	14	21.7	LF	4	20'00"	76	4	21.7	LF	3	30'00"	76	14	21.7	LF	3	30'00"	76	14	21.7			757a	810a	100a	105a						
8 BROADVIEW &	Bir																																										
Monday to Friday	24-Nov-08			Monday-Friday morning peak period				Monday-Friday midday						Monday-Friday afternoon peak period						Monday-Friday early evening						Monday-Friday late evening																	
8 Broadview Stn – Coxwell	8.38	LF	1	30'00"	30	0	16.8	LF	1	30'00"	30	0	16.8	LF	1	30'00"	30	0	16.8	LF	1	30'00"	30	0	16.8	LF	1	30'00"	24	6	21.0			630a	615a	1255a	115a						
Saturday	14-May-11			Saturday early morning				Saturday morning						Saturday afternoon						Saturday early evening																							
8 Broadview Stn – Coxwell	8.38	LF	1	30'00"	30	0	16.8	LF	1	30'00"	30	0	16.8	LF	1	30'00"	30	0	16.8	LF	1	30'00"	24	6	21.0													630a	615a	1003p	1015p		
Sunday	08-May-11			Sunday morning				Sunday afternoon						Sunday early evening																													
8 Broadview Stn – Coxwell	8.38	LF	1	30'00"	24	6	21.0	LF	1	30'00"	24	6	21.0	LF	1	30'00"	24	6	21.0	LF	1	30'00"	24	6	21.0														903a	845a	1003p	1015p	
50 BURNHAMTHORPE &	Qsy																																										
Monday to Friday	20-Jun-11			Monday-Friday morning peak period				Monday-Friday midday						Monday-Friday afternoon peak period						Monday-Friday early evening						Monday-Friday late evening																	
50 Islington Stn – Mill Rd	11.44	LF	4	10'00"	40	0	17.2	LF	2	20'00"	36	4	19.1	LF	3	13'00"	39	0	17.6	LF	2	15'00"	30	0	22.9	LF	1	30'00"	26	4	26.4			545a	530a	115a	100a						
Saturday	16-Oct-10			Saturday early morning				Saturday morning						Saturday afternoon						Saturday early evening						Saturday late evening																	
50 Islington Stn – Mill Rd	11.44	LF	2	15'00"	26	4	26.4	LF	2	20'00"	30	10	22.9	LF	2	20'00"	30	10	22.9	LF	1	30'00"	26	4	26.4	LF	1	30'00"	26	4	26.4			620a	620a	115a	100a						
Sunday	03-Jan-10			Sunday morning				Sunday afternoon						Sunday early evening						Sunday late evening																							
50 Islington Stn – Mill Rd	11.44	LF	2	17'30"	30	5	22.9	LF	2	17'30"	30	5	22.9	LF	1	30'00"	26	4	26.4	LF	1	30'00"	26	4	26.4	LF	1	30'00"	26	4	26.4			815a	830a	115a	100a						
120 CALVINGTON &	Arw																																										
Monday to Friday	09-May-11			Monday-Friday morning peak period				Monday-Friday midday						Monday-Friday afternoon peak period						Monday-Friday early evening																							
120 Wilson Stn – Sheppard & Jane via deHavilland	20.65	LF	2	30'00"	60	0	20.7	LF	2	30'00"	60	0	20.7	LF	2	30'00"	60	0	20.7	LF	2	30'00"	60	0	20.7															630a	603a	1000p	1000p
Saturday	14-May-11			Saturday early morning				Saturday morning						Saturday afternoon						Saturday early evening																							
120 Wilson Stn – Sheppard & Jane via deHavilland	20.65	LF	2	30'00"	60	0	20.7	LF	2	30'00"	60	0	20.7	LF	2	30'00"	60	0	20.7	LF	2	30'00"	60	0	20.7															630a	603a	1000p	1000p
Sunday	08-May-11			Sunday morning				Sunday afternoon						Sunday early evening																													
120 Wilson Stn – Sheppard & Jane via deHavilland	20.65	LF	2	30'00"	60	0	20.7	LF	2	30'00"	60	0	20.7	LF	2	30'00"	60	0	20.7	LF	2	30'00"	60	0	20.7															900a	833a	1000p	1000p



TORONTO TRANSIT COMMISSION

SERVICE SUMMARY

June 19 to September 3, 2011

Route	RT dist (km) and date of last change	Veh type	No. of Veh	Service interval	Run time (min)	Term time (min)	Avg spd (km/h)	Veh type	No. of Veh	Service interval	Run time (min)	Term time (min)	Avg spd (km/h)	Veh type	No. of Veh	Service interval	Run time (min)	Term time (min)	Avg spd (km/h)	Veh type	No. of Veh	Service interval	Run time (min)	Term time (min)	Avg spd (km/h)	Veh type	No. of Veh	Service interval	Run time (min)	Term time (min)	Avg spd (km/h)	First dep NB or WB	First dep SB or EB	Last dep NB or WB	Last dep SB or EB		
506 CARLTON	Ron/Rus	Temporary routing change due to TTC track rehabilitation of the Gerrard / Don Valley Bridge.																																			
Monday to Friday	20-Jun-11	Monday-Friday morning peak period							Monday-Friday midday							Monday-Friday afternoon peak period							Monday-Friday early evening							Monday-Friday late evening							
506 High Park – Main Street Stn	31.77	CLRV	35	4' 00"	137	3	13.9	CLRV	28	5' 00"	140	0	13.6	CLRV	29	5' 00"	143	2	13.3	CLRV	18	7' 45"	137	3	13.9	CLRV	13	10' 00"	126	4	15.1	530a	512a	1158p	100a		
Saturday	25-Jun-11	Saturday early morning							Saturday morning							Saturday afternoon							Saturday early evening							Saturday late evening							
506 High Park – Main Street Stn	31.77	CLRV	17	7' 10"	120	2	15.9	CLRV	21	6' 15"	130	2	14.7	CLRV	24	6' 00"	143	1	13.3	CLRV	16	8' 15"	130	2	14.7	CLRV	13	10' 00"	126	4	15.1	543a	515a	1158p	100a		
Sunday	19-Jun-11	Sunday early morning							Sunday morning							Sunday afternoon							Sunday early evening							Sunday late evening							
506 High Park – Main Street Stn	31.77	CLRV	11	10' 00"	110	0	17.3	CLRV	17	7' 00"	115	4	16.6	CLRV	21	6' 30"	135	2	14.1	CLRV	12	11' 00"	130	2	14.7	CLRV	11	11' 00"	119	2	16.0	530a	530a	1203a	100a		
306 CARLTON	Ron/Rus																																				
Overnight, 7 days a week	19-Jun-11	Monday-Friday overnight							Saturday overnight							Sunday overnight																					
306 Dundas West Stn – Main Street Stn	31.77	CLRV	4	30' 00"	110	10	17.3	CLRV	4	30' 00"	110	10	17.3	CLRV	4	30' 00"	110	10	17.3																		
126 CHRISTIE &	MtD																																				
Monday to Friday	04-Aug-09	Monday-Friday morning peak period							Monday-Friday midday							Monday-Friday afternoon peak period							Monday-Friday early evening							Monday-Friday late evening							
126 Christie Stn – St Clair West Stn	6.12	LF	2	15' 00"	30	0	12.2	LF	1	30' 00"	26	4	14.1	LF	2	15' 00"	30	0	12.2	LF	1	30' 00"	24	6	15.3	LF	1	30' 00"	24	6	15.3	600a	545a	100a	1245a		
Saturday	08-Aug-09	Saturday early morning							Saturday morning							Saturday afternoon							Saturday afternoon							Saturday afternoon							
126 Christie Stn – St Clair West Stn	6.12	LF	1	30' 00"	24	6	15.3	LF	1	30' 00"	26	4	14.1	LF	1	30' 00"	26	4	14.1	LF	1	30' 00"	24	6	15.3	LF	1	30' 00"	24	6	15.3	600a	545a	100a	1245a		
Sunday	02-Aug-09	Sunday morning							Sunday afternoon							Sunday afternoon							Sunday afternoon														
126 Christie Stn – St Clair West Stn	6.12								LF	1	30' 00"	24	6	15.3	LF	1	30' 00"	24	6	15.3	LF	1	30' 00"	24	6	15.3	LF	1	30' 00"	24	6	15.3	830a	845a	100a	1245a	
20 CLIFFSIDE &	Bir																																				
Monday to Friday	20-Jun-11	Monday-Friday morning peak period							Monday-Friday midday							Monday-Friday afternoon peak period							Monday-Friday early evening							Monday-Friday late evening							
20 Kennedy Stn – Main Street Stn	19.75	LF	5	13' 00"	65	0	18.2	LF	3	20' 00"	60	0	19.8	LF	4	16' 15"	65	0	18.2	LF	3	20' 00"	60	0	19.8	LF	1.5	30' 00"	48	1	24.7	520a	450a	100a	105a		
																												Alternates trips with 62 MORTIMER									
Saturday	14-May-11	Saturday early morning							Saturday morning							Saturday afternoon							Saturday early evening														
20 Kennedy Stn – Main Street Stn	19.75	LF	3	20' 00"	60	0	19.8	LF	4	18' 00"	65	7	18.2	LF	4	18' 00"	65	7	18.2	LF	2	30' 00"	60	0	19.8								530a	500a	1000p	1000p	
Sunday	08-May-11	Sunday morning							Sunday afternoon							Sunday early evening																					
20 Kennedy Stn – Main Street Stn	19.75								LF	3	20' 00"	60	0	19.8	LF	3	20' 00"	60	0	19.8	LF	1.65	30' 00"	48	1	24.6								907a	900a	1000p	1000p
																												Alternates trips with 62 MORTIMER									



SERVICE SUMMARY

June 19 to September 3, 2011

Route	RT dist (km) and date of last change	Veh type	No. of Veh	Service interval	Run time (min)	Term time (min)	Avg spd (km/h)	Veh type	No. of Veh	Service interval	Run time (min)	Term time (min)	Avg spd (km/h)	Veh type	No. of Veh	Service interval	Run time (min)	Term time (min)	Avg spd (km/h)	Veh type	No. of Veh	Service interval	Run time (min)	Term time (min)	Avg spd (km/h)	Veh type	No. of Veh	Service interval	Run time (min)	Term time (min)	Avg spd (km/h)	First dep NB or WB	First dep SB or EB	Last dep NB or WB	Last dep SB or EB						
25 DON MILLS &	Egl																																								
Monday to Friday	20-Jun-11		Monday-Friday morning peak period				Monday-Friday midday				Monday-Friday afternoon peak period				Monday-Friday early evening				Monday-Friday late evening																						
25 Pape Stn – Steeles	32.70	LF	28	4' 00"	108	4	18.2	LF	20	5' 15"	105	0	18.7	LF	29	3' 45"	108	1	18.2	LF	16	6' 00"	94	2	20.9	LF	7	12' 00"	84	0	23.4	440a	522a	149a	110a						
Saturday	23-Feb-08		Saturday early morning				Saturday morning				Saturday afternoon				Saturday early evening				Saturday late evening																						
25 Pape Stn – Steeles	32.70	LF	9	10' 00"	90	0	21.8	LF	19	5' 20"	100	2	19.7	LF	19	5' 20"	100	2	19.7	LF	9	10' 00"	84	6	23.4	LF	6	15' 00"	80	10	24.5	440a	520a	149a	110a						
Sunday	03-Sep-06		Sunday early morning				Sunday morning				Sunday afternoon				Sunday early evening				Sunday late evening																						
25 Pape Stn – Steeles	32.70	LF	3	30' 00"	90	0	21.8	LF	14	7' 00"	98	0	20.0	LF	17	6' 00"	98	4	20.0	LF	8	10' 00"	80	0	24.5	LF	6	15' 00"	80	10	24.5	440a	520a	149a	110a						
303 DON MILLS &	Egl																																								
Overnight, 7 days a week	04-Sep-05		Monday-Friday overnight				Saturday overnight				Sunday overnight																														
303 Steeles – Queen via Broadview	47.04	LF	3	30' 00"	90	0	31.4	LF	3	30' 00"	90	0	31.4	LF	3	30' 00"	90	0	31.4																						
108 DOWNSVIEW &	Arw																																								
Monday to Friday	20-Jun-11		Monday-Friday morning peak period				Monday-Friday midday				Monday-Friday afternoon peak period				Monday-Friday early evening				Monday-Friday late evening																						
108 Downsview Stn – Jane	16.91	LF	3.5	15' 00"	50	3	20.3	LF	2	24' 00"	43	5	23.6	LF	2.5	20' 00"	48	2	21.1	LF	4	11' 00"	43	1	23.6	LF	3	15' 00"	41	4	24.7	612a	545a	105a	106a						
108A Downsview Stn – Jane via Grandravine	15.26	LF	3.5	15' 00"	50	3	18.3	LF	2	24' 00"	43	5	21.3	LF	2.5	20' 00"	48	2	19.1																						
Combined/Average			7	7' 30"				4	12' 00"				5	10' 00"					4	11' 00"						3	15' 00"														
Saturday	03-Apr-10		Saturday early morning				Saturday morning				Saturday afternoon				Saturday early evening				Saturday late evening																						
108 Downsview Stn – Jane	16.91	LF	3	15' 00"	40	5	25.4	LF	4	12' 00"	43	5	23.6	LF	6	7' 30"	44	1	23.1	LF	2	22' 00"	40	4	25.4	LF	2	22' 00"	40	4	25.4	545a	615a	105a	105a						
Sunday	28-Mar-10		Sunday morning				Sunday afternoon				Sunday early evening				Sunday late evening																										
108 Downsview Stn – Jane	16.91							LF	3	15' 00"	40	5	25.4	LF	4	12' 00"	44	4	23.1	LF	2	22' 00"	40	4	25.4	LF	2	22' 00"	40	4	25.4	830a	825a	105a	105a						
101 DOWNSVIEW PARK &	Arw																																								
Monday to Friday	20-Jun-11		Monday-Friday morning peak period				Monday-Friday midday				Monday-Friday afternoon peak period				Monday-Friday early evening																										
101 Downsview Stn – Downsview Park	5.64	LF	1	20' 00"	20	0	16.9	LF	1	20' 00"	20	0	16.9	LF	1	20' 00"	20	0	16.9	LF	1	20' 00"	20	0	16.9																
Saturday	25-Jun-11		Saturday morning				Saturday afternoon				Saturday early evening																														
101 Downsview Stn – Downsview Park	5.64							LF	1	20' 00"	20	0	16.9	LF	1	20' 00"	20	0	16.9	LF	1	20' 00"	20	0	16.9																
Sunday	19-Jun-11		Sunday morning				Sunday afternoon				Sunday early evening																														
101 Downsview Stn – Downsview Park	5.64							LF	1	20' 00"	20	0	16.9	LF	1	20' 00"	20	0	16.9	LF	1	20' 00"	20	0	16.9																
142 DOWNTOWN/ AVENUE RD EXPRESS &	Wil																																								
Monday to Friday	21-Jun-10		Monday-Friday morning peak period				Monday-Friday afternoon peak period																																		
142 Downtown – Highway 401	24.41	LF	3	30' 00"	90	0	16.3						LF	3	30' 00"	90	0	16.3																							
143 DOWNTOWN/ BEACH EXPRESS &	Bir																																								
Monday to Friday	19-Oct-09		Monday-Friday morning peak period				Monday-Friday afternoon peak period																																		
143 Downtown – Neville Park	20.37	LF	3	Six WB trips				LF	2	Five EB trips																															
144 DOWNTOWN/ DON VALLEY EXPRESS &	Egl																																								
Monday to Friday	04-Jan-10		Monday-Friday morning peak period				Monday-Friday afternoon peak period																																		
144 Downtown – Wynford and Underhill	39.75							LF	4	Eight NB trips																															
144A Underhill – Downtown	41.02	LF	5	Five SB trips																																					
144B Wynford – Downtown	32.19	LF	4	Seven SB trips																																					
Combined/Average			9						4																																



SERVICE SUMMARY

June 19 to September 3, 2011

Route	RT dist (km) and date of last change	Veh type	No. of Veh	Service interval	Run time (min)	Term time (min)	Avg spd (km/h)	Veh type	No. of Veh	Service interval	Run time (min)	Term time (min)	Avg spd (km/h)	Veh type	No. of Veh	Service interval	Run time (min)	Term time (min)	Avg spd (km/h)	Veh type	No. of Veh	Service interval	Run time (min)	Term time (min)	Avg spd (km/h)	Veh type	No. of Veh	Service interval	Run time (min)	Term time (min)	Avg spd (km/h)	First dep NB or WB	First dep SB or EB	Last dep NB or WB	Last dep SB or EB																				
145 DOWNTOWN/ HUMBER BAY EXPRESS & Monday to Friday	Qsy 22-Nov-10			Monday-Friday morning peak period						Monday-Friday afternoon peak period																																													
145 Kipling – Downtown	28.81	LF		Three EB trips				LF		Three WB trips																																													
145A Royal York – Downtown	27.85	LF		Two EB trips				LF		Three WB trips																																													
Combined/Average			3						3																																														
141 DOWNTOWN/ MT PLEASANT EXPRESS Monday to Friday	MtD 19-Oct-09			Monday-Friday morning peak period						Monday-Friday afternoon peak period																																													
141 Downtown – Eglinton	20.12	HF	3	Four SB trips				HF	2	Two NB trips																																													
502 DOWNTOWNER and 503 KINGSTON RD Monday to Friday	Bir/Egl 20-Jun-11			Monday-Friday morning peak period						Monday-Friday midday																																													
502 McCaul – Victoria Park	18.76	HF	8	10 ' 30 "	84	0	13.4	HF	4	20 ' 00 "	80	0	14.1	HF	7	12 ' 00 "	84	0	13.4																																				
503 York – Victoria Park	17.94	HF	7	10 ' 30 "	72	2	15.0							HF	6	12 ' 00 "	72	0	15.0																																				
Combined/Average			15	5 ' 15 "					4	20 ' 00 "				13	6 ' 00 "																																								
				Evening and weekend service on Kingston Road provided by 22 COXWELL. Overnight service on Kingston Road provided by 322 COXWELL.																																																			
125 DREWRY & Monday to Friday	Wil 04-Jan-10			Monday-Friday morning peak period						Monday-Friday midday																																													
125 Finch Stn – Bathurst (Torresdale)	7.92	LF	4	8 ' 00 "	30	2	15.8	LF	1	30 ' 00 "	28	2	17.0	LF	3	10 ' 00 "	30	0	15.8	LF	2	15 ' 00 "	25	5	19.0	LF	1	30 ' 00 "	25	5	19.0																								
Saturday	09-Jan-10			Saturday early morning						Saturday morning																																													
125 Finch Stn – Bathurst (Torresdale)	7.92	LF	1	30 ' 00 "	25	5	19.0	LF	1	30 ' 00 "	28	2	17.0	LF	1	30 ' 00 "	28	2	17.0	LF	1	30 ' 00 "	25	5	19.0	LF	1	30 ' 00 "	25	5	19.0																								
Sunday	03-Jan-10									Sunday morning																																													
125 Finch Stn – Bathurst (Torresdale)	7.92							LF	1	30 ' 00 "	28	2	17.0	LF	1	30 ' 00 "	28	2	17.0	LF	1	30 ' 00 "	25	5	19.0	LF	1	30 ' 00 "	25	5	19.0																								

**TORONTO TRANSIT COMMISSION****SERVICE SUMMARY**

June 19 to September 3, 2011

Route	RT dist (km) and date of last change	Veh type	No. of Veh	Service interval	Run time (min)	Term time (min)	Avg spd (km/h)	Veh type	No. of Veh	Service interval	Run time (min)	Term time (min)	Avg spd (km/h)	Veh type	No. of Veh	Service interval	Run time (min)	Term time (min)	Avg spd (km/h)	Veh type	No. of Veh	Service interval	Run time (min)	Term time (min)	Avg spd (km/h)	Veh type	No. of Veh	Service interval	Run time (min)	Term time (min)	Avg spd (km/h)	First dep	First dep	Last dep	Last dep				
																																NB or WB	SB or EB	NB or WB	SB or EB				
29 DUFFERIN &	Wil	<i>Italicised branch names are for internal use only</i>																																					
Monday to Friday	09-May-11	Monday-Friday morning peak period				Monday-Friday midday				Monday-Friday afternoon peak period				Monday-Friday early evening				Monday-Friday late evening																					
<i>29 Wilson Stn–Exhibition (Dufferin Gate)</i>	24.48							Lift	13	7 ' 20 "	95	0	15.4							Lift	11	7 ' 30 "	81	2	17.8								820a	840a	302p	335p			
29 To Exhibition (Dufferin Gate)																																	539p	612p	1111p	1030p			
29 To Wilson Stn																																							
<i>29A Tycos Dr – Exhibition (Dufferin Gt)</i>	18.31	Lift	12	5 ' 15 "	61	2	17.4						Lift	13	6 ' 00 "	73	5	14.1															646a	646a	815a	847a			
29 To Exhibition (Dufferin Gate)																																	308p	349p	533p	614p			
29A To Tycos																																							
<i>29B Wilson Stn–Ontario Place</i>	27.04							Lift	7.5	14 ' 40 "	105	5	14.7	Lift	9	12 ' 00 "	105	3	15.0	Lift	6	15 ' 00 "	90	0	18.0	Lift	5.5	13 ' 00 "	70	2	22.7					938a	843a	142a	135a
29B To Ontario Place																																							
29 To Wilson Stn																																							
<i>29D Wilson Stn–Exhibition (Princes' Gt)</i>	28.36	Lift	19	5 ' 15 "	98	2	17.1	Lift	7.5	14 ' 40 "	105	5	15.5	Lift	9	12 ' 00 "	105	3	15.8	Lift	6	15 ' 00 "	90	0	18.9	Lift	5.5	13 ' 00 "	70	2	23.8					527a	445a	150a	115a
29D To Exhibition (Princes' Gate)																																							
29 To Wilson Stn																																							
Combined/Average			31	2 ' 37 "				28	3 ' 40 "				31	3 ' 00 "				23	3 ' 45 "				11	6 ' 30 "															
Saturday	14-May-11	Saturday early morning				Saturday morning				Saturday afternoon				Saturday early evening				Saturday late evening																					
<i>29 Wilson Stn–Exhibition (Dufferin Gate)</i>	24.48							Lift	14	7 ' 30 "	101	4	14.0	Lift	17	6 ' 00 "	101	1	14.4														853a	804a	738p	651p			
29 To Exhibition (Dufferin Gate)																																							
29 To Wilson Stn																																							
<i>29B Wilson Stn–Ontario Place</i>	27.04							Lift	7.5	15 ' 00 "	112	1	14.4	Lift	9.5	12 ' 00 "	112	2	14.2	Lift	6	14 ' 40 "	88	0	18.4	Lift	3.5	20 ' 00 "	70	0	23.2					911a	816a	145a	142a
29B To Ontario Place																																							
29 To Wilson Stn																																							
<i>29D Wilson Stn–Exhibition (Princes' Gt)</i>	28.36	Lift	13	6 ' 15 "	81	0	21.0	Lift	7.5	15 ' 00 "	112	1	15.1	Lift	9.5	12 ' 00 "	112	2	14.9	Lift	6	14 ' 40 "	88	0	19.3	Lift	3.5	20 ' 00 "	70	0	24.3					525a	500a	155a	120a
29D To Exhibition (Princes' Gate)																																							
29 To Wilson Stn																																							
Combined/Average			13	6 ' 15 "				29	3 ' 45 "				36	3 ' 00 "				12	7 ' 20 "				7	10 ' 00 "															
Sunday	08-May-11	Sunday early morning				Sunday morning				Sunday afternoon				Sunday early evening				Sunday late evening																					
<i>29 Wilson Stn–Exhibition (Dufferin Gate)</i>	24.48							Lift	10	9 ' 00 "	89	1	16.3	Lift	15	6 ' 20 "	89	6	15.5														903a	825a	744p	710p			
29 To Exhibition (Dufferin Gate)																																							
29 To Wilson Stn																																							
<i>29B Wilson Stn–Ontario Place</i>	27.04							Lift	6	18 ' 00 "	99	9	15.0	Lift	8	12 ' 40 "	99	3	16.0	Lift	4	20 ' 00 "	76	4	20.3	Lift	3.5	20 ' 00 "	70	0	23.2					926a	836a	145a	142a
29B To Ontario Place																																							
29 To Wilson Stn																																							
<i>29D Wilson Stn–Exhibition (Princes' Gt)</i>	28.36	Lift	7	10 ' 00 "	70	0	24.3	Lift	6.0	18 ' 00 "	99	9	15.8	Lift	8	12 ' 40 "	99	3	16.8	Lift	4	20 ' 00 "	76	4	21.3	Lift	3.5	20 ' 00 "	70	0	24.3					540a	505a	155a	120a
29D To Exhibition (Princes' Gate)																																							
29 To Wilson Stn																																							
Combined/Average			7	10 ' 00 "				22	4 ' 30 "				31	3 ' 10 "				8	10 ' 00 "				7	10 ' 00 "															
329 DUFFERIN &	MtD/Wil																																						
Overnight, 7 days a week	23-Nov-08	Monday-Friday overnight				Saturday overnight				Sunday overnight																													
329 Wilson Stn – Exhibition	30.75	LF	2.4	30 ' 00 "	71	0	26.0	LF	2.4	30 ' 00 "	71	0	26.0	LF	2.4	30 ' 00 "	71	0	26.0																				
		Alternates trips with 316 OSSINGTON				Alternates trips with 316 OSSINGTON				Alternates trips with 316 OSSINGTON																													
105 DUFFERIN NORTH &	Wil	Service outside Toronto north of Steeles Avenue is provided under contract to York Region.																																					
Monday to Friday	03-Jan-11	Monday-Friday morning peak period				Monday-Friday midday				Monday-Friday afternoon peak period				Monday-Friday early evening				Monday-Friday late evening																					
105 Downsview Stn – Rutherford	23.58	LF	2.5	28 ' 00 "	61	9	23.2	LF	2	30 ' 00 "	56	4	25.3	LF	3.5	24 ' 00 "	75	9	18.9	LF	2	30 ' 00 "	55	5	25.7								600a	527a	1100p	1131p			
105B Downsview Stn – Major Mackenzie	27.93	LF	2.5	28 ' 00 "	69	1	24.3						LF	3.5	24 ' 00 "	83	1	20.2														632a	707a	616p	702p				
105C Downsview Stn – Steeles	9.93																								LF	1	30 ' 00 "	30	0	19.9					1130p	1145p	100a	115a	
Combined/Average			5	14 ' 00 "				2	30 ' 00 "				7	12 ' 00 "				2	30 ' 00 "				1	30 ' 00 "															
Saturday	28-Nov-09	Saturday early morning				Saturday morning				Saturday afternoon				Saturday early evening				Saturday late evening																					
105 Downsview Stn – Rutherford	23.58	LF	2	30 ' 00 "	55	5	25.7	LF	2	30 ' 00 "	55	5	25.7	LF	2	30 ' 00 "	55	5	25.7	LF	2	30 ' 00 "	55	5	25.7								601a	531a	1000p	1031p			
105C Downsview Stn – Steeles	9.93																								LF	1	30 ' 00 "	30	0	19.9					1030p	1045p	100a	115a	
Sunday	08-May-11					Sunday morning				Sunday afternoon				Sunday early evening																									
105 Downsview Stn – Rutherford	23.58							LF	2	30 ' 00 "	55	5	25.7	LF	2	30 ' 00 "	55	5	25.7	LF	2	30 ' 00 "	55	5	25.7								900a	831a	1000p	1031p			

**TORONTO TRANSIT COMMISSION****SERVICE SUMMARY**

June 19 to September 3, 2011

Route	RT dist (km) and date of last change	Veh type	No. of Veh	Service interval	Run time (min)	Term time (min)	Avg spd (km/h)	Veh type	No. of Veh	Service interval	Run time (min)	Term time (min)	Avg spd (km/h)	Veh type	No. of Veh	Service interval	Run time (min)	Term time (min)	Avg spd (km/h)	Veh type	No. of Veh	Service interval	Run time (min)	Term time (min)	Avg spd (km/h)	Veh type	No. of Veh	Service interval	Run time (min)	Term time (min)	Avg spd (km/h)	First dep NB or WB	First dep SB or EB	Last dep NB or WB	Last dep SB or EB		
505 DUNDAS	Ron/Rus /Arrw/Qsy 20-Jun-11	City of Toronto sidewalk reconstruction resumes. Streetcars diverted to operate via College between Lansdowne and Spadina Avenue.																																			
Monday to Friday		Monday-Friday morning peak period							Monday-Friday midday							Monday-Friday afternoon peak period							Monday-Friday early evening							Monday-Friday late evening							
505 Dundas West Stn – Broadview Stn	23.87	CLRV	17	6' 15"	102	5	14.1	CLRV	20	5' 30"	106	4	13.5	CLRV	19	6' 00"	110	4	13.0	CLRV	12	8' 00"	91	5	15.7	CLRV	7	14' 00"	86	12	16.7	520a	520a	1252a	1245a		
505 Dundas West Stn – McCaul & College	12.09	HF	6	8' 00"	48	0	15.1	HF	6	8' 00"	48	0	15.1	HF	6	8' 00"	48	0	15.1	HF	5	9' 00"	45	0	16.1	HF	4	10' 00"	40	0	18.1	540a	524a	113a	1253a		
Saturday	14-May-11	Saturday early morning							Saturday morning							Saturday afternoon							Saturday early evening							Saturday late evening							
505 Dundas West Stn – Broadview Stn	23.87	CLRV	10	10' 00"	92	8	15.6	CLRV	19	6' 00"	112	2	12.8	CLRV	25	4' 45"	115	4	12.5	CLRV	9	12' 00"	99	9	14.5	CLRV	7	14' 00"	86	12	16.7	527a	536a	1252a	1251a		
505 Dundas West Stn – McCaul & College	12.09	HF	4	10' 00"	40	0	18.1	HF	6	8' 00"	48	0	15.1	HF	6	8' 00"	48	0	15.1	HF	5	9' 00"	45	0	16.1	HF	4	10' 00"	40	0	18.1	551a	536a	113a	1253a		
Sunday	08-May-11	Sunday early morning							Sunday morning							Sunday afternoon							Sunday early evening							Sunday late evening							
505 Dundas West Stn – Broadview Stn	23.87	CLRV	5	20' 00"	88	12	16.3	CLRV	13	8' 00"	100	4	14.3	CLRV	19	5' 40"	104	4	13.8	CLRV	9	12' 00"	99	9	14.5	CLRV	7	14' 00"	86	12	16.7	535a	530a	1247a	1249a		
505 Dundas West Stn – McCaul & College	12.09	HF	4	10' 00"	40	0	18.1	HF	5	9' 00"	45	0	16.1	HF	5	9' 00"	45	0	16.1	HF	5	9' 00"	45	0	16.1	HF	4	10' 00"	40	0	18.1	555a	535a	112a	1252a		
26 DUPONT ♿	MtD 20-Jun-11	Monday-Friday morning peak period							Monday-Friday midday							Monday-Friday afternoon peak period							Monday-Friday early evening														
26 St George Stn – Jane Stn	19.09	LF	5	15' 00"	75	0	15.3	LF	4	20' 00"	68	12	16.8	LF	5	17' 00"	80	5	14.3	LF	3	20' 00"	60	0	19.1												
Saturday	14-May-11	Saturday early morning							Saturday morning							Saturday afternoon							Saturday early evening														
26 St George Stn – Jane Stn	19.09	LF	2	30' 00"	60	0	19.1	LF	3	24' 00"	72	0	15.9	LF	3	24' 00"	72	0	15.9	LF	3	24' 00"	72	0	15.9												
Sunday	08-May-11	Sunday early morning							Sunday morning							Sunday afternoon							Sunday early evening														
26 St George Stn – Jane Stn	19.09	LF	2	30' 00"	60	0	19.1	LF	2	30' 00"	60	0	19.1	LF	2	30' 00"	60	0	19.1	LF	2	30' 00"	60	0	19.1												
111 EAST MALL ♿	Qsy 20-Jun-10	Monday-Friday morning peak period							Monday-Friday midday							Monday-Friday afternoon peak period							Monday-Friday early evening							Monday-Friday late evening							
111 Kipling Stn – Eglinton	17.93	LF	4	12' 00"	46	2	23.4	LF	4	12' 00"	46	2	23.4	LF	5	11' 00"	49	6	22.0	LF	3	15' 00"	45	0	23.9	LF	2	20' 00"	36	4	29.9	525a	510a	120a	103a		
Saturday	20-Feb-10	Saturday early morning							Saturday morning							Saturday afternoon							Saturday early evening							Saturday late evening							
111 Kipling Stn – Eglinton	17.93	LF	2	20' 00"	40	0	26.9	LF	3.5	15' 00"	52	0	20.6	LF	5	11' 00"	47	8	22.9	LF	2	20' 00"	39	1	27.6	LF	2	20' 00"	36	4	29.9	551a	610a	102a	1247a		
		Alternates trips with 123 SHORNCLIFFE																																			
Sunday	14-Feb-10	Sunday morning							Sunday afternoon							Sunday early evening							Sunday late evening														
111 Kipling Stn – Eglinton	17.93	LF	3	15' 00"	45	0	23.9	LF	3	18' 00"	47	7	22.9	LF	2	20' 00"	39	1	27.6	LF	2	20' 00"	36	4	29.9	LF	2	20' 00"	36	4	29.9	820a	849a	103a	1247a		
404 EAST YORK COMMUNITY BUS ♿	W-T Mar-05	Monday-Friday midday							Monday-Friday afternoon peak period																												
404 East General Hospital – Shoppers World via Victoria Park Stn		CB	1	75' 00"	75	0		CB	1	75' 00"	75	0																									
34 EGLINTON EAST ♿	Egl 20-Jun-11	Monday-Friday morning peak period							Monday-Friday midday							Monday-Friday afternoon peak period							Monday-Friday early evening							Monday-Friday late evening							
34 Eglinton Stn – Kingston Rd	33.71	LF	12	9' 15"	110	1	18.4							LF	13	9' 15"	118	3	17.2																		
34C Eglinton Stn – Kennedy Stn	23.33	LF	9	9' 15"	83	0	16.8	LF	12	6' 45"	81	0	17.3	LF	10	9' 15"	86	7	16.3	LF	10	8' 00"	80	0	17.5	LF	5	14' 00"	70	0	20.0	518a	500a	904a	854a		
	Combined/Average		21	4' 38"					12	6' 45"					23	4' 38"					10	8' 00"						5	14' 00"					308p	243p	700p	618p
Saturday	23-Feb-08	Saturday early morning							Saturday morning							Saturday afternoon							Saturday early evening							Saturday late evening							
34C Eglinton Stn – Kennedy Stn	23.33	LF	6	12' 00"	72	0	19.4	LF	9	8' 30"	76	1	18.4	LF	11	7' 00"	76	1	18.4	LF	6	11' 00"	66	0	21.2	LF	4	15' 00"	60	0	23.3	501a	514a	210a	200a		
Sunday	30-Mar-08	Sunday early morning							Sunday morning							Sunday afternoon							Sunday early evening							Sunday late evening							
34C Eglinton Stn – Kennedy Stn	23.33	LF	6	12' 00"	72	0	19.4	LF	6	12' 00"	72	0	19.4	LF	8	9' 30"	72	4	19.4	LF	4	17' 00"	66	2	21.2	LF	3	20' 00"	60	0	23.3	702a	715a	220a	150a		

**TORONTO TRANSIT COMMISSION****SERVICE SUMMARY**

June 19 to September 3, 2011

Route	RT dist (km) and date of last change	Veh type	No. of Veh	Service interval	Run time (min)	Term time (min)	Avg spd (km/h)	Veh type	No. of Veh	Service interval	Run time (min)	Term time (min)	Avg spd (km/h)	Veh type	No. of Veh	Service interval	Run time (min)	Term time (min)	Avg spd (km/h)	Veh type	No. of Veh	Service interval	Run time (min)	Term time (min)	Avg spd (km/h)	Veh type	No. of Veh	Service interval	Run time (min)	Term time (min)	Avg spd (km/h)	First dep NB or WB	First dep SB or EB	Last dep NB or WB	Last dep SB or EB			
305 EGLINTON EAST &	Egl																																					
Overnight, 7 days a week	14-Feb-10			Monday-Friday overnight				Saturday overnight						Sunday overnight																								
305 Eglinton Stn – Rouge Hill GO Stn	48.20	LF	3.5	30' 00"	105	0	27.5	LF	3.5	30' 00"	105	0	27.5	LF	3.5	30' 00"	105	0	27.5																			
				Alternates trips with 354 LAWRENCE EAST				Alternates trips with 354 LAWRENCE EAST				Alternates trips with 354 LAWRENCE EAST																										
32 EGLINTON WEST &	MtD																																					
Monday to Friday	20-Jun-11			Monday-Friday morning peak period				Monday-Friday midday						Monday-Friday afternoon peak period													Monday-Friday early evening											
32 Eglinton Stn – Renforth	32.99																									HF	6	15' 00"	90	0	22.0	914p	1010p	120a	110a			
32A Eglinton Stn – Renforth & Skymark	34.65	LF	25	5' 00"	119	6	17.5	LF	10	11' 00"	108	2	19.2	LF	18	7' 00"	118	8	17.6	LF	10	11' 00"	109	1	19.1													
32C Eglinton Stn – Jane & Lawrence via Trethewey	20.18	LF	18	5' 00"	85	5	14.2	LF	8	11' 00"	84	4	14.4	LF	13	7' 00"	89	2	13.6	LF	8	11' 00"	84	4	14.4	LF	5	15' 00"	70	5	17.3	547a	535a	110a	130a			
32D Eglinton West Stn – Jane & Emmett	13.21	LF	5	10' 00"	43	7	18.4	LF	5	11' 00"	48	7	16.5	LF	7	7' 00"	47	2	16.9	LF	2	24' 00"	48	0	16.5													
Combined/Average			48	2' 00"				23	3' 40"					38	2' 20"					20	4' 28"						11	7' 30"										
Saturday	14-May-11			Saturday early morning				Saturday morning						Saturday afternoon												Saturday early evening												
32 Eglinton Stn – Renforth	32.99	LF	6	15' 00"	90	0	22.0	LF	13	9' 00"	117	0	16.9	LF	13	9' 00"	117	0	16.9	LF	5	20' 00"	96	4	20.6	LF	4	24' 00"	90	6	22.0	442a	515a	108a	111a			
32C Eglinton Stn – Jane & Lawrence via Trethewey	20.18	LF	5	15' 00"	75	0	16.1	LF	11	9' 00"	96	3	12.6	LF	11	9' 00"	96	3	12.6	LF	4	20' 00"	72	8	16.8	LF	3	24' 00"	70	2	17.3	552a	530a	120a	132a			
32D Eglinton West Stn – Jane & Emmett	13.21	LF	2	24' 00"	43	5	18.4	LF	2	30' 00"	60	0	13.2	LF	2	30' 00"	60	0	13.2	LF	2	24' 00"	48	0	16.5													
Combined/Average			13	5' 43"				26	3' 55"					26	3' 55"					11	7' 04"						7	12' 00"										
Sunday	08-May-11			Sunday early morning				Sunday morning						Sunday afternoon												Sunday early evening												
32 Eglinton Stn – Renforth	32.99	LF	3.5	30' 00"	90	15	22.0	LF	7	14' 00"	98	0	20.2	LF	10	10' 00"	99	1	20.0	LF	5.5	18' 00"	96	3	20.6	LF	3.5	30' 00"	90	15	22.0	442a	525a	100a	1257a			
32C Eglinton Stn – Jane & Lawrence via Trethewey	20.18	LF	2.5	30' 00"	70	5	17.3	LF	6	14' 00"	80	4	15.1	LF	8	10' 00"	80	0	15.1	LF	4.5	18' 00"	72	9	16.8	LF	2.5	30' 00"	70	5	17.3	700a	740a	115a	119a			
32D Eglinton West Stn – Jane & Emmett	13.21	LF	2	24' 00"	44	4	18.0	LF	2	24' 00"	46	2	17.2	LF	2	24' 00"	46	2	17.2																			
Combined/Average			6	15' 00"				15	5' 25"					20	4' 08"					10	9' 00"						6	15' 00"										
307 EGLINTON WEST &	MtD																																					
Overnight, 7 days a week	23-Nov-08			Monday-Friday overnight				Saturday overnight						Sunday overnight																								
307 Eglinton Stn – Pearson Airport	38.95	LF	3	30' 00"	90	0	26.0	LF	3	30' 00"	90	0	26.0	LF	3	30' 00"	90	0	26.0																			
405 ETOBICOKE COMMUNITY BUS &	W-T																																					
Monday to Friday	24-Oct-05							Monday-Friday midday						Monday-Friday afternoon peak period																								
405 Richview – Kipling								CB	1	74' 00"	74	0		CB	1	74' 00"	74	0																				
15 EVANS &	Qsy																																					
Monday to Friday	20-Jun-11			Monday-Friday morning peak period				Monday-Friday midday						Monday-Friday afternoon peak period													Monday-Friday early evening											
15 Royal York Stn – Sherway	16.51	LF	3	17' 00"	50	1	19.8	LF	2	22' 30"	45	0	22.0	LF	3	17' 00"	50	1	19.8	LF	1.5	30' 00"	40	5	24.8	LF	1.5	30' 00"	40	5	24.8	600a	545a	115a	105a			
				Alternates trips with 48 RATHBURN				Alternates trips with 48 RATHBURN				Alternates trips with 48 RATHBURN				Alternates trips with 48 RATHBURN				Alternates trips with 48 RATHBURN				Alternates trips with 48 RATHBURN				Alternates trips with 48 RATHBURN				Alternates trips with 48 RATHBURN				Alternates trips with 48 RATHBURN		
Saturday	29-Nov-08			Saturday early morning				Saturday morning						Saturday afternoon												Saturday early evening												
15 Royal York Stn – Sherway	16.51	LF	1.5	30' 00"	45	0	22.0	LF	1.5	30' 00"	45	0	22.0	LF	1.5	30' 00"	45	0	22.0	LF	1.5	30' 00"	40	5	24.8	LF	1.5	30' 00"	40	5	24.8	600a	600a	100a	1250a			
				Alternates trips with 48 RATHBURN				Alternates trips with 48 RATHBURN				Alternates trips with 48 RATHBURN				Alternates trips with 48 RATHBURN				Alternates trips with 48 RATHBURN				Alternates trips with 48 RATHBURN				Alternates trips with 48 RATHBURN				Alternates trips with 48 RATHBURN				Alternates trips with 48 RATHBURN		
Sunday	08-May-11							Sunday morning						Sunday afternoon												Sunday early evening												
15 Royal York Stn – Sherway	16.51							LF	1.5	30' 00"	40	5	24.8	LF	1.5	30' 00"	40	5	24.8	LF	1.5	30' 00"	40	5	24.8													
				Alternates trips with 48 RATHBURN				Alternates trips with 48 RATHBURN				Alternates trips with 48 RATHBURN				Alternates trips with 48 RATHBURN				Alternates trips with 48 RATHBURN				Alternates trips with 48 RATHBURN				Alternates trips with 48 RATHBURN				Alternates trips with 48 RATHBURN				Alternates trips with 48 RATHBURN		
193 EXHIBITION ROCKET &	Wil																																					
193 Dundas West Stn – Exhibition																																						
				Bus service provided only during special events																																		



SERVICE SUMMARY

June 19 to September 3, 2011

Route	RT dist (km) and date of last change	Veh type	No. of Veh	Service interval	Run time (min)	Term time (min)	Avg spd (km/h)	Veh type	No. of Veh	Service interval	Run time (min)	Term time (min)	Avg spd (km/h)	Veh type	No. of Veh	Service interval	Run time (min)	Term time (min)	Avg spd (km/h)	Veh type	No. of Veh	Service interval	Run time (min)	Term time (min)	Avg spd (km/h)	Veh type	No. of Veh	Service interval	Run time (min)	Term time (min)	Avg spd (km/h)	First dep NB or WB	First dep SB or EB	Last dep NB or WB	Last dep SB or EB											
104 FAYWOOD &		Wil																																												
Monday to Friday	20-Jun-11		Monday-Friday morning peak period					Monday-Friday midday					Monday-Friday afternoon peak period					Monday-Friday early evening					Monday-Friday late evening																							
104 Wilson Stn – Downsview Stn	16.24	LF	4	13'00"	48	4	20.3	LF	3	15'00"	44	1	22.1	LF	4	13'00"	48	4	20.3	LF	3	14'00"	38	4	25.6	LF	2	20'00"	38	2	25.6	548a	557a	100a	119a											
Saturday	28-Nov-09		Saturday early morning					Saturday morning					Saturday afternoon					Saturday early evening					Saturday late evening																							
104 Wilson Stn – Downsview Stn	16.24	LF	3	14'00"	36	6	27.1	LF	3	14'00"	38	4	25.6	LF	3	14'00"	38	4	25.6	LF	3	14'00"	38	4	25.6	LF	2	20'00"	38	2	25.6	615a	636a	115a	134a											
Sunday	22-Nov-09		Sunday morning					Sunday afternoon					Sunday early evening					Sunday late evening																												
104 Wilson Stn – Downsview Stn	16.24		LF 2 20'00" 38 2 25.6					LF 2 20'00" 38 2 25.6					LF 2 20'00" 38 2 25.6					LF 2 20'00" 38 2 25.6					LF 2 20'00" 38 2 25.6					LF 2 20'00" 38 2 25.6					LF 2 20'00" 38 2 25.6				745a	805a	125a	125a						
139 FINCH-DON MILLS &		Mal																																												
Monday to Friday	20-Jun-11		Monday-Friday morning peak period					Monday-Friday midday					Monday-Friday afternoon peak period					Monday-Friday early evening																												
139E Don Mills Stn – Neilson & Finch	27.24	Lift	4	20'00"	76	4	21.5							Lift	4	20'00"	76	4	21.5																			610a 227p	652a 309p	910a 627p	932a 659p					
39 FINCH EAST &		Mal																																												
Monday to Friday	20-Jun-11		Monday-Friday morning peak period					Monday-Friday midday					Monday-Friday afternoon peak period					Monday-Friday early evening					Monday-Friday late evening																							
39 Finch Stn – Seneca College	11.39	Lift	4	8'00"	32	0	21.4							Lift	4	9'30"	32	6	21.4																				625a 325p	644a 302p	857a 625p	900a 602p				
39D Finch Stn – Neilson	33.46	Lift	27	3'40"	96	3	20.9	Lift	17	5'00"	85	0	23.6	Lift	21	4'45"	100	0	20.1	Lift	11	8'00"	86	2	23.3	Lift	13	5'30"	72	0	28.1									455a 603a 331p	515a 604a 300p	200a 844a 650p	225a 816a 648p			
39G Finch Stn – Old Finch	43.12	Lift	1	14'40"	108	3	24.0							Lift	1	14'15"	112	2	23.1																											
Combined/Average			32 2'31"					17 5'00"					26 3'10"					11 8'00"					13 5'30"																							
			39/39F buses operate WB as 39 (local) and operate EB as 39F (express) Every 4th 39D operates as a 39G										39/39F buses operate EB as 39 (local) and operate WB as 39F (express) Every 3rd 39D operates as a 39G																																	
Saturday	16-Oct-10		Saturday early morning					Saturday morning					Saturday afternoon					Saturday early evening					Saturday late evening																							
39D Finch Stn – Neilson	33.46	Lift	12	7'30"	88	2	22.8	Lift	12	7'30"	90	0	22.3	Lift	13	7'00"	91	0	22.1	Lift	18	5'00"	86	4	23.3	Lift	9	8'00"	70	2	28.7										501a	531a	200a	200a		
Sunday	28-Mar-10		Sunday early morning					Sunday morning					Sunday afternoon					Sunday early evening					Sunday late evening																							
39D Finch Stn – Neilson	33.46	Lift	16	5'45"	90	2	22.3	Lift	16	5'45"	90	2	22.3	Lift	21	4'20"	90	1	22.3	Lift	12	7'15"	85	2	23.8	Lift	7	10'00"	70	0	28.7												500a	530a	200a	225a
308 FINCH EAST &		Mal/Arw																																												
Overnight, 7 days a week	16-Feb-03		Monday-Friday overnight					Saturday overnight					Sunday overnight																																	
308 Finch Stn – Markham Rd	33.57	LF	2	30'00"	64	0	31.5	LF	2	30'00"	64	0	31.5	LF	2	30'00"	64	0	31.5																											
			Alternates trips with 309 FINCH WEST					Alternates trips with 309 FINCH WEST					Alternates trips with 309 FINCH WEST																																	
199 FINCH ROCKET &		Mal																																												
Monday to Friday	20-Jun-11		Monday-Friday morning peak period					Monday-Friday midday					Monday-Friday afternoon peak period					Monday-Friday early evening																												
199 Finch Stn-Scarborough Centre Stn	33.02	Lift	22	4'15"	92	2	21.5	Lift	15	5'20"	80	0	24.8	Lift	16	6'00"	93	3	21.3	Lift	10	8'00"	80	0	24.8																		556a	629a	1000p	1000p
Saturday	16-Oct-10		Saturday morning					Saturday afternoon																																						
199 Finch Stn-Scarborough Centre Stn	33.02		Lift 11 7'30" 82 0 24.0					Lift 12 7'00" 84 0 23.6																													903a	903a	619p	558p						



TORONTO TRANSIT COMMISSION

SERVICE SUMMARY

June 19 to September 3, 2011

Route	RT dist (km) and date of last change	Veh type	No. of Veh	Service interval	Run time (min)	Term time (min)	Avg spd (km/h)	Veh type	No. of Veh	Service interval	Run time (min)	Term time (min)	Avg spd (km/h)	Veh type	No. of Veh	Service interval	Run time (min)	Term time (min)	Avg spd (km/h)	Veh type	No. of Veh	Service interval	Run time (min)	Term time (min)	Avg spd (km/h)	Veh type	No. of Veh	Service interval	Run time (min)	Term time (min)	Avg spd (km/h)	First dep NB or WB	First dep SB or EB	Last dep NB or WB	Last dep SB or EB												
36 FINCH WEST &	Arw																																														
Monday to Friday	20-Jun-11		Monday-Friday morning peak period				Monday-Friday midday				Monday-Friday afternoon peak period				Monday-Friday early evening				Monday-Friday late evening																												
36A Finch Stn – Kipling	30.89	LF	11	8' 00"	88	0	21.1	LF	10.5	9' 00"	94	0	19.7	LF	9	12' 00"	104	4	17.8																		619a	922a	630p	638p							
36B Finch Stn – Humberwood	39.97	LF	15	8' 00"	120	0	20.0	LF	13.5	9' 00"	120	2	20.0							LF	16	6' 45"	108	0	22.2	LF	12	8' 00"	95	1	25.2									515a	530a	234a	146a				
36C Finch Stn – Jane	19.50	LF	4	16' 00"	62	2	18.9																														625a	700a	833a	908a							
36D Finch Stn – Weston Rd & Milvan	27.25	LF	2.5	32' 00"	78	2	21.0							LF	4	24' 00"	91	5	18.0																			601a	625a	846a	905a						
36F Finch Stn – Weston Rd & Milvan Via Fenmar	27.3	LF	2.5	32' 00"	80	0	20.4							LF	4	24' 00"	94	2	17.4																			232p	317p	613p	626p						
Combined/Average			35	2' 40"					24	4' 30"				39	3' 00"						16	6' 45"					12	8' 00"									249p	326p	601p	614p							
Saturday	23-Feb-08		Saturday early morning				Saturday morning				Saturday afternoon				Saturday early evening				Saturday late evening																												
36A Finch Stn – Kipling	30.89							LF	9	11' 00"	92	7	20.1	LF	9	11' 00"	92	7	20.1																					1006a	1020a	727p	651p				
36B Finch Stn – Humberwood	39.97	LF	10	10' 00"	95	5	25.2	LF	11	11' 00"	120	1	20.0	LF	11	11' 00"	120	1	20.0	LF	10	9' 00"	90	0	26.6	LF	7	13' 00"	90	1	26.6										515a	535a	230a	155a			
Combined/Average			10	10' 00"					20	5' 30"				20	5' 30"						10	9' 00"					7	13' 00"																			
Sunday	21-Jun-09		Sunday early morning				Sunday morning				Sunday afternoon				Sunday early evening				Sunday late evening																												
36B Finch Stn – Humberwood	39.97	LF	6	15' 00"	90	0	26.6	LF	13	8' 00"	97	7	24.7	LF	17	6' 00"	97	5	24.7	LF	10	9' 00"	90	0	26.6	LF	7	13' 00"	90	1	26.6											535a	550a	230a	154a		
309 FINCH WEST &	Arw/Mal																																														
Overnight, 7 days a week	17-May-08		Monday-Friday overnight				Saturday overnight				Sunday overnight																																				
309 Finch Stn – Woodbine Racetrack	45.42	LF	3	30' 00"	86	0	31.7	LF	3	30' 00"	86	0	31.7	LF	3	30' 00"	86	0	31.7																												
			Alternates trips with 308 FINCH EAST				Alternates trips with 308 FINCH EAST				Alternates trips with 308 FINCH EAST																																				
100 FLEMINGDON PARK &	Egl																																														
Monday to Friday	07-Sep-10		Monday-Friday morning peak period				Monday-Friday midday				Monday-Friday afternoon peak period				Monday-Friday early evening				Monday-Friday late evening																												
100 Broadview Stn – Eglinton Stn	31.06	LF	3	14' 00"	98	4	19.0	LF	12	8' 00"	95	1	19.6	LF	3	16' 30"	100	10	18.6	LF	12	7' 30"	90	0	20.7	LF	6	15' 00"	80	10	23.3											535a	505a	120a	120a		
100A Broadview Stn – Don Mills & Wynford	20.53	LF	17	3' 30"	60	0	20.7							LF	11	5' 30"	61	0	20.4																							622a	627a	831a	901a		
100D Broadview Stn – Don Mills & Wynford via Linkwood	20.63	LF		14' 00"	60	0	20.6							LF		16' 30"	61	0	20.3																						328p	358p	613p	710p			
Combined/Average			20	3' 30"					12	8' 00"				14	6' 00"						12	7' 30"					6	15' 00"													629a	713a	849a	922a			
			Every 4th 100A operates as a 100				Every 4th 100A operates as a 100D				Every 3rd 100A operates as a 100				Every 3rd 100A operates as a 100D																																
Saturday	23-Feb-08		Saturday early morning				Saturday morning				Saturday afternoon				Saturday early evening				Saturday late evening																												
100 Broadview Stn – Eglinton Stn	31.06	LF	3	30' 00"	90	0	20.7	LF	11	8' 15"	91	0	20.5	LF	11	8' 15"	91	0	20.5	LF	10	9' 00"	90	0	20.7	LF	4	20' 00"	80	0	23.3												615a	600a	120a	120a	
Sunday	17-Feb-08						Sunday morning				Sunday afternoon				Sunday early evening				Sunday late evening																												
100 Broadview Stn – Eglinton Stn	31.06							LF	5	20' 00"	90	10	20.7	LF	5	20' 00"	90	10	20.7	LF	6	15' 00"	90	0	20.7																			910a	815a	915p	945p
100A Broadview Stn – Don Mills & Wynford	20.53							LF	3	20' 00"	60	0	20.5	LF	3	20' 00"	60	0	20.5							LF	3	20' 00"	60	0	31.1													900a	930a	115a	100a
Combined/Average									8	10' 00"				8	10' 00"						6	15' 00"					3	20' 00"																			
33 FOREST HILL &	Wll																																														
Monday to Friday	09-May-11		Monday-Friday morning peak period				Monday-Friday midday				Monday-Friday afternoon peak period																																				
33 St Clair West Stn - Eglinton (Roselawn)	7.17	LF	1	30' 00"	30	0	14.3	LF	1	30' 00"	30	0	14.3	LF	1	30' 00"	30	0	14.3																									700a	716a	700p	646p



TORONTO TRANSIT COMMISSION

SERVICE SUMMARY

June 19 to September 3, 2011

Route	RT dist (km) and date of last change	Veh type	No. of Veh	Service interval	Run time (min)	Term time (min)	Avg spd (km/h)	Veh type	No. of Veh	Service interval	Run time (min)	Term time (min)	Avg spd (km/h)	Veh type	No. of Veh	Service interval	Run time (min)	Term time (min)	Avg spd (km/h)	Veh type	No. of Veh	Service interval	Run time (min)	Term time (min)	Avg spd (km/h)	Veh type	No. of Veh	Service interval	Run time (min)	Term time (min)	Avg spd (km/h)	First dep NB or WB	First dep SB or EB	Last dep NB or WB	Last dep SB or EB								
135 GERRARD &	Bir																																										
Monday to Friday	10-May-10		Monday-Friday morning peak period					Monday-Friday midday					Monday-Friday afternoon peak period					Monday-Friday early evening					Monday-Friday late evening																				
135 Warden Stn – Main Street Stn	10.81	LF	2	18'00"	36	0	18.0	LF	2	18'00"	36	0	18.0	LF	2	18'00"	36	0	18.0	LF	1	30'00"	30	0	21.6	LF	0.87	30'00"	26	0	25.0	547a	530a	132a	145a								
Alternates trips with 70 O'CONNOR																																											
Saturday	14-May-11		Saturday early morning					Saturday morning					Saturday afternoon					Saturday early evening																									
135 Warden Stn – Main Street Stn	10.81	LF	1	30'00"	30	0	21.6	LF	2	20'00"	35	5	18.5	LF	2	20'00"	35	5	18.5	LF	1	30'00"	30	0	21.6																		
Sunday	08-May-11		Sunday morning					Sunday afternoon																																			
135 Warden Stn – Main Street Stn	10.81							LF 1 30'00" 30 0 21.6					LF 1 30'00" 30 0 21.6																														
14 GLENCAIRN &	Wil																																										
Monday to Friday	09-May-11		Monday-Friday morning peak period					Monday-Friday midday					Monday-Friday afternoon peak period					Monday-Friday early evening																									
14 Davisville Stn – Caledonia	13.42	LF	3	20'00"	48	12	16.8	LF	2	24'00"	45	3	17.9	LF	3	20'00"	48	12	16.8	LF	2	20'00"	40	0	20.1																		
Saturday	14-May-11		Saturday early morning					Saturday early morning					Saturday early morning					Saturday early morning																									
14 Davisville Stn – Caledonia	13.42	LF	2	20'00"	40	0	20.1	LF	2	24'00"	45	3	17.9	LF	2	24'00"	45	3	17.9	LF	2	20'00"	40	0	20.1																		
Sunday	08-May-11		Saturday early morning					Saturday early morning					Saturday early morning																														
14 Davisville Stn – Caledonia	13.42							LF 2 20'00" 40 0 20.1					LF 2 20'00" 40 0 20.1					LF 2 20'00" 40 0 20.1																									
122 GRAYDON HALL &	Wil																																										
Monday to Friday	20-Jun-11		Monday-Friday morning peak period					Monday-Friday midday					Monday-Friday afternoon peak period					Monday-Friday early evening					Monday-Friday late evening																				
122 York Mills Stn – Roywood via Lesmill	18.76	LF	4	15'00"	58	2	19.4	LF	3	17'00"	48	3	23.5	LF	4	16'00"	62	2	18.2	LF	1.5	30'00"	55	0	20.5	LF	2	30'00"	48	12	23.5	610a	615a	129a	105a								
Alternates trips with 115 SILVER HILLS																																											
Saturday	14-May-11		Saturday early morning					Saturday morning					Saturday afternoon					Saturday early evening					Saturday late evening																				
122 York Mills Stn – Roywood via Lesmill	18.76	LF	1.5	30'00"	50	3	22.5	LF	1.5	30'00"	50	3	22.5	LF	1.5	30'00"	50	3	22.5	LF	1.5	30'00"	45	5	25.0	LF	2	30'00"	45	15	25.0	610a	615a	137a	115a								
Alternates trips with 115 SILVER HILLS																																											
Sunday	08-May-11		Sunday morning					Sunday afternoon					Sunday early evening					Sunday late evening																									
122 York Mills Stn – Roywood via Lesmill	18.76							LF 1.5 30'00" 50 3 22.5					LF 1.5 30'00" 50 3 22.5					LF 1.5 30'00" 45 5 25.0					LF 2 30'00" 45 15 25.0																				
Alternates trips with 115 SILVER HILLS																																											
31 GREENWOOD &	Bir																																										
Monday to Friday	29-Mar-10		Monday-Friday morning peak period					Monday-Friday midday					Monday-Friday afternoon peak period					Monday-Friday early evening					Monday-Friday late evening																				
31 Greenwood Stn – Queen	4.70	LF	3	8'00"	24	0	11.7	LF	2	12'00"	24	0	11.7	LF	3	8'00"	24	0	11.7	LF	2	10'00"	20	0	14.1																		
31B Greenwood Stn – Eastern	6.68												4 Trips					LF 1 25'00" 25 0 16.0																									
31B operates until 800a, 31 operates after 800a																																											
Saturday	29-Nov-08		Saturday early morning					Saturday morning					Saturday afternoon					Saturday early evening					Saturday late evening																				
31 Greenwood Stn – Queen	4.70							LF 1 20'00" 20 0 14.1					LF 1 20'00" 20 0 14.1					LF 1 20'00" 20 0 14.1																									
31B Greenwood Stn – Eastern	6.68	LF	1	25'00"	25	0	16.0																																				
Sunday	23-Nov-08		Sunday early morning					Sunday morning					Sunday afternoon					Sunday early evening					Sunday late evening																				
31 Greenwood Stn – Queen	4.70							LF 1 20'00" 20 0 14.1					LF 1 20'00" 20 0 14.1					LF 1 20'00" 20 0 14.1																									
31B Greenwood Stn – Eastern	6.68																	LF 1 25'00" 25 0 16.0					LF 1 25'00" 25 0 16.0																				
Alternates trips with 115 SILVER HILLS																																											



TORONTO TRANSIT COMMISSION

SERVICE SUMMARY

June 19 to September 3, 2011

Route	RT dist (km) and date of last change	Veh type	No. of Veh	Service interval	Run time (min)	Term time (min)	Avg spd (km/h)	Veh type	No. of Veh	Service interval	Run time (min)	Term time (min)	Avg spd (km/h)	Veh type	No. of Veh	Service interval	Run time (min)	Term time (min)	Avg spd (km/h)	Veh type	No. of Veh	Service interval	Run time (min)	Term time (min)	Avg spd (km/h)	Veh type	No. of Veh	Service interval	Run time (min)	Term time (min)	Avg spd (km/h)	First dep NB or WB	First dep SB or EB	Last dep NB or WB	Last dep SB or EB				
509 HARBOURFRONT	Rus	Route operated out of Russell Division due to Roncesvalles Yard track work.																																					
Monday to Friday	20-Jun-11	Monday-Friday morning peak period							Monday-Friday midday							Monday-Friday afternoon peak period							Monday-Friday early evening							Monday-Friday late evening									
509 Exhibition – Union Station	9.30	CLRV	7	5 ' 30 "	36	3	15.5	CLRV	7	5 ' 30 "	36	3	15.5	CLRV	8	5 ' 00 "	36	4	15.5	CLRV	7	5 ' 20 "	34	4	16.5	CLRV	5	7 ' 30 "	32	6	17.4	603a	548a	116a	100a				
Saturday	25-Jun-11	Saturday early morning							Saturday morning							Saturday afternoon							Saturday early evening							Saturday late evening									
509 Exhibition – Union Station	9.30	CLRV	3	12 ' 00 "	32	4	17.4	CLRV	7	6 ' 00 "	36	6	15.5	CLRV	9	4 ' 30 "	36	5	15.5	CLRV	6	6 ' 40 "	36	4	15.5	CLRV	6	6 ' 40 "	34	6	16.4	610a	555a	116a	100a				
Sunday	19-Jun-11	Sunday morning							Sunday afternoon							Sunday early evening							Sunday late evening																
509 Exhibition – Union Station	9.30							CLRV	6	6 ' 40 "	36	4	15.5	CLRV	8	5 ' 00 "	36	4	15.5	CLRV	6	6 ' 00 "	34	2	16.4	CLRV	6	6 ' 00 "	34	2	16.4	900a	845a	116a	100a				
38 HIGHLAND CREEK &	Mal																																						
Monday to Friday	20-Jun-11	Monday-Friday morning peak period							Monday-Friday midday							Monday-Friday afternoon peak period							Monday-Friday early evening							Monday-Friday late evening									
38 Scarborough Centre Stn – Rouge Hill GO Stn	24.01	LF	6	11 ' 00 "	65	1	21.8	LF	6	10 ' 00 "	60	0	24.0	LF	7	10 ' 00 "	70	0	20.6	LF	5	12 ' 00 "	60	0	24.0	LF	2.5	20 ' 00 "	50	0	28.8	503a	530a	115a	130a				
38A Scarborough Centre Stn – U of T Scarborough	18.10	No Summer Service.																																					
Alternates trips with 133 NEILSON																																							
Saturday	10-Jan-09	Saturday early morning							Saturday morning							Saturday afternoon							Saturday early evening							Saturday late evening									
38 Scarborough Centre Stn – Rouge Hill GO Stn	24.01	LF	4	15 ' 00 "	60	0	24.0	LF	4	15 ' 00 "	60	0	24.0	LF	5	12 ' 00 "	60	0	24.0	LF	3	20 ' 00 "	60	0	24.0	LF	2.5	20 ' 00 "	50	0	28.8	551a	621a	1255a	110a				
Alternates trips with 133 NEILSON																																							
Sunday	04-Jan-09	Sunday morning							Sunday afternoon							Sunday early evening							Sunday late evening																
38 Scarborough Centre Stn – Rouge Hill GO Stn	24.01							LF	4	15 ' 00 "	60	0	24.0	LF	4	15 ' 00 "	60	0	24.0	LF	2	30 ' 00 "	60	0	24.0	LF	2	30 ' 00 "	60	0	24.0	850a	820a	100a	100a				
191 HIGHWAY 27 ROCKET &	Arw																																						
Monday to Friday	20-Jun-11	Monday-Friday morning peak period							Monday-Friday midday							Monday-Friday afternoon peak period							Monday-Friday early evening							Monday-Friday late evening									
191 Kipling Stn – Steeles	41.99	LF	12	6 ' 30 "	76	2	33.2	LF	6	12 ' 00 "	70	2	36.0	LF	12	7 ' 00 "	84	0	30.0	LF	3	22 ' 00 "	66	0	38.2	LF	2	30 ' 00 "	60	0	42.0	612a	505a	100a	1230a				
Operates NB via Attwell and Royalcrest																																							
Operates SB via Royalcrest and Attwell																																							
Saturday	09-Jan-10	Saturday early morning							Saturday morning							Saturday afternoon							Saturday early evening							Saturday late evening									
191 Kipling Stn – Steeles	38.59	LF	2	30 ' 00 "	60	0	38.6	LF	4	17 ' 00 "	66	2	35.1	LF	6	12 ' 00 "	66	6	35.1	LF	3	22 ' 00 "	66	0	35.1	LF	2	30 ' 00 "	60	0	38.6	630a	600a	100a	1230a				
Sunday	21-Jun-09	Sunday morning							Sunday afternoon							Sunday early evening							Sunday late evening																
191 Kipling Stn – Steeles	38.59							LF	3	20 ' 00 "	60	0	38.6	LF	3	22 ' 00 "	66	0	35.1	LF	3	22 ' 00 "	66	0	35.1	LF	2	30 ' 00 "	60	0	38.6	850a	815a	100a	1230a				
169 HUNTINGWOOD &	Egl																																						
Monday to Friday	09-May-11	Monday-Friday morning peak period							Monday-Friday midday							Monday-Friday afternoon peak period							Monday-Friday early evening							Monday-Friday late evening									
169 Don Mills Stn – Scarborough Centre Stn	24.16	LF	4	20 ' 00 "	66	14	22.0							LF	3	30 ' 00 "	73	17	19.9																				
169A Don Mills Stn – Scarborough Centre Stn via Van Horne	28.39							LF	3	30 ' 00 "	77	13	22.1							LF	3	30 ' 00 "	75	15	22.7		See 10 Van Horne							930a	900a	230p	245p		
630p 645p 1000p 1015p																																							
Saturday	14-May-11	Saturday early morning							Saturday morning							Saturday afternoon							Saturday early evening							Saturday late evening									
169A Don Mills Stn – Scarborough Centre Stn via Van Horne	28.39	LF	3	30 ' 00 "	75	15	22.7	LF	3	30 ' 00 "	75	15	22.7	LF	3	30 ' 00 "	75	15	22.7			See 10 Van Horne							See 10 Van Horne							600a	545a	700p	715p
Sunday	08-May-11	Sunday morning							Sunday afternoon																														
169A Don Mills Stn – Scarborough Centre Stn via Van Horne	28.39	See 10 Van Horne																																					



TORONTO TRANSIT COMMISSION

SERVICE SUMMARY

June 19 to September 3, 2011

Route	RT dist (km) and date of last change	Veh type	No. of Veh	Service interval	Run time (min)	Term time (min)	Avg spd (km/h)	Veh type	No. of Veh	Service interval	Run time (min)	Term time (min)	Avg spd (km/h)	Veh type	No. of Veh	Service interval	Run time (min)	Term time (min)	Avg spd (km/h)	Veh type	No. of Veh	Service interval	Run time (min)	Term time (min)	Avg spd (km/h)	Veh type	No. of Veh	Service interval	Run time (min)	Term time (min)	Avg spd (km/h)	First dep NB or WB	First dep SB or EB	Last dep NB or WB	Last dep SB or EB							
37 ISLINGTON &	Arw	Service outside Toronto north of Steeles Avenue is provided under contract to York Region.																																								
Monday to Friday	20-Jun-11	Monday-Friday morning peak period							Monday-Friday midday							Monday-Friday afternoon peak period							Monday-Friday early evening							Monday-Friday late evening												
37 Islington Stn – Steeles	28.45	LF	11	8' 00"	85	3	20.1	LF	7	12' 00"	77	7	22.2	LF	10	9' 00"	85	5	20.1	LF	3	30' 00"	80	10	21.3	LF	3	30' 00"	76	14	22.5	545a	522a	231a	145a							
37A Islington Stn – Woodbine Centre and Humberwood via Rexdale Blvd	33.25	LF	4	24' 00"	84	12	23.8	LF	7	12' 00"	84	0	23.8	LF	5	18' 00"	90	0	22.2	LF	3	30' 00"	89	1	22.4	LF	3	30' 00"	82	8	24.3	552a	558a	115a	1236a							
37D Islington Stn – Highway 7 via Pine Valley	38.86	LF	1	32' 00"	115	5	20.3	LF	1	36' 00"	101	19	23.1	LF	1	36' 00"	115	11	20.3														549a	600a	604p	713p						
Combined/Average			16	6' 00"				15	6' 00"					16	6' 00"					6	15' 00"					6	15' 00"															
			Every 4th 37 operates as a 37D							Every 3rd 37 operates as a 37D							Every 4th 37 operates as a 37D																									
Saturday	28-Nov-09	Saturday early morning							Saturday morning							Saturday afternoon							Saturday early evening							Saturday late evening												
37 Islington Stn – Steeles	28.45	LF	4	20' 00"	80	0	21.3	LF	4	20' 00"	80	0	21.3	LF	4	20' 00"	80	0	21.3	LF	3	30' 00"	75	15	22.8	LF	3	30' 00"	75	15	22.8	548a	537a	231a	145a							
37A Islington Stn – Woodbine Centre and Humberwood via Rexdale Blvd	33.25	LF	3	24' 00"	72	0	27.7	LF	8	10' 00"	72	8	27.7	LF	9	8' 30"	72	5	27.7	LF	8	10' 00"	72	8	27.7	LF	5	15' 00"	72	3	27.7	552a	612a	115a	1237a							
Combined/Average			7	10' 55"				12	6' 40"					13	5' 58"					11	7' 30"					8	10' 00"															
Sunday	03-Jan-10	Sunday early morning							Sunday morning							Sunday afternoon							Sunday early evening							Sunday late evening												
37 Islington Stn – Steeles	28.45							LF	4	20' 00"	75	5	22.8	LF	4	20' 00"	75	5	22.8	LF	3	30' 00"	75	15	22.8									900a	830a	948p	1018p					
37A Islington Stn – Woodbine Centre and Humberwood via Rexdale Blvd	33.25	LF	3	24' 00"	70	2	28.5	LF	6	12' 00"	72	0	27.7	LF	8	10' 00"	72	8	27.7	LF	4	20' 00"	72	8	27.7	LF	3	30' 00"	72	18	27.7	552a	602a	117a	1234a							
37C Islington Stn – Steeles & Kipling	31.32													LF	3	30' 00"	81	9	23.2							LF	3	30' 00"	81	9	23.2	1004p	1045p	239a	145a							
Combined/Average			3	24' 00"				10	7' 30"					12	6' 40"					7	12' 00"					6	15' 00"															
311 ISLINGTON &	Arw	Service outside Toronto north of Steeles Avenue is provided under contract to York Region.																																								
Overnight, 7 days a week	23-Nov-08	Monday-Friday overnight							Saturday overnight							Sunday overnight																										
311 Lake Shore – Steeles	41.56	LF	3	30' 00"	90	0	27.7	LF	3	30' 00"	90	0	27.7	LF	3	30' 00"	90	0	27.7																							
110 ISLINGTON SOUTH &	Qsy	Service outside Toronto north of Steeles Avenue is provided under contract to York Region.																																								
Monday to Friday	29-Mar-10	Monday-Friday morning peak period							Monday-Friday midday							Monday-Friday afternoon peak period							Monday-Friday early evening							Monday-Friday late evening												
110 Islington Stn – Lake Shore	11.52	LF	4	11' 00"	38	6	18.2	LF	1.5	22' 00"	33	0	20.9	LF	4	11' 00"	40	4	17.3	LF	1.5	22' 00"	33	0	20.9	LF	1	30' 00"	30	0	23.0	531a	545a	245a	230a							
110A Islington Stn – Long Branch via Horner and Browns Line	17.56	LF	2.5	22' 00"	53	2	19.9	LF	2.5	22' 00"	53	2	19.9	LF	3	22' 00"	56	10	18.8	LF	2.5	22' 00"	54	1	19.5	LF	2	30' 00"	50	10	21.1	518a	555a	120a	115a							
110B Islington Stn – Long Branch via Horner and 30th Street	17.53	LF	2.5	22' 00"	53	2	19.8							LF	3	22' 00"	56	10	18.8														610a	605a	844a	902a						
Combined/Average			9	5' 30"				4	11' 00"					10	5' 30"					4	11' 00"					3	15' 00"															
Saturday	09-Jan-10	Saturday early morning							Saturday morning							Saturday afternoon							Saturday early evening							Saturday late evening												
110 Islington Stn – Lake Shore	11.52	LF	1.5	22' 00"	33	0	20.9	LF	1.5	22' 00"	33	0	20.9	LF	1.5	22' 00"	33	0	20.9	LF	1.5	20' 00"	30	0	23.0	LF	1	30' 00"	30	0	23.0	540a	601a	245a	230a							
110A Islington Stn – Long Branch via Horner and Browns Line	17.56	LF	2.5	22' 00"	54	1	19.5	LF	2.5	22' 00"	54	1	19.5	LF	2.5	22' 00"	54	1	19.5	LF	2.5	20' 00"	50	0	21.1	LF	2	30' 00"	50	10	21.1	546a	550a	1250a	115a							
Combined/Average			4	11' 00"				4	11' 00"					4	11' 00"					4	10' 00"					3	15' 00"															
Sunday	03-Jan-10	Sunday morning							Sunday afternoon							Sunday early evening							Sunday late evening																			
110 Islington Stn – Lake Shore	11.52							LF	1.5	20' 00"	30	0	23.0	LF	1.5	20' 00"	30	0	23.0	LF	1	30' 00"	30	0	23.0	LF	1	30' 00"	30	0	23.0	830a	900a	245a	230a							
110A Islington Stn – Long Branch via Horner and Browns Line	17.56	LF	2.5	20' 00"	50	0	21.1	LF	2.5	20' 00"	50	0	21.1	LF	2.5	20' 00"	50	0	21.1	LF	2	30' 00"	50	10	21.1	LF	2	30' 00"	50	10	21.1	835a	845a	1250a	115a							
Combined/Average			4	10' 00"				4	10' 00"					3	15' 00"					3	15' 00"					3	15' 00"															

Overnight service on Islington Avenue provided by 311 ISLINGTON



TORONTO TRANSIT COMMISSION

SERVICE SUMMARY

June 19 to September 3, 2011

Route	RT dist (km) and date of last change	Veh type	No. of Veh	Service interval	Run time (min)	Term time (min)	Avg spd (km/h)	Veh type	No. of Veh	Service interval	Run time (min)	Term time (min)	Avg spd (km/h)	Veh type	No. of Veh	Service interval	Run time (min)	Term time (min)	Avg spd (km/h)	Veh type	No. of Veh	Service interval	Run time (min)	Term time (min)	Avg spd (km/h)	Veh type	No. of Veh	Service interval	Run time (min)	Term time (min)	Avg spd (km/h)	First dep NB or WB	First dep SB or EB	Last dep NB or WB	Last dep SB or EB			
35 JANE & Arw Service outside Toronto north of Steeles Avenue is provided under contract to York Region																																						
Monday to Friday 20-Jun-11 Monday-Friday morning peak period Monday-Friday midday Monday-Friday afternoon peak period Monday-Friday early evening Monday-Friday late evening																																						
35A Jane Stn – Steeles via Hullmar	31.17	LF	8	12' 00"	91	5	20.6	LF	5	20' 00"	99	1	18.9																									
35B Jane Stn – Pioneer Village & Steeles	29.71							LF		27' 00"	92	3	19.4	LF	5	20' 00"	97	3	18.4	LF		26' 00"	90	0	19.8													
35C Jane Stn – Steeles	29.69	LF	8	12' 00"	93	3	19.2	LF	21	4' 30"	92	3	19.4	LF	5	20' 00"	97	3	18.4	LF	14	6' 30"	90	0	19.7	LF	9	9' 00"	76	5	23.4							
35D Jane Stn – Langstaff Rd	40.41	LF	10	12' 00"	117	3	20.7	LF	1	27' 00"	117	5	20.7	LF	7	20' 00"	125	15	19.4	LF	1	26' 00"	115	2	21.1													
35E Jane Stn – York University Express	34.28	LF	5	18' 00"	88	2	23.4						LF	6	17' 00"	100	2	20.6																				
Combined/Average			31	3' 16"				22	4' 30"				28	3' 52"					14.9	6' 30"					9	9' 00"												
			Every 6th 35C operates as a 35B										Every 4th 35C operates as a 35B																									
			Every 6th 35C operates as a 35D										Every 4th 35C operates as a 35D																									
Saturday 06-Sep-08 Saturday early morning Saturday morning Saturday afternoon Saturday early evening Saturday late evening																																						
35B Jane Stn – Pioneer Village & Steeles	29.71							LF		30' 00"	93	2	19.1	LF		26' 00"	93	2	19.1	LF	7.5	12' 00"	86	4	20.7													
35C Jane Stn – Steeles	29.69	LF	12	7' 00"	80	4	22.3	LF	19	5' 00"	93	2	19.2	LF	22	4' 20"	93	2	19.2	LF	7.5	12' 00"	86	4	20.7	LF	8	10' 00"	76	4	23.4							
35D Jane Stn – Langstaff Rd	40.41	LF	1	28' 00"	97	15	25.0	LF	1	30' 00"	117	8	20.7	LF	1	26' 00"	118	3	20.5																			
Combined/Average			13	7' 00"				20	5' 00"				23	4' 20"					15	6' 00"					8	10' 00"												
			Every 4th 35C operates as a 35D										Every 6th 35C operates as a 35B																									
			Every 6th 35C operates as a 35D										Every 6th 35C operates as a 35D																									
Sunday 15-Feb-09 Sunday early morning Sunday morning Sunday afternoon Sunday early evening Sunday late evening																																						
35B Jane Stn – Pioneer Village & Steeles	29.71							LF	8	11' 00"	84	4	21.2	LF	9.5	10' 00"	90	5	19.8	LF	6	14' 00"	83	1	21.5													
35C Jane Stn – Steeles	29.69	LF	3	30' 00"	74	16	24.1	LF	8	11' 00"	84	4	21.2	LF	9.5	10' 00"	90	5	19.8	LF	6	14' 00"	83	1	21.5	LF	8	10' 00"	76	4	23.4							
Combined/Average			3	30' 00"				16	5' 30"				19	5' 00"					12	7' 00"					8	10' 00"												
313 JANE & Arw Overnight, 7 days a week 31-Jul-05 Monday-Friday overnight Saturday overnight Sunday overnight																																						
313 Steeles – Queen via Dundas and Roncesvalles	37.42	LF	3	30' 00"	90	0	24.9	LF	3	30' 00"	90	0	24.9	LF	3	30' 00"	90	0	24.9																			
83 JONES & Bir Monday to Friday 17-Feb-09 Monday-Friday morning peak period Monday-Friday midday Monday-Friday afternoon peak period Monday-Friday early evening Monday-Friday late evening																																						
83 Donlands Stn – Commissioners	7.61	LF	3	12' 00"	36	0	12.7	LF	1	30' 00"	30	0	15.2	LF	2	18' 00"	36	0	12.7	LF	1	30' 00"	30	0	15.2	LF	1	30' 00"	30	0	15.2							
Saturday 16-Oct-10 Saturday early morning Saturday morning Saturday afternoon Saturday early evening Saturday late evening																																						
83 Donlands Stn – Commissioners	7.61	LF	1	30' 00"	30	0	15.2	LF	1	30' 00"	30	0	15.2	LF	1	30' 00"	30	0	15.2	LF	1	30' 00"	30	0	15.2	LF	1	30' 00"	30	0	15.2							
Sunday 10-Oct-10 Sunday morning Sunday afternoon Sunday early evening Sunday late evening																																						
83 Donlands Stn – Commissioners	7.61							LF	1	30' 00"	30	0	15.2	LF	1	30' 00"	30	0	15.2	LF	1	30' 00"	30	0	15.2	LF	1	30' 00"	30	0	15.2							
40 JUNCTION & MtD Monday to Friday 24-Nov-08 Monday-Friday morning peak period Monday-Friday midday Monday-Friday afternoon peak period Monday-Friday early evening Monday-Friday late evening																																						
40 Dundas West Stn – Runnymede	6.03	LF	3	8' 00"	20	4	18.1	LF	2	15' 00"	30	0	12.1	LF	4	7' 30"	30	0	12.1	LF	2	12' 00"	22	2	16.4	LF	1	20' 00"	16	4	22.6							
Saturday 29-Nov-08 Saturday early morning Saturday morning Saturday afternoon Saturday early evening Saturday late evening																																						
40 Dundas West Stn – Runnymede	6.03	LF	2	8' 00"	14	2	25.8	LF	2	12' 00"	22	2	16.4	LF	2	15' 00"	30	0	12.1	LF	2	12' 00"	18	6	20.1	LF	1	20' 00"	16	4	22.6							
Sunday 23-Nov-08 Sunday early morning Sunday morning Sunday afternoon Sunday early evening Sunday late evening																																						
40 Dundas West Stn – Runnymede	6.03	LF	1	20' 00"	14	6	25.8	LF	2	12' 00"	20	4	18.1	LF	2	12' 00"	20	4	18.1	LF	2	12' 00"	18	6	20.1	LF	1	20' 00"	14	6	25.8							

Overnight service provided by 313 JANE



TORONTO TRANSIT COMMISSION

SERVICE SUMMARY

June 19 to September 3, 2011

Route	RT dist (km) and date of last change	Veh type	No. of Veh	Service interval	Run time (min)	Term time (min)	Avg spd (km/h)	Veh type	No. of Veh	Service interval	Run time (min)	Term time (min)	Avg spd (km/h)	Veh type	No. of Veh	Service interval	Run time (min)	Term time (min)	Avg spd (km/h)	Veh type	No. of Veh	Service interval	Run time (min)	Term time (min)	Avg spd (km/h)	Veh type	No. of Veh	Service interval	Run time (min)	Term time (min)	Avg spd (km/h)	First dep NB or WB	First dep SB or EB	Last dep NB or WB	Last dep SB or EB																															
41 KEELE &	MtD	Temporary routing change until end of June 2011 Board Period, due to City construction between Finch and Steeles.																																																																
Monday to Friday	20-Jun-11	Monday-Friday morning peak period				Monday-Friday midday				Monday-Friday afternoon peak period				Monday-Friday early evening				Monday-Friday late evening																																																
41 Keele Stn – York University and Steeles	32.46													LF	8	15' 00"	119	1	16.4	LF	4	24' 00"	92	4	21.2							607p	713p	230a	238a																															
41B Keele Stn – Steeles & Petrolia via York University	33.25	LF	15	8' 15"	122	2	16.4	LF	17	7' 20"	124	1	16.1	LF	18	7' 30"	134	1	14.9													425a	446a	600p	713p																															
41E Keele Stn – York University Express	27.36	LF	6	15' 00"	90	0	18.2						LF	7	14' 15"	99	1	16.6													600a	645a	830a	815a																																
Combined/Average			21	5' 19"				17	7' 20"				25	4' 55"					8	15' 00"						4	24' 00"			332p	230p	622p	602p																																	
Saturday	19-Feb-11	Saturday early morning				Saturday morning				Saturday afternoon				Saturday early evening				Saturday late evening																																																
41 Keele Stn – York University and Steeles	32.46	LF	9	12' 00"	108	0	18.0	LF	17	7' 20"	125	0	15.6	LF	20	6' 15"	125	0	15.6	LF	6	15' 00"	90	0	21.6	LF	4	22' 00"	88	0	22.1	455a	500a	140a	150a																															
Sunday	13-Feb-11	Sunday early morning				Sunday morning				Sunday afternoon				Sunday early evening				Sunday late evening																																																
41 Keele Stn – York University and Steeles	32.46	LF	5	20' 00"	100	0	19.5	LF	9	12' 00"	108	0	18.0	LF	11	11' 16"	123	1	15.8	LF	5	18' 00"	90	0	21.6	LF	4	22' 00"	88	0	22.1	630a	715a	140a	220a																															
107 KEELE NORTH &	Wil	Service outside Toronto north of Steeles Avenue, all late evening and weekend service in Toronto, and all midday service in Toronto on the 107B branch is provided under contract to York Region																																																																
Monday to Friday	14-Feb-11	Monday-Friday morning peak period				Monday-Friday midday				Monday-Friday afternoon peak period				Monday-Friday early evening				Monday-Friday late evening																																																
107B Downsview Stn – Rutherford Go Stn via Chesswood and York University	33.76	Lift	7	16' 30"	107	9	18.9	Lift	3.5	30' 00"	89	16	22.8	Lift	6	20' 00"	108	12	18.8													610a	742a	548p	654p																															
107B Downsview Stn – Rutherford Go Stn via Chesswood	32.32	Lift	Two NB Trips																																																															
107C Downsview Stn – Teston Rd	35.92													Lift	4	24' 00"	94	2	22.9	Lift	2	40' 00"	75	5	28.7						510a	1200a	1243a																																	
107C Downsview Stn – Teston Rd via York University	37.37	Lift	4	33' 00"	117	15	19.2	Lift	3.5	30' 00"	100	5	22.4	Lift	4	34' 00"	125	11	17.9												615a	715a																																		
107F Downsview Stn – Kirby Rd via York University	40.88	Lift	4	33' 00"	126	6	19.5						Lift	4	34' 00"	131	5	18.7												551a	605a	900a	958a																																	
Combined/Average			15	8' 15"				7	15' 00"				14	9' 11"					4	24' 00"						2	40' 00"			225p	333p	629p	743p																																	
		Buses operate southbound via York University				Buses operate via York University SB before noon, and NB after noon.				Buses operate northbound via York University																																																								
Saturday	19-Feb-11	Saturday early morning				Saturday morning				Saturday afternoon				Saturday early evening				Saturday late evening																																																
107C Downsview Stn – Teston Rd	35.92	Lift	2	60' 00"	94	26	22.9	Lift	2	60' 00"	100	20	21.6	Lift	2	60' 00"	100	20	21.6	Lift	1.5	60' 00"	80	10	26.9	Lift	1	80' 00"	75	5	28.7	630a	730a	1040p	1123p																															
107D Downsview Stn – McNaughton	32.22	Lift	2	60' 00"	94	26	20.6	Lift	2	60' 00"	100	20	19.3	Lift	2	60' 00"	100	20	19.3	Lift	1.5	60' 00"	80	10	24.2	Lift	1	80' 00"	75	5	25.8	600a	700a	920p	1000p																															
Combined/Average			4	30' 00"				4	30' 00"				4	30' 00"					3	30' 00"						2	40' 00"																																							
Sunday	13-Feb-11	Sunday morning				Sunday afternoon				Sunday early evening				Sunday late evening																																																				
107C Downsview Stn – Teston Rd	35.92							Lift	1.5	60' 00"	89	1	24.2	Lift	1.5	60' 00"	89	1	24.2	Lift	1	80' 00"	75	5	28.7	Lift	1	80' 00"	75	5	28.7	800a	840a	1000p	1123p																															
107D Downsview Stn – McNaughton	32.22							Lift	1.5	60' 00"	89	1	21.7	Lift	1.5	60' 00"	89	1	21.7	Lift	1	80' 00"	75	5	25.8	Lift	1	80' 00"	75	5	25.8	840a	920a	1040p	1040p																															
Combined/Average								3	30' 00"				3	30' 00"					2	40' 00"						2	40' 00"																																							

**TORONTO TRANSIT COMMISSION****SERVICE SUMMARY**

June 19 to September 3, 2011

Route	RT dist (km) and date of last change	Veh type	No. of Veh	Service interval	Run time (min)	Term time (min)	Avg spd (km/h)	Veh type	No. of Veh	Service interval	Run time (min)	Term time (min)	Avg spd (km/h)	Veh type	No. of Veh	Service interval	Run time (min)	Term time (min)	Avg spd (km/h)	Veh type	No. of Veh	Service interval	Run time (min)	Term time (min)	Avg spd (km/h)	Veh type	No. of Veh	Service interval	Run time (min)	Term time (min)	Avg spd (km/h)	First dep NB or WB	First dep SB or EB	Last dep NB or WB	Last dep SB or EB		
43 KENNEDY & Monday to Friday	Egl 09-May-11			Monday-Friday morning peak period				Monday-Friday midday					Monday-Friday afternoon peak period						Monday-Friday early evening						Monday-Friday late evening												
43 Kennedy Stn – Steeles	23.76	LF	5.5	14' 00"	72	5	19.8	LF	5	15' 00"	70	5	20.4	LF	7.5	12' 00"	86	4	16.6	LF	5	15' 00"	70	5	20.4	LF	4	15' 00"	60	0	23.8	525a	530a	210a	135a		
43B Kennedy Stn – Scarborough Centre Stn via Progress	14.23	LF	3.5	14' 00"	48	1	17.8	LF	3	15' 00"	42	3	20.3	LF	4.5	12' 00"	48	6	17.8	LF	3	15' 00"	42	3	20.3							605a	533a	1007p	1013p		
Combined/Average			9	7' 00"				8	7' 30"				12	6' 00"					8	7' 30"					4	15' 00"											
Saturday	14-May-11			Saturday early morning				Saturday morning					Saturday afternoon						Saturday early evening						Saturday late evening												
43 Kennedy Stn – Steeles	23.76	LF	3	20' 00"	60	0	23.8	LF	6.5	12' 00"	76	2	18.8	LF	6.5	12' 00"	76	2	18.8	LF	3	20' 00"	60	0	23.8	LF	3	20' 00"	60	0	23.8	540a	610a	205a	130a		
43B Kennedy Stn – Scarborough Centre Stn via Progress	14.23	LF	2	20' 00"	40	0	21.3	LF	3.5	12' 00"	40	2	21.3	LF	3.5	12' 00"	40	2	21.3	LF	2	20' 00"	40	0	21.3							550a	610a	1010p	1010p		
Combined/Average			5	10' 00"				10	6' 00"				10	6' 00"					5	10' 00"					3	20' 00"											
Sunday	08-May-11			Sunday morning				Sunday afternoon					Sunday early evening						Sunday late evening																		
43 Kennedy Stn – Steeles	23.76			LF	8	8' 45"	65	5	21.9	LF	8	8' 45"	68	2	21.0	LF	3	20' 00"	54	6	26.4	LF	3	20' 00"	54	6	26.4	LF	3	20' 00"	54	6	26.4	800a	830a	210a	137a

504 KING Ron/Rus/Qsy

June 19 to July 30, 2011 Temporary routing change - City of Toronto gas main replacement on Roncesvalles Avenue between Dundas St. and Queen St.. TTC track and overhead rehabilitation on King St between Queen St and Close Ave requires streetcar diversion via Shaw St and Queen St.

Route	RT dist (km) and date of last change	Veh type	No. of Veh	Service interval	Run time (min)	Term time (min)	Avg spd (km/h)	Veh type	No. of Veh	Service interval	Run time (min)	Term time (min)	Avg spd (km/h)	Veh type	No. of Veh	Service interval	Run time (min)	Term time (min)	Avg spd (km/h)	Veh type	No. of Veh	Service interval	Run time (min)	Term time (min)	Avg spd (km/h)	Veh type	No. of Veh	Service interval	Run time (min)	Term time (min)	Avg spd (km/h)	First dep NB or WB	First dep SB or EB	Last dep NB or WB	Last dep SB or EB
Monday to Friday	20-Jun-11			Monday-Friday morning peak period				Monday-Friday midday					Monday-Friday afternoon peak period						Monday-Friday early evening						Monday-Friday late evening										
504 Roncesvalles & Queen – Broadview Stn	22.30	CLRV	25	4' 00"	98	2	13.7	CLRV	23	4' 15"	94	4	14.2	CLRV	34	3' 20"	108	6	12.4	CLRV	17	5' 30"	89	5	15.0	CLRV	12	7' 00"	82	2	16.3	500a	506a	205a	215a
504 Roncesvalles & Queen – Broadview Stn	22.30	ALRV	7	trips																															
504 Roncesvalles & Queen – Broadview Stn	22.30	CLRV	3	trips																															
Combined/Average			35																																
504 Dundas West Stn – Sunnyside Loop	4.37	HF	7	3' 45"	25	2	10.6	HF	5	5' 00"	24	1	10.9	HF	8	3' 20"	25	2	10.5	HF	4	5' 30"	20	2	13.1	HF	3	7' 00"	20	1	13.1	445a	458a	237a	247a
See also 508 LAKE SHORE																																			
Saturday	14-May-11			Saturday early morning				Saturday morning					Saturday afternoon						Saturday early evening						Saturday late evening										
504 Roncesvalles & Queen – Broadview Stn	22.30	CLRV	9	10' 00"	87	3	15.4	CLRV	11	8' 20"	91	1	14.7	CLRV	15	6' 15"	91	3	14.7	CLRV	10	8' 00"	80	0	16.7	CLRV	9	9' 00"	78	3	17.2	500a	459a	230a	259a
504 Dundas West Stn – Sunnyside Loop	4.37	HF	3	8' 20"	25	0	10.5	HF	3	8' 20"	25	0	10.5	HF	4	6' 15"	25	0	10.5	HF	3	8' 00"	22	2	11.9	HF	3	9' 00"	20	7	13.1	439a	450a	304a	313a
Sunday	08-May-11			Sunday early morning				Sunday morning					Sunday afternoon						Sunday early evening						Sunday late evening										
504 Roncesvalles & Queen – Broadview Stn	22.30	CLRV	6	15' 00"	82	8	16.3	CLRV	13	7' 00"	88	3	15.2	CLRV	15	6' 15"	89	5	15.0	CLRV	9	9' 00"	80	1	16.7	CLRV	8	10' 00"	79	1	16.9	520a	528a	220a	229a
504 Dundas West Stn – Sunnyside Loop	4.37	HF	2	10' 00"	20	0	13.1	HF	4	7' 00"	25	3	10.5	HF	4	6' 15"	25	0	10.5	HF	3	9' 00"	22	5	11.9	HF	2	10' 00"	20	0	13.1	527a	511a	253a	243a

July 31 to September 3, 2011 Temporary routing change - TTC track and overhead rehabilitation continues on King St between Queen St and Close Ave requiring streetcar diversion via Shaw St and Queen St. Streetcar service on Roncesvalles Avenue is restored.

Route	RT dist (km) and date of last change	Veh type	No. of Veh	Service interval	Run time (min)	Term time (min)	Avg spd (km/h)	Veh type	No. of Veh	Service interval	Run time (min)	Term time (min)	Avg spd (km/h)	Veh type	No. of Veh	Service interval	Run time (min)	Term time (min)	Avg spd (km/h)	Veh type	No. of Veh	Service interval	Run time (min)	Term time (min)	Avg spd (km/h)	Veh type	No. of Veh	Service interval	Run time (min)	Term time (min)	Avg spd (km/h)	First dep NB or WB	First dep SB or EB	Last dep NB or WB	Last dep SB or EB
Monday to Friday	02-Aug-11			Monday-Friday morning peak period				Monday-Friday midday					Monday-Friday afternoon peak period						Monday-Friday early evening						Monday-Friday late evening										
504 Dundas West Stn–Broadview Stn	25.62	CLRV	29	4' 00"	108	8	14.2	CLRV	25	4' 20"	102	7	15.1	CLRV	37	3' 20"	116	8	13.3	CLRV	19	5' 30"	97	8	15.8	CLRV	13	7' 30"	90	8	17.1	500a	457a	205a	205a
504 Dundas West Stn–Broadview Stn	25.62	ALRV	7	trips																															
504 Dundas West Stn–Broadview Stn	25.62	CLRV	3	trips																															
Combined/Average			39																																
See also 508 LAKE SHORE																																			
Saturday	06-Aug-11			Saturday early morning				Saturday morning					Saturday afternoon						Saturday early evening						Saturday late evening										
504 Dundas West Stn–Broadview Stn	25.62	CLRV	10	10' 00"	95	5	16.2	CLRV	13	8' 20"	99	9	15.5	CLRV	17	6' 15"	99	7	15.5	CLRV	12	8' 00"	88	8	17.5	CLRV	10	9' 30"	88	7	17.5	500a	455a	230a	250a
Sunday	31-Jul-11			Sunday early morning				Sunday morning					Sunday afternoon						Sunday early evening						Sunday late evening										
504 Dundas West Stn–Broadview Stn	25.62	CLRV	9	10' 00"	90	0	17.1	CLRV	15	7' 00"	97	8	15.8	CLRV	17	6' 15"	97	9	15.8	CLRV	10	9' 30"	88	7	17.5	CLRV	9	10' 00"	88	2	17.5	520a	520a	220a	215a



TORONTO TRANSIT COMMISSION

SERVICE SUMMARY

June 19 to September 3, 2011

Route	RT dist (km) and date of last change	Veh type	No. of Veh	Service interval	Run time (min)	Term time (min)	Avg spd (km/h)	Veh type	No. of Veh	Service interval	Run time (min)	Term time (min)	Avg spd (km/h)	Veh type	No. of Veh	Service interval	Run time (min)	Term time (min)	Avg spd (km/h)	Veh type	No. of Veh	Service interval	Run time (min)	Term time (min)	Avg spd (km/h)	Veh type	No. of Veh	Service interval	Run time (min)	Term time (min)	Avg spd (km/h)	First dep NB or WB	First dep SB or EB	Last dep NB or WB	Last dep SB or EB																					
12 KINGSTON RD &		Bir																																																						
Monday to Friday	20-Jun-11		Monday-Friday morning peak period				Monday-Friday midday				Monday-Friday afternoon peak period				Monday-Friday early evening				Monday-Friday late evening																																					
12 Victoria Park Stn – St Clair	16.85	LF	3	18'00"	54	0	18.7	LF	2.5	20'00"	50	0	20.2	LF	3	18'00"	54	0	18.7	LF	2.5	20'00"	50	0	20.2	LF	3	20'00"	60	0	22.8	525a	540a	955p	950p																					
12A Victoria Park Stn – Kennedy Stn via Variety Village and Brimley	22.8	LF	4	18'00"	68	4	20.1	LF	3.5	20'00"	65	5	21.0	LF	4	18'00"	68	4	20.1	LF	3.5	20'00"	65	5	21.0	LF	3	20'00"	60	0	22.8	551a	549a	110a	100a																					
Combined/Average			7	9'00"					6	10'00"					7	9'00"					6	10'00"						3	20'00"																											
Before 9:00 am, 12 operates Kingston Rd, Brimley, Barkdene, Brooklawn, St Clair, Brimley and Kingston Rd After 9:00 am, 12 operates Kingston Rd, Brimley, St Clair, Brooklawn, Barkdene, Brimley and Kingston Rd																																																								
Saturday	25-Jun-11		Saturday early morning				Saturday morning				Saturday afternoon				Saturday early evening				Saturday late evening																																					
12A Victoria Park Stn – Kennedy Stn via Variety Village and Brimley	22.8	LF	4	17'00"	65	3	21.0	LF	4	17'00"	65	3	21.0	LF	4	17'00"	65	3	21.0	LF	3	20'00"	60	0	22.8	LF	2	30'00"	60	0	22.8	529a	603a	100a	100a																					
Sunday	19-Jun-10		Sunday morning				Sunday afternoon				Sunday early evening				Sunday late evening																																									
12A Victoria Park Stn – Kennedy Stn via Variety Village and Brimley	22.8							LF	4	17'00"	65	3	21.0	LF	4	17'00"	65	3	21.0	LF	3	20'00"	60	0	22.8	LF	2	30'00"	60	0	22.8	802a	745a	100a	100a																					
Overnight service on Victoria Park Avenue provided by 324 VICTORIA PARK																																																								
503 KINGSTON RD		Rus																																																						
503 York – Victoria Park			See 502 DOWNTOWNER																																																					
45 KIPLING &		Qsy																																																						
Monday to Friday	20-Jun-11		Monday-Friday morning peak period				Monday-Friday midday				Monday-Friday afternoon peak period				Monday-Friday early evening				Monday-Friday late evening																																					
45 Kipling Stn – Steeles	29.34	LF	4	20'00"	76	4	23.2	LF	10	8'00"	72	8	24.4	LF	5	16'00"	79	1	22.3	LF	9	8'00"	68	4	25.9	LF	6	11'00"	61	5	28.9	430a	445a	151a	207a																					
45A Kipling Stn – Carlingview via Belfield	25.04	LF	3	20'00"	59	1	25.5	LF	3	20'00"	56	4	26.8	LF	4	16'00"	59	5	25.5																																					
45E Kipling Stn – Steeles Express	29.34	LF	12	5'45"	67	2	26.3						LF	9	8'00"	72	0	24.4																																						
Combined/Average			19	3'39"					13	5'43"					18	4'00"					9	8'00"						6	11'00"																											
Saturday	20-Feb-10		Saturday early morning				Saturday morning				Saturday afternoon				Saturday early evening				Saturday late evening																																					
45 Kipling Stn – Steeles	29.34	LF	5	13'00"	65	0	27.1	LF	8	9'00"	70	2	25.1	LF	9	8'00"	70	2	25.1	LF	6	12'00"	66	6	26.7	LF	4	17'00"	61	7	28.9	543a	543a	134a	207a																					
Sunday	14-Feb-10		Sunday morning				Sunday afternoon				Sunday early evening				Sunday late evening																																									
45 Kipling Stn – Steeles	29.34							LF	5	15'00"	67	8	26.3	LF	6	12'00"	68	4	25.9	LF	6	12'00"	68	4	25.9	LF	4	17'00"	61	7	28.9	800a	807a	100a	133a																					
44 KIPLING SOUTH &		Qsy																																																						
Monday to Friday	20-Jun-11		Monday-Friday morning peak period				Monday-Friday midday				Monday-Friday afternoon peak period				Monday-Friday early evening				Monday-Friday late evening																																					
44 Kipling Stn – Lake Shore	10.38	LF	5	7'30"	36	2	17.3	LF	5	8'00"	36	4	17.3	LF	5	7'30"	36	2	17.3	LF	3	12'00"	30	6	20.8	LF	2	15'00"	30	0	20.8	501a	516a	147a	202a																					
Saturday	20-Feb-10		Saturday early morning				Saturday morning				Saturday afternoon				Saturday early evening				Saturday late evening																																					
44 Kipling Stn – Lake Shore	10.38	LF	2	15'00"	30	0	20.8	LF	2	15'00"	30	0	20.8	LF	3	12'00"	34	2	18.3	LF	1	30'00"	30	0	20.8	LF	1	30'00"	29	1	21.5	503a	518a	147a	202a																					
Sunday	14-Feb-10		Sunday morning				Sunday afternoon				Sunday early evening				Sunday late evening																																									
44 Kipling Stn – Lake Shore	10.38							LF	2	15'00"	30	0	20.8	LF	2	15'00"	30	0	20.8	LF	1	30'00"	30	0	20.8	LF	1	30'00"	29	1	21.5	847a	902a	1247a	205a																					
508 LAKE SHORE		Ron																																																						
Monday to Friday	20-Jun-11		Monday-Friday morning peak period				Monday-Friday afternoon peak period																																																	
508 Long Branch – Parliament	18.80	CLRV	3	Three EB trips																																																				
508 Church – Long Branch	17.40													CLRV	4	Four WB trips																																								



TORONTO TRANSIT COMMISSION

SERVICE SUMMARY

June 19 to September 3, 2011

Route	RT dist (km) and date of last change	Veh type	No. of Veh	Service interval	Run time (min)	Term time (min)	Avg spd (km/h)	Veh type	No. of Veh	Service interval	Run time (min)	Term time (min)	Avg spd (km/h)	Veh type	No. of Veh	Service interval	Run time (min)	Term time (min)	Avg spd (km/h)	Veh type	No. of Veh	Service interval	Run time (min)	Term time (min)	Avg spd (km/h)	Veh type	No. of Veh	Service interval	Run time (min)	Term time (min)	Avg spd (km/h)	First dep NB or WB	First dep SB or EB	Last dep NB or WB	Last dep SB or EB					
30 LAMBTON &	Qsy																																							
Monday to Friday	20-Jun-11		Monday-Friday morning peak period					Monday-Friday midday					Monday-Friday afternoon peak period					Monday-Friday early evening					Monday-Friday late evening																	
30 Kipling Stn – High Park Stn	18.39	LF	3	20' 00"	53	7	20.8	LF	2	30' 00"	49	11	22.5	LF	3	20' 00"	53	7	20.8	LF	2	30' 00"	56	4	19.7	LF	2	30' 00"	44	16	25.1	520a	540a	1258a	105a					
Saturday	25-Jun-11		Saturday early morning					Saturday morning					Saturday afternoon					Saturday early evening					Saturday late evening																	
30 Kipling Stn – High Park Stn	18.39	LF	2	30' 00"	44	16	25.1							LF	2	30' 00"	48	12	23.0	LF	2	30' 00"	44	16	25.1							530a	600a	1000a	930a					
30B Kipling Stn – High Park via High Park Stn	19.20							LF	3.25	20' 00"	65	0	17.7	LF	3.25	20' 00"	65	0	17.7													705p	630p	100a	100a					
								Alternates trips with 112C West Mall					Alternates trips with 112C West Mall																			1019a	947a	639p	607p					
Sunday	19-Jun-11		Sunday morning					Sunday afternoon					Sunday early evening																											
30 Kipling Stn – High Park Stn	18.39													LF	2	30' 00"	48	12	23.0													830a	900a	1022a	951a					
30B Kipling Stn – High Park via High Park Stn	19.20							LF	2.17	30' 00"	65	0	17.7	LF	2.17	30' 00"	65	0	17.7													705p	642p	1005p	1005p					
								Alternates trips with 49 Bloor West					Alternates trips with 49 Bloor West																			1044a	1012a	644p	612p					
47 LANSLOWNE &	MtD																																							
Monday to Friday	03-Jan-11		Monday-Friday morning peak period					Monday-Friday midday					Monday-Friday afternoon peak period					Monday-Friday early evening					Monday-Friday late evening																	
47 Queen – St Clair	8.51	LF	4	11' 00"	36	8	14.2	LF	2.5	15' 00"	36	2	14.4	LF	3	13' 00"	36	3	14.2	LF	2	18' 00"	36	0	14.2	LF	1	30' 00"	30	0	17.0	500a	445a	145a	128a					
47B Queen – Yorkdale Stn via Caledonia and Bridgeland	25.11	LF	4	22' 00"	86	2	17.5	LF	5.5	15' 00"	76	7	19.8	LF	3.5	26' 00"	91	0	16.6	LF	5	18' 00"	78	12	19.3	LF	3	30' 00"	69	21	21.8	530a	512a	1258a	1253a					
47C Queen – Yorkdale Stn via Caledonia and Orfus	24.46	LF	4	22' 00"	86	2	17.1	LF					16.1	LF	3.5	26' 00"	91	0	16.1												541a	520a	859a	900a						
Combined/Average			12	5' 30"				8	7' 30"				10	6' 30"					7	9' 00"						4	15' 00"			319p	245p	621p	614p							
Saturday	08-Jan-11		Saturday early morning					Saturday early morning					Saturday afternoon					Saturday early evening					Saturday late evening																	
47 Queen – St Clair	8.51	LF	2.5	18' 00"	36	9	14.2	LF	2.5	18' 00"	36	9	14.2	LF	3	18' 00"	44	10	11.6	LF	2	20' 00"	36	4	14.2	LF	1	30' 00"	30	0	17.0	559a	627a	145a	128a					
47B Queen – Yorkdale Stn via Caledonia and Bridgeland	25.11	LF	4.5	18' 00"	80	1	18.8	LF	4.5	18' 00"	80	1	18.8	LF	5	18' 00"	88	2	17.1	LF	4	20' 00"	78	2	19.3	LF	3	30' 00"	69	21	21.8	549a	516a	1258a	1253a					
Combined/Average			7	9' 00"				7	9' 00"				8	9' 00"					6	10' 00"						4	15' 00"													
Sunday	02-Jan-11		Sunday early morning					Sunday early morning					Sunday afternoon					Sunday early evening					Sunday late evening																	
47 Queen – St Clair	8.51	LF	2	20' 00"	36	4	14.2	LF	2	20' 00"	36	4	14.2	LF	2	20' 00"	36	4	14.2	LF	2	20' 00"	36	4	14.2	LF	1	30' 00"	30	0	17.0	548a	530a	145a	128a					
47B Queen – Yorkdale Stn via Caledonia and Bridgeland	25.11	LF	4	20' 00"	78	2	19.3	LF	4	20' 00"	78	2	19.3	LF	4	20' 00"	78	2	19.3	LF	4	20' 00"	78	2	19.3	LF	3	30' 00"	69	21	21.8	812a	755a	1258a	1253a					
Combined/Average			2	20' 00"				6	10' 00"				6	10' 00"					6	10' 00"						4	15' 00"													
54 LAWRENCE EAST &	Egl																																							
Monday to Friday	20-Jun-11		Monday-Friday morning peak period					Monday-Friday midday					Monday-Friday afternoon peak period					Monday-Friday early evening					Monday-Friday late evening																	
54 Eglinton Stn – Orton Park	40.09	LF	13	10' 30"	131	6	18.4	LF	10	12' 00"	120	0	20.0	LF	11	12' 00"	130	2	18.5	LF	6	20' 00"	120	0	20.0	LF	4.5	23' 15"	105	0	23.0	515a	605a	141a	157a					
54A Eglinton Stn – Starspray Blvd	53.90	LF	16	10' 30"	168	0	19.3	LF	13	12' 00"	150	6	21.6	LF	14	12' 00"	168	0	19.3	LF	7	20' 00"	140	0	23.1	LF	5.5	23' 15"	123	5	26.3	515a	518a	139a	209a					
54E Lawrence East Stn – Starspray Blvd Express	26.96	LF	6	10' 30"	63	0	25.7						25.3	LF	6	12' 00"	64	8	25.3												635a	707a	851a	831a						
Combined/Average			35	3' 30"				23	6' 00"				31	4' 00"					13	10' 00"						10	11' 38"			332p	323p	656p	659p							
Saturday	29-Nov-08		Saturday early morning					Saturday morning					Saturday afternoon					Saturday early evening					Saturday late evening																	
54 Eglinton Stn – Orton Park	40.09	LF	4	30' 00"	120	0	20.0	LF	7.5	16' 00"	120	0	20.0	LF	9	14' 00"	120	6	20.0	LF	3.5	30' 00"	105	0	22.9	LF	3.5	30' 00"	105	0	22.9	553a	623a	107a	215a					
54A Eglinton Stn – Starspray Blvd	53.90	LF	5	30' 00"	150	0	21.6	LF	9.5	16' 00"	152	0	21.3	LF	11	14' 00"	152	2	21.3	LF	4.5	30' 00"	123	12	26.3	LF	4.5	30' 00"	123	12	26.3	528a	608a	132a	130a					
Combined/Average			9	15' 00"				17	8' 00"				20	7' 00"					8	15' 00"						8	15' 00"													
Sunday	23-Nov-08		Sunday early morning					Sunday morning					Sunday afternoon					Sunday early evening					Sunday late evening																	
54 Eglinton Stn – Orton Park	40.09	LF	3.5	30' 00"	105	0	22.9	LF	6	20' 00"	115	5	20.9	LF	7.5	16' 00"	115	5	20.9	LF	3.5	30' 00"	105	0	22.9	LF	3.5	30' 00"	105	0	22.9	635a	730a	105a	215a					
54A Eglinton Stn – Starspray Blvd	53.90	LF	4.5	30' 00"	135	0	24.0	LF	7	20' 00"	138	2	23.4	LF	9.5	16' 00"	140	12	23.1	LF	4.5	30' 00"	120	15	27.0	LF	4.5	30' 00"	120	15	27.0	723a	715a	144a	130a					
Combined/Average			8	15' 00"				13	10' 00"				17	8' 00"					8	15' 00"						8	15' 00"													

54 operates north via Scarborough Golf Club Road before 300p, north via Orton Park Road after 300p
Overnight service east of Kingston Road provided by 305 EGLINTON EAST.



SERVICE SUMMARY

June 19 to September 3, 2011

Route	RT dist (km) and date of last change	Veh type	No. of Veh	Service interval	Run time (min)	Term time (min)	Avg spd (km/h)	Veh type	No. of Veh	Service interval	Run time (min)	Term time (min)	Avg spd (km/h)	Veh type	No. of Veh	Service interval	Run time (min)	Term time (min)	Avg spd (km/h)	Veh type	No. of Veh	Service interval	Run time (min)	Term time (min)	Avg spd (km/h)	Veh type	No. of Veh	Service interval	Run time (min)	Term time (min)	Avg spd (km/h)	First dep NB or WB	First dep SB or EB	Last dep NB or WB	Last dep SB or EB		
354 LAWRENCE EAST &	Egl																																				
Overnight, 7 days a week	14-Feb-10			Monday-Friday overnight						Saturday overnight																											
354 Eglinton Stn – U of T Scarborough	51.50	LF	3.5	30'00"	96	9	32.2	LF	3.5	30'00"	96	9	32.2	LF	3.5	30'00"	96	9	32.2																		
				Alternates trips with 305 EGLINTON EAST					Alternates trips with 305 EGLINTON EAST					Alternates trips with 305 EGLINTON EAST																							
400 LAWRENCE MANOR COMMUNITY BUS &	W-T																																				
Monday to Friday	2-Sep-97			Monday-Friday midday						Monday-Friday afternoon peak period																											
400 Baycrest – Lawrence West Stn		CB	1	60'00"	60	0		CB	1	60'00"	60	0																									
52 LAWRENCE WEST	MtD																																				
Monday to Friday	20-Jun-11			Monday-Friday morning peak period						Monday-Friday midday																											
52 Lawrence Stn – Martin Grove	30.61	HF	17	6'00"	97	5	18.9	HF	13	7'00"	90	1	20.4	HF	16	7'30"	117	3	15.7	HF	7	12'00"	84	0	21.9	HF	4	20'00"	80	0	23.0			550a	454a	200a	122a
52C Lawrence West Stn – Culford via Benton	9.77	HF	2	20'00"	35	5	16.7			See 59C MAPLE LEAF																											
52C Lawrence West Stn – Culford	9.48													HF	2	22'30"	38	7	15.0																		
Combined/Average				19	4'37"			13	7'00"					18	5'38"						7	12'00"					4	20'00"									
Saturday	26-Jun-10			Saturday early morning						Saturday morning																											
52 Lawrence Stn – Martin Grove	30.61	LF	7	13'00"	90	1	20.4	LF	9	10'00"	90	0	20.4	LF	13	8'00"	99	5	18.6	LF	7	12'00"	84	0	21.9	LF	3	30'00"	80	10	23.0			605a	522a	115a	129a
Sunday	20-Jun-10			Sunday early morning						Sunday morning																											
52 Lawrence Stn – Martin Grove	30.61	LF	6	15'00"	90	0	20.4	LF	8	12'00"	90	6	20.4	LF	11	9'00"	99	0	18.6	LF	6	15'00"	80	10	23.0	LF	3	30'00"	80	10	23.0			646a	707a	1248a	104a
352 LAWRENCE WEST	MtD																																				
Overnight, 7 days a week	20-Jun-10			Monday-Friday overnight						Saturday overnight																											
352 Lawrence Stn – Weston Rd	19.58	LF	2	30'00"	60	0	19.6	LF	2	30'00"	60	0	19.6	LF	2	30'00"	60	0	19.6																		
162 LAWRENCE-DONWAY &	Wil																																				
Monday to Friday	09-May-11			Monday-Friday morning peak period						Monday-Friday midday																											
162 Lawrence Stn – Don Mills	20.13	LF	2	30'00"	60	0	20.1	LF	2	30'00"	60	0	20.1	LF	2	30'00"	60	0	20.1																		
56 LEASIDE &	Wil / MtD																																				
Monday to Friday	20-Jun-11			Monday-Friday morning peak period						Monday-Friday midday																											
56 Donlands Stn – Eglinton Stn	15.32	LF	2.5	22'45"	56	1	16.4	LF	3	20'00"	54	6	17.0	LF	2	30'00"	54	6	17.0	LF	1.5	30'00"	45	0	20.4												
56B Donlands Stn – Brentcliffe	10.15	LF	1.5	22'45"	34	0	17.9							LF	1	30'00"	30	0	20.3																		
Combined/Average				4	11'23"			3	20'00"					3	15'00"						1.5	30'00"															
																					Alternates trips with 5 AVENUE RD																
Saturday	14-May-11			Saturday early morning						Saturday morning																											
56 Donlands Stn – Eglinton Stn	15.32	LF	2	30'00"	56	4	16.4	LF	2	30'00"	56	4	16.4	LF	2	30'00"	56	4	16.4																		
Sunday	08-May-11									Sunday morning																											
56 Donlands Stn – Eglinton Stn	15.32							LF	1.5	30'00"	45	0	20.4	LF	1.5	30'00"	45	0	20.4																		
										Alternates trips with 5 AVENUE RD					Alternates trips with 5 AVENUE RD																						

**SERVICE SUMMARY**

June 19 to September 3, 2011

TORONTO TRANSIT COMMISSION

Route	RT dist (km) and date of last change	Veh type	No. of Veh	Service interval	Run time (min)	Term time (min)	Avg spd (km/h)	Veh type	No. of Veh	Service interval	Run time (min)	Term time (min)	Avg spd (km/h)	Veh type	No. of Veh	Service interval	Run time (min)	Term time (min)	Avg spd (km/h)	Veh type	No. of Veh	Service interval	Run time (min)	Term time (min)	Avg spd (km/h)	Veh type	No. of Veh	Service interval	Run time (min)	Term time (min)	Avg spd (km/h)	First dep NB or WB	First dep SB or EB	Last dep NB or WB	Last dep SB or EB						
59 MAPLE LEAF	MtD																																								
Monday to Friday	20-Jun-11		Monday-Friday morning peak period				Monday-Friday midday				Monday-Friday afternoon peak period				Monday-Friday early evening				Monday-Friday late evening																						
59A Lawrence West Stn – Weston Rd via Gary Drive	17.28	HF	2.5	26 ' 00 "	62	3	16.7	HF	2	40 ' 00 "	75	5	13.8	HF	2	40 ' 00 "	75	5	13.8	HF	1	60 ' 00 "	60	0	21.3	HF	1	60 ' 00 "	60	0	21.3	555a	558a	857a	926a						
59B Lawrence West Stn – Weston Rd via Church	16.79	HF	2.5	26 ' 00 "	62	3	16.2	HF	2	40 ' 00 "	75	5	13.4	HF	2	40 ' 00 "	75	5	13.4	HF	1	60 ' 00 "	60	0	21.3	HF	1	60 ' 00 "	60	0	21.3	345p	400p	705p	740p						
59C Lawrence West Stn – Weston Rd via Benton/Culford and Church	21.28		See 52C LAWRENCE WEST				See 52C LAWRENCE WEST				See 52C LAWRENCE WEST				See 52C LAWRENCE WEST				See 52C LAWRENCE WEST																						
59C Lawrence West Stn – Weston Rd via Benton/Culford and Gary Rd	21.28		See 52C LAWRENCE WEST				See 52C LAWRENCE WEST				See 52C LAWRENCE WEST				See 52C LAWRENCE WEST				See 52C LAWRENCE WEST																						
Combined/Average			5	13 ' 00 "				2	30 ' 00 "				4	20 ' 00 "					2	30 ' 00 "					2	30 ' 00 "															
Saturday	26-Jun-10		Saturday early morning				Saturday morning				Saturday afternoon				Saturday early evening				Saturday late evening																						
59C Lawrence West Stn – Weston Rd via Benton/Culford and Church	21.28	LF	1	60 ' 00 "	60	0	21.3	LF	1	60 ' 00 "	60	0	21.3	LF	1	60 ' 00 "	60	0	21.3	LF	1	60 ' 00 "	60	0	21.3	LF	1	60 ' 00 "	60	0	21.3	LF	1	60 ' 00 "	60	0	21.3	630a	600a	1230a	1200a
59C Lawrence West Stn – Weston Rd via Benton/Culford and Gary Rd	21.28	LF	1	60 ' 00 "	60	0	21.3	LF	1	60 ' 00 "	60	0	21.3	LF	1	60 ' 00 "	60	0	21.3	LF	1	60 ' 00 "	60	0	21.3	LF	1	60 ' 00 "	60	0	21.3	LF	1	60 ' 00 "	60	0	21.3	600a	630a	100a	1230a
Combined/Average			2	30 ' 00 "				2	30 ' 00 "				2	30 ' 00 "					2	30 ' 00 "					2	30 ' 00 "															
Sunday	08-May-11		Sunday morning				Sunday afternoon				Sunday early evening																														
59C Lawrence West Stn – Weston Rd via Benton/Culford and Church	21.28	LF	1	60 ' 00 "	60	0	21.3	LF	1	60 ' 00 "	60	0	21.3	LF	1	60 ' 00 "	60	0	21.3	LF	1	60 ' 00 "	60	0	21.3																
59C Lawrence West Stn – Weston Rd via Benton/Culford and Gary Rd	21.28	LF	1	60 ' 00 "	60	0	21.3	LF	1	60 ' 00 "	60	0	21.3	LF	1	60 ' 00 "	60	0	21.3	LF	1	60 ' 00 "	60	0	21.3																
Combined/Average			2	30 ' 00 "				2	30 ' 00 "				2	30 ' 00 "					2	30 ' 00 "																					
102 MARKHAM RD &	Bir	Service outside Toronto north of Steeles Avenue is provided under contract to York Region																																							
Monday to Friday	20-Jun-11		Monday-Friday morning peak period				Monday-Friday midday				Monday-Friday afternoon peak period				Monday-Friday early evening				Monday-Friday late evening																						
102 Warden Stn – McNicoll	32.88	LF	3	30 ' 00 "	85	5	23.2	LF	3	30 ' 00 "	85	5	23.2	LF	2	48 ' 00 "	88	8	22.4	LF	3	30 ' 00 "	82	8	24.1	LF	3	30 ' 00 "	82	8	24.1	859a	944a	1239a	1251a						
102A Warden Stn – Progress (Centennial College)	23.71	LF	8	8 ' 45 "	70	0	20.3	LF	5	15 ' 00 "	68	7	20.9	LF	3	24 ' 00 "	66	6	21.6	LF	2	30 ' 00 "	50	10	28.4	LF	2	30 ' 00 "	50	10	28.4	613a	648a	100a	126a						
102C Warden Stn – Passmore	35.78	LF	6	17 ' 30 "	100	5	21.5	LF	5	22 ' 30 "	108	5	19.9	LF	5	22 ' 30 "	108	5	19.9	LF	5	22 ' 30 "	108	5	19.9	LF	5	22 ' 30 "	108	5	19.9	455a	507a	605p	704p						
102D Warden Stn – Mount Joy GO Stn	52.74	LF	9	17 ' 30 "	150	8	21.1	LF	5	30 ' 00 "	140	10	22.6	LF	7	22 ' 30 "	156	2	20.3	LF	3	48 ' 00 "	142	2	22.3	LF	3	48 ' 00 "	142	2	22.3	440a	555a	942p	1059p						
Combined/Average			23	4 ' 23 "				13	7 ' 30 "				19	5 ' 38 "					8	12 ' 00 "					5	15 ' 00 "															
			102D NB trips operate via Dynamic.				102D NB trips operate via Dynamic.				102D SB trips operate via Dynamic.				102D SB trips operate via Dynamic.																										
Saturday	21-Feb-09		Saturday early morning				Saturday morning				Saturday afternoon				Saturday early evening				Saturday late evening																						
102 Warden Stn – McNicoll	32.88	LF	6	14 ' 00 "	80	4	24.7	LF	7	12 ' 00 "	84	0	23.5	LF	7	12 ' 00 "	84	0	23.5	LF	5	15 ' 00 "	72	3	27.4	LF	3	30 ' 00 "	82	8	24.1	528a	614a	103a	136a						
102D Warden Stn – Mount Joy GO Stn	52.74	LF	1	60 ' 00 "	144	0	22.0	LF	1	60 ' 00 "	144	0	22.0	LF	1	60 ' 00 "	144	0	22.0	LF	1	60 ' 00 "	120	15	26.4	LF	3	30 ' 00 "	82	8	24.1	722a	834a	1103p	1200a						
Combined/Average			6	14 ' 00 "				8	12 ' 00 "				8	12 ' 00 "					6	15 ' 00 "					3	30 ' 00 "															
			Every 5th 102 operates as a 102D				Every 5th 102 operates as a 102D				Every 5th 102 operates as a 102D				Every 4th 102B operates as a 102D																										
Sunday	05-Sep-10		Sunday early morning				Sunday morning				Sunday afternoon				Sunday early evening				Sunday late evening																						
102 Warden Stn – McNicoll	32.88	LF	3	30 ' 00 "	80	10	24.7	LF	6	14 ' 00 "	80	4	24.7	LF	8	11 ' 00 "	85	3	23.2	LF	5	15 ' 00 "	72	3	27.4	LF	3	30 ' 00 "	75	15	26.3	720a	720a	100a	136a						
102D Warden Stn – Mount Joy GO Stn	52.74	LF	1	60 ' 00 "	136	4	23.3	LF	1	56 ' 00 "	136	4	23.3	LF	1	55 ' 00 "	136	7	23.3	LF	1	60 ' 00 "	120	15	26.4	LF	3	30 ' 00 "	75	15	26.3	800a	912a	1100p	1200a						
Combined/Average			4	30 ' 00 "				7	14 ' 00 "				9	11 ' 00 "					6	15 ' 00 "					3	30 ' 00 "															
			Every 2nd 102 operates as a 102D				Every 4th 102 operates as a 102D				Every 5th 102 operates as a 102D				Every 4th 102B operates as a 102D																										
46 MARTIN GROVE &	Arw																																								
Monday to Friday	20-Jun-11		Monday-Friday morning peak period				Monday-Friday midday				Monday-Friday afternoon peak period				Monday-Friday early evening				Monday-Friday late evening																						
46 Kipling Stn – Steeles	31.38	LF	8	11 ' 15 "	90	0	20.9	LF	5	17 ' 00 "	84	1	22.4	LF	8	11 ' 15 "	90	0	20.9	LF	4	20 ' 00 "	75	5	25.1	LF	3	30 ' 00 "	75	15	25.1	451a	503a	130a	1243a						
Saturday	07-Jan-06		Saturday early morning				Saturday morning				Saturday afternoon				Saturday early evening				Saturday late evening																						
46 Kipling Stn – Steeles	31.38	LF	4	20 ' 00 "	75	5	25.1	LF	5	15 ' 00 "	75	0	25.1	LF	5	15 ' 00 "	75	0	25.1	LF	4	20 ' 00 "	74	6	25.4	LF	3	30 ' 00 "	74	16	25.4	513a	555a	130a	1243a						
Sunday	01-Jan-06		Sunday morning				Sunday afternoon				Sunday early evening				Sunday late evening																										
46 Kipling Stn – Steeles	31.38	LF	4	20 ' 00 "	75	5	25.1	LF	4	20 ' 00 "	75	5	25.1	LF	4	20 ' 00 "	75	5	25.1	LF	3	30 ' 00 "	75	15	25.1	LF	3	30 ' 00 "	75	15	25.1	840a	758a	130a	1243a						



TORONTO TRANSIT COMMISSION

SERVICE SUMMARY

June 19 to September 3, 2011

Route	RT dist (km) and date of last change	Veh type	No. of Veh	Service interval	Run time (min)	Term time (min)	Avg spd (km/h)	Veh type	No. of Veh	Service interval	Run time (min)	Term time (min)	Avg spd (km/h)	Veh type	No. of Veh	Service interval	Run time (min)	Term time (min)	Avg spd (km/h)	Veh type	No. of Veh	Service interval	Run time (min)	Term time (min)	Avg spd (km/h)	Veh type	No. of Veh	Service interval	Run time (min)	Term time (min)	Avg spd (km/h)	First dep NB or WB	First dep SB or EB	Last dep NB or WB	Last dep SB or EB					
57 MIDLAND &		Bir																																						
Monday to Friday	20-Jun-11		Monday-Friday morning peak period					Monday-Friday midday					Monday-Friday afternoon peak period					Monday-Friday early evening					Monday-Friday late evening																	
57 Kennedy Stn – Steeles	23.43	LF	10	7' 00"	70	0	20.1	LF	6	11' 00"	66	0	21.3	LF	8	8' 30"	68	0	20.7	LF	5	12' 00"	60	0	23.4	LF	3	20' 00"	58	2	24.2	457a	450a	118a	110a					
Saturday	09-Jan-10		Saturday early morning					Saturday morning					Saturday afternoon					Saturday early evening					Saturday late evening																	
57 Kennedy Stn – Steeles	23.43	LF	3	20' 00"	60	0	23.4	LF	4	15' 00"	60	0	23.4	LF	4	15' 00"	60	0	23.4	LF	2	30' 00"	52	8	27.0	LF	2	30' 00"	52	8	27.0	515a	545a	1245a	110a					
Sunday	03-Jan-10		Sunday morning					Sunday afternoon					Sunday early evening					Sunday late evening																						
57 Kennedy Stn – Steeles	23.43	LF	2	30' 00"	60	0	23.4	LF	3	20' 00"	60	0	23.4	LF	2	30' 00"	52	8	27.0	LF	2	30' 00"	52	8	27.0	LF	2	30' 00"	52	8	27.0	745a	815a	1245a	110a					
132 MILNER &		Mal																																						
Monday to Friday	20-Jun-11		Monday-Friday morning peak period					Monday-Friday midday					Monday-Friday afternoon peak period					Monday-Friday early evening					Monday-Friday late evening																	
132 Scarborough Centre Stn – McLevin and Hupfield	19.81	LF	3	16' 00"	48	0	24.8	LF	1.5	30' 00"	45	0	26.4	LF	3	16' 00"	48	0	24.8	LF	2	23' 00"	46	0	25.8	LF	1.5	30' 00"	42	4	28.6	604a	536a	100a	1254a					
		Alternates trips with 130 MIDDLEFIELD																				Alternates trips with 130 MIDDLEFIELD																		
Saturday	09-Jan-10		Saturday early morning					Saturday morning					Saturday afternoon					Saturday early evening					Saturday late evening																	
132 Scarborough Centre Stn – McLevin and Hupfield	19.81	LF	1.5	30' 00"	45	0	26.4	LF	1.5	30' 00"	45	0	26.4	LF	1.5	30' 00"	45	0	26.4	LF	1.5	30' 00"	42	4	28.6	LF	1.5	30' 00"	42	4	28.6	600a	552a	100a	1254a					
		Alternates trips with 130 MIDDLEFIELD																				Alternates trips with 130 MIDDLEFIELD																		
Sunday	08-May-11		Sunday morning					Sunday afternoon					Sunday early evening																											
132 Scarborough Centre Stn – McLevin and Hupfield	19.81	LF	1.5	30' 00"	45	0	26.4	LF	1.5	30' 00"	45	0	26.4	LF	1.5	30' 00"	42	4	28.6																					
		Alternates trips with 130 MIDDLEFIELD																				Alternates trips with 130 MIDDLEFIELD																		
116 MORNINGSIDE &		Egl																																						
Monday to Friday	20-Jun-11		Monday-Friday morning peak period					Monday-Friday midday					Monday-Friday afternoon peak period					Monday-Friday early evening					Monday-Friday late evening																	
116 Kennedy Stn – Finch	35.76	LF	15	6' 30"	92	6	23.3	LF	10	9' 00"	90	0	23.8	LF	18	5' 30"	99	0	21.7	LF	11	7' 30"	80	3	26.9	LF	6	14' 00"	75	9	28.6	508a	500a	225a	257a					
116A Kennedy Stn – Conlins Rd via Ellesmere/ 116E Kennedy Stn – Scarborough College and Conlins Rd Express	29.30	LF	3	24' 00"	72	0	24.4	LF	3	22' 00"	66	0	26.6	LF	3	24' 00"	72	0	24.4	LF	3	22' 00"	66	0	26.6															
Combined/Average		18 5' 07"				13 6' 23"				21 4' 28"				14 5' 36"				6 14' 00"																						
		Before Noon 116A operates WB and 116E operates EB. After Noon 116A operates EB and 116E operates WB																																						
Saturday	14-May-11		Saturday early morning					Saturday morning					Saturday afternoon					Saturday early evening					Saturday late evening																	
116 Kennedy Stn – Finch	35.76	LF	4	18' 00"	72	0	29.8	LF	13	6' 30"	85	0	25.4	LF	13	6' 30"	85	0	25.4	LF	8	10' 00"	77	3	27.9	LF	5	15' 00"	75	0	28.6	540a	523a	225a	302a					
Sunday	08-May-11		Sunday morning					Sunday afternoon					Sunday early evening					Sunday late evening																						
116 Kennedy Stn – Finch	35.76	LF	9	9' 00"	81	0	26.5	LF	9	9' 00"	81	0	26.5	LF	7	11' 00"	76	1	28.2	LF	3	24' 00"	71	1	30.2															
62 MORTIMER &		Bir																																						
Monday to Friday	17-Feb-09		Monday-Friday morning peak period					Monday-Friday midday					Monday-Friday afternoon peak period					Monday-Friday early evening					Monday-Friday late evening																	
62 Broadview Stn – Main Street Stn	12.09	LF	3	15' 00"	44	1	16.5	LF	2	22' 00"	42	2	17.3	LF	3	15' 00"	44	1	16.5	LF	2	20' 00"	40	0	18.1	LF	1.5	30' 00"	40	1	18.1	540a	553a	1255a	115a					
		Alternates trips with 20 CLIFFSIDE																																						
Saturday	14-May-11		Saturday early morning					Saturday morning					Saturday afternoon					Saturday early evening																						
62 Broadview Stn – Main Street Stn	12.09	LF	2	20' 00"	40	0	18.1	LF	2	22' 00"	44	0	16.5	LF	2	22' 00"	44	0	16.5	LF	2	20' 00"	40	0	18.1															
Sunday	08-May-11		Sunday morning					Sunday afternoon					Sunday early evening																											
62 Broadview Stn – Main Street Stn	12.09	LF	2	20' 00"	40	0	18.1	LF	3	15' 00"	40	5	18.1	LF	1.34	30' 00"	40	1	18.3																					
		Alternates trips with 20 CLIFFSIDE																																						



TORONTO TRANSIT COMMISSION

SERVICE SUMMARY

June 19 to September 3, 2011

Route	RT dist (km) and date of last change	Veh type	No. of Veh	Service interval	Run time (min)	Term time (min)	Avg spd (km/h)	Veh type	No. of Veh	Service interval	Run time (min)	Term time (min)	Avg spd (km/h)	Veh type	No. of Veh	Service interval	Run time (min)	Term time (min)	Avg spd (km/h)	Veh type	No. of Veh	Service interval	Run time (min)	Term time (min)	Avg spd (km/h)	Veh type	No. of Veh	Service interval	Run time (min)	Term time (min)	Avg spd (km/h)	First dep NB or WB	First dep SB or EB	Last dep NB or WB	Last dep SB or EB							
171 MT DENNIS	MtD																																									
Monday to Friday	17-Feb-09			Monday-Friday early morning				Monday-Friday midday					Monday-Friday afternoon peak period							Monday-Friday early evening						Monday-Friday late evening																
171 Mt Dennis – Jane & Weston	6.82	HF	1	20'00"	18	2	22.7	HF	1	20'00"	18	2	22.7	HF	1	20'00"	18	2	22.7	HF	1	20'00"	18	2	22.7	HF	1	20'00"	18	2	22.7	400a	409a	1120p	1134p							
Saturday	26-Jun-10			Saturday early morning				Saturday midday					Saturday afternoon peak period							Saturday early evening					Saturday late evening																	
171 Mt Dennis – Jane & Weston	6.82	LF	1	20'00"	18	2	22.7	LF	1	20'00"	18	2	22.7	LF	1	20'00"	18	2	22.7	LF	1	20'00"	18	2	22.7	LF	1	20'00"	18	2	22.7	400a	409a	1100p	1109p							
Sunday	20-Jun-10			Sunday early morning				Sunday midday					Sunday afternoon peak period							Sunday early evening					Sunday late evening																	
171 Mt Dennis – Jane & Weston	6.82	LF	1	20'00"	18	2	22.7	LF	1	20'00"	18	2	22.7	LF	1	20'00"	18	2	22.7	LF	1	20'00"	18	2	22.7	LF	1	20'00"	18	2	22.7	400a	409a	1120p	1134p							
74 MT PLEASANT &	Wil																																									
Monday to Friday	09-May-11			Monday-Friday morning peak period				Monday-Friday midday					Monday-Friday afternoon peak period																													
74 St Clair Stn – Eglinton	6.15	LF	2	15'00"	30	0	12.3	LF	1	30'00"	30	0	12.3	LF	2	18'00"	36	0	10.3																							
Saturday	14-May-11			Saturday early morning				Saturday morning					Saturday afternoon																													
74 St Clair Stn – Eglinton	6.15	LF	1	30'00"	30	0	12.3	LF	1	30'00"	30	0	12.3	LF	1	30'00"	30	0	12.3																							
Sunday	08-May-11			Sunday morning				Sunday afternoon					Sunday afternoon																													
74 St Clair Stn – Eglinton	6.15							LF	1	30'00"	30	0	12.3	LF	1	30'00"	30	0	12.3																							
103 MT PLEASANT NORTH &	Wil																																									
Monday to Friday	24-Nov-08			Monday-Friday morning peak period				Monday-Friday midday					Monday-Friday afternoon peak period							Monday-Friday early evening					Monday-Friday late evening																	
103 Eglinton Stn – Doncliffe	7.92	LF	2	15'00"	30	0	15.8	LF	2	15'00"	30	0	15.8	LF	2	15'00"	30	0	15.8	LF	2	15'00"	30	0	15.8	LF	1	30'00"	30	0	15.8	600a	615a	100a	115a							
Saturday	29-Nov-08			Saturday early morning				Saturday morning					Saturday afternoon							Saturday early evening				Saturday late evening																		
103 Eglinton Stn – Doncliffe	7.92	LF	1	30'00"	30	0	15.8	LF	2	15'00"	30	0	15.8	LF	2	15'00"	30	0	15.8	LF	1	30'00"	30	0	15.8	LF	1	30'00"	30	0	15.8	545a	600a	100a	115a							
Sunday	08-May-11			Sunday morning				Sunday morning					Sunday afternoon							Sunday early evening				Sunday early evening																		
103 Eglinton Stn – Doncliffe	7.92							LF	1	30'00"	30	0	15.8	LF	1	30'00"	30	0	15.8	LF	1	30'00"	30	0	15.8	LF	1	30'00"	30	0	15.8			830a	815a	1000p	945p					
133 NEILSON &	Mal																																									
Monday to Friday	28-Mar-11			Monday-Friday morning peak period				Monday-Friday midday					Monday-Friday afternoon peak period							Monday-Friday early evening				Monday-Friday late evening																		
133 Scarborough Centre Stn – Morningside Heights	25.22	LF	9	8'00"	70	2	21.6	LF	7	10'00"	70	0	21.6	LF	11	7'00"	74	3	20.4	LF	8	9'00"	70	2	21.6	LF	3.5	20'00"	65	5	23.3	532a	459a	140a	123a							
				SB/WB buses do not serve Centenary Hospital.													EB/NB buses do not serve Centenary Hospital.													Alternates trips with 38 HIGHLAND CREEK												
Saturday	02-Apr-11			Saturday early morning				Saturday morning					Saturday afternoon							Saturday early evening			Saturday late evening																			
133 Scarborough Centre Stn – Morningside Heights	25.22	LF	6	12'00"	70	2	21.6	LF	6	12'00"	70	2	21.6	LF	8	9'00"	70	2	21.6	LF	6	12'00"	70	2	21.6	LF	3.5	20'00"	70	0	21.6	540a	520a	100a	100a							
																														Alternates trips with 38 HIGHLAND CREEK												
Sunday	27-Mar-11			Sunday morning				Sunday morning					Sunday afternoon							Sunday early evening			Sunday late evening																			
133 Scarborough Centre Stn – Morningside Heights	25.22							LF	5	12'00"	60	0	25.2	LF	7	10'00"	70	0	21.6	LF	5	13'00"	60	5	25.2	LF	4	15'00"	60	0	25.2	900a	825a	100a	105a							

All buses serve Centenary Hospital in both directions except where noted.
 Overnight service south of Finch provided by 321 YORK MILLS



SERVICE SUMMARY

June 19 to September 3, 2011

TORONTO TRANSIT COMMISSION

Route	RT dist (km) and date of last change	Veh type	No. of Veh	Service interval	Run time (min)	Term time (min)	Avg spd (km/h)	Veh type	No. of Veh	Service interval	Run time (min)	Term time (min)	Avg spd (km/h)	Veh type	No. of Veh	Service interval	Run time (min)	Term time (min)	Avg spd (km/h)	Veh type	No. of Veh	Service interval	Run time (min)	Term time (min)	Avg spd (km/h)	Veh type	No. of Veh	Service interval	Run time (min)	Term time (min)	Avg spd (km/h)	First dep NB or WB	First dep SB or EB	Last dep NB or WB	Last dep SB or EB		
131 NUGGET &	Mal																																				
Monday to Friday	20-Jun-11			Monday-Friday morning peak period				Monday-Friday midday						Monday-Friday afternoon peak period						Monday-Friday early evening							Monday-Friday late evening										
131 Scarborough Centre Stn – Old Finch & Morningview	20.20							Lift	3	18' 00"	54	0	22.4							Lift	3	17' 00"	51	0	23.8		Lift	2	22' 00"	44	0	27.5	550a	520a	100a	1238a	
131E Kennedy Stn – Old Finch Express	33.46	Lift	11	8' 15"	90	1	22.3							Lift	11	8' 30"	93	1	21.6																		
Saturday	02-Apr-11			Saturday early morning				Saturday morning						Saturday afternoon						Saturday early evening							Saturday late evening										
131 Scarborough Centre Stn – Old Finch & Morningview	20.20	Lift	3	18' 00"	54	0	22.4	Lift	3	18' 00"	54	0	22.4	Lift	3	18' 00"	54	0	22.4	Lift	2	25' 00"	50	0	24.2	Lift	2	22' 00"	44	0	27.5	630a	639a	100a	1238a		
Sunday	27-Mar-11			Sunday morning				Sunday afternoon						Sunday early evening						Sunday late evening																	
131 Scarborough Centre Stn – Old Finch & Morningview	20.20	Lift	2	26' 00"	52	0	23.3	Lift	2	26' 00"	52	0	23.3	Lift	2	26' 00"	52	0	23.3	Lift	2	25' 00"	50	0	24.2	Lift	2	22' 00"	44	0	27.5	826a	800a	100a	1238a		
Operates NB via Morningview before 3:00 pm, and NB via Littles after 3:00 pm.																																					
70 O'CONNOR &	Egl																																				
Monday to Friday	29-Mar-10			Monday-Friday morning peak period				Monday-Friday midday						Monday-Friday afternoon peak period						Monday-Friday early evening							Monday-Friday late evening										
70 Coxwell Stn – Warden Stn	12.36	LF	3	17' 00"	51	0	14.5	LF	2.5	18' 00"	45	0	16.5	LF	3.5	15' 00"	51	2	14.5	LF	2	20' 00"	40	0	18.5	LF	1.1	30' 00"	34	0	21.8	550a	530a	158a	145a		
70A Coxwell Stn – Eglinton	12.54	LF	3	17' 00"	51	0	14.7	LF	2.5	18' 00"	44	1	17.1	LF	3.5	15' 00"	51	2	14.7	LF	2	20' 00"	40	0	18.8												
70B Coxwell Stn – Eglinton Sq	11.75																			LF	1	30' 00"	30	0	23.5												
Combined/Average			6	8' 30"				5	9' 00"					7	7' 30"				4	10' 00"						2.13	15' 00"										
70 branch alternates trips with 135 GERRARD																																					
Saturday	09-Jan-10			Saturday early morning				Saturday morning						Saturday afternoon						Saturday early evening							Saturday late evening										
70 Coxwell Stn – Warden Stn	12.36	LF	2	22' 00"	44	0	16.9	LF	2	22' 00"	44	0	16.9	LF	2	22' 00"	44	0	16.9	LF	1.5	24' 00"	36	0	20.6	LF	1.3	30' 00"	34	6	21.8	610a	548a	158a	145a		
70A Coxwell Stn – Eglinton	12.54	LF	2	22' 00"	44	0	17.1	LF	2	22' 00"	44	0	17.1	LF	2	22' 00"	44	0	17.1	LF	1.5	24' 00"	36	0	20.9												
70B Coxwell Stn – Eglinton Sq	11.75																			LF	1	30' 00"	30	0	23.5												
Combined/Average			4	11' 00"				4	11' 00"					4	11' 00"				3	12' 00"						2.33	15' 00"										
70 branch alternates trips with 16 McCOWAN																																					
Sunday	03-Jan-10			Sunday early morning				Sunday morning						Sunday afternoon						Sunday early evening							Sunday late evening										
70 Coxwell Stn – Warden Stn	12.36	LF	1	45' 00"	33	12	22.5	LF	2	20' 00"	40	0	18.5	LF	2	20' 00"	40	0	18.5	LF	1.5	24' 00"	36	0	20.6	LF	1.3	30' 00"	34	6	21.8	645a	615a	158a	145a		
70A Coxwell Stn – Eglinton	12.54							LF	2	20' 00"	40	0	18.8	LF	2	20' 00"	40	0	18.8	LF	1.5	24' 00"	36	0	20.9												
70B Coxwell Stn – Eglinton Sq	11.75																			LF	1	30' 00"	30	0	23.5												
Combined/Average			1	45' 00"				4	10' 00"					4	10' 00"				3	12' 00"						2.33	15' 00"										
70 branch alternates trips with 16 McCOWAN																																					
63 OSSINGTON &	MtD																																				
Monday to Friday	20-Jun-11			Monday-Friday morning peak period				Monday-Friday midday						Monday-Friday afternoon peak period						Monday-Friday early evening							Monday-Friday late evening										
63 Eglinton West Stn – Liberty Village	17.57	LF	2	16' 30"	77	11	13.7	LF	12	6' 45"	77	4	13.7	LF	7	12' 00"	78	6	13.5	LF	10	7' 30"	72	3	14.6	LF	6	11' 00"	64	2	16.5	517a	521a	147a	136a		
63A St Clair – Liberty Village	13.35	LF	10	5' 30"	53	2	15.1							LF	5	12' 00"	54	6	14.8																		
Combined/Average			12	5' 30"				12	6' 45"					12	6' 00"				10	7' 30"						6	11' 00"										
Every 3rd 63A operates as a 63																																					
Saturday	25-Jun-11			Saturday early morning				Saturday morning						Saturday afternoon						Saturday early evening							Saturday late evening										
63 Eglinton West Stn – Liberty Village	17.57	LF	8	10' 00"	74	6	14.2	LF	11	7' 30"	78	5	13.5	LF	13	6' 30"	82	3	12.9	LF	7	10' 00"	70	0	15.1	LF	5	13' 00"	64	1	16.5	520a	523a	142a	136a		
Sunday	19-Jun-11			Sunday early morning				Sunday morning						Sunday afternoon						Sunday early evening							Sunday late evening										
63 Eglinton West Stn – Liberty Village	17.57	LF	6	12' 00"	72	0	14.6	LF	7	11' 00"	73	4	14.4	LF	9	8' 30"	75	2	14.1	LF	7	10' 00"	70	0	15.1	LF	6	11' 00"	64	2	16.5	520a	520a	147a	136a		



TORONTO TRANSIT COMMISSION

SERVICE SUMMARY

June 19 to September 3, 2011

Route	RT dist (km) and date of last change	Veh type	No. of Veh	Service interval	Run time (min)	Term time (min)	Avg spd (km/h)	Veh type	No. of Veh	Service interval	Run time (min)	Term time (min)	Avg spd (km/h)	Veh type	No. of Veh	Service interval	Run time (min)	Term time (min)	Avg spd (km/h)	Veh type	No. of Veh	Service interval	Run time (min)	Term time (min)	Avg spd (km/h)	Veh type	No. of Veh	Service interval	Run time (min)	Term time (min)	Avg spd (km/h)	First dep NB or WB	First dep SB or EB	Last dep NB or WB	Last dep SB or EB		
316 OSSINGTON &	Wii/MtD																																				
Overnight, 7 days a week	23-Nov-08			Monday-Friday overnight				Saturday overnight						Sunday overnight																							
316 Eglinton West Stn – Exhibition	20.28	LF	1.6	30' 00"	49	0	24.8	LF	1.6	30' 00"	49	0	24.8	LF	1.6	30' 00"	49	0	24.8																		
				Alternates trips with 329 DUFFERIN				Alternates trips with 329 DUFFERIN				Alternates trips with 329 DUFFERIN																									
72 PAPE &	Bir																																				
Monday to Friday	20-Jun-11			Temporary diversion until summer of 2013, westbound via Scott and Wellington, due to closure of The Esplanade between Scott and Yonge.																																	
72 Pape Stn – Eastern	5.67	LF	1.5	16' 00"	24	0	14.2	LF	3	8' 00"	24	0	14.2	LF	2.5	13' 00"	26	7	13.1	LF	3	8' 00"	24	0	14.2	LF	1	24' 00"	24	0	14.2			524a	541a	121a	107a
72A Pape Stn – Union Stn via Commissioners	16.25	LF	4.5	16' 00"	65	7	15.0																														
72B Pape Stn – Union Stn via Commissioners and Cherry Beach	18.92							LF	2	24' 00"	66	6	15.8	LF	5.5	13' 00"	71	1	16.0	LF	2	24' 00"	66	6	15.8	LF	3	24' 00"	57	15	19.9			951a	912a	115a	119a
Combined/Average			6	8' 00"				5	8' 00"				8	6' 30"						5	8' 00"					4	12' 00"										
								Every 3rd 72 operates as a 72A				Every 3rd 72 operates as a 72A								Every 3rd 72 operates as a 72A																	
Saturday	14-May-11			Saturday early morning				Saturday morning				Saturday afternoon				Saturday early evening				Saturday late evening																	
72 Pape Stn – Eastern	5.67	LF	1	24' 00"	24	0	14.2	LF	4	7' 30"	30	0	11.3	LF	4	7' 30"	30	0	11.3	LF	1	24' 00"	24	0	14.2	LF	1	24' 00"	24	0	14.2			528a	513a	114a	102a
72A Pape Stn – Union Stn via Commissioners	16.25	LF	2	24' 00"	48	0	20.3																														
72B Pape Stn – Union Stn via Commissioners and Cherry Beach	18.92							LF	2	22' 30"	71	4	16.0	LF	2	22' 30"	71	4	16.0	LF	3	24' 00"	64	8	17.7	LF	3	24' 00"	57	15	19.9			904a	904a	110a	114a
Combined/Average			3	12' 00"				6	7' 30"				6	7' 30"						4	12' 00"					4	12' 00"										
								Every 3rd 72 operates as a 72A				Every 3rd 72 operates as a 72A								Every 3rd 72 operates as a 72A																	
Sunday	08-May-11			Sunday early morning				Sunday morning				Sunday afternoon				Sunday early evening				Sunday late evening																	
72 Pape Stn – Eastern	5.67	LF	1	24' 00"	24	0	14.2	LF	3	10' 00"	30	0	11.3	LF	3	10' 00"	30	0	11.3	LF	3	10' 00"	24	6	14.2	LF	3	10' 00"	24	6	14.2			748a	736a	104a	106a
72A Pape Stn – Union Stn via Commissioners	16.25	LF	2	24' 00"	48	0	20.3																														
72B Pape Stn – Union Stn via Commissioners and Cherry Beach	18.92							LF	1	30' 00"	60	0	18.9	LF	1	30' 00"	60	0	18.9	LF	1	30' 00"	57	3	19.9	LF	1	30' 00"	51	9	22.3			900a	856a	122a	1256a
Combined/Average			3	12' 00"				4	10' 00"				4	10' 00"						4	10' 00"					4	10' 00"										
								Every 3rd 72 operates as a 72A				Every 3rd 72 operates as a 72A				Every 3rd 72 operates as a 72A				Every 3rd 72 operates as a 72A																	
402 PARKDALE COMMUNITY BUS &	W-T																																				
Monday to Friday	2-Sep-97			Monday-Friday midday				Monday-Friday afternoon peak period																													
402 Queen Elizabeth Hospital – Dufferin Mall via Dufferin Stn		CB	1	75' 00"	75	0		CB	1	75' 00"	75	0																									
65 PARLIAMENT &	Bir																																				
Monday to Friday	24-Nov-08			Monday-Friday morning peak period				Monday-Friday midday				Monday-Friday afternoon peak period				Monday-Friday early evening				Monday-Friday late evening																	
65 Castle Frank Stn – Esplanade	6.21	LF	2	16' 00"	32	0	11.6	LF	2	16' 00"	32	0	11.6	LF	3	12' 00"	36	0	10.4	LF	2	16' 00"	32	0	11.6	LF	1	30' 00"	30	0	12.4			530a	515a	115a	100a
Saturday	04-Apr-09			Saturday early morning				Saturday morning				Saturday afternoon				Saturday early evening				Saturday late evening																	
65 Castle Frank Stn – Esplanade	6.21	LF	2	15' 00"	30	0	12.4	LF	2	16' 00"	32	0	11.6	LF	2	16' 00"	32	0	11.6	LF	1	30' 00"	30	0	12.4	LF	1	30' 00"	30	0	12.4			545a	530a	115a	100a
Sunday	28-Mar-10			Sunday morning				Sunday afternoon				Sunday early evening				Sunday late evening																					
65 Castle Frank Stn – Esplanade	6.21							LF	1	30' 00"	30	0	12.4	LF	2	15' 00"	30	0	12.4	LF	1	30' 00"	30	0	12.4	LF	1	30' 00"	30	0	12.4			915a	900a	115a	100a



TORONTO TRANSIT COMMISSION

SERVICE SUMMARY

June 19 to September 3, 2011

Route	RT dist (km) and date of last change	Veh type	No. of Veh	Service interval	Run time (min)	Term time (min)	Avg spd (km/h)	Veh type	No. of Veh	Service interval	Run time (min)	Term time (min)	Avg spd (km/h)	Veh type	No. of Veh	Service interval	Run time (min)	Term time (min)	Avg spd (km/h)	Veh type	No. of Veh	Service interval	Run time (min)	Term time (min)	Avg spd (km/h)	Veh type	No. of Veh	Service interval	Run time (min)	Term time (min)	Avg spd (km/h)	First dep NB or WB	First dep SB or EB	Last dep NB or WB	Last dep SB or EB															
67 PHARMACY &	Egl																																																	
Monday to Friday	20-Jun-11		Monday-Friday morning peak period					Monday-Friday midday					Monday-Friday afternoon peak period					Monday-Friday early evening					Monday-Friday late evening																											
67 Victoria Park Stn – Ellesmere	17.93	LF	4	17' 00"	64	4	16.8	LF	3	17' 00"	51	0	21.1	LF	5	12' 00"	60	0	17.9	LF	3	17' 00"	51	0	21.1	LF	2	20' 00"	40	0	26.9			516a	537a	110a	1250a													
67A Victoria Park Stn – Eglinton	9.32	LF	2	17' 00"	34	0	16.4																																											
Combined/Average			6	8' 30"				3	17' 00"					5	12' 00"					3	8' 30"					2	20' 00"																							
Saturday	04-Apr-09		Saturday early morning					Saturday morning					Saturday afternoon					Saturday early evening					Saturday late evening																											
67 Victoria Park Stn – Ellesmere	17.93	LF	2	20' 00"	40	0	26.9	LF	2	22' 30"	45	0	23.9	LF	2	30' 00"	55	5	19.6	LF	2	20' 00"	40	0	26.9	LF	2	20' 00"	40	0	26.9			516a	540a	100a	1240a													
Sunday	29-Mar-09		Sunday morning					Sunday afternoon					Sunday early evening					Sunday late evening																																
67 Victoria Park Stn – Ellesmere	17.93							LF	2	20' 00"	40	0	26.9	LF	2	25' 00"	50	0	21.5	LF	2	20' 00"	40	0	26.9	LF	2	20' 00"	40	0	26.9			920a	940a	100a	1240a													
167 PHARMACY NORTH &	Bir																																																	
Monday to Friday	09-May-11		Monday-Friday morning peak period					Monday-Friday midday					Monday-Friday afternoon peak period																																					
167 Don Mills Stn – Steeles	21.24	LF	2	24' 00"	45	3	28.3	LF	1.5	30' 00"	45	0	28.3	LF	2	24' 00"	48	0	26.6																															
								Alternates trips with 24A VICTORIA PARK																																										
Saturday	14-May-11		Saturday early morning					Saturday morning					Saturday afternoon																																					
167A Don Mills Stn – Steeles via Consumers	20.14	LF	2	30' 00"	51	9	23.7	LF	2	30' 00"	51	9	23.7	LF	2	30' 00"	51	9	23.7																															
66 PRINCE EDWARD &	Qsy																																																	
Monday to Friday	20-Jun-11		Monday-Friday morning peak period					Monday-Friday midday					Monday-Friday afternoon peak period					Monday-Friday early evening					Monday-Friday late evening																											
66A Old Mill Stn – Humber	9.75	LF	2.5	14' 00"	26	9	22.5	LF	2	15' 00"	24	6	24.4	LF	2	20' 00"	30	10	19.5	LF	2	15' 00"	24	6	24.4	LF	1	30' 00"	24	6	24.4			520a	603a	1248a	100a													
66D Old Mill Stn – Lake Shore	10.19	LF	2.5	14' 00"	34	1	18.0	LF	1	30' 00"	30	0	20.4	LF	2	20' 00"	38	2	16.1	LF	1	30' 00"	30	0	20.4	LF	1	30' 00"	30	0	20.4			550a	556a	100a	115a													
Combined/Average			5	7' 00"				3	10' 00"					4	10' 00"					3	10' 00"					2	15' 00"																							
Saturday	24-Oct-09		Saturday early morning					Saturday morning					Saturday afternoon					Saturday early evening					Saturday late evening																											
66A Old Mill Stn – Humber	9.75	LF	1	30' 00"	22	8	26.6	LF	2	15' 00"	24	6	24.4	LF	2	15' 00"	24	6	24.4	LF	2	15' 00"	24	6	24.4	LF	1	30' 00"	22	8	26.6			600a	615a	1245a	100a													
66D Old Mill Stn – Lake Shore	10.19	LF	1	30' 00"	28	2	21.8	LF	1	30' 00"	30	0	20.4	LF	1	30' 00"	30	0	20.4	LF	1	30' 00"	30	0	20.4	LF	1	30' 00"	28	2	21.8			614a	630a	1259a	115a													
Combined/Average			2	15' 00"				3	10' 00"					3	10' 00"					3	10' 00"					2	15' 00"																							
Sunday	18-Oct-09		Sunday morning					Sunday afternoon					Sunday early evening					Sunday late evening																																
66A Old Mill Stn – Humber	9.75							LF	1.5	20' 00"	24	6	24.4	LF	1.5	20' 00"	24	6	24.4	LF	1	30' 00"	24	6	24.4	LF	1	30' 00"	22	8	26.6			845a	900a	1245a	100a													
66D Old Mill Stn – Lake Shore	10.19							LF	1.5	20' 00"	30	0	20.4	LF	1.5	20' 00"	30	0	20.4	LF	1	30' 00"	28	2	21.8	LF	1	30' 00"	28	2	21.8			858a	910a	1259a	115a													
Combined/Average								3	10' 00"					3	10' 00"					2	15' 00"					2	15' 00"																							

**SERVICE SUMMARY**

June 19 to September 3, 2011

TORONTO TRANSIT COMMISSION

Route	RT dist (km) and date of last change	Veh type	No. of Veh	Service interval	Run time (min)	Term time (min)	Avg spd (km/h)	Veh type	No. of Veh	Service interval	Run time (min)	Term time (min)	Avg spd (km/h)	Veh type	No. of Veh	Service interval	Run time (min)	Term time (min)	Avg spd (km/h)	Veh type	No. of Veh	Service interval	Run time (min)	Term time (min)	Avg spd (km/h)	Veh type	No. of Veh	Service interval	Run time (min)	Term time (min)	Avg spd (km/h)	First dep NB or WB	First dep SB or EB	Last dep NB or WB	Last dep SB or EB	
134 PROGRESS &		Mal / Egl																																		
Monday to Friday		09-May-11																																		
		Monday-Friday morning peak period							Monday-Friday midday							Monday-Friday afternoon peak period							Monday-Friday early evening							Monday-Friday late evening						
134 Scarborough Centre Stn – Finch		18.05																																		
134B Scarborough Centre Stn – McNicoll		21.26																																		
134C Scarborough Centre Stn – Centennial College		7.91																																		
Combined/Average		6 5 ' 43 "							6 5 ' 43 "							6 5 ' 43 "							3 11 ' 00 "							3 11 ' 00 "						
Saturday		14-May-11																																		
		Saturday early morning							Saturday morning							Saturday afternoon							Saturday early evening							Saturday late evening						
134 Scarborough Centre Stn – Finch		18.05																																		
134C Scarborough Centre Stn – Centennial College		7.91																																		
Combined/Average		3 11 ' 00 "							4 10 ' 00 "							4 10 ' 00 "							2 22 ' 00 "							2 22 ' 00 "						
Sunday		08-May-11																																		
134 Scarborough Centre Stn – Finch		18.05																																		
									Sunday morning							Sunday afternoon							Sunday evening							Sunday late evening						
									LF 2 22 ' 00 " 44 0 24.6							LF 2 22 ' 00 " 44 0 24.6							LF 2 22 ' 00 " 44 0 24.6							LF 1.5 30 ' 00 " 44 1 24.6						
		Alternates trips with 130 MIDDLEFIELD																																		
501 QUEEN		Ron/Rus																																		
Monday to Friday		03-Jan-11																																		
		Monday-Friday morning peak period							Monday-Friday midday							Monday-Friday afternoon peak period							Monday-Friday early evening							Monday-Friday late evening						
501 Long Branch – Neville Park		48.86																																		
501 Humber – Neville Park		33.31																																		
Combined/Average		31 5 ' 10 "							31 5 ' 30 "							31 5 ' 40 "							28 6 ' 00 "							14 10 ' 00 "						
Saturday		27-Nov-10																																		
		Saturday early morning							Saturday morning							Saturday afternoon							Saturday early evening							Saturday late evening						
501 Long Branch – Neville Park		48.86																																		
501 Humber – Neville Park		33.31																																		
Combined/Average		19 7 ' 30 "							26 6 ' 15 "							40 4 ' 20 "							24 6 ' 30 "							16 9 ' 00 "						
Sunday		21-Nov-10																																		
		Sunday early morning							Sunday morning							Sunday afternoon							Sunday early evening							Sunday late evening						
501 Long Branch – Neville Park		48.86																																		
501 Humber – Neville Park		33.31																																		
Combined/Average		14 10 ' 00 "							19 8 ' 00 "							29 5 ' 30 "							17 9 ' 00 "							15 9 ' 30 "						
301 QUEEN		Ron/Rus																																		
Overnight		21-Nov-10																																		
501 Long Branch – Neville Park		48.86																																		
		Monday-Friday overnight							Saturday overnight							Sunday overnight																				
		ALRV 5 30 ' 00 " 140 10 20.9							ALRV 5 30 ' 00 " 140 10 20.9							ALRV 5 30 ' 00 " 140 10 20.9																				
80 QUEENSWAY &		Qsy																																		
Monday to Friday		09-May-11																																		
		Monday-Friday morning peak period							Monday-Friday midday							Monday-Friday afternoon peak period							Monday-Friday early evening							Monday-Friday late evening						
80 Sherway – Keele Stn via Parkside Dr		26.25																																		
80B Sherway – Humber		15.93																																		
		LF 3 30 ' 00 " 75 15 21.0							LF 3 24 ' 00 " 69 3 22.8							LF 3 30 ' 00 " 78 12 20.2							LF 2 30 ' 00 " 56 4 28.1							LF 1 30 ' 00 " 30 0 31.9						
Saturday		14-May-11																																		
		Saturday early morning							Saturday morning							Saturday afternoon							Saturday early evening													
80 Sherway – Keele Stn via Parkside Dr		26.25																																		
		LF 2 30 ' 00 " 56 4 28.1							LF 3 24 ' 00 " 70 2 22.5							LF 3 24 ' 00 " 70 2 22.5							LF 2 30 ' 00 " 56 4 28.1													
Sunday		08-May-11																																		
80B Sherway – Humber		15.93																																		
									Sunday morning							Sunday afternoon							Sunday early evening													
									LF 2 20 ' 00 " 35 5 27.3							LF 2 20 ' 00 " 35 5 27.3							LF 2 20 ' 00 " 35 5 27.3													



TORONTO TRANSIT COMMISSION

SERVICE SUMMARY

June 19 to September 3, 2011

Route	RT dist (km) and date of last change	Veh type	No. of Veh	Service interval	Run time (min)	Term time (min)	Avg spd (km/h)	Veh type	No. of Veh	Service interval	Run time (min)	Term time (min)	Avg spd (km/h)	Veh type	No. of Veh	Service interval	Run time (min)	Term time (min)	Avg spd (km/h)	Veh type	No. of Veh	Service interval	Run time (min)	Term time (min)	Avg spd (km/h)	Veh type	No. of Veh	Service interval	Run time (min)	Term time (min)	Avg spd (km/h)	First dep NB or WB	First dep SB or EB	Last dep NB or WB	Last dep SB or EB
-------	--------------------------------------	----------	------------	------------------	----------------	-----------------	----------------	----------	------------	------------------	----------------	-----------------	----------------	----------	------------	------------------	----------------	-----------------	----------------	----------	------------	------------------	----------------	-----------------	----------------	----------	------------	------------------	----------------	-----------------	----------------	--------------------	--------------------	-------------------	-------------------

71 RUNNYMEDE MTD

June 19 to July 30, 2011 Buses removed from Runnymede Station due to TTC Construction.

Monday to Friday	20-Jun-11	Monday-Friday morning peak period						Monday-Friday midday						Monday-Friday afternoon peak period						Monday-Friday early evening						Monday-Friday late evening															
71 Bloor & Runnymede – St Clair	6.63	LF	1.2	22 ' 00 "	23	4	17.4	LF	0.7	30 ' 00 "	21	0	18.9	LF	1.0	24 ' 00 "	23	1	17.3	LF	1	22 ' 00 "	19	3	20.9	LF	1.1	20 ' 00 "	17	5	23.4	533a	545a	1256a	115a						
71B Bloor & Runnymede – Industry St	12.87	LF	2.4	22 ' 00 "	46	7	16.8	LF	1.7	30 ' 00 "	42	9	18.4	LF	2.0	24 ' 00 "	48	0	16.1							LF	2	25 ' 00 "	50	0	17.8	LF	2	24 ' 00 "	48	0	18.6	523a	541a	712p	647p
71B High Park Stn – Industry St	14.9																									LF	2	24 ' 00 "	48	0	18.6	737p	711p	119a	1254a						
Combined/Average			3.6	11 ' 00 "					2.4	15 ' 00 "					3.0	12 ' 00 "					3	11 ' 42 "					3.1	10 ' 55 "													
			Alternates trips with 77 SWANSEA						Alternates trips with 77 SWANSEA						Alternates trips with 77 SWANSEA						St Clair branch alternates trips with 77 SWANSEA						St Clair branch alternates trips with 77 SWANSEA														

Saturday	11-Sep-10	Saturday early morning						Saturday morning						Saturday afternoon						Saturday early evening						Saturday late evening										
71 Bloor & Runnymede – St Clair	6.63	LF	1	24 ' 00 "	17	7	23.4	LF	1.2	26 ' 00 "	30	1	13.3	LF	1.2	26 ' 00 "	30	1	13.3	LF	1	24 ' 00 "	19	5	20.9	LF	1	20 ' 00 "	17	3	23.4	553a	607a	100a	115a	
71B High Park Stn – Industry St	14.9	LF	2	24 ' 00 "	48	0	18.6	LF	3	20 ' 00 "	56	4	15.9	LF	3	20 ' 00 "	56	4	15.9	LF	2	24 ' 00 "	48	0	18.6	LF	2	24 ' 00 "	46	2	19.4	602a	604a	112a	1248a	
Combined/Average			3	12 ' 00 "					4.2	11 ' 18 "					4.2	11 ' 18 "					3	12 ' 00 "					3	10 ' 55 "								
			St Clair branch alternates trips with 77 SWANSEA all day long.																																	

Sunday	05-Sep-10	Sunday morning						Sunday afternoon						Sunday early evening						Sunday late evening															
71 Bloor & Runnymede – St Clair	6.63							LF	1	24 ' 00 "	20	4	19.9	LF	1	24 ' 00 "	22	2	18.1	LF	1	20 ' 00 "	19	1	20.9	LF	1	20 ' 00 "	17	3	23.4	819a	830a	100a	115a
71B High Park Stn – Industry St	14.9							LF	2	24 ' 00 "	48	0	18.6	LF	2	26 ' 00 "	52	0	17.2	LF	2	24 ' 00 "	48	0	18.6	LF	2	24 ' 00 "	46	2	19.4	831a	807a	112a	1248a
Combined/Average									3	12 ' 00 "					3	12 ' 29 "					3	10 ' 55 "					3	10 ' 55 "							
			St Clair branch alternates trips with 77 SWANSEA all day long.																																

July 31 to September 3, 2011 Runnymede Station bus loop reopens.

Monday to Friday	21-Jun-10	Monday-Friday morning peak period						Monday-Friday midday						Monday-Friday afternoon peak period						Monday-Friday early evening						Monday-Friday late evening										
71 Runnymede Stn-St Clair	6.63	LF	1.25	22 ' 00 "	23	5	17.3	LF	0.8	30 ' 00 "	21	3	18.9	LF	1	24 ' 00 "	23	1	17.3	LF	1	22 ' 00 "	19	3	20.9	LF	1	20 ' 00 "	17	3	23.4	533a	545a	100a	115a	
71B Runnymede Stn-Industry St	12.87	LF	2.25	22 ' 00 "	46	4	16.8	LF	1.8	30 ' 00 "	42	12	18.4	LF	2	24 ' 00 "	48	0	16.1	LF	2	22 ' 00 "	40	4	19.3	LF	2	20 ' 00 "	38	2	20.3	523a	541a	110a	1248a	
Combined/Average			3.5	11 ' 00 "					2.6	15 ' 00 "					3	12 ' 00 "					3	11 ' 00 "					3	10 ' 00 "								
			Alternates trips with 77 SWANSEA						Alternates trips with 77 SWANSEA						Alternates trips with 77 SWANSEA						St Clair branch alternates trips with 77 SWANSEA															

Saturday	26-Jun-10	Saturday early morning						Saturday morning						Saturday afternoon						Saturday early evening						Saturday late evening										
71 Runnymede Stn-St Clair	6.63	LF	1	24 ' 00 "	17	7	23.4	LF	1.5	24 ' 00 "	30	6	13.3	LF	1.5	24 ' 00 "	30	6	13.3	LF	1	24 ' 00 "	19	5	20.9	LF	1	20 ' 00 "	17	3	23.4	553a	607a	100a	115a	
71B Runnymede Stn-Industry St	12.87	LF	2	24 ' 00 "	40	8	19.3	LF	2.5	24 ' 00 "	46	14	16.8	LF	2.5	24 ' 00 "	46	14	16.8	LF	2	24 ' 00 "	40	8	19.3	LF	2	20 ' 00 "	38	2	20.3	606a	604a	110a	1248a	
Combined/Average			3	12 ' 00 "					4	12 ' 00 "					4	12 ' 00 "					3	12 ' 00 "					3	10 ' 00 "								

Sunday	20-Jun-10	Sunday early morning						Sunday morning						Sunday afternoon						Sunday early evening						Sunday late evening										
71 Runnymede Stn-St Clair	6.63	LF	1	24 ' 00 "	20	4	19.9	LF	1	24 ' 00 "	20	4	19.9	LF	1	24 ' 00 "	22	2	18.1	LF	1	20 ' 00 "	19	1	20.9	LF	1	20 ' 00 "	17	3	23.4	819a	830a	100a	115a	
71B Runnymede Stn-Industry St	12.87	LF	2	24 ' 00 "	40	8	19.3	LF	2	24 ' 00 "	40	8	19.3	LF	2	24 ' 00 "	44	4	17.6	LF	2	20 ' 00 "	40	0	19.3	LF	2	20 ' 00 "	38	2	20.3	832a	807a	110a	1248a	
Combined/Average			3	12 ' 00 "					3	12 ' 00 "					3	12 ' 00 "					3	10 ' 00 "					3	10 ' 00 "								

78 ST ANDREWS & Monday to Friday	Wil 07-Sep-10	Monday-Friday morning peak period						Monday-Friday midday						Monday-Friday afternoon peak period						Monday-Friday early evening						Monday-Friday late evening									
78 York Mills Stn – Bayview	9.64	LF	3	10 ' 00 "	30	0	19.3	LF	1	30 ' 00 "	30	0	19.3	LF	2	15 ' 00 "	30	0	19.3	LF	1	30 ' 00 "	30	0	19.3	LF	1	30 ' 00 "	30	0	19.3	615a	630a	100a	1245a
Saturday	11-Sep-10	Saturday early morning						Saturday morning						Saturday afternoon						Saturday early evening						Saturday late evening									
78 York Mills Stn – Bayview	9.64	LF	1	30 ' 00 "	30	0	19.3	LF	1	30 ' 00 "	30	0	19.3	LF	1	30 ' 00 "	30	0	19.3	LF	1	30 ' 00 "	30	0	19.3	LF	1	30 ' 00 "	30	0	19.3	615a	630a	100a	1245a
Sunday	05-Sep-10	Sunday morning						Sunday afternoon						Sunday early evening						Sunday late evening															
78 York Mills Stn – Bayview	9.64							LF	1	30 ' 00 "	30	0	19.3	LF	1	30 ' 00 "	30	0	19.3	LF	1	30 ' 00 "	30	0	19.3	LF	1	30 ' 00 "	30	0	19.3	845a	900a	1245a	100a



TORONTO TRANSIT COMMISSION

SERVICE SUMMARY

June 19 to September 3, 2011

Route	RT dist (km) and date of last change	Veh type	No. of Veh	Service interval	Run time (min)	Term time (min)	Avg spd (km/h)	Veh type	No. of Veh	Service interval	Run time (min)	Term time (min)	Avg spd (km/h)	Veh type	No. of Veh	Service interval	Run time (min)	Term time (min)	Avg spd (km/h)	Veh type	No. of Veh	Service interval	Run time (min)	Term time (min)	Avg spd (km/h)	Veh type	No. of Veh	Service interval	Run time (min)	Term time (min)	Avg spd (km/h)	First dep NB or WB	First dep SB or EB	Last dep NB or WB	Last dep SB or EB
-------	--------------------------------------	----------	------------	------------------	----------------	-----------------	----------------	----------	------------	------------------	----------------	-----------------	----------------	----------	------------	------------------	----------------	-----------------	----------------	----------	------------	------------------	----------------	-----------------	----------------	----------	------------	------------------	----------------	-----------------	----------------	--------------------	--------------------	-------------------	-------------------

512 ST CLAIR Ron

June 19 to July 30, 2011

Monday to Friday	20-Jun-11	Monday-Friday morning peak period						Monday-Friday midday						Monday-Friday afternoon peak period						Monday-Friday early evening						Monday-Friday late evening									
512 Keele – St Clair Stn	13.99	CLRV	21	3' 00"	56	7	15.0	CLRV	11	6' 00"	56	10	15.0	CLRV	17	4' 00"	58	10	14.5	CLRV	10	6' 00"	56	4	15.0	CLRV	6	9' 00"	52	2	16.1	510a	500a	200a	150a
Saturday	08-Jan-11	Saturday early morning						Saturday morning						Saturday afternoon						Saturday early evening						Saturday late evening									
512 Keele – St Clair Stn	13.99	CLRV	6	8' 40"	50	2	16.8	CLRV	13	4' 40"	56	5	15.0	CLRV	16	4' 00"	58	6	14.5	CLRV	8	7' 00"	54	2	15.5	CLRV	6	9' 00"	52	2	16.1	511a	500a	201a	150a
Sunday	02-Jan-11	Sunday early morning						Sunday morning						Sunday afternoon						Sunday early evening						Sunday late evening									
512 Keele – St Clair Stn	13.99	CLRV	5	10' 00"	48	2	17.5	CLRV	8	7' 30"	56	4	15.0	CLRV	12	5' 15"	58	5	14.5	CLRV	7	8' 00"	54	2	15.5	CLRV	6	9' 00"	52	2	16.1	520a	457a	201a	151a

July 31 to September 3, 2011 Ron/Wil Bus operation between St Clair West Station and St Clair Station in Late evening Monday to Friday and on weekends, for TTC Overhead wire replacement.

First / Last times are approximate this BP.

Monday to Friday	02-Aug-11	Monday-Friday morning peak period						Monday-Friday midday						Monday-Friday afternoon peak period						Monday-Friday early evening						Monday-Friday late evening														
512 Keele – St Clair Stn	13.99	CLRV	21	3' 00"	56	7	15.0	CLRV	11	6' 00"	56	10	15.0	CLRV	17	4' 00"	58	10	14.5	CLRV	10	6' 00"	56	4	15.0															
512 Keele – St Clair West Stn	10.02																			CLRV						5	9' 00"	37	8	16.2	510a	500a	1009p	939p						
512 St.Clair West Stn – St Clair Stn	3.95																			HF						3	9' 00"	24	3	9.9	1026p	945p	208a	150a						
512 St.Clair West Stn – St Clair Stn	3.95																									HF						3	9' 00"	24	3	9.9	1006p	1018p	200a	202a
Saturday	06-Aug-11	Saturday early morning						Saturday morning						Saturday afternoon						Saturday early evening						Saturday late evening														
512 Keele – St Clair West Stn	10.02	CLRV	5	8' 00"	35	5	17.2	CLRV	9	4' 40"	40	2	15.0	CLRV	11	4' 00"	42	2	14.3	CLRV	6	7' 00"	38	4	15.8	CLRV	5	9' 00"	37	8	16.2	518a	500a	208a	150a					
512 St.Clair West Stn – St Clair Stn	3.95	HF	3	8' 00"	22	2	10.8	HF	5	4' 40"	22	2	10.9	HF	6	4' 00"	24	0	9.9	HF	4	7' 00"	24	4	9.9	HF	3	9' 00"	24	3	9.9	511a	503a	201a	205a					
Sunday	30-Jul-11	Sunday early morning						Sunday morning						Sunday afternoon						Sunday early evening						Sunday late evening														
512 Keele – St Clair West Stn	10.02	CLRV	4	10' 00"	35	5	17.2	CLRV	6	7' 30"	40	5	15.0	CLRV	9	5' 15"	42	5	14.3	CLRV	5	8' 00"	37	3	16.2	CLRV	5	9' 00"	37	8	16.2	527a	457a	208a	150a					
512 St.Clair West Stn – St Clair Stn	3.95	HF	2	10' 00"	20	0	11.9	HF	3	7' 30"	22	1	10.8	HF	5	5' 15"	24	2	9.9	HF	3	8' 00"	24	0	9.9	HF	3	9' 00"	24	3	9.9	520a	512a	201a	205a					

June 19 to September 3, 2011

312 ST CLAIR & Arw

Overnight, 7 days a week	20-Jun-10	Monday-Friday overnight						Saturday overnight						Sunday overnight					
312 Jane Stn – St Clair Stn	21.71	LF	2	30' 00"	60	0	21.7	LF	2	30' 00"	60	0	21.7	LF	2	30' 00"	60	0	21.7



TORONTO TRANSIT COMMISSION

SERVICE SUMMARY

June 19 to September 3, 2011

Route	RT dist (km) and date of last change	Veh type	No. of Veh	Service interval	Run time (min)	Term time (min)	Avg spd (km/h)	Veh type	No. of Veh	Service interval	Run time (min)	Term time (min)	Avg spd (km/h)	Veh type	No. of Veh	Service interval	Run time (min)	Term time (min)	Avg spd (km/h)	Veh type	No. of Veh	Service interval	Run time (min)	Term time (min)	Avg spd (km/h)	Veh type	No. of Veh	Service interval	Run time (min)	Term time (min)	Avg spd (km/h)	First dep NB or WB	First dep SB or EB	Last dep NB or WB	Last dep SB or EB			
86 SCARBOROUGH &		Egl																																				
Monday to Friday		20-Jun-11																																				
		Monday-Friday morning peak period							Monday-Friday midday							Monday-Friday afternoon peak period							Monday-Friday early evening							Monday-Friday late evening								
86 Kennedy Stn – Sheppard	27.99													LF	10	7' 30"	72	3	23.3	LF	5	14' 00"	66	4	25.4													
86A Kennedy Stn – Toronto Zoo	31.25	LF	5	15' 00"	75	0	25.0	LF	9	9' 00"	78	3	24.0	LF	5.5	15' 00"	79	4	23.7																			
86B Kennedy Stn – Highland Creek	21.84	LF	4	15' 00"	56	4	23.4																															
86D Kennedy Stn – Beechgrove via Lawrence	22.51	LF	4	15' 00"	60	0	22.5	LF	2	30' 00"	57	3	23.7	LF	4.5	15' 00"	63	5	21.4																			
86E Kennedy Stn – Sheppard Express	27.99	LF	12	5' 00"	60	0	28.0							LF	6	11' 00"	65	1	25.8																			
Combined/Average			25	2' 30"					11	6' 55"					16	4' 28"					10	7' 30"						5	14' 00"									
Saturday		14-May-11																																				
		Saturday early morning							Saturday morning							Saturday afternoon							Saturday early evening							Saturday late evening								
86 Kennedy Stn – Sheppard	27.99													LF	4	17' 00"	65	3	25.8																			
86A Kennedy Stn – Toronto Zoo	31.25	LF	8	10' 00"	74	6	25.3	LF	12	6' 30"	76	2	24.7	LF	12	6' 30"	76	2	24.7	LF	8	10' 00"	72	8	26.0													
86D Kennedy Stn – Beechgrove via Lawrence	22.51	LF	2	30' 00"	57	3	23.7	LF	2	30' 00"	57	3	23.7	LF	2	30' 00"	57	3	23.7																			
Combined/Average			10	7' 30"					14	5' 21"					14	5' 21"					8	10' 00"						4	17' 00"									
Sunday		13-Feb-11																																				
		Sunday early morning							Sunday morning							Sunday afternoon							Sunday early evening							Sunday late evening								
86 Kennedy Stn – Sheppard	27.99													LF	4	17' 00"	65	3	25.8																			
86A Kennedy Stn – Toronto Zoo	31.25	LF	8	9' 00"	70	2	26.8	LF	8	9' 00"	70	2	26.8	LF	8	9' 00"	70	2	26.8	LF	6	11' 00"	65	1	28.8													
Overnight service on Eglinton Avenue and Kingston Road provided by 305 EGLINTON EAST																																						
190 SCARBOROUGH CENTRE ROCKET &		Mal																																				
Monday to Friday		20-Jun-11																																				
		Monday-Friday morning peak period							Monday-Friday midday							Monday-Friday afternoon peak period							Monday-Friday early evening							Monday-Friday late evening								
190 Don Mills Stn – Scarborough Centre Stn	17.36	Lift	7	7' 00"	49	0	21.3	Lift	5	9' 00"	44	1	23.7	Lift	10	6' 00"	58	2	18.0	Lift	5	9' 00"	44	1	23.7	Lift	3	15' 00"	40	5	26.0							
Saturday		02-Apr-11																																				
		Saturday early morning							Saturday morning							Saturday afternoon							Saturday early evening							Saturday late evening								
190 Don Mills Stn – Scarborough Centre Stn	17.36	Lift	4	12' 00"	45	3	23.1	Lift	4	12' 00"	45	3	23.1	Lift	6	8' 00"	45	3	23.1	Lift	5	9' 00"	45	0	23.1	Lift	2	20' 00"	40	0	26.0							
Sunday		27-Mar-11																																				
		Sunday morning							Sunday afternoon							Sunday early evening							Sunday late evening															
190 Don Mills Stn – Scarborough Centre Stn	17.36							Lift	3	15' 00"	45	0	23.1	Lift	4	12' 00"	45	3	23.1	Lift	3	15' 00"	40	5	26.0	Lift	2	20' 00"	40	0	26.0							
3 SCARBOROUGH RT &		DanSub																																				
Monday to Friday		20-Jun-11																																				
		Monday-Friday morning peak period							Monday-Friday midday							Monday-Friday afternoon peak period							Monday-Friday early evening							Monday-Friday late evening								
3 Kennedy Stn – McCowan Stn	12.81	4carS	6	3' 50"	23	0	33.4	4carS	4	5' 45"	23	0	33.4	4carS	6	3' 50"	23	0	33.4	4carS	4	5' 45"	23	0	33.4	4carS	4	5' 45"	23	0	33.4							
Saturday		25-Jun-11																																				
		Saturday early morning							Saturday morning							Saturday afternoon							Saturday early evening							Saturday late evening								
3 Kennedy Stn – McCowan Stn	12.81	4carS	4	5' 45"	23	0	33.4	4carS	4	5' 45"	23	0	33.4	4carS	4	5' 45"	23	0	33.4	4carS	4	5' 45"	23	0	33.4	4carS	4	5' 45"	23	0	33.4							
Sunday		19-Jun-11																																				
		Sunday morning							Sunday afternoon							Sunday early evening							Sunday late evening															
3 Kennedy Stn – McCowan Stn	12.81							4carS	4	5' 45"	23	0	33.4	4carS	4	5' 45"	23	0	33.4	4carS	4	5' 45"	23	0	33.4	4carS	4	5' 45"	23	0	33.4							
		855a 907a 124a 135a McCowan to Kennedy is WB; Kennedy to McCowan is EB																																				



TORONTO TRANSIT COMMISSION

SERVICE SUMMARY

June 19 to September 3, 2011

Route	RT dist (km) and date of last change	Veh type	No. of Veh	Service interval	Run time (min)	Term time (min)	Avg spd (km/h)	Veh type	No. of Veh	Service interval	Run time (min)	Term time (min)	Avg spd (km/h)	Veh type	No. of Veh	Service interval	Run time (min)	Term time (min)	Avg spd (km/h)	Veh type	No. of Veh	Service interval	Run time (min)	Term time (min)	Avg spd (km/h)	Veh type	No. of Veh	Service interval	Run time (min)	Term time (min)	Avg spd (km/h)	First dep NB or WB	First dep SB or EB	Last dep NB or WB	Last dep SB or EB	
79 SCARLETT RD &		Mtd																																		
June 19 to July 30, 2011		Buses removed from Runnymede Station due to TTC Construction.																																		
Monday to Friday	20-Jun-11	Monday-Friday morning peak period							Monday-Friday midday							Monday-Friday afternoon peak period							Monday-Friday early evening							Monday-Friday late evening						
79 High Park Stn – Lawrence & Jane	21.34	LF	7	10'00"	67	3	19.1	LF	5	15'00"	70	5	18.3	LF	6.5	12'00"	73	5	17.5	LF	5	13'00"	64	1	20.0	LF	2	30'00"	60	0	21.3	525a	505a	1258a	100a	
79B High Park Stn – Lawrence & Jane via St Clair	20.96	LF	7	10'00"	67	3	18.8							LF	6.5	12'00"	73	5	17.2														540a	520a	852a	855a
Combined/Average			14	5'00"					5	15'00"					13	6'00"					5	13'00"						2	30'00"				255p	234p	719p	710p
Saturday	11-Sep-10	Saturday early morning							Saturday morning							Saturday afternoon							Saturday early evening							Saturday late evening						
79 High Park Stn – Lawrence & Jane	21.34	LF	2	30'00"	60	0	21.3	LF	4	16'00"	64	0	20.0	LF	4	16'00"	64	0	20.0	LF	2	30'00"	60	0	21.3	LF	2	30'00"	60	0	21.3	535a	605a	1258a	100a	
Sunday	05-Sep-10	Sunday morning							Sunday afternoon							Sunday early evening							Sunday late evening													
79 High Park Stn – Lawrence & Jane	21.34							LF	2	30'00"	60	0	21.3	LF	3	21'00"	63	0	20.3	LF	2	30'00"	60	0	21.3	LF	2	30'00"	60	0	21.3	800a	830a	1258a	100a	
July 31 to September 3, 2011		Runnymede Station bus loop reopens.																																		
Monday to Friday	02-Aug-11	Monday-Friday morning peak period							Monday-Friday midday							Monday-Friday afternoon peak period							Monday-Friday early evening							Monday-Friday late evening						
79 Runnymede Stn-Lawrence & Jane	18.83	LF	6	10'00"	58	2	19.5	LF	4	15'00"	60	0	18.8	LF	5.5	12'00"	63	3	17.9	LF	5	12'00"	54	6	20.9	LF	2	30'00"	54	6	20.9	530a	505a	100a	100a	
79B Runnymede Stn-Lawrence & Jane via St Clair	18.93	LF	6	10'00"	58	2	19.6							LF	5.5	12'00"	63	3	18.0														545a	520a	850a	858a
Combined/Average			12	5'00"					4	15'00"					11	6'00"					5	12'00"						2	30'00"				300p	234p	724p	710p
Saturday	06-Aug-11	Saturday early morning							Saturday morning							Saturday afternoon							Saturday early evening							Saturday late evening						
79 Runnymede Stn-Lawrence & Jane	18.83	LF	2	25'00"	50	0	22.6	LF	4	15'00"	54	6	20.9	LF	4	15'00"	54	6	20.9	LF	2	25'00"	50	0	22.6	LF	2	30'00"	50	10	22.6	540a	605a	100a	100a	
Sunday	30-Jul-11	Sunday morning							Sunday afternoon							Sunday early evening							Sunday late evening													
79 Runnymede Stn-Lawrence & Jane	18.83							LF	2	30'00"	54	6	20.9	LF	3	20'00"	54	6	20.9	LF	2	25'00"	50	0	22.6	LF	2	30'00"	50	10	22.6	800a	830a	100a	100a	
777 SERVICE RELIEF BUSES		Wll/Qsy																																		
Monday to Friday	20-Jun-11	Monday-Friday morning peak period							Monday-Friday midday							Monday-Friday afternoon peak period							Monday-Friday early evening							Monday-Friday late evening						
Service relief buses – Wilson														Lift	3	Downsview Stn																				
Service relief buses – Queensway		LF	1	Kipling Stn										LF	1	Kipling Stn																				
779 SERVICE RELIEF BUSES		Mal																																		
Monday to Friday	20-Jun-11	Monday-Friday morning peak period							Monday-Friday midday							Monday-Friday afternoon peak period							Monday-Friday early evening							Monday-Friday late evening						
Service relief buses – Malvern		Lift	1	Scarborough Centre				Lift	1	Scarborough Centre																										
780 SERVICE RELIEF BUSES		Egl																																		
Monday to Friday	08-Sep-09	Monday-Friday morning peak period							Monday-Friday midday							Monday-Friday afternoon peak period							Monday-Friday early evening							Monday-Friday late evening						
Service relief buses – Eglinton														LF	1	Don Mills Station																				
Service relief buses – Eglinton														LF	1	Eglinton Station																				
Service relief buses – Eglinton														LF	1	Kennedy Station																				



TORONTO TRANSIT COMMISSION

SERVICE SUMMARY

June 19 to September 3, 2011

Route	RT dist (km) and date of last change	Veh type	No. of Veh	Service interval	Run time (min)	Term time (min)	Avg spd (km/h)	Veh type	No. of Veh	Service interval	Run time (min)	Term time (min)	Avg spd (km/h)	Veh type	No. of Veh	Service interval	Run time (min)	Term time (min)	Avg spd (km/h)	Veh type	No. of Veh	Service interval	Run time (min)	Term time (min)	Avg spd (km/h)	Veh type	No. of Veh	Service interval	Run time (min)	Term time (min)	Avg spd (km/h)	First dep NB or WB	First dep SB or EB	Last dep NB or WB	Last dep SB or EB		
385 SHEPPARD EAST & Overnight, 7 days a week		Mal	Monday-Friday overnight		Saturday overnight		Sunday overnight																														
23-Nov-08	43.61	LF	3	30'00"	90	0	29.1	LF	3	30'00"	90	0	29.1	LF	3	30'00"	90	0	29.1																		
4 SHEPPARD SUBWAY & Monday to Friday		WilSub	Monday-Friday morning peak period		Monday-Friday midday		Monday-Friday afternoon peak period		Monday-Friday early evening		Monday-Friday late evening																										
25-Nov-02	10.94	4carT	4	5'30"	22	0	29.8	4carT	4	5'30"	22	0	29.8	4carT	4	5'30"	22	0	29.8	4carT	4	5'30"	22	0	29.8	4carT	4	5'30"	22	0	29.8	531a	542a	225a	214a		
Saturday		30-Nov-02	Saturday early morning		Saturday morning		Saturday afternoon		Saturday early evening		Saturday late evening																										
10.94	4carT	4	5'30"	22	0	29.8	4carT	4	5'30"	22	0	29.8	4carT	4	5'30"	22	0	29.8	4carT	4	5'30"	22	0	29.8	4carT	4	5'30"	22	0	29.8	547a	558a	225a	214a			
Sunday		24-Nov-02	Sunday morning		Sunday afternoon		Sunday early evening		Sunday late evening																												
10.94	4carT	4	5'30"	22	0	29.8	4carT	4	5'30"	22	0	29.8	4carT	4	5'30"	22	0	29.8	4carT	4	5'30"	22	0	29.8	4carT	4	5'30"	22	0	29.8	849a	900a	225a	214a			
84 SHEPPARD WEST & Monday to Friday		Arw	Monday-Friday morning peak period		Monday-Friday midday		Monday-Friday afternoon peak period		Monday-Friday early evening		Monday-Friday late evening																										
20-Jun-11	24.91	LF	7	11'00"	74	3	20.2	LF	9	8'30"	74	2	20.2	LF	6	12'30"	74	1	20.2	LF	5	15'00"	70	5	21.4	LF	4	15'00"	60	0	24.9	515a	528a	145a	158a		
33.67	LF	4.5	22'00"	93	6	21.7			LF	4	25'00"	93	7	21.7																							
33.67	LF	4.5	22'00"	96	3	21.0			LF	4	25'00"	97	3	20.8																							
Combined/Average		16		5'30"		9		8'30"		14		6'15"		5		15'00"		4		15'00"																	
Saturday		08-Jan-11	Saturday early morning		Saturday morning		Saturday afternoon		Saturday early evening		Saturday late evening																										
24.91	LF	5	13'00"	58	7	25.8	LF	5	13'00"	61	4	24.5	LF	8	9'00"	70	2	21.4	LF	4	16'00"	61	3	24.5	LF	3	22'00"	61	5	24.5	520a	545a	153a	158a			
Sunday		02-Jan-11	Sunday early morning		Sunday morning		Sunday afternoon		Sunday early evening		Sunday late evening																										
24.91	LF	4	16'00"	58	6	25.8	LF	5	13'00"	61	4	24.5	LF	5	13'00"	61	4	24.5	LF	3	22'00"	60	6	24.9	LF	3	22'00"	60	6	24.9	750a	800a	153a	158a			
75 SHERBOURNE & Monday to Friday		Wil	Monday-Friday morning peak period		Monday-Friday midday		Monday-Friday afternoon peak period		Monday-Friday early evening		Monday-Friday late evening																										
20-Jun-11	8.59	LF	4	11'00"	44	0	11.7	LF	3	15'00"	45	0	11.5	LF	4	12'00"	48	0	10.7	LF	2	20'00"	40	0	12.9												
10.51																					LF		1.5		30'00"		44		0		14.3		950p	1028p	1250a	1228a	
		75A alternates trips with 82 ROSEDALE																																			
Saturday		29-Nov-08	Saturday early morning		Saturday morning		Saturday afternoon		Saturday early evening		Saturday late evening																										
8.59	LF	2	15'00"	30	0	17.2	LF	2	20'00"	40	0	12.9	LF	2	20'00"	40	0	12.9			LF		1.5		30'00"		44		0		14.3		535a	520a	650p	710p	
10.51																					LF		1.5		30'00"		44		0		14.3		650p	728p	1250a	1220a	
		75A alternates trips with 82 ROSEDALE																																			
Sunday		23-Nov-08	Sunday morning		Sunday afternoon		Sunday early evening		Sunday late evening																												
10.51	LF	1.5	30'00"	44	0	14.3	LF	1.5	30'00"	44	0	14.3	LF	1.5	30'00"	44	0	14.3	LF	1.5	30'00"	44	0	14.3	LF	1.5	30'00"	44	0	14.3	850a	832a	1250a	1228a			
		75A alternates trips with 82 ROSEDALE																																			



SERVICE SUMMARY

June 19 to September 3, 2011

Route	RT dist (km) and date of last change	Veh type	No. of Veh	Service interval	Run time (min)	Term time (min)	Avg spd (km/h)	Veh type	No. of Veh	Service interval	Run time (min)	Term time (min)	Avg spd (km/h)	Veh type	No. of Veh	Service interval	Run time (min)	Term time (min)	Avg spd (km/h)	Veh type	No. of Veh	Service interval	Run time (min)	Term time (min)	Avg spd (km/h)	Veh type	No. of Veh	Service interval	Run time (min)	Term time (min)	Avg spd (km/h)	First dep NB or WB	First dep SB or EB	Last dep NB or WB	Last dep SB or EB																					
123 SHORNCLIFFE &		Qsy																																																						
Monday to Friday	20-Jun-11		Monday-Friday morning peak period					Monday-Friday midday					Monday-Friday afternoon peak period					Monday-Friday early evening					Monday-Friday late evening																																	
123 Kipling Stn – Long Branch via East Mall	18.49	LF	3	18' 00"	49	5	22.6	LF	3	18' 00"	48	6	23.1	LF	3	18' 00"	54	0	20.5	LF	2	25' 00"	46	4	24.1	LF	1.5	30' 00"	41	4	27.1	552a	608a	114a	135a																					
123A Kipling Stn – Sherway via North Queen	11.41	LF	2	18' 00"	27	9	25.4						LF	2	18' 00"	32	4	21.4																																						
123C Kipling Stn – Long Branch via North Queen	18.61							LF	3	18' 00"	48	6	23.3							LF	2	25' 00"	46	4	24.3	LF	1.5	30' 00"	41	4	27.2	905a 614p	857a 557p	248p 1258a	221p 120a																					
Combined/Average			5	9' 00"				6	9' 00"				5	9' 00"						4	12' 30"					3	15' 00"																													
Saturday	20-Feb-10		Saturday early morning					Saturday morning					Saturday afternoon					Saturday early evening					Saturday late evening																																	
123 Kipling Stn – Long Branch via East Mall	18.49	LF	1.5	30' 00"	40	5	27.7	LF		30' 00"	48	5	23.1	LF	2.5	20' 00"	48	2	23.1	LF	1.5	30' 00"	42	3	26.4	LF	1.5	30' 00"	36	9	30.8	540a	600a	104a	110a																					
123C Kipling Stn – Long Branch via North Queen	18.61	LF	1.5	30' 00"	40	5	27.9	LF		30' 00"	48	5	23.3	LF	2.5	20' 00"	48	2	23.3	LF	1.5	30' 00"	42	3	26.6	LF	1.5	30' 00"	36	9	31.0	625a	621a	1249a	1255a																					
Combined/Average			3	15' 00"				3.5	15' 00"				5	10' 00"						3	15' 00"					3	15' 00"																													
			Alternates trips with 111 EAST MALL																																																					
Sunday	14-Feb-10		Sunday morning					Sunday afternoon					Sunday early evening					Sunday late evening																																						
123 Kipling Stn – Long Branch via East Mall	18.49							LF	2	24' 00"	48	0	23.1	LF	2.5	20' 00"	48	2	23.1	LF	1.5	30' 00"	42	3	26.4	LF	1.5	30' 00"	36	9	30.8	900a	924a	101a	110a																					
123C Kipling Stn – Long Branch via North Queen	18.61							LF	2	24' 00"	48	0	23.3	LF	2.5	20' 00"	48	2	23.3	LF	1.5	30' 00"	42	3	26.6	LF	1.5	30' 00"	36	9	31.0	848a	912a	1246a	1255a																					
Combined/Average								4	12' 00"				5	10' 00"						3	15' 00"					3	15' 00"																													
115 SILVER HILLS &		Wil																																																						
Monday to Friday	09-May-11		Monday-Friday morning peak period					Monday-Friday midday					Monday-Friday afternoon peak period					Monday-Friday early evening																																						
115 York Mills Stn – Leslie	12.83	LF	2	20' 00"	40	0	19.2	LF	2	20' 00"	40	0	19.2	LF	2	20' 00"	40	0	19.2	LF	1.5	30' 00"	35	3	22.0	Alternates trips with 122 GRAYDON HALL				639a	620a	1017p	1000p																							
Saturday	14-May-11		Saturday early morning					Saturday morning					Saturday afternoon					Saturday early evening																																						
115 York Mills Stn – Leslie	12.83	LF	1.5	30' 00"	35	2	22.0	LF	1.5	30' 00"	35	3	22.0	LF	1.5	30' 00"	35	3	22.0	LF	1.5	30' 00"	35	3	22.0	Alternates trips with 122 GRAYDON HALL				627a	610a	1027p	1010p																							
Sunday	08-May-11		Sunday morning					Sunday afternoon					Sunday early evening																																											
115 York Mills Stn – Leslie	12.83							LF	1.5	30' 00"	35	3	22.0	LF	1.5	30' 00"	35	3	22.0	LF	1.5	30' 00"	35	3	22.0	Alternates trips with 122 GRAYDON HALL				857a	840a	1027p	1010p																							
403 SOUTH DON MILLS COMMUNITY BUS &		W-T																																																						
Monday to Friday	2-Sep-97		Monday-Friday midday					Monday-Friday afternoon peak period																																																
403 Don Mills Centre – East York Centre								CB	1	60' 00"	60	0		CB	1	60' 00"	60	0																																						



TORONTO TRANSIT COMMISSION

SERVICE SUMMARY

June 19 to September 3, 2011

Route	RT dist (km) and date of last change	Veh type	No. of Veh	Service interval	Run time (min)	Term time (min)	Avg spd (km/h)	Veh type	No. of Veh	Service interval	Run time (min)	Term time (min)	Avg spd (km/h)	Veh type	No. of Veh	Service interval	Run time (min)	Term time (min)	Avg spd (km/h)	Veh type	No. of Veh	Service interval	Run time (min)	Term time (min)	Avg spd (km/h)	Veh type	No. of Veh	Service interval	Run time (min)	Term time (min)	Avg spd (km/h)	First dep NB or WB	First dep SB or EB	Last dep NB or WB	Last dep SB or EB							
53 STEELES EAST &	Mal																																									
Monday to Friday	20-Jun-11		Monday-Friday morning peak period					Monday-Friday midday					Monday-Friday afternoon peak period					Monday-Friday early evening					Monday-Friday late evening																			
53 Finch Stn – Pharmacy	19.28	Lift	5	12' 00"	60	0	19.3							Lift	7	9' 30"	61	6	19.0															537a	515a	900a	830a					
53A Finch Stn – Staines	37.31							Lift	1	26' 00"	114	2	19.6							Lift	1	21' 20"	106	5	21.1		Lift	5.5	20' 00"	106	4	21.1										
53B Finch Stn – Markham Rd	33.36	Lift	8	12' 00"	96	0	20.9	Lift	14	6' 30"	90	1	22.2	Lift	11	9' 30"	104	1	19.2	Lift	17	5' 20"	91	0	22.1	Lift	4.5	20' 00"	82	8	24.4											
53E Finch Stn – Markham Rd Express	33.36	Lift	19	4' 45"	90	0	22.2						Lift	20	4' 45"	95	0	21.1																								
53F Finch Stn – Staines Express	37.31	Lift	1	28' 30"	114	2	19.6						Lift	1	28' 30"	119	3	18.8																								
Combined/Average			33	2' 39"					15	6' 30"					39	2' 23"					18	5' 20"						10	10' 00"													
			53 operates SB via Pharmacy Every 6th 53E operates as 53F					Every 4th 53B operates as 53A					53 operates SB via Victoria Park Every 6th 53E operates as 53F					Every 4th 53B operates as 53A																								
Saturday	08-Jan-11		Saturday early morning					Saturday morning					Saturday afternoon					Saturday early evening					Saturday late evening																			
53A Finch Stn – Staines	37.31	Lift	4	27' 00"	102	6	21.9	Lift	1	27' 00"	114	2	19.6	Lift	1	24' 00"	114	3	19.6	Lift	4.5	26' 00"	114	3	19.6	Lift	4	27' 00"	96	12	23.3											
53B Finch Stn – Markham Rd	33.36	Lift	3	27' 00"	80	1	25.0	Lift	10	9' 00"	90	0	22.2	Lift	15	6' 00"	90	0	22.2	Lift	3.5	26' 00"	90	1	22.2	Lift	3	27' 00"	80	1	25.0											
Combined/Average			7	13' 30"					11	9' 00"					16	6' 00"					8	13' 00"						7	13' 30"													
			Every 3rd 53B operates as 53A					Every 4th 53E operates as 53F																																		
Sunday	02-Jan-11		Sunday early morning					Sunday morning					Sunday afternoon					Sunday early evening					Sunday late evening																			
53A Finch Stn – Staines	37.31	Lift	5	22' 00"	110	0	20.4	Lift	5	22' 00"	110	0	20.4	Lift	1	28' 00"	114	4	19.6	Lift	4.5	26' 00"	112	5	20.0	Lift	4	27' 00"	96	12	23.3											
53B Finch Stn – Markham Rd	33.36	Lift	4	22' 00"	86	2	23.3	Lift	4	22' 00"	86	2	23.3	Lift	13	7' 00"	90	1	22.2	Lift	3.5	26' 00"	88	3	22.7	Lift	3	27' 00"	80	1	25.0											
Combined/Average			9	11' 00"					9	11' 00"					14	7' 00"					8	13' 00"						7	13' 30"													
			Every 4th 53E operates as 53F																																							
353 STEELES EAST &	Mal																																									
Overnight, 7 days a week	04-Sep-05		Monday-Friday overnight					Saturday overnight					Sunday overnight																													
353 Yonge – Middlefield	30.34	Lift	2	30' 00"	48	12	37.9	Lift	2	30' 00"	48	12	37.9	Lift	2	30' 00"	48	12	37.9																							
60 STEELES WEST &	Arw																																									
Monday to Friday	20-Jun-11		Monday-Friday morning peak period					Monday-Friday midday					Monday-Friday afternoon peak period					Monday-Friday early evening					Monday-Friday late evening																			
60B Finch Stn – Martin Grove	35.97													LF	4	24' 00"	94	2	23.0	LF	4	20' 00"	76	4	28.4																	
60C Finch Stn – York University	20.15	LF	10	7' 30"	66	9	18.3	LF	6	12' 00"	65	7	18.6	LF	9	8' 00"	70	2	17.3	LF	3	24' 00"	66	6	18.3	LF	3	20' 00"	56	4	21.6											
60D Finch Stn – Highway 27	39.22	LF	16	7' 30"	120	0	19.6	LF	9	12' 00"	102	6	23.1	LF	16	8' 00"	120	8	19.6																							
60E Finch Stn – Kipling Express	29.99	LF	8	12' 00"	96	0	18.7						LF	6	16' 00"	96	0	18.7																								
Combined/Average			34	2' 51"					15	6' 00"					31	3' 12"					7	12' 00"						7	10' 00"													
			602p					602p					602p					602p					602p																			
			450a					450a					450a					450a					450a																			
			658p					658p					658p					658p					658p																			
			132a					132a					132a					132a					132a																			
			609a					609a					609a					609a					609a																			
			644a					644a					644a					644a					644a																			
			620a					620a					620a					620a					620a																			
			523a					523a					523a					523a					523a																			
			613p					613p					613p					613p					613p																			
			554p					554p					554p					554p					554p																			
			638p					638p					638p					638p					638p																			
			600a					600a					600a					600a					600a																			
			636a					636a					636a					636a					636a																			
			824a					824a					824a					824a					824a																			
			836a					836a					836a					836a					836a																			
			324p					324p					324p					324p					324p																			
			252p					252p					252p					252p					252p																			
			636p					636p					636p					636p					636p																			
			604p					604p					604p					604p					604p																			
Saturday	29-Nov-08		Saturday early morning					Saturday morning					Saturday afternoon					Saturday early evening					Saturday late evening																			
60B Finch Stn – Martin Grove	35.97													LF	4	20' 00"	80	0	27.0	LF	3.5	24' 00"	76	8	28.4																	
60C Finch Stn – York University	20.15							LF	5	11' 00"	54	1	22.4	LF	5	11' 00"	54	1	22.4	LF	3	20' 00"	54	6	22.4	LF	2.5	24' 00"	50	10	24.2											
60D Finch Stn – Highway 27	39.22	LF	6	15' 00"	88	2	26.7	LF	9	11' 00"	92	7	25.6	LF	9	11' 00"	92	7	25.6																							
Combined/Average			6	15' 00"																																						



TORONTO TRANSIT COMMISSION

SERVICE SUMMARY

June 19 to September 3, 2011

Table for route 124 SUNNYBROOK & Monday to Friday, Saturday, Sunday. Columns include RT dist, Veh type, No. of Veh, Service interval, Run time, Term time, Avg spd, and First dep/Last dep times.

77 SWANSEA

MtD

June 19 to July 30, 2011

Buses removed from Runnymede Station due to TTC Construction.

Table for route 77 Bloor & Runnymede - Queensway Monday to Friday, Saturday, Sunday. Includes service details and alternate trip information for Runnymede.

July 31 to September 3, 2011

Runnymede Station bus loop reopens.

Table for route 168 SYMINGTON & Monday to Friday, Saturday, Sunday. Includes service details and alternate trip information for Runnymede.



TORONTO TRANSIT COMMISSION

SERVICE SUMMARY

June 19 to September 3, 2011

Route	RT dist (km) and date of last change	Veh type	No. of Veh	Service interval	Run time (min)	Term time (min)	Avg spd (km/h)	Veh type	No. of Veh	Service interval	Run time (min)	Term time (min)	Avg spd (km/h)	Veh type	No. of Veh	Service interval	Run time (min)	Term time (min)	Avg spd (km/h)	Veh type	No. of Veh	Service interval	Run time (min)	Term time (min)	Avg spd (km/h)	Veh type	No. of Veh	Service interval	Run time (min)	Term time (min)	Avg spd (km/h)	First dep NB or WB	First dep SB or EB	Last dep NB or WB	Last dep SB or EB							
81 THORNCLIFFE PARK &	Bir																																									
Monday to Friday	20-Jun-11		Monday-Friday morning peak period					Monday-Friday midday					Monday-Friday afternoon peak period					Monday-Friday early evening					Monday-Friday late evening																			
81 Pape Stn – Thorncliffe	8.29	LF	5	6'00"	28	2	17.8	LF	3	10'00"	30	0	16.6	LF	5	5'30"	28	0	18.1	LF	3	10'00"	30	0	16.6	LF	2	12'00"	24	0	20.7	525a	510a	120a	111a							
Saturday	25-Jun-05		Saturday early morning					Saturday morning					Saturday afternoon					Saturday early evening					Saturday late evening																			
81 Pape Stn – Thorncliffe	8.29	LF	1	30'00"	30	0	16.6	LF	4	7'30"	30	0	16.6	LF	4	7'30"	30	0	16.6	LF	2	12'00"	24	0	20.7	LF	2	12'00"	24	0	20.7	545a	530a	120a	111a							
Sunday	19-Jun-05		Sunday early morning					Sunday morning					Sunday afternoon					Sunday early evening					Sunday late evening																			
81 Pape Stn – Thorncliffe	8.29	LF	1	30'00"	30	0	16.6	LF	3	10'00"	30	0	16.6	LF	3	10'00"	30	0	16.6	LF	2	12'00"	24	0	20.7	LF	2	12'00"	24	0	20.7	645a	630a	120a	111a							
<p>Loops clockwise on Thorncliffe Park Drive before 330p, and loops counter-clockwise on Thorncliffe Park Drive after 330p</p>																																										
407 TORONTO REHAB CARDIAC CENTRE COMMUNITY LINK &	W-T																																									
Monday to Friday		WT	<p>Number of trips and trip times vary by day of the week (no Saturday, Sunday, or holiday service). See http://www3.ttc.ca/Routes/index.jsp for more information.</p>																																							
407 Sunnybrook Hospital – Toronto Rehab Rumsey Centre																																										
10 VAN HORNE &	Egl/Wil																																									
Monday to Friday	09-May-11		Monday-Friday morning peak period					Monday-Friday afternoon peak period					Monday-Friday late evening																													
10 Don Mills Stn – Victoria Park	7.64	LF	3	10'00"	28	2	16.4	See 169A HUNTINGWOOD	LF	3	10'00"	28	2	16.4	See 169A HUNTINGWOOD	LF	1	20'00"	20	0	22.9																					
<p>Midday and early evening service provided by 169A HUNTINGWOOD via Van Horne.</p>																																										
Saturday	14-May-11		See 169A HUNTINGWOOD					See 169A HUNTINGWOOD					See 169A HUNTINGWOOD					Saturday early evening					Saturday late evening																			
10 Don Mills Stn – Victoria Park	7.64	LF	1	20'00"	20	0	22.9		LF	1	20'00"	20	0	22.9		LF	1	20'00"	20	0	22.9																					
<p>Daytime service provided by 169A HUNTINGWOOD via Van Horne.</p>																																										
Sunday	08-May-11		Sunday morning					Sunday afternoon																																		
10 Don Mills Stn – Victoria Park	7.64	LF	1	30'00"	24	6	19.1		LF	1	30'00"	24	6	19.1																												
406 VARIETY VILLAGE COMMUNITY LINK &	W-T																																									
Monday to Friday	03-Jan-11	WT	Monday-Friday morning peak period					Monday-Friday midday					Monday-Friday afternoon peak period					Monday-Friday early evening																								
406 Main Street Stn – Variety Village		WT	30'00"					30'00"					30'00"					30'00"																								
90 VAUGHAN	MtD																																									
Monday to Friday	20-Jun-11		Monday-Friday morning peak period					Monday-Friday midday					Monday-Friday afternoon peak period					Monday-Friday early evening					Monday-Friday late evening																			
90 St Clair West Stn – Eglinton	6.60	LF	3.5	9'20"	31	2	12.7		LF	2.5	16'00"	36	4	11.0																												
90A St Clair West Stn – Oakwood	5.47	LF	2.5	9'20"	23	1	14.4	LF	2	12'00"	24	0	13.7	LF	1.5	16'00"	24	0	13.7	LF	2	12'00"	24	0	13.7	LF	1	20'00"	20	0	16.4	545a	525a	130a	120a							
Combined/Average			6	4'40"					2	12'00"				4	8'00"					2	12'00"						1	20'00"														
Saturday	26-Jun-10		Saturday early morning					Saturday morning					Saturday afternoon					Saturday early evening					Saturday late evening																			
90A St Clair West Stn – Oakwood	5.47	LF	2	12'00"	24	0	13.7	LF	3	8'00"	24	0	13.7	LF	3	8'00"	24	0	13.7	LF	2	12'00"	24	0	13.7	LF	1	20'00"	20	0	16.4	610a	610a	110a	100a							
Sunday	20-Jun-10		Sunday morning					Sunday afternoon					Sunday early evening					Sunday late evening																								
90A St Clair West Stn – Oakwood	5.47	LF	2	12'00"	24	0	13.7	LF	2	12'00"	24	0	13.7	LF	2	12'00"	24	0	13.7	LF	1	20'00"	20	0	16.4																	



TORONTO TRANSIT COMMISSION

SERVICE SUMMARY

June 19 to September 3, 2011

Route	RT dist (km) and date of last change	Veh type	No. of Veh	Service interval	Run time (min)	Term time (min)	Avg spd (km/h)	Veh type	No. of Veh	Service interval	Run time (min)	Term time (min)	Avg spd (km/h)	Veh type	No. of Veh	Service interval	Run time (min)	Term time (min)	Avg spd (km/h)	Veh type	No. of Veh	Service interval	Run time (min)	Term time (min)	Avg spd (km/h)	Veh type	No. of Veh	Service interval	Run time (min)	Term time (min)	Avg spd (km/h)	First dep NB or WB	First dep SB or EB	Last dep NB or WB	Last dep SB or EB											
24 VICTORIA PARK &	Bir	Service outside Toronto north of Steeles Avenue is provided under contract to York Region																																												
Monday to Friday	20-Jun-11	Monday-Friday morning peak period									Monday-Friday midday									Monday-Friday afternoon peak period									Monday-Friday early evening									Monday-Friday late evening								
24 Victoria Park Stn – Steeles	30.58	LF	15	6' 00"	90	0	20.4	LF	9	10' 00"	90	0	20.4	LF	14	7' 00"	96	2	19.1	LF	9	9' 00"	81	0	22.7	LF	6	12' 00"	70	2	26.2	450a	515a	125a	200a											
24A Victoria Park Stn – Don Mills Stn via Consumers Rd	24.53	LF	6	14' 00"	82	2	17.9	LF	2.5	30' 00"	75	0	19.6	LF	7	13' 00"	87	4	16.9														558a	533a	615p	644p										
24D Victoria Park Stn – Major Mackenzie	57.69							LF	2	30' 00"	145	5	23.9							LF	2	27' 00"	135	0	25.6							900a	1020a	100p	220p											
Combined/Average			21	4' 12"					13.5	7' 30"					21	4' 33"															6	12' 00"														
									Every 3rd 24 operates as a 24D 24A alternates trips with 167 PHARMACY NORTH 24D operates NB through the Highway 7 Industrial area before noon and SB after noon.																																					
Saturday	09-Sep-06	Saturday early morning									Saturday morning									Saturday afternoon									Saturday early evening									Saturday late evening								
24 Victoria Park Stn – Steeles	30.58	LF	6	15' 00"	84	6	21.8	LF	9	10' 00"	86	4	21.3	LF	12	7' 30"	90	0	20.4	LF	6	13' 20"	80	0	22.9	LF	6	12' 00"	70	2	26.2	521a	557a	124a	159a											
Sunday	05-Sep-10	Sunday early morning									Sunday morning									Sunday afternoon									Sunday early evening									Sunday late evening								
24 Victoria Park Stn – Steeles	30.58	LF	4	20' 00"	80	0	22.9	LF	7	12' 00"	80	4	22.9	LF	12	7' 00"	84	0	21.8	LF	4	20' 00"	80	0	22.9	LF	4	20' 00"	70	10	26.2	717a	757a	116a	153a											
324 VICTORIA PARK &	Bir	Service outside Toronto north of Steeles Avenue is provided under contract to York Region																																												
Overnight, 7 days a week	15-Feb-09	Monday-Friday overnight									Saturday overnight									Sunday overnight																										
324 Kingston – Steeles	35.41	LF	2.7	30' 00"	72	9	29.5	LF	2.7	30' 00"	72	9	29.5	LF	2.7	30' 00"	72	9	29.5																											
									Alternates trips with 322 COXWELL																																					
224 VICTORIA PARK NORTH &	Egl	Service outside Toronto north of Steeles Avenue is provided under contract to York Region																																												
Monday to Friday	10-May-10	Monday-Friday morning peak period									Monday-Friday midday									Monday-Friday afternoon peak period									Monday-Friday early evening																	
224C Don Mills Stn – 14th Avenue	22.80	LF	2	40' 00"	68	12	20.1							LF	2	40' 00"	68	12	20.1																											
224D Don Mills Stn – Elgin Mills	37.45	LF	6	20' 00"	115	5	19.5							LF	6	20' 00"	115	5	19.5																											
Combined/Average			8	13' 20"											8	13' 20"																														
									224D operates NB through the Highway 7 Industrial area and WB/NB on Hillmount.																																					
68 WARDEN &	Egl	Service outside Toronto north of Steeles Avenue is provided under contract to York Region																																												
Monday to Friday	20-Jun-11	Monday-Friday morning peak period									Monday-Friday midday									Monday-Friday afternoon peak period									Monday-Friday early evening									Monday-Friday late evening								
68 Warden Stn – Steeles	25.06	LF	18	4' 20"	75	3	20.0	LF	8	8' 45"	70	0	21.5	LF	12	6' 45"	81	0	18.6	LF	7	10' 00"	70	0	21.5	LF	3	22' 00"	62	4	24.2	448a	505a	140a	151a											
68B Warden Stn – Major Mackenzie	43.52	LF	2	17' 20"	113	0	23.1	LF	1	35' 00"	104	1	25.1	LF	2	20' 15"	119	3	21.9	LF	1	40' 00"	104	6	25.1							507a	557a	958p	1055p											
Combined/Average			20	4' 20"					9	8' 45"					14	6' 45"																														
									Every 4th 68 operates as a 68B																																					
Saturday	21-Feb-09	Saturday early morning									Saturday morning									Saturday afternoon									Saturday early evening									Saturday late evening								
68 Warden Stn – Steeles	25.06	LF	2	33' 00"	65	1	23.1	LF	5	13' 00"	65	0	23.1	LF	7	11' 00"	75	2	20.0	LF	1.5	44' 00"	66	0	22.8	LF	3	22' 00"	62	4	24.2	602a	546a	129a	200a											
68B Warden Stn – Major Mackenzie	43.52	LF	3	33' 00"	99	0	26.4	LF	1	39' 00"	104	0	25.1	LF	1	44' 00"	114	7	22.9	LF	2.5	44' 00"	101	9	25.9							515a	558a	948p	1047p											
Combined/Average			5	16' 30"					6	13' 00"					8	11' 00"																														
									Every 3rd 68 operates as a 68B																																					
Sunday	15-Feb-09	Sunday early morning									Sunday morning									Sunday afternoon									Sunday early evening									Sunday late evening								
68 Warden Stn – Steeles	25.06	LF	1.5	44' 00"	66	0	22.8	LF	6	12' 00"	72	0	20.9	LF	6	12' 00"	72	0	20.9	LF	1.5	44' 00"	66	0	22.8	LF	3	22' 00"	62	4	24.2	716a	751a	137a	207a											
68B Warden Stn – Major Mackenzie	43.52	LF	2.5	44' 00"	104	6	25.1	LF	1	36' 00"	108	0	24.2	LF	1	36' 00"	108	0	24.2	LF	2.5	44' 00"	104	6	25.1							829a	934a	948p	1045p											
Combined/Average			4	22' 00"					7	12' 00"					7	12' 00"																														
									Every 3rd 68 operates as a 68B																																					

Overnight service north of Sheppard Avenue provided by 324 VICTORIA PARK
Some early morning trips operate from Warden and Danforth



SERVICE SUMMARY

June 19 to September 3, 2011

Route	RT dist (km) and date of last change	Veh type	No. of Veh	Service interval	Run time (min)	Term time (min)	Avg spd (km/h)	Veh type	No. of Veh	Service interval	Run time (min)	Term time (min)	Avg spd (km/h)	Veh type	No. of Veh	Service interval	Run time (min)	Term time (min)	Avg spd (km/h)	Veh type	No. of Veh	Service interval	Run time (min)	Term time (min)	Avg spd (km/h)	Veh type	No. of Veh	Service interval	Run time (min)	Term time (min)	Avg spd (km/h)	First dep NB or WB	First dep SB or EB	Last dep NB or WB	Last dep SB or EB				
69 WARDEN SOUTH &		Bir																																					
Monday to Friday	20-Jun-11		Monday-Friday morning peak period				Monday-Friday midday				Monday-Friday afternoon peak period				Monday-Friday early evening				Monday-Friday late evening																				
69A Warden Stn – Kingston Rd SB via Warden	6.71	LF	2	13' 00"	25	1	16.1	LF	2	11' 00"	22	0	18.3	LF	2	13' 00"	26	0	15.5	LF	1.5	15' 00"	22	1	18.7	LF	1	20' 00"	20	0	20.1	559a	613a	140a	150a				
69B Warden Stn – Kingston Rd SB via Birchmount	6.71	LF	2	13' 00"	25	1	16.1	LF	2	11' 00"	22	0	18.3	LF	2	13' 00"	26	0	15.5	LF	1.5	15' 00"	23	0	17.9	LF	1	20' 00"	20	0	20.1	626a	621a	130a	140a				
Combined/Average			4	6' 30"				4	5' 30"				4	6' 30"					3	7' 30"					2	10' 00"													
Saturday	09-Jan-10		Saturday early morning				Saturday morning				Saturday afternoon				Saturday early evening				Saturday late evening																				
69A Warden Stn – Kingston Rd SB via Warden	6.71	LF	1	20' 00"	20	0	20.1	LF	1	20' 00"	20	0	20.1	LF	1	20' 00"	20	0	20.1	LF	1	20' 00"	20	0	20.1	LF	1	20' 00"	20	0	20.1	550a	618a	120a	150a				
69B Warden Stn – Kingston Rd SB via Birchmount	6.71	LF	1	20' 00"	20	0	20.1	LF	1	20' 00"	20	0	20.1	LF	1	20' 00"	20	0	20.1	LF	1	20' 00"	20	0	20.1	LF	1	20' 00"	20	0	20.1	610a	610a	130a	130a				
Combined/Average			2	10' 00"				2	10' 00"				2	10' 00"				2	10' 00"						2	10' 00"													
Sunday	03-Jan-10		Sunday morning				Sunday afternoon				Sunday early evening				Sunday late evening																								
69A Warden Stn – Kingston Rd SB via Warden	6.71	LF	1	20' 00"	20	0	20.1	LF	1	20' 00"	20	0	20.1	LF	1	20' 00"	20	0	20.1	LF	1	20' 00"	20	0	20.1	LF	1	20' 00"	20	0	20.1	900a	850a	140a	150a				
69B Warden Stn – Kingston Rd SB via Birchmount	6.71	LF	1	20' 00"	20	0	20.1	LF	1	20' 00"	20	0	20.1	LF	1	20' 00"	20	0	20.1	LF	1	20' 00"	20	0	20.1	LF	1	20' 00"	20	0	20.1	910a	900a	130a	140a				
Combined/Average			2	10' 00"				2	10' 00"				2	10' 00"				2	10' 00"					2	10' 00"														
55 WARREN PARK &		MtD																																					
Monday to Friday	04-Aug-09		Monday-Friday morning peak period				Monday-Friday midday				Monday-Friday afternoon peak period				Monday-Friday early evening				Monday-Friday late evening																				
55 Jane Stn – Warren Park	8.42	LF	1	30' 00"	27	3	18.7	LF	1	30' 00"	27	3	18.7	LF	1	30' 00"	27	3	18.7	LF	1	30' 00"	27	3	18.7	LF	1	30' 00"	27	3	18.7	546a	530a	116a	100a				
Saturday	08-Aug-09		Saturday early morning				Saturday midday				Saturday afternoon				Saturday early evening				Saturday late evening																				
55 Jane Stn – Warren Park	8.42	LF	1	30' 00"	27	3	18.7	LF	1	30' 00"	27	3	18.7	LF	1	30' 00"	27	3	18.7	LF	1	30' 00"	27	3	18.7	LF	1	30' 00"	27	3	18.7	546a	530a	116a	100a				
Sunday	02-Aug-09		Sunday midday				Sunday afternoon				Sunday early evening				Sunday late evening																								
55 Jane Stn – Warren Park	8.42	LF	1	30' 00"	27	3	18.7	LF	1	30' 00"	27	3	18.7	LF	1	30' 00"	27	3	18.7	LF	1	30' 00"	27	3	18.7	LF	1	30' 00"	27	3	18.7	846a	900a	116a	100a				
94 WELLESLEY &		MtD																																					
Monday to Friday	20-Jun-11		Monday-Friday morning peak period				Monday-Friday midday				Monday-Friday afternoon peak period				Monday-Friday early evening				Monday-Friday late evening																				
94 Castle Frank Stn – Ossington Stn	12.17	LF	4.5	16' 00"	60	12	12.2	LF	5	12' 00"	60	0	12.2	LF	3.5	20' 00"	68	2	10.7	LF	4	13' 00"	52	0	14.0	LF	3	15' 00"	45	0	16.2	520a	525a	1252a	115a				
94C Castle Frank Stn – Wellesley Stn	3.91	LF	1.5	16' 00"	24	0	9.8							LF	1.5	20' 00"	24	6	9.8																				
Combined/Average			6	8' 00"				5	12' 00"				5	10' 00"				4	13' 00"					3	15' 00"														
Saturday	29-Nov-08		Saturday early morning				Saturday morning				Saturday afternoon				Saturday early evening				Saturday late evening																				
94 Castle Frank Stn – Ossington Stn	12.17	LF	3	17' 00"	51	0	14.3	LF	5	12' 00"	60	0	12.2	LF	3	16' 40"	50	0	14.6	LF	3	16' 40"	50	0	14.6	LF	3	15' 00"	45	0	16.2	541a	550a	1237a	100a				
Sunday	08-May-11		Sunday morning				Sunday afternoon				Sunday early evening				Sunday late evening																								
94 Castle Frank Stn – Ossington Stn	12.17							LF	4	13' 30"	54	0	13.5	LF	4	13' 30"	54	0	13.5	LF	3	16' 40"	50	0	14.6														
94C Castle Frank Stn – Wellesley Stn	3.91													LF	1	16' 40"	15	1	15.4																				



TORONTO TRANSIT COMMISSION

SERVICE SUMMARY

June 19 to September 3, 2011

Route	RT dist (km) and date of last change	Veh type	No. of Veh	Service interval	Run time (min)	Term time (min)	Avg spd (km/h)	Veh type	No. of Veh	Service interval	Run time (min)	Term time (min)	Avg spd (km/h)	Veh type	No. of Veh	Service interval	Run time (min)	Term time (min)	Avg spd (km/h)	Veh type	No. of Veh	Service interval	Run time (min)	Term time (min)	Avg spd (km/h)	Veh type	No. of Veh	Service interval	Run time (min)	Term time (min)	Avg spd (km/h)	First dep NB or WB	First dep SB or EB	Last dep NB or WB	Last dep SB or EB	
98 WILLOWDALE-SENLAC &	Wtl																																			
Monday to Friday	24-Nov-08			Monday-Friday morning peak period				Monday-Friday midday						Monday-Friday afternoon peak period						Monday-Friday early evening							Monday-Friday late evening									
98 Steeles – Peckham via Sheppard-Yonge Stn	22.06	LF	2.5	30 ' 00 "	75	0	17.7	LF	2	30 ' 00 "	60	0	22.1	LF	2.5	30 ' 00 "	75	0	17.7	LF	2	30 ' 00 "	60	0	22.1	LF	2	30 ' 00 "	60	0	22.1	607a	534a	100a	100a	
98A Sheppard-Yonge Stn – Peckham via Senlac	10.90	LF	1.5	30 ' 00 "	39	6	16.8							LF	1.5	30 ' 00 "	39	6	16.8													540a	534a	911a	914a	
Combined/Average			4	15 ' 00 "				2	30 ' 00 "					4	15 ' 00 "					2	30 ' 00 "						2	30 ' 00 "				302p	308p	700p	638p	
Saturday	14-May-11			Saturday early morning				Saturday morning						Saturday afternoon						Saturday early evening						Saturday late evening										
98 Steeles – Peckham via Sheppard-Yonge Stn	22.06	LF	2	30 ' 00 "	60	0	22.1	LF	2	30 ' 00 "	60	0	22.1	LF	2	30 ' 00 "	60	0	22.1	LF	2	30 ' 00 "	60	0	22.1							600a	600a	1000p	1000p	
98A Sheppard-Yonge Stn – Peckham via Senlac	10.90																			LF	1	30 ' 00 "	30	0	21.8							1045p	1030p	115a	100a	
Sunday	08-May-11			Sunday morning				Sunday afternoon						Sunday early evening						Sunday late evening																
98 Steeles – Peckham via Sheppard-Yonge Stn	22.06							LF	2	30 ' 00 "	60	0	22.1	LF	2	30 ' 00 "	60	0	22.1	LF	2	30 ' 00 "	60	0	22.1							830a	830a	1000p	1000p	
98A Sheppard-Yonge Stn – Peckham via Senlac	10.90																			LF	1	30 ' 00 "	30	0	21.8							1045p	1030p	115a	100a	
Combined/Average																																				
Willowdale to Senlac is SB; Senlac to Willowdale is NB																																				
96 WILSON &	Arw			<i>96H and 96K branch designations are for internal purposes only</i>																																
Monday to Friday	20-Jun-11			Monday-Friday morning peak period				Monday-Friday midday					Monday-Friday afternoon peak period						Monday-Friday early evening						Monday-Friday late evening											
96 York Mills Stn – Humberline & Finch	40.18																																			
96A York Mills Stn – Carrier Dr via Kipling and John Garland	43.63	Lift	6.5	20 ' 00 "	121	9	21.7	Lift	8.5	15 ' 00 "	127	1	20.6	Lift	4.5	30 ' 00 "	128	7	20.5	Lift	4.5	24 ' 00 "	106	2	24.7	Lift	2.5	40 ' 00 "	100	0	26.2	524a	557a	100a	118a	
96B York Mills Stn – Humberline & Albion Rd	43.05	Lift	7	20 ' 00 "	130	10	19.9	Lift	8.5	15 ' 00 "	127	1	20.3	Lift	4.5	30 ' 00 "	134	1	19.3	Lift	4.5	24 ' 00 "	108	0	23.9	Lift	2.5	40 ' 00 "	100	0	25.8	542a	612a	120a	1250a	
96C York Mills Stn – Thistledown via Albion Rd	37.03	Lift	4.5	20 ' 00 "	89	1	25.0						Lift	4	24 ' 00 "	96	0	23.1														533a	600a	855a	937a	
96E Wilson Stn – Humber College Express	32.93	Lift	4	21 ' 00 "	84	0	23.5						Lift	4	21 ' 00 "	84	0	23.5													245p	305p	621p	645p		
96G York Mills Stn – Sheppard & Torbarrie	23.82	Lift	4	20 ' 00 "	75	5	19.1						Lift	3	30 ' 00 "	84	6	17.0													645a	601a	912a	910a		
96H Wilson Stn – Thistled. via Albion																														310p	312p	619p	642p			
96S to Wilson Stn	25.86							Lift	2	30 ' 00 "	60	0	25.9							Lift	2	30 ' 00 "	60	0	25.9						551a	631a	850a	911a		
96C To Thistledown via Albion																														310p	258p	640p	658p			
Combined/Average			26	4 ' 02 "				19	6 ' 00 "					20	5 ' 17 "					11	8 ' 34 "					5	20 ' 00 "					935a	1005a	235p	235p	
96G operates NB on Clayson and SB on Torbarrie.																																				
96G operates NB on Torbarrie and SB on Clayson.																																				
Saturday	14-May-11			Saturday early morning				Saturday morning					Saturday afternoon						Saturday early evening						Saturday late evening											
96A York Mills Stn – Carrier Dr via Kipling and John Garland	43.63	Lift	3.5	30 ' 00 "	100	5	26.2	Lift	4	30 ' 00 "	116	4	22.6													Lift	2.5	44 ' 00 "	105	5	24.9	525a	450a	1155a	1150a	
96B York Mills Stn – Humberline & Albion Rd	43.05	Lift	3.5	30 ' 00 "	102	3	25.3	Lift	4	30 ' 00 "	118	2	21.9	Lift	5.5	24 ' 00 "	118	14	21.9	Lift	5	24 ' 00 "	112	8	23.1	Lift	2.5	44 ' 00 "	105	5	24.6	1010p	1024p	106a	120a	
96D York Mills Stn – Carrier Dr & Westmore Dr	45.71													Lift	5.5	24 ' 00 "	124	8	22.1	Lift	5	24 ' 00 "	118	2	23.2						540a	534a	128a	1253a		
96H Wilson Stn – Thistled. via Albion																																				
96S to Wilson Stn	25.86	Lift	2	30 ' 00 "	60	0	25.9	Lift	2	30 ' 00 "	60	0	25.9	Lift	2	30 ' 00 "	60	0	25.9	Lift	2	30 ' 00 "	60	0	25.9						1219p	1213p	926p	943p		
96C To Thistledown via Albion																																540a	610a	940p	940p	
Combined/Average			9	10 ' 00 "				10	10 ' 00 "					13	8 ' 34 "					12	8 ' 34 "					5	22 ' 00 "									



TORONTO TRANSIT COMMISSION

SERVICE SUMMARY

June 19 to September 3, 2011

Route	RT dist (km) and date of last change	Veh type	No. of Veh	Service interval	Run time (min)	Term time (min)	Avg spd (km/h)	Veh type	No. of Veh	Service interval	Run time (min)	Term time (min)	Avg spd (km/h)	Veh type	No. of Veh	Service interval	Run time (min)	Term time (min)	Avg spd (km/h)	Veh type	No. of Veh	Service interval	Run time (min)	Term time (min)	Avg spd (km/h)	Veh type	No. of Veh	Service interval	Run time (min)	Term time (min)	Avg spd (km/h)	First dep NB or WB	First dep SB or EB	Last dep NB or WB	Last dep SB or EB		
97 YONGE & Monday to Friday	Wil 03-Jan-11			Monday-Friday morning peak period				Monday-Friday midday						Monday-Friday afternoon peak period						Monday-Friday early evening						Monday-Friday late evening											
97 Davisville Stn – Steeles	23.94													LF	2.5	30' 00"	75	0	19.2	LF	2.5	30' 00"	75	0	19.2		700p	609p	1200a	1208a							
97A Davisville Stn – York Mills Stn via Yonge Blvd	12.92	LF	2	30' 00"	48	12	16.2							LF	2	30' 00"	48	12	16.2	LF	1.5	30' 00"	40	5	19.4	LF	1.5	30' 00"	40	5	19.4			545a 315p	621a 244p	915a 1215a	851a 1240a
97B Queens Quay – Steeles	36.68	LF	5	30' 00"	150	0	14.7							LF	5	30' 00"	150	0	14.7																		
97C St Clair Stn – Steeles	26.02							LF	3	30' 00"	90	0	17.3																								
97D St Clair Stn – York Mills Stn via Yonge Blvd	15.21							LF	2	30' 00"	60	0	15.2																								
Combined/Average			7	15' 00"				5	15' 00"					7	15' 00"					4	15' 00"					4	15' 00"										
			97B operates via Yonge, Wellington, Bay, Queens Quay and Yonge						97B operates via Yonge, Queens Quay, Bay, Front and Yonge																												
Saturday	08-Jan-11			Saturday early morning				Saturday morning						Saturday afternoon						Saturday early evening						Saturday late evening											
97 Davisville Stn – Steeles	23.94	LF	2.5	30' 00"	75	0	19.2	LF	3	30' 00"	80	10	18.0	LF	3	30' 00"	80	10	18.0	LF	3	30' 00"	80	10	18.0	LF	2.5	30' 00"	75	0	19.2			545a	553a	1245a	1253a
97A Davisville Stn – York Mills Stn via Yonge Blvd	12.92	LF	1.5	30' 00"	41	4	18.9	LF	2	30' 00"	46	14	16.9	LF	2	30' 00"	46	14	16.9	LF	2	30' 00"	46	14	16.9	LF	1.5	30' 00"	40	5	19.4			600a	555a	106a	121a
Combined/Average			4	15' 00"				5	15' 00"					5	15' 00"					5	15' 00"					4	15' 00"										
Sunday	05-Sep-10			Sunday morning				Sunday morning						Sunday afternoon						Sunday early evening						Sunday late evening											
97 Davisville Stn – Steeles	23.94							LF	3	30' 00"	80	10	18.0	LF	3	30' 00"	80	10	18.0	LF	2.5	30' 00"	75	0	19.2	LF	2.5	30' 00"	75	0	19.2			900a	850a	1200a	1208a
97A Davisville Stn – York Mills Stn via Yonge Blvd	12.92							LF	2	30' 00"	46	14	16.9	LF	2	30' 00"	46	14	16.9	LF	1.5	30' 00"	36	9	21.5	LF	1.5	30' 00"	40	5	19.4			915a	922a	1215a	1245a
Combined/Average								5	15' 00"					5	15' 00"					4	15' 00"					4	15' 00"										
Overnight service provided by 320 YONGE																																					
1 YONGE-UNIVERSITY-SPADINA SUBWAY & Monday to Friday	WilSub/Egl/MtD/Wil 20-Jun-11	Temporary late evening closure for tunnel liner replacement, Sunday to Friday. Trains replaced by buses north of Eglinton Station after approximately 12:30 a.m.																																			
1 Finch Stn – Downsview Stn	60.45	6carHT	25	4' 42"	118	0	30.9	6carHT	29	4' 04"	118	0	30.7	6carHT	47	2' 31"	118	0	30.7	6carHT	27	4' 15"	115	0	31.6	6carHT	23	4' 52"	112	0	32.4			603a	540a	1141p	1215a
1 Finch Stn – St Clair West Stn	45.06	6carHT	19	4' 42"	89	0	30.3																														
Gap Trains		6carHT	2	Gap Trains										1 Gap Train																							
1 Eglinton Stn – Downsview Stn	43.46																			6carHT	18	4' 52"	88	0	29.8										118a	128a	
1 Eglinton Stn – Finch Stn replacement bus	22.49																			LF	18	3' 00"	54	0	25.0									1213a	1208a	210a	150a
Combined/Average			46	2' 21"				29	4' 04"					48	2' 31"					27	4' 15"																
Saturday	06-Sep-08			Saturday early morning				Saturday morning						Saturday afternoon						Saturday early evening						Saturday late evening											
1 Finch Stn – Downsview Stn	60.45	6carHT	23	4' 52"	112	0	32.4	6carHT	28	4' 03"	113	0	32.0	6carHT	28	4' 03"	113	0	32.0	6carHT	23	4' 52"	112	0	32.4	6carHT	23	4' 52"	112	0	32.4			600a	557a	118a	116a
Sunday	15-Feb-09			Sunday morning				Sunday morning						Sunday afternoon						Sunday early evening						Sunday late evening											
1 Finch Stn – Downsview Stn	60.45							6carHT	23	4' 52"	112	0	32.4	6carHT	23	4' 52"	112	0	32.4	6carHT	23	4' 52"	112	0	32.4	6carHT	23	4' 52"	112	0	32.4			900a	857a	1141p	1215a
1 Eglinton Stn – Downsview Stn	43.46																			6carHT	18	4' 52"	88	0	29.8									118a	128a		
1 Eglinton Stn – Finch Stn replacement bus	22.49																			LF	12	4' 30"	54	0	25.0								1213a	1208a	210a	150a	
Finch to Downsview is SB; Downsview to Finch is NB																																					



TORONTO TRANSIT COMMISSION

SERVICE SUMMARY

June 19 to September 3, 2011

Route	RT dist (km) and date of last change	Veh type	No. of Veh	Service interval	Run time (min)	Term time (min)	Avg spd (km/h)	Veh type	No. of Veh	Service interval	Run time (min)	Term time (min)	Avg spd (km/h)	Veh type	No. of Veh	Service interval	Run time (min)	Term time (min)	Avg spd (km/h)	Veh type	No. of Veh	Service interval	Run time (min)	Term time (min)	Avg spd (km/h)	Veh type	No. of Veh	Service interval	Run time (min)	Term time (min)	Avg spd (km/h)	First dep NB or WB	First dep SB or EB	Last dep NB or WB	Last dep SB or EB		
320 YONGE ♿	Egl/MtD /Wil																																				
Overnight, Monday to Friday	07-Sep-10			Monday-Friday overnight 130a-330a				Monday-Friday overnight 330a-600a																													
320 Queens Quay – Steeles	35.97	LF	13	7'00"	91	0	23.7	LF	6	15'00"	90	0	24.0																								
320A Queens Quay – York Mills Stn	23.77	LF	9	7'00"	63	0	22.6																														
			22	3'30"					6	15'00"																											
								Additional service operates 500a to 600a																													
Overnight, Saturday	11-Sep-10			Saturday overnight 130a-330a				Saturday overnight 330a-600a																													
320 Queens Quay – Steeles	35.97	LF	10.5	8'40"	91	0	23.7	LF	6	15'00"	90	0	24.0																								
320A Queens Quay – York Mills Stn	23.99	LF	7.5	8'40"	64	1	22.5																														
			18	4'20"					6	15'00"																											
								Additional service operates 500a to 600a																													
Overnight, Sunday	05-Sep-10			Sunday overnight 130a-330a				Sunday overnight 330a-600a						Sunday morning 600a-900a																							
320 Queens Quay – Steeles	35.97	LF	6	15'00"	90	0	24.0	LF	6	15'00"	90	0	24.0	LF	1	12'00"	91	0	23.7																		
320A Queens Quay – York Mills Stn	23.99													LF	16	4'00"	64	0	22.5																		
			6	15'00"					6	15'00"																											
								Every 3rd bus operates as a 320 to Steeles																													
95 YORK MILLS ♿	Mal/Wil																																				
Monday to Friday	20-Jun-11			Monday-Friday morning peak period				Monday-Friday midday					Monday-Friday afternoon peak period					Monday-Friday early evening								Monday-Friday late evening											
95 York Mills Stn – Kingston Rd	42.82	LF	17	8'00"	130	6	19.8	LF	8	15'00"	116	4	22.2	LF	11	11'00"	120	1	21.4	LF	7.5	14'36"	108	2	23.8	LF	7	14'00"	94	4	27.3	500a	550a	152a	151a		
95A York Mills Stn – Victoria Pk	15.96	LF	7	8'00"	54	2	17.7						LF	6	11'00"	53	13	18.1																			
95B York Mills Stn – U of T Scarborough	37.64							LF	7	15'00"	103	2	21.9					LF	6.5	15'00"	95	3	23.8														
95E York Mills Stn – U of T Scarborough Express	37.64	LF	12	9'00"	104	4	21.7						LF	10	11'00"	100	10	22.6																			
Combined/Average			36	2'46"					15	7'30"				27	3'40"				14	7'24"						7	14'00"										
Saturday	11-Sep-10			Saturday early morning				Saturday morning					Saturday afternoon					Saturday early evening							Saturday late evening												
95 York Mills Stn – Kingston Rd	42.82	LF	12	9'00"	108	0	23.8	LF	12	9'00"	108	0	23.8	LF	15	7'20"	108	2	23.8	LF	8	12'30"	100	0	25.7	LF	6	15'00"	90	0	28.5	609a	600a	130a	1245a		
Sunday	05-Sep-10			Sunday early morning				Sunday morning					Sunday afternoon					Sunday early evening							Sunday late evening												
95 York Mills Stn – Kingston Rd	42.82	LF	10	11'00"	105	5	24.5	LF	10	11'00"	105	5	24.5	LF	11	10'00"	105	5	24.5	LF	6	17'30"	101	4	25.4	LF	5	18'00"	90	0	28.5	736a	830a	122a	1250a		
321 YORK MILLS ♿	Mal																																				
Overnight, 7 days a week	02-Aug-09			Monday-Friday overnight				Saturday overnight					Sunday overnight																								
321 York Mills Stn – Finch via Neilson	48.28	LF	3	30'00"	90	0	32.2	LF	3	30'00"	90	0	32.2	LF	3	30'00"	90	0	32.2																		
106 YORK UNIVERSITY ♿	Wil																																				
Monday to Friday	20-Jun-11			Monday-Friday morning peak period				Monday-Friday midday					Monday-Friday afternoon peak period					Monday-Friday early evening							Monday-Friday late evening												
106 Downsview Stn – York University	18.07	LF	6	10'00"	57	3	19.0	LF	5	12'00"	53	7	20.5	LF	5	12'00"	57	3	19.0	LF	3	18'00"	53	1	20.5	LF	3	18'00"	50	4	21.7	601a	545a	245a	215a		
Saturday	08-Jan-11			Saturday early morning				Saturday morning					Saturday afternoon					Saturday early evening						Saturday late evening													
106 Downsview Stn – York University	18.07	LF	4	15'00"	51	9	21.3	LF	4	15'00"	51	9	21.3	LF	5	12'00"	53	7	20.5	LF	3	15'00"	45	0	24.1	LF	3	15'00"	45	0	24.1	600a	600a	245a	215a		
Sunday	02-Jan-11							Sunday morning					Sunday afternoon					Sunday early evening						Sunday late evening													
106 Downsview Stn – York University	18.07							LF	4	15'00"	50	10	21.7	LF	5	12'00"	50	10	21.7	LF	3	15'00"	45	0	24.1	LF	3	15'00"	45	0	24.1	915a	845a	145a	1245a		



TORONTO TRANSIT COMMISSION

SERVICE SUMMARY

June 19 to September 3, 2011

Route	RT dist (km) and date of last change	Veh type	No. of Veh	Service interval	Run time (min)	Term time (min)	Avg spd (km/h)	Veh type	No. of Veh	Service interval	Run time (min)	Term time (min)	Avg spd (km/h)	Veh type	No. of Veh	Service interval	Run time (min)	Term time (min)	Avg spd (km/h)	Veh type	No. of Veh	Service interval	Run time (min)	Term time (min)	Avg spd (km/h)	Veh type	No. of Veh	Service interval	Run time (min)	Term time (min)	Avg spd (km/h)	First dep NB or WB	First dep SB or EB	Last dep NB or WB	Last dep SB or EB		
196 YORK UNIVERSITY ROCKET & Monday to Friday	Wii 20-Jun-11			Monday-Friday morning peak period				Monday-Friday midday					Monday-Friday afternoon peak period						Monday-Friday early evening						Monday-Friday late evening												
196A Downsview Stn – York University Express via Sentinel	13.97	LF	4	9 ' 00 "	34	2	24.7	LF	3	11 ' 00 "	32	1	26.2	LF	4	10 ' 00 "	32	8	26.2	LF	2.5	15 ' 00 "	32	6	26.2	LF	3	11 ' 00 "	32	1	26.2	635a	634a	103a	121a		
196B Sheppard-Yonge Stn – York University, Express via Downsview Stn and Sentinel	23.49	LF	7	9 ' 00 "	56	7	25.2	LF	5	11 ' 00 "	54	1	26.1	LF	6	10 ' 00 "	54	6	26.1	LF	3.5	15 ' 00 "	52	1	27.1							700a	628a	1030p	1047p		
Combined/Average			11	4 ' 30 "				8	5 ' 30 "				10	5 ' 00 "					6	7 ' 30 "					3	11 ' 00 "											
Buses operate Southbound on Sentinel before Noon, and Northbound on Sentinel after noon Monday to Friday.																																					
Saturday	08-Jan-11			Saturday early morning				Saturday morning					Saturday afternoon						Saturday early evening						Saturday late evening												
196A Downsview Stn – York University Express	13.32	LF	2	15 ' 00 "	30	0	26.6	LF	2	15 ' 00 "	30	0	26.6	LF	3	12 ' 00 "	32	4	25.0	LF	2	15 ' 00 "	30	0	26.6	LF	2	15 ' 00 "	30	0	26.6	645a	700a	215a	230a		
Sunday	02-Jan-11			Sunday morning				Sunday afternoon					Sunday early evening						Sunday late evening																		
196A Downsview Stn – York University Express	13.32							LF	2	15 ' 00 "	30	0	26.6	LF	2	15 ' 00 "	30	0	26.6	LF	2	15 ' 00 "	30	0	26.6	LF	2	15 ' 00 "	30	0	26.6	900a	845a	100a	115a		



SERVICE SUMMARY

June 19 to July 30, 2011

TORONTO TRANSIT COMMISSION

Summary of vehicles and trains in service

	MONDAY-FRIDAY						SATURDAY						SUNDAY					
	Morning	Midday	After-noon	Early Evening	Late Evening	Over-night	Early Morning	Morning	After-noon	Early Evening	Late Evening	Over-night	Early Morning	Morning	After-noon	Early Evening	Late Evening	Over-night
BUSES																		
Arrow Road Garage																		
12m non-accessible buses	3	3	3	3	2	0	1	3	3	3	2	0	2	2	2	2	2	0
12m lift-equipped buses	46	37	47	25	15	0	17	24	25	23	12	0	12	19	19	14	8	0
12m low-floor buses	163	105	158	89	56	9	63	102	108	93	51	9	43	78	81	66	41	9
Total, Arrow Road Garage	212	145	208	117	73	9	81	129	136	119	65	9	57	99	102	82	51	9
Birchmount Garage																		
12m low-floor buses	146	94	142	85	53	6	67	83	84	61	41	6	53	75	76	50	38	4
Total, Birchmount Garage	154	98	149	85	53	6	67	83	84	61	41	6	53	75	76	50	38	4
Eglinton Garage																		
12m non-accessible buses	7	3	9	0	0	0	0	0	0	0	0	0	0	0	0	0	0	0
12m low-floor buses	220	126	199	122	64	6	76	119	119	82	47	8	64	92	92	63	46	7
Total, Eglinton Garage	227	129	208	122	64	6	76	119	119	82	47	8	64	92	92	63	46	7
Malvern Garage																		
12m lift-equipped buses	112	56	107	53	33	1	26	50	50	34	18	1	27	41	41	25	21	1
12m low-floor buses	106	70	97	73	45	4	54	75	76	56	34	4	39	58	58	50	28	4
Total, Malvern Garage	218	126	204	126	78	5	80	125	126	90	52	5	66	99	99	75	49	5
Mount Dennis Garage																		
12m non-accessible buses	40	22	32	19	13	2	0	0	0	0	0	0	0	0	0	0	0	0
12m low-floor buses	182	118	171	101	65	4	95	148	148	99	62	5	75	114	114	80	49	5
Total, Mount Dennis	222	140	203	120	78	6	95	148	148	99	62	5	75	114	114	80	49	5
Queensway Garage																		
12m non-accessible buses	10	8	11	6	5	0	6	7	7	5	5	0	4	7	7	6	4	0
12m low-floor buses	103	74	105	58	41	3	46	61	67	49	33	3	33	49	51	42	29	3
Total, Queensway Garage	113	82	116	64	46	3	52	68	74	54	38	3	37	56	58	48	33	3
Wilson Garage																		
12m lift-equipped buses	46	30	45	26	19	0	24	34	37	24	11	0	11	29	29	11	8	0
12m low-floor buses	162	105	154	84	52	5	66	79	79	58	45	4	61	75	75	55	35	7
Total, Wilson Garage	208	135	199	110	71	5	90	113	116	82	56	4	72	104	104	66	43	7
Total, BUSES																		
12m non-accessible buses	68	40	62	28	20	2	7	10	10	8	7	0	6	9	9	8	6	0
12m lift-equipped buses	204	123	199	104	67	1	67	108	112	81	41	1	50	89	89	50	37	1
12m low-floor buses	1082	692	1026	612	376	37	467	667	681	498	313	39	368	541	547	406	266	39
Total, all buses	1354	855	1287	744	463	40	541	785	803	587	361	40	424	639	645	464	309	40

Notes:

SERVICE OUTSIDE TORONTO

Service is operated outside Toronto on the following routes:

160 BATHURST NORTH, 17 BIRCHMOUNT, 105 DUFFERIN NORTH, 37 ISLINGTON, 35 JANE, 107 KEELE NORTH, 58 MALTON, 102 MARKHAM RD, 129 McCOWAN NORTH, 24 VICTORIA PARK, 224 VICTORIA PARK NORTH, 68 WARDEN and 165 WESTON RD NORTH.

Vehicle numbers include vehicles required for City and/or TTC construction.

	MONDAY-FRIDAY						SATURDAY						SUNDAY					
	Morning	Midday	After-noon	Early Evening	Late Evening	Over-night	Early Morning	Morning	After-noon	Early Evening	Late Evening	Over-night	Early Morning	Morning	After-noon	Early Evening	Late Evening	Over-night
STREETCARS																		
Roncesvalles Carhouse																		
CLRVs	61	45	61	44	28	2	30	48	48	28	24	2	25	38	38	25	19	2
ALRVs	25	18	18	17	14	2	12	22	22	17	13	2	8	17	17	13	8	2
Total, Roncesvalles	86	63	79	61	42	4	42	70	70	45	37	4	33	55	55	38	27	4
Russell Carhouse																		
CLRVs	84	81	87	67	35	2	44	73	73	56	38	2	32	58	58	44	29	2
ALRVs	13	13	13	13	9	1	9	18	18	14	9	1	13	19	19	18	15	1
Total, Russell Carhouse	97	94	100	80	44	3	53	91	91	70	47	3	45	77	77	62	44	3
Total, STREETCARS																		
CLRVs	145	126	148	111	63	4	74	121	121	84	62	4	57	96	96	69	48	4
ALRVs	38	31	31	30	23	3	21	40	40	31	22	3	21	36	36	31	23	3
Total, all streetcars	183	157	179	141	86	7	95	161	161	115	84	7	78	132	132	100	71	7
SUBWAY																		
Wilson Carhouse																		
4-car subway trains	4	4	4	4	4	0	4	4	4	4	4	0	0	4	4	4	4	0
6-car subway trains	46	29	48	27	23	0	23	28	28	23	23	0	0	23	23	23	23	0
Greenwood Carhouse																		
6-car subway trains	36	24	35	24	20	0	20	20	21	20	20	0	0	20	20	20	20	0
Total, SUBWAY TRAINS																		
4-car subway trains	4	4	4	4	4	0	4	4	4	4	4	0	0	4	4	4	4	0
6-car subway trains	82	53	83	51	43	0	43	48	49	43	43	0	0	43	43	43	43	0
Total, all subway trains	86	57	87	55	47	0	47	52	53	47	47	0	0	47	47	47	47	0
McCowan Carhouse																		
4-car RT trains	6	4	6	4	4	0	4	4	4	4	4	0	0	4	4	4	4	0

ARTICULATED STREETCARS (ALRVs)

Monday to Friday ALRVs are used on 501 QUEEN, some morning peak-period runs on 504 KING

On Saturdays ALRVs are used on 501 QUEEN

On Sundays ALRVs are used on 501 QUEEN and, from May to August, on 511 BATHURST.



Summary of vehicles and trains in service

	MONDAY-FRIDAY						SATURDAY						SUNDAY					
	Morning	Midday	After-noon	Early Evening	Late Evening	Over-night	Early Morning	Morning	After-noon	Early Evening	Late Evening	Over-night	Early Morning	Morning	After-noon	Early Evening	Late Evening	Over-night
BUSES																		
Arrow Road Garage																		
12m non-accessible buses	3	3	3	3	2	0	1	3	3	3	2	0	2	2	2	2	2	0
12m lift-equipped buses	46	37	47	25	15	0	17	24	25	23	12	0	12	19	19	14	8	0
12m low-floor buses	163	105	158	89	56	9	63	99	101	86	47	9	43	78	81	66	41	9
Total, Arrow Road Garage	212	145	208	117	73	9	81	126	129	112	61	9	57	99	102	82	51	9
Birchmount Garage																		
12m low-floor buses	146	94	142	85	53	6	67	83	84	61	41	6	53	75	76	50	38	4
Total, Birchmount Garage	154	98	149	85	53	6	67	83	84	61	41	6	53	75	76	50	38	4
Eglinton Garage																		
12m non-accessible buses	7	3	9	0	0	0	0	0	0	0	0	0	0	0	0	0	0	0
12m low-floor buses	220	126	199	122	64	6	76	119	119	82	47	8	64	92	92	63	46	7
Total, Eglinton Garage	227	129	208	122	64	6	76	119	119	82	47	8	64	92	92	63	46	7
Malvern Garage																		
12m lift-equipped buses	112	56	107	53	33	1	26	50	50	34	18	1	27	41	41	25	21	1
12m low-floor buses	106	70	97	73	45	4	54	75	76	56	34	4	39	58	58	50	28	4
Total, Malvern Garage	218	126	204	126	78	5	80	125	126	90	52	5	66	99	99	75	49	5
Mount Dennis Garage																		
12m non-accessible buses	40	22	32	19	13	2	0	0	0	0	0	0	0	0	0	0	0	0
12m low-floor buses	180	118	170	101	65	4	95	148	148	99	62	5	75	114	114	80	49	5
Total, Mount Dennis	220	140	202	120	78	6	95	148	148	99	62	5	75	114	114	80	49	5
Queensway Garage																		
12m non-accessible buses	3	3	3	2	2	0	3	3	3	2	2	0	2	3	3	3	2	0
12m low-floor buses	102	73	104	58	41	3	46	61	67	49	33	3	33	49	51	42	29	3
Total, Queensway Garage	105	76	107	60	43	3	49	64	70	51	35	3	35	52	54	45	31	3
Wilson Garage																		
12m non-accessible buses	0	0	0	0	3	0	3	5	6	4	3	0	2	3	5	3	3	0
12m lift-equipped buses	46	30	45	26	19	0	24	34	37	24	11	0	11	29	29	11	8	0
12m low-floor buses	162	105	154	84	52	5	66	79	79	58	45	4	61	75	75	55	35	7
Total, Wilson Garage	208	135	199	110	74	5	93	118	122	86	59	4	74	107	109	69	46	7
Total, BUSES																		
12m non-accessible buses	61	35	54	24	20	2	7	11	12	9	7	0	6	8	10	8	7	0
12m lift-equipped buses	204	123	199	104	67	1	67	108	112	81	41	1	50	89	89	50	37	1
12m low-floor buses	1079	691	1024	612	376	37	467	664	674	491	309	39	368	541	547	406	266	39
Total, all buses	1344	849	1277	740	463	40	541	783	798	581	357	40	424	638	646	464	310	40

Notes:

SERVICE OUTSIDE TORONTO

Service is operated outside Toronto on the following routes:

160 BATHURST NORTH, 17 BIRCHMOUNT, 105 DUFFERIN NORTH, 37 ISLINGTON, 35 JANE, 107 KEELE NORTH, 58 MALTON, 102 MARKHAM RD, 129 MCCOWAN NORTH, 24 VICTORIA PARK, 224 VICTORIA PARK NORTH, 68 WARDEN and 165 WESTON RD NORTH.

Vehicle numbers include vehicles required for City and/or TTC construction.

	MONDAY-FRIDAY						SATURDAY						SUNDAY					
	Morning	Midday	After-noon	Early Evening	Late Evening	Over-night	Early Morning	Morning	After-noon	Early Evening	Late Evening	Over-night	Early Morning	Morning	After-noon	Early Evening	Late Evening	Over-night
STREETCARS																		
Roncesvalles Carhouse																		
CLRVs	63	46	62	44	28	2	27	45	44	27	-1	2	25	37	36	24	19	2
ALRVs	25	18	18	17	14	2	12	22	22	17	13	2	8	17	17	13	8	2
Total, Roncesvalles	88	64	80	61	42	4	39	67	66	44	12	4	33	54	53	37	27	4
Russell Carhouse																		
CLRVs	85	82	88	69	35	2	45	74	74	57	39	2	33	59	59	44	29	2
ALRVs	13	13	13	13	9	1	9	18	18	14	9	1	13	19	19	18	15	1
Total, Russell Carhouse	98	95	101	82	44	3	54	92	92	71	48	3	46	78	78	62	44	3
Total, STREETCARS																		
CLRVs	148	128	150	113	63	4	72	119	118	84	38	4	58	96	95	68	48	4
ALRVs	38	31	31	30	23	3	21	40	40	31	22	3	21	36	36	31	23	3
Total, all streetcars	186	159	181	143	86	7	93	159	158	115	60	7	79	132	131	99	71	7
SUBWAY																		
Wilson Carhouse																		
4-car subway trains	4	4	4	4	4	0	4	4	4	4	4	0	0	4	4	4	4	0
6-car subway trains	46	29	48	27	23	0	23	28	28	23	23	0	0	23	23	23	23	0
Greenwood Carhouse																		
6-car subway trains	36	24	35	24	20	0	20	20	21	20	20	0	0	20	20	20	20	0
Total, SUBWAY TRAINS																		
4-car subway trains	4	4	4	4	4	0	4	4	4	4	4	0	0	4	4	4	4	0
6-car subway trains	82	53	83	51	43	0	43	48	49	43	43	0	0	43	43	43	43	0
Total, all subway trains	86	57	87	55	47	0	47	52	53	47	47	0	0	47	47	47	47	0
McCowan Carhouse																		
4-car RT trains	6	4	6	4	4	0	4	4	4	4	4	0	0	4	4	4	4	0

ARTICULATED STREETCARS (ALRVs)

Monday to Friday ALRVs are used on 501 QUEEN, some morning peak-period runs on 504 KING

On Saturdays ALRVs are used on 501 QUEEN

On Sundays ALRVs are used on 501 QUEEN and, from May to August, on 511 BATHURST.

Alphabetical list of routes, with route direction and operating division

BUSES

192 Airport Rocket	NS	Qsy
117 Alness	NS	Wil
99 Arrow Rd	NS	Arw
5 Avenue Rd	NS	Wil
61 Avenue Rd North	NS	Wil
7 Bathurst	NS	Wil
160 Bathurst North	NS	Wil
310 Bathurst	NS	Wil
6 Bay	NS	MtD
11 Bayview	NS	Wil
9 Bellamy	NS	Bir
17 Birchmount	NS	Egl
49 Bloor West	EW	Qsy
300 Bloor-Danforth	EW	B/E/MtD/Q
21 Brimley	NS	Mal
8 Broadview	NS	Bir
50 Burnhamthorpe	EW	Qsy
120 Calvington	EW	Arw
126 Christie	NS	MtD
20 Cliffside	EW	Bir
87 Cosburn	EW	Bir
22 Coxwell	NS	Bir
322 Coxwell	NS	Bir
42 Cummer	EW	Wil
113 Danforth	EW	Bir
302 Danforth Rd-McCowan	NS	Bir
127 Davenport	EW	MtD
28 Davisville	EW	Wil
23 Dawes	NS	Bir
25 Don Mills	NS	Egl
303 Don Mills	NS	Egl
108 Downsview	EW	Arw
101 Downsview Park	EW	Arw
142 Downtown/Avenue Rd Express	NS	Wil
143 Downtown/Beach Express	EW	Bir
144 Downtown/Don Valley Express	NS	Egl
145 Downtown/Humber Bay Express	NS	Qsy
141 Downtown/Mt Pleasant Express	NS	MtD
125 Drewry	EW	Wil
29 Dufferin	NS	Wil
329 Dufferin	NS	MtD/Wil
105 Dufferin North	NS	Wil
26 Dupont	EW	MtD
111 East Mall	NS	Qsy
404 East York Community Bus	EW	W-T
34 Eglinton East	EW	Egl
305 Eglinton East	EW	Egl
32 Eglinton West	EW	MtD
307 Eglinton West	EW	MtD
405 Etobicoke Community Bus	EW	W-T
15 Evans	EW	Qsy
193 Exhibition Rocket	NS	Wil

104 Faywood	NS	Wil
39 Finch East	EW	Mal
308 Finch East	EW	Arw/Mal
36 Finch West	EW	Arw
309 Finch West	EW	Arw/Mal
139 Finch-Don Mills	EW	Mal
199 Finch Rocket	EW	Mal
100 Flemingdon Park	NS	Egl
33 Forest Hill	NS	Wil
135 Gerrard	EW	Bir
14 Glencairn	EW	Wil
122 Graydon Hall	EW	Wil
31 Greenwood	NS	Bir
38 Highland Creek	EW	Mal
191 Highway 27 Rocket	NS	Arw
169 Huntingwood	EW	Egl
37 Islington	NS	Arw
311 Islington	NS	Arw
110 Islington South	NS	Qsy
35 Jane	NS	Arw
313 Jane	NS	Arw
83 Jones	NS	Bir
40 Junction	EW	MtD
41 Keele	NS	MtD
107 Keele North	NS	Wil
43 Kennedy	NS	Egl
12 Kingston Rd	EW	Bir
45 Kipling	NS	Qsy
44 Kipling South	NS	Qsy
30 Lambton	EW	Qsy
47 Lansdowne	NS	MtD
54 Lawrence East	EW	Egl
354 Lawrence East	EW	Egl
400 Lawrence Manor Community Bus	EW	W-T
52 Lawrence West	EW	MtD
352 Lawrence West	EW	MtD
162 Lawrence-Donway	EW	Wil
56 Leaside	NS	Wil
51 Leslie	NS	Wil
64 Main	NS	Bir
58 Malton	EW	MtD
59 Maple Leaf	EW	MtD
102 Markham Rd	NS	Bir
46 Martin Grove	NS	Arw
16 McCowan	NS	Bir
129 McCowan North	NS	Mal
130 Middlefield	NS	Mal
57 Midland	NS	Bir
132 Milner	EW	Mal
116 Morningside	EW	Egl
62 Mortimer	EW	Bir
171 Mt Dennis	NS	MtD

74 Mt Pleasant	NS	Wil
103 Mt Pleasant North	NS	Wil
133 Neilson	NS	Mal
131 Nugget	EW	Mal
70 O'Connor	EW	Egl
63 Ossington	NS	MtD
316 Ossington	NS	MtD/Wil
72 Pape	NS	Bir
402 Parkdale Community Bus	NS	W-T
65 Parliament	NS	Bir
67 Pharmacy	NS	Egl
167 Pharmacy North	NS	Bir
66 Prince Edward	NS	Qsy
134 Progress	NS	Mal
80 Queensway	EW	Qsy
109 Ranee	NS	Wil
48 Rathburn	EW	Qsy
161 Rogers Rd	EW	MtD
82 Rosedale	EW	Wil
73 Royal York	NS	Qsy
76 Royal York South	NS	Qsy
71 Runnymede	NS	MtD
86 Scarborough	EW	Egl
190 Scarborough Centre Rocket	EW	Mal
79 Scarlett Rd	NS	MtD
85 Sheppard East	EW	Mal
385 Sheppard East	EW	Mal
84 Sheppard West	EW	Arw
75 Sherbourne	NS	Wil
123 Shorncliffe	NS	Qsy
115 Silver Hills	EW	Wil
403 South Don Mills Community Bus	NS	W-T
88 South Leaside	EW	Wil
78 St Andrews	EW	Wil
312 St Clair	EW	Arw
53 Steeles East	EW	Mal
353 Steeles East	EW	Mal
60 Steeles West	EW	Arw
124 Sunnybrook	EW	Wil
77 Swansea	NS	MtD
168 Symington	NS	MtD
81 Thorncliffe Park	NS	Bir
407 Toronto Rehab Centre Comm Link	EW	W-T
10 Van Horne	EW	Wil
406 Variety Village Community Link	EW	W-T
90 Vaughan	NS	MtD
24 Victoria Park	NS	Bir
324 Victoria Park	NS	Bir
224 Victoria Park North	NS	Egl
68 Warden	NS	Egl
69 Warden South	NS	Bir
55 Warren Park	NS	MtD

94 Wellesley	EW	MtD
112 West Mall	NS	Qsy
89 Weston	NS	MtD
165 Weston Rd North	EW	Arw
98 Willowdale-Senlac	EW	Wil
96 Wilson	EW	Arw
319 Wilson	EW	Arw
91 Woodbine	NS	Bir
92 Woodbine South	NS	Bir
97 Yonge	NS	Wil
320 Yonge	NS	Egl/Wil/MtD
95 York Mills	EW	Mal/Wil
321 York Mills	EW	Mal
106 York University	NS	Wil
196 York University Rocket	NS	Wil

STREETCARS

511 Bathurst	NS	Ron
506 Carlton	EW	Ron/Rus
306 Carlton	EW	Ron/Rus
502 Downtowner	EW	Rus
505 Dundas	EW	Ron/Rus
509 Harbourfront	EW	Ron
504 King	EW	Ron/Rus
503 Kingston Rd	EW	Rus
508 Lake Shore	EW	Ron
501 Queen	EW	Ron/Rus
301 Queen	EW	Ron/Rus
510 Spadina	NS	Rus
512 St Clair	EW	Ron

RAPID TRANSIT

1 Yonge-University-Spadina Subway	NS	WilSub
2 Bloor-Danforth Subway	EW	DanSub
3 Scarborough RT	NS	DanSub
4 Sheppard Subway	EW	WilSub

- ☞ — Transit-priority traffic signals on route
- ♿ — Accessible service using lift-equipped buses
- ♿ — Accessible service using low-floor buses
- 🚲 — Bike rack service
- ⚠ — Seasonal, special-event, or temporary construction service

166 of 171 bus routes are accessible
 159 of 171 bus routes are bike rack equipped

Numerical list of routes, with route direction and operating division

BUSES

5 Avenue Rd	NS	Wil
6 Bay	NS	MtD
7 Bathurst	NS	Wil
8 Broadview	NS	Bir
9 Bellamy	NS	Bir
10 Van Horne	EW	Wil
11 Bayview	NS	Wil
12 Kingston Rd	EW	Bir
14 Glencairn	EW	Wil
15 Evans	EW	Qsy
16 McCowan	NS	Bir
17 Birchmount	NS	Egl
20 Cliffside	EW	Bir
21 Brimley	NS	Mal
22 Coxwell	NS	Bir
23 Dawes	NS	Bir
24 Victoria Park	NS	Bir
25 Don Mills	NS	Egl
26 Dupont	EW	MtD
28 Davisville	EW	Wil
29 Dufferin	NS	Wil
30 Lambton	EW	Qsy
31 Greenwood	NS	Bir
32 Eglinton West	EW	MtD
33 Forest Hill	NS	Wil
34 Eglinton East	EW	Egl
35 Jane	NS	Arw
36 Finch West	EW	Arw
37 Islington	NS	Arw
38 Highland Creek	EW	Mal
39 Finch East	EW	Mal
40 Junction	EW	MtD
41 Keele	NS	MtD
42 Cummer	EW	Wil
43 Kennedy	NS	Egl
44 Kipling South	NS	Qsy
45 Kipling	NS	Qsy
46 Martin Grove	NS	Arw
47 Lansdowne	NS	MtD
48 Rathburn	EW	Qsy
49 Bloor West	EW	Qsy
50 Burnhamthorpe	EW	Qsy
51 Leslie	NS	Wil
52 Lawrence West	EW	MtD
53 Steeles East	EW	Mal
54 Lawrence East	EW	Egl
55 Warren Park	NS	MtD
56 Leaside	NS	Wil
57 Midland	NS	Bir
58 Malton	EW	MtD
59 Maple Leaf	EW	MtD

60 Steeles West	EW	Arw
61 Avenue Rd North	NS	Wil
62 Mortimer	EW	Bir
63 Ossington	NS	MtD
64 Main	NS	Bir
65 Parliament	NS	Bir
66 Prince Edward	NS	Qsy
67 Pharmacy	NS	Egl
68 Warden	NS	Egl
69 Warden South	NS	Bir
70 O'Connor	EW	Egl
71 Runnymede	NS	MtD
72 Pape	NS	Bir
73 Royal York	NS	Qsy
74 Mt Pleasant	NS	Wil
75 Sherbourne	NS	Wil
76 Royal York South	NS	Qsy
77 Swansea	NS	MtD
78 St Andrews	EW	Wil
79 Scarlett Rd	NS	MtD
80 Queensway	EW	Qsy
81 Thorncliffe Park	NS	Bir
82 Rosedale	EW	Wil
83 Jones	NS	Bir
84 Sheppard West	EW	Arw
85 Sheppard East	EW	Mal
86 Scarborough	EW	Egl
87 Cosburn	EW	Bir
88 South Leaside	EW	Wil
89 Weston	NS	MtD
90 Vaughan	NS	MtD
91 Woodbine	NS	Bir
92 Woodbine South	NS	Bir
94 Wellesley	EW	MtD
95 York Mills	EW	Mal/Wil
96 Wilson	EW	Arw
97 Yonge	NS	Wil
98 Willowdale-Senlac	EW	Wil
99 Arrow Rd	NS	Arw
100 Flemingdon Park	NS	Egl
101 Downsview Park	EW	Arw
102 Markham Rd	NS	Bir
103 Mt Pleasant North	NS	Wil
104 Faywood	NS	Wil
105 Dufferin North	NS	Wil
106 York University	NS	Wil
107 Keele North	NS	Wil
108 Downsview	EW	Arw
109 Ranees	NS	Wil
110 Islington South	NS	Qsy
111 East Mall	NS	Qsy
112 West Mall	NS	Qsy

113 Danforth	EW	Bir
115 Silver Hills	EW	Wil
116 Morningside	EW	Egl
117 Alness	NS	Wil
120 Calvington	EW	Arw
122 Graydon Hall	EW	Wil
123 Shorncliffe	NS	Qsy
124 Sunnybrook	EW	Wil
125 Drewry	EW	Wil
126 Christie	NS	MtD
127 Davenport	EW	MtD
129 McCowan North	NS	Mal
130 Middlefield	NS	Mal
131 Nugget	EW	Mal
132 Milner	EW	Mal
133 Neilson	NS	Mal
134 Progress	NS	Mal
135 Gerrard	EW	Bir
139 Finch-Don Mills	EW	Mal
141 Downtown/Mt Pleasant Express	NS	MtD
142 Downtown/Avenue Rd Express	NS	Wil
143 Downtown/Beach Express	EW	Bir
144 Downtown/Don Valley Express	NS	Egl
145 Downtown/Humber Bay Express	NS	Qsy
160 Bathurst North	NS	Wil
161 Rogers Rd	EW	MtD
162 Lawrence-Donway	EW	Wil
165 Weston Rd North	EW	Arw
167 Pharmacy North	NS	Bir
168 Symington	NS	MtD
169 Huntingwood	EW	Egl
171 Mt Dennis	NS	MtD
190 Scarborough Centre Rocket	EW	Mal
191 Highway 27 Rocket	NS	Arw
192 Airport Rocket	NS	Qsy
193 Exhibition Rocket	NS	Wil
196 York University Rocket	NS	Wil
199 Finch Rocket	EW	Mal
224 Victoria Park North	NS	Egl
300 Bloor-Danforth	EW	B/E/MtD/Q
302 Danforth Rd-McCowan	NS	Bir
303 Don Mills	NS	Egl
305 Eglinton East	EW	Egl
307 Eglinton West	EW	MtD
308 Finch East	EW	Arw/Mal
309 Finch West	EW	Arw/Mal
310 Bathurst	NS	Wil
311 Islington	NS	Arw
312 St Clair	EW	Arw
313 Jane	NS	Arw
316 Ossington	NS	MtD/Wil
319 Wilson	EW	Arw

320 Yonge	NS	Egl/Wil/MtD
321 York Mills	EW	Mal
322 Coxwell	NS	Bir
324 Victoria Park	NS	Bir
329 Dufferin	NS	MtD/Wil
352 Lawrence West	EW	MtD
353 Steeles East	EW	Mal
354 Lawrence East	EW	Egl
385 Sheppard East	EW	Mal
400 Lawrence Manor Community Bus	EW	W-T
402 Parkdale Community Bus	NS	W-T
403 South Don Mills Community Bus	NS	W-T
404 East York Community Bus	EW	W-T
405 Etobicoke Community Bus	EW	W-T
406 Variety Village Community Link	EW	W-T
407 Toronto Rehab Centre Comm Link	EW	W-T

STREETCARS

301 Queen	EW	Ron/Rus
306 Carlton	EW	Ron/Rus
501 Queen	EW	Ron/Rus
502 Downtowner	EW	Rus
503 Kingston Rd	EW	Rus
504 King	EW	Ron/Rus
505 Dundas	EW	Ron/Rus
506 Carlton	EW	Ron/Rus
508 Lake Shore	EW	Ron
509 Harbourfront	EW	Ron
510 Spadina	NS	Rus
511 Bathurst	NS	Ron
512 St Clair	EW	Ron

RAPID TRANSIT

1 Yonge-University-Spadina Subway	NS	WilSub
2 Bloor-Danforth Subway	EW	DanSub
3 Scarborough RT	NS	DanSub
4 Sheppard Subway	EW	WilSub

- ☞ — Transit-priority traffic signals on route
- ♿ — Accessible service using lift-equipped buses
- ♿ — Accessible service using low-floor buses
- 🚲 — Bike rack service
- ✂ — Seasonal, special-event, or temporary construction service

166 of 171 bus routes are accessible
 159 of 171 bus routes are bike rack equipped

List of routes by operating division, June 2011

ARROW ROAD DIVISION

99 Arrow Rd	NS	Arw
120 Calvington	EW	Arw
108 Downsview	EW	Arw
101 Downsview Park	EW	Arw
36 Finch West	EW	Arw
308 Finch East	EW	Arw/Mal
309 Finch West	EW	Arw/Mal
191 Highway 27 Rocket	NS	Arw
37 Islington	NS	Arw
311 Islington	NS	Arw
35 Jane	NS	Arw
313 Jane	NS	Arw
46 Martin Grove	NS	Arw
84 Sheppard West	EW	Arw
312 St Clair	EW	Arw
60 Steeles West	EW	Arw
165 Weston Rd North	EW	Arw
96 Wilson	EW	Arw
319 Wilson	EW	Arw

BIRCHMOUNT DIVISION

9 Bellamy	NS	Bir
300 Bloor-Danforth	EW	B/E/MtD/Q
8 Broadview	NS	Bir
20 Cliffside	EW	Bir
87 Cosburn	EW	Bir
22 Coxwell	NS	Bir
322 Coxwell	NS	Bir
113 Danforth	EW	Bir
302 Danforth Rd-McCowan	NS	Bir
23 Dawes	NS	Bir
143 Downtown/Beach Express	EW	Bir
135 Gerrard	EW	Bir
31 Greenwood	NS	Bir
83 Jones	NS	Bir
12 Kingston Rd	EW	Bir
64 Main	NS	Bir
102 Markham Rd	NS	Bir
16 McCowan	NS	Bir
57 Midland	NS	Bir
62 Mortimer	EW	Bir
72 Pape	NS	Bir
65 Parliament	NS	Bir
167 Pharmacy North	NS	Bir
81 Thorncliffe Park	NS	Bir
24 Victoria Park	NS	Bir
324 Victoria Park	NS	Bir
69 Warden South	NS	Bir
91 Woodbine	NS	Bir
92 Woodbine South	NS	Bir

DANFORTH DIVISION

2 Bloor-Danforth Subway	EW	DanSub
3 Scarborough RT	NS	DanSub

EGLINTON DIVISION

17 Birchmount	NS	Egl
300 Bloor-Danforth	EW	B/E/MtD/Q
25 Don Mills	NS	Egl
303 Don Mills	NS	Egl
144 Downtown/Don Valley Express	NS	Egl
34 Eglinton East	EW	Egl
305 Eglinton East	EW	Egl
100 Flemingdon Park	NS	Egl
169 Huntingwood	EW	Egl
43 Kennedy	NS	Egl
54 Lawrence East	EW	Egl
354 Lawrence East	EW	Egl
116 Morningside	EW	Egl
70 O'Connor	EW	Egl
67 Pharmacy	NS	Egl
86 Scarborough	EW	Egl
224 Victoria Park North	NS	Egl
68 Warden	NS	Egl
320 Yonge	NS	Egl/Wil/MtD

MALVERN DIVISION

21 Brimley	NS	Mal
39 Finch East	EW	Mal
308 Finch East	EW	Arw/Mal
309 Finch West	EW	Arw/Mal
139 Finch-Don Mills	EW	Mal
38 Highland Creek	EW	Mal
129 McCowan North	NS	Mal
130 Middlefield	NS	Mal
132 Milner	EW	Mal
133 Neilson	NS	Mal
131 Nugget	EW	Mal
134 Progress	NS	Mal
190 Scarborough Centre Rocket	EW	Mal
199 Finch Rocket	EW	Mal
85 Sheppard East	EW	Mal
385 Sheppard East	EW	Mal
53 Steeles East	EW	Mal
353 Steeles East	EW	Mal
95 York Mills	EW	Mal/Wil
321 York Mills	EW	Mal

MOUNT DENNIS DIVISION

6 Bay	NS	MtD
300 Bloor-Danforth	EW	B/E/MtD/Q
126 Christie	NS	MtD
127 Davenport	EW	MtD
141 Downtown/Mt Pleasant Express	NS	MtD
329 Dufferin	NS	MtD/Wil
26 Dupont	EW	MtD
32 Eglinton West	EW	MtD
307 Eglinton West	EW	MtD
40 Junction	EW	MtD
41 Keele	NS	MtD
47 Lansdowne	NS	MtD

52 Lawrence West	EW	MtD
352 Lawrence West	EW	MtD
58 Malton	EW	MtD
59 Maple Leaf	EW	MtD
171 Mt Dennis	NS	MtD
63 Ossington	NS	MtD
316 Ossington	NS	MtD/Wil
161 Rogers Rd	EW	MtD
71 Runnymede	NS	MtD
79 Scarlett Rd	NS	MtD
77 Swansea	NS	MtD
168 Symington	NS	MtD
90 Vaughan	NS	MtD
55 Warren Park	NS	MtD
94 Wellesley	EW	MtD
89 Weston	NS	MtD
320 Yonge	NS	Egl/Wil/MtD

QUEENSWAY DIVISION

192 Airport Rocket	NS	Qsy
49 Bloor West	EW	Qsy
300 Bloor-Danforth	EW	B/E/MtD/Q
50 Burnhamthorpe	EW	Qsy
145 Downtown/Humber Bay Express	NS	Qsy
111 East Mall	NS	Qsy
15 Evans	EW	Qsy
110 Islington South	NS	Qsy
44 Kipling South	NS	Qsy
45 Kipling	NS	Qsy
30 Lambton	EW	Qsy
66 Prince Edward	NS	Qsy
80 Queensway	EW	Qsy
48 Rathburn	EW	Qsy
73 Royal York	NS	Qsy
76 Royal York South	NS	Qsy
123 Shorncliffe	NS	Qsy
112 West Mall	NS	Qsy

RONCESVALLES DIVISION

511 Bathurst	NS	Ron
506 Carlton	EW	Ron/Rus
306 Carlton	EW	Ron/Rus
505 Dundas	EW	Ron/Rus
509 Harbourfront	EW	Ron
504 King	EW	Ron/Rus
508 Lake Shore	EW	Ron
501 Queen	EW	Ron/Rus
301 Queen	EW	Ron/Rus
512 St Clair	EW	Ron

RUSSELL DIVISION

506 Carlton	EW	Ron/Rus
306 Carlton	EW	Ron/Rus
502 Downtowner	EW	Rus
505 Dundas	EW	Ron/Rus
504 King	EW	Ron/Rus
503 Kingston Rd	EW	Rus
501 Queen	EW	Ron/Rus

301 Queen	EW	Ron/Rus
510 Spadina	NS	Rus

WILSON DIVISION — BUS

117 Alness	NS	Wil
5 Avenue Rd	NS	Wil
61 Avenue Rd North	NS	Wil
7 Bathurst	NS	Wil
160 Bathurst North	NS	Wil
310 Bathurst	NS	Wil
11 Bayview	NS	Wil
42 Cummer	EW	Wil
28 Davisville	EW	Wil
142 Downtown/Avenue Rd Express	NS	Wil
125 Drewry	EW	Wil
29 Dufferin	NS	Wil
105 Dufferin North	NS	Wil
329 Dufferin	NS	MtD/Wil
193 Exhibition Rocket	NS	Wil
104 Faywood	NS	Wil
33 Forest Hill	NS	Wil
14 Glencairn	EW	Wil
122 Graydon Hall	EW	Wil
107 Keele North	NS	Wil
162 Lawrence-Donway	EW	Wil
56 Leaside	NS	Wil
51 Leslie	NS	Wil
74 Mt Pleasant	NS	Wil
103 Mt Pleasant North	NS	Wil
316 Ossington	NS	MtD/Wil
109 Ranee	NS	Wil
82 Rosedale	EW	Wil
75 Sherbourne	NS	Wil
115 Silver Hills	EW	Wil
88 South Leaside	EW	Wil
78 St Andrews	EW	Wil
124 Sunnybrook	EW	Wil
10 Van Horne	EW	Wil
98 Willowdale-Senlac	EW	Wil
97 Yonge	NS	Wil
320 Yonge	NS	Egl/Wil/MtD
95 York Mills	EW	Mal/Wil
106 York University	NS	Wil
196 York University Rocket	NS	Wil

WILSON DIVISION — SUBWAY







































1 Yonge-University-Spadina Subway	NS	WilSub
4 Sheppard Subway	EW	WilSub

WHEEL-TRANS OPERATIONS












404 East York Community Bus	EW	W-T
400 Lawrence Manor Community Bus	EW	W-T
402 Parkdale Community Bus	NS	W-T
403 South Don Mills Community Bus	NS	W-T
405 Etobicoke Community Bus	EW	W-T
406 Variety Village Community Link	EW	W-T
407 Toronto Rehab Centre Comm Link	EW	W-T
































List of rapid transit stations, with connecting routes

1 YONGE-UNIVERSITY-SPADINA SUBWAY

Finch  & 	36, 39, 42, 53, 60, 97, 125, 199, GO buses, York Region Transit, VIVA, Brampton Transit
North York Centre  & 	97, GO buses
Sheppard-Yonge  & 	4, 84, 85, 97, 98, 196, GO buses
York Mills  & 	78, 95, 96, 97, 115, 122, 165, GO buses
Lawrence 	52, 97, 124, 162
Eglinton  & 	5, 32, 34, 51, 54, 56, 61, 97, 100, 103
Davisville  & 	11, 14, 28, 97
St Clair  & 	74, 88, 97, 512
Summerhill 	97
Rosedale 	82, 97
Bloor-Yonge  & 	2, 97
Wellesley  & 	94, 97
College 	97, 506
Dundas  & 	97, 505
Queen  & 	97, 141, 142, 143, 144, 501, 502
King 	97, 503, 504, 508
Union  & 	6, 72 ✨, 97, 503, 509, 510, GO trains/buses
St Andrew (King Street) 	503, 504, 508
Osgoode (Queen Street)  & 	141, 142, 143, 144, 501, 502
St Patrick (Dundas Street) 	142, 505
Queen's Park (College Street)  & 	5, 142, 506
Museum 	5, 94, 142
St George  & 	2, 26
Spadina *	2, 127, 510
Dupont	26, 127
St Clair West	7, 33, 90, 126, 512
Eglinton West &	32, 63, 109
Glencairn	14
Lawrence West &	52, 58, 59, 109, 400
Yorkdale	47, 109, GO buses, York Region Transit
Wilson	7, 29, 96, 104, 120, 160, 165
Downsview &	84, 101 ✨, 105, 106, 107, 108, 117, 196, VIVA










2 BLOOR-DANFORTH SUBWAY

Kipling  & 	30, 44, 45, 46, 49, 111, 112, 123, 191, 192, GO trains
Islington 	37, 50, 110, Mississauga Transit
Royal York 	15, 48, 73, 76
Old Mill 	66
Jane  & 	26, 35, 55
Runnymede  & 	71, 77, 79
High Park 	30
Keele 	41, 80, 89









Dundas West  & 	40, 168, 193 ✨, 504, 505, GO trains
Lansdowne 	47
Dufferin 	29, 402
Ossington 	63, 94, 161
Christie 	126
Bathurst  & 	7, 511
Spadina  & * 	1, 127, 510
St George  & 	1, 26
Bay (Yorkville) 	6
Bloor-Yonge  & 	1, 97
Sherbourne 	75
Castle Frank  & 	65, 94
Broadview  & 	8, 62, 87, 100, 504, 505
Chester 	25, 72, 81
Pape 	56, 83
Donlands  & 	31
Greenwood 	22, 70
Coxwell 	91, 92
Woodbine 	20, 23, 62, 64, 87, 113, 135 406, 506, GO trains
Main Street  & 	12, 24, 67, 404
Victoria Park 	9, 16, 17, 68, 69, 70, 102, 135
Warden 	3, 12, 20, 21, 34, 43, 57, 86, 113, 116, 131, GO trains



* No level access to 1 YONGE-UNIVERSITY-SPADINA subway platforms at Spadina Stn







3 SCARBOROUGH RT

Kennedy  & 	2, 12, 20, 21, 34, 43, 57, 86, 113, 116, 131, GO trains
Lawrence East  & 	54
Ellesmere 	95
Midland 	57
Scarborough Centre  & 	9, 16, 21, 38, 43, 129, 130, 131, 132, 133, 134, 169, 190, 199, GO buses
McCowan 	9, 134
















4 SHEPPARD SUBWAY








Sheppard-Yonge  & 	1, 84, 85, 97, 98, 196, GO buses
Bayview  & 	11, 85
Leslie  & 	51, 85, GO trains
Bessarion  & 	85

Don Mills  & 	10, 24, 25, 85, 139, 167, 169, 190, 224, York Region Transit, VIVA
---	---

510 SPADINA streetcar and 509 HARBOURFRONT streetcar	
Spadina 	2, 127, 510
Queens Quay (Ferry Docks) 	6, 97, 509, 510
Union  & 	1, 6, 72, 97, 503, 509, 510, GO trains/buses
Exhibition  & 	29, 509, 511, GO trains

GO TRAIN STATIONS SERVED BY TTC

Toronto – Union Station  & 	See Union Station
Long Branch 	110, 123, 501, 508, Mississauga Transit
Mimico 	76
Exhibition  & 	29, 509, 511
Danforth  & 	See Main Street Station
Scarborough  & 	9, 12, 16, 20, 102, 113
Eglinton 	9, 34, 86, 116
Guildwood  & 	86, 116
Rouge Hill  & 	38, 54, 85, Durham Region Transit
Malton &	58, Mississauga Transit
Etobicoke North &	37, 45, Mississauga Transit
Weston	52, 58, 59, 79, 89
Bloor	See Dundas West Station
Maple &	107, York Region Transit
Rutherford &	107, York Region Transit
York University &	41
Old Cummer	39, 42, 51
Oriole &	4, 10, 51, 85, 115, 169
Kipling	See Kipling Station
Mount Joy &	102, York Region Transit
Markham &	102, York Region Transit
Centennial &	129, York Region Transit
Milliken &	43, 53, 57, York Region Transit
Agincourt &	43, 57, 85
Kennedy &	See Kennedy Station

-  – Elevators to all levels
-  &  – Station fully accessible
-  & _{SB} – Level access to southbound platform (obstacles may exist at doors)
-  & _{Bus} – Level access from street to accessible buses (obstacles may exist at doors)
- ✨ – Seasonal, special-event, or temporary construction service

Twenty-nine of the TTC's 69 stations are accessible

Toronto Transit Commission
List of transit vehicles

Type	Vehicle number series	Model	Vehicles in service	Garage/ Carhouse	Built	Seats	Length	Track Gauge	Accessible?	Air conditioned?	Fuel/ Propulsion	Manufacturer
Bus	1000-1149	Orion VII	150	Mal, MtD	2006	38	12 m	–	Low floor &	Yes	Diesel-electric	Orion Bus Industries
Bus	1200-1423	Orion VII “Next Gen”	224	Arw, MtD, Wil	2007-2008	36	12 m	–	Low floor &	Yes	Diesel-electric	Daimler Buses North America
Bus	1500-1689	Orion VII “Next Gen”	189	MtD, Wil	2008	36	12 m	–	Low floor &	Yes	Diesel-electric	Daimler Buses North America
Bus	1700-1829	Orion VII “Next Gen”	130	Mal, Wil	2009	36	12 m	–	Low floor &	Yes	Diesel-electric	Daimler Buses North America
Bus	2240-2858	T6H5307N “New Look”	38	MtD	1981-1983	39	12 m	–	No	No	Diesel	General Motors
Bus	6210-6293	TC40102N “Classic”	2	MtD	1987	40	12 m	–	No	No	Diesel	General Motors
Bus	7000-7134	Orion V	135	Mal	1996	36	12 m	–	Lift & 11	Yes	Diesel	Orion Bus Industries
Bus	7200-7251	RTS	52	Arw	1998	39	12 m	–	Lift & 11	Yes	Diesel	Nova Bus
Bus	7300-7350	D40LF	51	Qsy	1998-1999	35	12 m	–	Low floor &	Yes	Diesel	New Flyer Industries
Bus	7400-7881	Orion VII	482	Bir, Egl	2002-2005	38	12 m	–	Low floor &	Yes	Diesel	Orion Bus Industries
Bus	7900-7979	Orion VII	80	Arw, Bir, Qsy	2006	38	12 m	–	Low floor &	Yes	Diesel	Orion Bus Industries
Bus	8000-8099	Orion VII	100	Qsy	2007	38	12 m	–	Low floor &	Yes	Diesel	DaimlerChrysler CBNA
Bus	8100-8219	Orion VII “Next Gen”	120	Bir, Wil	2010	36	12 m	–	Low floor &	Yes	Diesel	Daimler Buses North America
Bus	8300-8334	Orion VII “Next Gen”	18 of 35 ²	Wil	2011	36	12 m	–	Low floor &	Yes	Diesel	Daimler Buses North America
Bus	8335-8394	Orion VII “Next Gen”	60 ¹	–	2012	36	12 m	–	Low floor &	Yes	Diesel	Daimler Buses North America
Bus	9400-9449	Orion V	50	Wil	1996	37	12 m	–	Lift & 11	Yes	Diesel	Orion Bus Industries
Community Bus	9700-9706	Orion II	7	W-T	1991	17	8 m	–	Low floor &	Yes	Diesel	Ontario Bus Industries
Wheel-Trans Bus	9751-9889	ELF	138	W-T	1999-2003	5	7 m	–	Low floor &	Yes	Diesel	Overland Custom Coach
Wheel-Trans Bus	W100-W209	The Friendly Bus	110 ²	W-T	2009-2010	8	8 m	–	Low floor &	Yes	Diesel	American Bus Products Inc.
Streetcar	4000-4199	CLRV L-1, L-2	195	Ron, Rus	1977-1981	42-46	15 m	1495 mm	No	1 of 195	Electric	UTDC/SIG/Hawker Siddeley
Streetcar	4200-4251	ALRV L-3	52	Ron, Rus	1987-1989	61	23 m	1495 mm	No	No	Electric	UTDC/Can Car Rail
Streetcar	–	FLEXITY	0 of 204 ¹	–	2011-2018	69	30 m	1495 mm	Low floor &	Yes	Electric	Bombardier Inc.
Light rail car	–	FLEXITY	0 of 183 ³	–	2013-2020	60	30 m	1435 mm	Low floor &	Yes	Electric	Bombardier Inc.
Rapid transit car	3000-3027	S-1	28	McCowan	1983-1986	30	13 m	1435 mm	Level boarding &	Yes	Electric	UTDC/Metro Canada Ltd.
Subway car	5000-5371	T-1	372	GrnSub/WilSub	1995-2001	66	23 m	1495 mm	Level boarding &	Yes	Electric	Bombardier Inc.
Subway car	5381-5766	Toronto Rocket	0 of 234 ¹	–	2009-2011	64-68	23 m	1495 mm	Level boarding &	Yes	Electric	Bombardier Inc.
Subway car	–	Toronto Rocket	0 of 186 ¹	–	2012-2013	64-68	23 m	1495 mm	Level boarding &	Yes	Electric	Bombardier Inc.
Subway car	5576-5663	H-4	44	GrnSub	1974-1975	77	23 m	1495 mm	Level boarding &	No	Electric	Hawker Siddeley
Subway car	5670-5807	H-5	136	WilSub	1976-1979	76	23 m	1495 mm	Level boarding &	Yes	Electric	Hawker Siddeley
Subway car	5810-5935	H-6	126	GrnSub	1986-1989	76	23 m	1495 mm	Level boarding &	Yes	Electric	UTDC/Can Car Rail

Updated May 27, 2011. Sources: *Bus Maintenance Department Active Bus Allocation* and *Vehicle Roster Lists – Surface Vehicle Engineering*.

Abbreviations

Arw Arrow Road
 Bir Birchmount
 Egl Eglinton
 GrnSub..... Greenwood Subway
 Mal Malvern
 MtD Mount Dennis
 Qsy..... Queensway
 Ron..... Roncesvalles
 Rus Russell
 WilSub Wilson Subway
 W-T Wheel-Trans
 Wil..... Wilson Bus

“Vehicles in service” notes

1. Approved by Commission for future delivery.
2. Deliveries of new vehicles in progress.
3. Ordered by Metrolinx for future delivery.