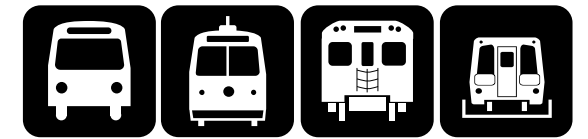


TORONTO TRANSIT COMMISSION



Service Summary

March 27, 2011
to
May 7, 2011

Available Online



SERVICE SUMMARY – Introduction

This is a summary of all transit service operated by the Toronto Transit Commission for the period indicated. All rapid transit, streetcar, bus, and community bus routes and services are listed. The summary identifies the routes, gives the names and destinations, the garage or carhouse from which the service is operated, the characteristics of the service, and the times of the first and last trips on each route. The headway operated on each route is shown, together with the combined or average headway on the route, if more than one branch is operated. The number and type of vehicles operated on the route are listed, as well as the round-trip driving time, the total terminal time, and the average speed of the route (driving time only, not including terminal time).

The first and last trip times shown are the departure times for the first or last trip which covers the entire branch. In some cases, earlier or later trips are operated which cover only part of the routing, and the times for these trips are not shown.

Additional notes are shown for routes which interline with other routes, which are temporarily operating over different routings, or which are temporarily operating with buses instead of streetcars.

Headways are shown in minutes and seconds. Running times and terminal times are shown in minutes. Distances are shown in kilometres, and speeds are shown in kilometres per hour.

The map on the cover is a current map of the TTC route network for the period covered by this summary.

At the end of the document is a summary of the number of vehicles and trains operated, by time period, a list of all TTC routes (in alphabetical order, in numerical order, and grouped by division), a list of all connections at rapid transit stations, and a list of transit vehicles.

This document is available on the ttc.ca Internet web site at:

http://www3.ttc.ca/About_the_TTC/Transit_planning.jsp

and on the internal TTC Intranet (TTC computers only) at:

<http://home.ttc/serviceplanning/> then "Route and System Information"

TTC board periods in 2011

January 2 to February 12, 2011

February 13 to March 26, 2011

March 27 to May 7, 2011

May 8 to June 18, 2011

June 19 to July 30, 2011

July 31 to September 3, 2011

September 4 to October 8, 2011

October 9 to November 19, 2011

November 20 to December 17, 2011

December 18 to December 31, 2011

Abbreviations

| | | |
|-----------------------------------|----------|--------------------|
| Avg spd..... Average speed (km/h) | NB | Northbound |
| Dep | SB | Southbound |
| RT | EB | Eastbound |
| Term | WB..... | Westbound |
| Veh type ... Vehicle type | & | Accessible service |

Division abbreviations

| | | | | |
|---------------------|-----------|--------------|--------------|---------------|
| Arw..... Arrow Road | Mal | Malvern | Rus | Russell |
| Bir | MtD | Mount Dennis | Wil | Wilson Bus |
| DanSub | Qsy | Queensway | WilSub | Wilson Subway |
| Egl | Ron..... | Roncesvalles | W-T | Wheel-Trans |

Vehicle abbreviations

| | |
|--------------|--|
| 6carHT | Six-car train of H- or T-series 23-metre subway cars |
| 4carT..... | Four-car train of T-series 23-metre subway cars |
| 4carS..... | Four-car train of S-series 13-metre Scarborough RT cars |
| CLRV | 15-metre high-floor streetcar (<i>Canadian Light Rail Vehicle</i>) |
| ALRV | Articulated 23-metre high-floor streetcar (<i>Articulated Light Rail Vehicle</i>) |
| LF..... | 12-metre low-floor accessible bus (<i>New Flyer D40LF, Orion VII</i>) |
| Lift | 12-metre high-floor lift-equipped accessible bus (<i>Orion V with lift and Nova RTS with lift</i>) |
| HF | 12-metre high-floor bus (<i>GM "New Look," GM/MCI Classic, and Orion V</i>) |
| CB | 8-metre low-floor accessible Community Bus (<i>Orion II</i>) |
| WT | 7- or 8-metre low-floor accessible Wheel-Trans bus (<i>Elf, Friendly Bus</i>) |

Time period definitions

Service is shown by time period. The approximate times for these periods are listed below. Some variation exists between routes, and these times should be used as a guide only.

| MONDAY TO FRIDAY | SATURDAY and SUNDAY | | |
|----------------------------|---------------------|---------------------|-----------------------------|
| Morning peak period | 600a to 900a | Early morning | 600a to 800a |
| Midday | 900a to 300p | Morning | 800a to 1200noon |
| Afternoon peak period..... | 300p to 700p | Afternoon | 1200noon to 700p |
| Early evening | 700p to 1000p | Early evening | 700p to 1000p |
| Late evening | 1000p to 100a | Late evening | 1000p to 100a |
| Overnight..... | 200a to 500a | Overnight | 200a to 500a (900a Sundays) |

Holiday service in 2011

| | | | |
|--|-----------------|--|------------------|
| New Year's Day, Saturday, Jan. 1, 2011 ... | Sunday service | Labour Day, Monday, September 5 | Holiday service |
| Family Day, Monday, February 21 | Holiday service | Thanksgiving Day, Monday, Oct. 10 | Holiday service |
| Good Friday, Friday, April 22 | Holiday service | Christmas Day, Sunday, Dec. 25 | Sunday service |
| Victoria Day, Monday, May 23 | Holiday service | Boxing Day, Monday, December 26 | Holiday service |
| Canada Day, Friday, July 1 | Holiday service | Tuesday, December 27, 2011 | Saturday service |
| Simcoe Day, Monday, August 1 | Holiday service | New Year's Day, Sunday, Jan. 1, 2012 ... | Sunday service |

"Holiday service" means that routes which operate on Sundays will operate at the same levels of service as on Sundays, but service will start earlier in the morning, at about the same time as on Saturdays.



SERVICE SUMMARY

March 27 to May 7, 2011

| Route | RT dist (km) and date of last change | No. of | | | | | Run time | | | | | Term time | | | | | Avg spd | | | | | No. of | Run time | Term time | Avg spd | No. of | Run time | Term time | Avg spd | No. of | Run time | Term time | Avg spd | No. of | Run time | Term time | Avg spd | First dep NB or WB | First dep SB or EB | Last dep NB or WB | Last dep SB or EB |
|-------|--------------------------------------|----------|-----|------------------|-------|-------|----------|----------|-----|------------------|-------|-----------|--------|----------|-----|------------------|---------|-------|--------|----------|-----|--------|----------|-----------|---------|--------|----------|-----------|---------|--------|----------|-----------|---------|--------|----------|-----------|---------|--------------------|--------------------|-------------------|-------------------|
| | | Veh type | Veh | Service interval | (min) | (min) | (km/h) | Veh type | Veh | Service interval | (min) | (min) | (km/h) | Veh type | Veh | Service interval | (min) | (min) | (km/h) | Veh type | Veh | | | | | | | | | | | | | | | | | | | | |

RAPID TRANSIT SERVICES

| | | | | | | | | | | | | | | | | | | | | | | | | | | | | | | | | | | | |
|--------------------------------------|-----------------|-----------------------------------|----|-----------|-----|---|----------------------|--------|-----------|-----------|-----|-------------------------------------|------|-----------|----|-----------|-----------------------------|---|------|----------|----|----------------------------|------|------|------|--------|------|----------|------|------|------|--|--|--|--|
| 2 BLOOR-DANFORTH | DanSub | Monday-Friday morning peak period | | | | | Monday-Friday midday | | | | | Monday-Friday afternoon peak period | | | | | Monday-Friday early evening | | | | | Monday-Friday late evening | | | | | 543a | 541a | 131a | 131a | | | | | |
| Monday to Friday | 07-Sep-10 | 6carHT | 43 | 2 ' 21 " | 101 | 0 | 31.2 | 6carHT | 24 | 4 ' 16 " | 102 | 0 | 30.8 | 6carHT | 40 | 2 ' 31 " | 101 | 0 | 31.3 | 6carHT | 24 | 4 ' 04 " | 98 | 0 | 32.3 | 6carHT | 20 | 4 ' 52 " | 97 | 0 | 32.4 | | | | |
| 2 Kipling Stn – Kennedy Stn | 52.46 | | | | | | | | | | | | | | | | | | | | | | | | | | | | | | | | | | |
| Saturday | 19-May-07 | Saturday early morning | | | | | Saturday morning | | | | | Saturday afternoon | | | | | Saturday early evening | | | | | Saturday late evening | | | | | 548a | 548a | 131a | 131a | | | | | |
| 2 Kipling Stn – Kennedy Stn | 52.46 | 6carHT | 20 | 4 ' 52 " | 97 | 0 | 32.3 | 6carHT | 20 | 4 ' 52 " | 97 | 0 | 32.3 | 6carHT | 21 | 4 ' 43 " | 99 | 0 | 31.8 | 6carHT | 20 | 4 ' 52 " | 97 | 0 | 32.3 | 6carHT | 20 | 4 ' 52 " | 97 | 0 | 32.3 | | | | |
| Sunday | 13-May-07 | Sunday morning | | | | | Sunday afternoon | | | | | Sunday early evening | | | | | Sunday late evening | | | | | 848a | 848a | 131a | 131a | | | | | | | | | | |
| 2 Kipling Stn – Kennedy Stn | 52.46 | 6carHT | 20 | 4 ' 52 " | 97 | 0 | 32.3 | 6carHT | 20 | 4 ' 52 " | 97 | 0 | 32.3 | 6carHT | 20 | 4 ' 52 " | 97 | 0 | 32.3 | 6carHT | 20 | 4 ' 52 " | 97 | 0 | 32.3 | 6carHT | 20 | 4 ' 52 " | 97 | 0 | 32.3 | | | | |
| 300 BLOOR-DANFORTH | MtD/Bir/Egl/Qsy | Monday-Friday overnight | | | | | Saturday overnight | | | | | Sunday overnight | | | | | Sunday morning 600a-900a | | | | | | | | | | | | | | | | | | |
| Overnight, 7 days a week | 10-May-09 | LF | 4 | 30 ' 00 " | 120 | 0 | 25.5 | LF | 4 | 30 ' 00 " | 120 | 0 | 25.5 | LF | 4 | 30 ' 00 " | 120 | 0 | 25.5 | LF | 9 | 13 ' 30 " | 120 | 1 | 25.5 | | | | | | | | | | |
| 300 West Mall – Warden | 50.95 | | | | | | | | | | | | | | | | | | | | | | | | | | | | | | | | | | |
| 300A Pearson Airport – Warden | 75.97 | LF | 5 | 30 ' 00 " | 150 | 0 | 30.4 | LF | 5 | 30 ' 00 " | 150 | 0 | 30.4 | LF | 5 | 30 ' 00 " | 150 | 0 | 30.4 | LF | 11 | 13 ' 30 " | 140 | 8 | 32.5 | | | | | | | | | | |
| Combined/Average | | | 9 | 15 ' 00 " | | | | 9 | 15 ' 00 " | | | | 9 | 15 ' 00 " | | | | | 20 | 6 ' 45 " | | | | | | | | | | | | | | | |
| 3 SCARBOROUGH RT | DanSub | Monday-Friday morning peak period | | | | | Monday-Friday midday | | | | | Monday-Friday afternoon peak period | | | | | Monday-Friday early evening | | | | | Monday-Friday late evening | | | | | 545a | 601a | 120a | 135a | | | | | |
| Monday to Friday | 07-Sep-10 | 4carS | 6 | 3 ' 30 " | 21 | 0 | 36.6 | 4carS | 4 | 5 ' 30 " | 22 | 0 | 34.9 | 4carS | 6 | 3 ' 40 " | 22 | 0 | 34.9 | 4carS | 4 | 5 ' 30 " | 22 | 0 | 34.9 | 4carS | 4 | 5 ' 30 " | 22 | 0 | 34.9 | | | | |
| 3 Kennedy Stn – McCowan Stn | 12.81 | | | | | | | | | | | | | | | | | | | | | | | | | | | | | | | | | | |
| Saturday | 11-Sep-10 | Saturday early morning | | | | | Saturday morning | | | | | Saturday afternoon | | | | | Saturday early evening | | | | | Saturday late evening | | | | | 550a | 605a | 120a | 135a | | | | | |
| 3 Kennedy Stn – McCowan Stn | 12.81 | 4carS | 4 | 5 ' 30 " | 22 | 0 | 34.9 | 4carS | 4 | 5 ' 30 " | 22 | 0 | 34.9 | 4carS | 4 | 5 ' 30 " | 22 | 0 | 34.9 | 4carS | 4 | 5 ' 30 " | 22 | 0 | 34.9 | 4carS | 4 | 5 ' 30 " | 22 | 0 | 34.9 | | | | |
| Sunday | 05-Sep-10 | Sunday morning | | | | | Sunday afternoon | | | | | Sunday early evening | | | | | Sunday late evening | | | | | 855a | 907a | 120a | 135a | | | | | | | | | | |
| 3 Kennedy Stn – McCowan Stn | 12.81 | 4carS | 4 | 5 ' 30 " | 22 | 0 | 34.9 | 4carS | 4 | 5 ' 30 " | 22 | 0 | 34.9 | 4carS | 4 | 5 ' 30 " | 22 | 0 | 34.9 | 4carS | 4 | 5 ' 30 " | 22 | 0 | 34.9 | 4carS | 4 | 5 ' 30 " | 22 | 0 | 34.9 | | | | |
| | | | | | | | | | | | | | | | | | | | | | | | | | | | | | | | | | | | |
| 4 SHEPPARD SUBWAY | WilSub | Monday-Friday morning peak period | | | | | Monday-Friday midday | | | | | Monday-Friday afternoon peak period | | | | | Monday-Friday early evening | | | | | Monday-Friday late evening | | | | | 531a | 542a | 225a | 214a | | | | | |
| Monday to Friday | 25-Nov-02 | 4carT | 4 | 5 ' 30 " | 22 | 0 | 29.8 | 4carT | 4 | 5 ' 30 " | 22 | 0 | 29.8 | 4carT | 4 | 5 ' 30 " | 22 | 0 | 29.8 | 4carT | 4 | 5 ' 30 " | 22 | 0 | 29.8 | 4carT | 4 | 5 ' 30 " | 22 | 0 | 29.8 | | | | |
| 4 Sheppard-Yonge Stn – Don Mills Stn | 10.94 | | | | | | | | | | | | | | | | | | | | | | | | | | | | | | | | | | |
| Saturday | 30-Nov-02 | Saturday early morning | | | | | Saturday morning | | | | | Saturday afternoon | | | | | Saturday early evening | | | | | Saturday late evening | | | | | 547a | 558a | 225a | 214a | | | | | |
| 4 Sheppard-Yonge Stn – Don Mills Stn | 10.94 | 4carT | 4 | 5 ' 30 " | 22 | 0 | 29.8 | 4carT | 4 | 5 ' 30 " | 22 | 0 | 29.8 | 4carT | 4 | 5 ' 30 " | 22 | 0 | 29.8 | 4carT | 4 | 5 ' 30 " | 22 | 0 | 29.8 | 4carT | 4 | 5 ' 30 " | 22 | 0 | 29.8 | | | | |
| Sunday | 24-Nov-02 | Sunday morning | | | | | Sunday afternoon | | | | | Sunday early evening | | | | | Sunday late evening | | | | | 849a | 900a | 225a | 214a | | | | | | | | | | |
| 4 Sheppard-Yonge Stn – Don Mills Stn | 10.94 | 4carT | 4 | 5 ' 30 " | 22 | 0 | 29.8 | 4carT | 4 | 5 ' 30 " | 22 | 0 | 29.8 | 4carT | 4 | 5 ' 30 " | 22 | 0 | 29.8 | 4carT | 4 | 5 ' 30 " | 22 | 0 | 29.8 | 4carT | 4 | 5 ' 30 " | 22 | 0 | 29.8 | | | | |



TORONTO TRANSIT COMMISSION

SERVICE SUMMARY

March 27 to May 7, 2011

| Route | RT dist (km) and date of last change | No. of | | | | | Run time | | | | | Term time | | | | | Avg spd | | | | | No. of | Run time (min) | Term time (min) | Avg spd (km/h) | No. of | Run time (min) | Term time (min) | Avg spd (km/h) | No. of | Run time (min) | Term time (min) | Avg spd (km/h) | No. of | Run time (min) | Term time (min) | Avg spd (km/h) | First dep NB or WB | First dep SB or EB | Last dep NB or WB | Last dep SB or EB |
|--|--------------------------------------|--|--------|-------------------|--------|-------|-----------------------------------|----------|--------|------------------|-------|-------------------------------------|--------|----------|-----|------------------|-----------------------------|-------|--------|----------|---------|--|----------------|--|----------------|--|----------------|-----------------|----------------|--------|----------------|-----------------|----------------|---|----------------|-----------------|----------------|--------------------|--------------------|-------------------|-------------------|
| | | Veh type | Veh | Service interval | (min) | (min) | (km/h) | Veh type | Veh | Service interval | (min) | (min) | (km/h) | Veh type | Veh | Service interval | (min) | (min) | (km/h) | Veh type | Veh | | | | | | | | | | | | | | | | | | | | |
| 1 YONGE-UNIVERSITY-SPADINA SUBWAY | WilSub/Egl/MtD/Wil | Temporary late evening closure for tunnel liner replacement, Sunday to Friday. Trains replaced by buses north of Eglinton Station after approximately 12:30 a.m. | | | | | | | | | | | | | | | | | | | | | | | | | | | | | | | | | | | | | | | |
| Monday to Friday | 07-Sep-10 | Monday-Friday morning peak period | | | | | Monday-Friday midday | | | | | Monday-Friday afternoon peak period | | | | | Monday-Friday early evening | | | | | Monday-Friday late evening | | | | | | | | | | | | | | | | | | | |
| 1 Finch Stn – Downsview Stn | 60.45 | 6carHT | 25 | 4' 42" | 118 | 0 | 30.9 | 6carHT | 29 | 4' 04" | 118 | 0 | 30.7 | 6carHT | 47 | 2' 31" | 118 | 0 | 30.7 | 6carHT | 27 | 4' 15" | 115 | 0 | 31.6 | 6carHT | 23 | 4' 52" | 112 | 0 | 32.4 | 603a | 540a | 1141p | 1215a | | | | | | |
| 1 Finch Stn – St Clair West Stn | 45.06 | 6carHT | 19 | 4' 42" | 89 | 0 | 30.3 | | | | | | | | | | | | | | | | | | | | | | | | | | | | | | | | | | |
| Gap Trains | | 6carHT | 3 | Gap Trains | | | | | | | | | | | | | | | | | | | | | | | | | | | | | | | | | | | | | |
| 1 Eglinton Stn – Downsview Stn | 43.46 | | | | | | | | | | | | | | | | | | | | | 6carHT | 18 | 4' 52" | 88 | 0 | 29.8 | | | 118a | 128a | | | | | | | | | | |
| 1 Eglinton Stn – Finch Stn replacement bus | 22.49 | | | | | | | | | | | | | | | | | | | | | LF | 18 | 3' 00" | 54 | 0 | 25.0 | 1213a | 1208a | 210a | 150a | | | | | | | | | | |
| Combined/Average | | 47 | 2' 21" | 29 | 4' 04" | 48 | 2' 31" | 27 | 4' 15" | | | | | | | | | | | | | | | | | | | | | | | | | | | | | | | | |
| Saturday | 06-Sep-08 | Saturday early morning | | | | | Saturday morning | | | | | Saturday afternoon | | | | | Saturday early evening | | | | | Saturday late evening | | | | | | | | | | | | | | | | | | | |
| 1 Finch Stn – Downsview Stn | 60.45 | 6carHT | 23 | 4' 52" | 112 | 0 | 32.4 | 6carHT | 28 | 4' 03" | 113 | 0 | 32.0 | 6carHT | 28 | 4' 03" | 113 | 0 | 32.0 | 6carHT | 23 | 4' 52" | 112 | 0 | 32.4 | 6carHT | 23 | 4' 52" | 112 | 0 | 32.4 | 600a | 557a | 118a | 116a | | | | | | |
| Sunday | 15-Feb-09 | Sunday morning | | | | | Sunday afternoon | | | | | Sunday early evening | | | | | Sunday late evening | | | | | | | | | | | | | | | | | | | | | | | | |
| 1 Finch Stn – Downsview Stn | 60.45 | 6carHT | 23 | 4' 52" | 112 | 0 | 32.4 | 6carHT | 23 | 4' 52" | 112 | 0 | 32.4 | 6carHT | 23 | 4' 52" | 112 | 0 | 32.4 | 6carHT | 23 | 4' 52" | 112 | 0 | 32.4 | 6carHT | 23 | 4' 52" | 112 | 0 | 32.4 | 900a | 857a | 1141p | 1215a | | | | | | |
| 1 Eglinton Stn – Downsview Stn | 43.46 | | | | | | | | | | | | | | | | | | | | | 6carHT | 18 | 4' 52" | 88 | 0 | 29.8 | | | 118a | 128a | | | | | | | | | | |
| 1 Eglinton Stn – Finch Stn replacement bus | 22.49 | | | | | | | | | | | | | | | | | | | | | LF | 12 | 4' 30" | 54 | 0 | 25.0 | 1213a | 1208a | 210a | 150a | | | | | | | | | | |
| | | | | | | | | | | | | | | | | | | | | | | | | | | | | | | | | | | Finch to Downsview is SB; Downsview to Finch is NB | | | | | | | |
| 320 YONGE | Egl/MtD/Wil | Monday-Friday overnight 130a-330a | | | | | Monday-Friday overnight 330a-600a | | | | | | | | | | | | | | | | | | | | | | | | | | | | | | | | | | |
| Overnight, Monday to Friday | 07-Sep-10 | LF | 13 | 7' 00" | 91 | 0 | 23.7 | LF | 6 | 15' 00" | 90 | 0 | 24.0 | | | | | | | | | | | | | | | | | | | | | | | | | | | | |
| 320 Queens Quay – Steeles | 35.97 | LF | 9 | 7' 00" | 63 | 0 | 22.6 | | | | | | | | | | | | | | | | | | | | | | | | | | | | | | | | | | |
| 320A Queens Quay – York Mills Stn | 23.77 | | | | | | | | | | | | | | | | | | | | | 6 | 15' 00" | Additional service operates 500a to 600a | | | | | | | | | | | | | | | | | |
| Overnight, Saturday | 11-Sep-10 | Saturday overnight 130a-330a | | | | | Saturday overnight 330a-600a | | | | | | | | | | | | | | | | | | | | | | | | | | | | | | | | | | |
| 320 Queens Quay – Steeles | 35.97 | LF | 10.5 | 8' 40" | 91 | 0 | 23.7 | LF | 6 | 15' 00" | 90 | 0 | 24.0 | | | | | | | | | | | | | | | | | | | | | | | | | | | | |
| 320A Queens Quay – York Mills Stn | 23.99 | LF | 7.5 | 8' 40" | 64 | 1 | 22.5 | | | | | | | | | | | | | | | | | | | | | | | | | | | | | | | | | | |
| | | | | | | | | | | | | | | | | | | | | 6 | 15' 00" | Additional service operates 500a to 600a | | | | | | | | | | | | | | | | | | | |
| Overnight, Sunday | 05-Sep-10 | Sunday overnight 130a-330a | | | | | Sunday overnight 330a-600a | | | | | Sunday morning 600a-900a | | | | | | | | | | | | | | | | | | | | | | | | | | | | | |
| 320 Queens Quay – Steeles | 35.97 | LF | 6 | 15' 00" | 90 | 0 | 24.0 | LF | 6 | 15' 00" | 90 | 0 | 24.0 | LF | 1 | 12' 00" | 91 | 0 | 23.7 | | | | | | | | | | | | | | | | | | | | | | |
| 320A Queens Quay – York Mills Stn | 23.99 | | | | | | | | | | | | | | | | | | | | | LF | 16 | 4' 00" | 64 | 0 | 22.5 | | | | | | | | | | | | | | |
| | | | | | | | | | | | | | | | | | | | | 6 | 15' 00" | 6 | 15' 00" | 17 | 4' 00" | Every 3rd bus operates as a 320 to Steeles | | | | | | | | | | | | | | | |



SERVICE SUMMARY

March 27 to May 7, 2011

| Route | RT dist (km) and date of last change | No. of Veh | Service interval | Run time (min) | Term time (min) | Avg spd (km/h) | No. of Veh | Service interval | Run time (min) | Term time (min) | Avg spd (km/h) | No. of Veh | Service interval | Run time (min) | Term time (min) | Avg spd (km/h) | No. of Veh | Service interval | Run time (min) | Term time (min) | Avg spd (km/h) | No. of Veh | Service interval | Run time (min) | Term time (min) | Avg spd (km/h) | First dep NB or WB | First dep SB or EB | Last dep NB or WB | Last dep SB or EB |
|-------|--------------------------------------|------------|------------------|----------------|-----------------|----------------|------------|------------------|----------------|-----------------|----------------|------------|------------------|----------------|-----------------|----------------|------------|------------------|----------------|-----------------|----------------|------------|------------------|----------------|-----------------|----------------|--------------------|--------------------|-------------------|-------------------|
|-------|--------------------------------------|------------|------------------|----------------|-----------------|----------------|------------|------------------|----------------|-----------------|----------------|------------|------------------|----------------|-----------------|----------------|------------|------------------|----------------|-----------------|----------------|------------|------------------|----------------|-----------------|----------------|--------------------|--------------------|-------------------|-------------------|

STREETCAR SERVICES

| 511 BATHURST | | Monday-Friday morning peak period | | Monday-Friday midday | | Monday-Friday afternoon peak period | | Monday-Friday early evening | | Monday-Friday late evening | | 520a | 520a | 130a | 130a | | | | | | | | | | | | | | | | | | | | |
|-------------------------------|------|-----------------------------------|----|----------------------|----|-------------------------------------|------|-----------------------------|----|----------------------------|------|------|------|----------|------|----------|------|-----|------|-----------|----|----------|------|-----|------|-----------|----|-----------|------|---|------|--|--|--|--|
| 511 Bathurst Stn – Exhibition | 9.41 | CLR | 10 | 5 ' 00 " | 46 | 4 | 12.3 | CLR | 10 | 5 ' 00 " | 48 | 2 | 11.8 | CLR | 10 | 5 ' 30 " | 48 | 7 | 11.8 | CLR | 6 | 7 ' 30 " | 44 | 1 | 12.8 | CLR | 4 | 10 ' 00 " | 40 | 0 | 14.1 | | | | |
| Saturday | | Saturday early morning | | Saturday morning | | Saturday afternoon | | Saturday early evening | | Saturday late evening | | 523a | 501a | 132a | 128a | | | | | | | | | | | | | | | | | | | | |
| 511 Bathurst Stn – Exhibition | 9.41 | CLR | 7 | 6 ' 00 " | 42 | 0 | 13.4 | CLR | 8 | 6 ' 15 " | 46 | 4 | 12.3 | CLR | 8 | 6 ' 15 " | 46 | 4 | 12.3 | CLR | 7 | 7 ' 00 " | 43 | 6 | 13.1 | CLR | 5 | 8 ' 00 " | 40 | 0 | 14.1 | | | | |
| Sunday | | Sunday morning | | Sunday afternoon | | Sunday early evening | | Sunday late evening | | 850a | 828a | 130a | 130a | | | | | | | | | | | | | | | | | | | | | | |
| 511 Bathurst Stn – Exhibition | 9.41 | | | | | CLR | 5 | 9 ' 30 " | 45 | 3 | 12.5 | CLR | 6 | 8 ' 20 " | 45 | 5 | 12.5 | CLR | 4 | 10 ' 00 " | 40 | 0 | 14.1 | CLR | 4 | 10 ' 00 " | 40 | 0 | 14.1 | | | | | | |

Overnight service on Bathurst Street provided by 310 BATHURST

| 506 CARLTON | | Monday-Friday morning peak period | | Monday-Friday midday | | Monday-Friday afternoon peak period | | Monday-Friday early evening | | Monday-Friday late evening | | 530a | 515a | 1207a | 100a | | | | | | | | | | | | | | | | | | | | |
|---------------------------------|-------|-----------------------------------|----|----------------------|-----|-------------------------------------|------|-----------------------------|----|----------------------------|-----|------|------|-------|-------|----------|-----|---|------|-----|----|-----------|-----|---|------|-----|----|-----------|-----|---|------|--|--|--|--|
| 506 High Park – Main Street Stn | 29.63 | CLR | 32 | 3 ' 45 " | 117 | 3 | 15.2 | CLR | 24 | 5 ' 00 " | 120 | 0 | 14.8 | CLR | 27 | 4 ' 40 " | 123 | 3 | 14.5 | CLR | 15 | 8 ' 00 " | 117 | 3 | 15.2 | CLR | 11 | 10 ' 00 " | 106 | 4 | 16.8 | | | | |
| Saturday | | Saturday early morning | | Saturday morning | | Saturday afternoon | | Saturday early evening | | Saturday late evening | | 543a | 518a | 1207a | 100a | | | | | | | | | | | | | | | | | | | | |
| 506 High Park – Main Street Stn | 29.63 | CLR | 14 | 7 ' 09 " | 100 | 0 | 17.8 | CLR | 18 | 6 ' 15 " | 110 | 3 | 16.2 | CLR | 21 | 6 ' 00 " | 123 | 3 | 14.5 | CLR | 13 | 8 ' 30 " | 110 | 0 | 16.1 | CLR | 11 | 10 ' 00 " | 106 | 4 | 16.8 | | | | |
| Sunday | | Sunday early morning | | Sunday morning | | Sunday afternoon | | Sunday early evening | | Sunday late evening | | 530a | 533a | 1207a | 1256a | | | | | | | | | | | | | | | | | | | | |
| 506 High Park – Main Street Stn | 29.63 | CLR | 9 | 10 ' 00 " | 90 | 0 | 19.8 | CLR | 14 | 7 ' 00 " | 95 | 3 | 18.7 | CLR | 18 | 6 ' 30 " | 115 | 2 | 15.5 | CLR | 10 | 11 ' 00 " | 110 | 0 | 16.2 | CLR | 9 | 11 ' 00 " | 99 | 0 | 18.0 | | | | |

| 306 CARLTON | | Monday-Friday overnight | | Saturday overnight | | Sunday overnight | | | | | | | | | | | | | |
|---------------------------------------|-------|-------------------------|---|--------------------|----|------------------|------|-----|---|-----------|----|---|------|-----|---|-----------|----|---|------|
| 306 Dundas West Stn – Main Street Stn | 29.63 | CLR | 3 | 30 ' 00 " | 90 | 0 | 19.8 | CLR | 3 | 30 ' 00 " | 90 | 0 | 19.8 | CLR | 3 | 30 ' 00 " | 90 | 0 | 19.8 |

| 502 DOWNTOWNER and 503 KINGSTON RD | | Monday-Friday morning peak period | | Monday-Friday midday | | Monday-Friday afternoon peak period | | 521a | 603a | 545p | 630p | | | | | | | | | | | | |
|---|-------|-----------------------------------|----|----------------------|----|-------------------------------------|------|------|-----------|-----------|------|-----------|------|-----|----------|-----------|----|---|------|--|--|--|--|
| 502 McCaul – Victoria Park | 18.76 | CLR | 7 | 12 ' 00 " | 84 | 0 | 13.4 | CLR | 4 | 20 ' 00 " | 80 | 0 | 14.1 | CLR | 6 | 15 ' 00 " | 84 | 6 | 13.4 | | | | |
| 503 York – Victoria Park | 17.94 | CLR | 6 | 12 ' 00 " | 72 | 0 | 15.0 | | | CLR | 5 | 15 ' 00 " | 72 | 3 | 15.0 | | | | | | | | |
| Combined/Average | | | 13 | 6 ' 00 " | | | | 4 | 20 ' 00 " | | | | | 11 | 7 ' 30 " | | | | | | | | |

Evening and weekend service on Kingston Road provided by 22 COXWELL.

Overnight service on Kingston Road provided by 322 COXWELL.



TORONTO TRANSIT COMMISSION

SERVICE SUMMARY

March 27 to May 7, 2011

| Route | RT dist (km) and date of last change | No. of | | | | | Run time | | | | | Term | | | | | Avg spd | | | | | No. of | Run time (min) | Term (min) | Avg spd (km/h) | No. of | Run time (min) | Term (min) | Avg spd (km/h) | No. of | Run time (min) | Term (min) | Avg spd (km/h) | No. of | Run time (min) | Term (min) | Avg spd (km/h) | First dep NB or WB | First dep SB or EB | Last dep NB or WB | Last dep SB or EB |
|---|--------------------------------------|---|-----|------------------|-------|-------|-------------------------------------|----------|-----|------------------|-------|-------------------------------------|--------|----------|-----|------------------|-----------------------------|-------|--------|----------|-----|----------------------------|----------------|------------|----------------|--------|----------------|------------|----------------|--------|----------------|------------|----------------|--------|----------------|------------|----------------|--------------------|--------------------|-------------------|-------------------|
| | | Veh type | Veh | Service interval | (min) | (min) | (km/h) | Veh type | Veh | Service interval | (min) | (min) | (km/h) | Veh type | Veh | Service interval | (min) | (min) | (km/h) | Veh type | Veh | | | | | | | | | | | | | | | | | | | | |
| 505 DUNDAS | Ron/Rus | City of Toronto sidewalk reconstruction resumes. Streetcars diverted to operate via College between Lansdowne and Spadina Avenue. Bus replacement between Dundas West Stn. and McCaul to be operated at the Divisional level. | | | | | | | | | | | | | | | | | | | | | | | | | | | | | | | | | | | | | | | |
| Monday to Friday | 28-Mar-11 | Monday-Friday morning peak period | | | | | Monday-Friday midday | | | | | Monday-Friday afternoon peak period | | | | | Monday-Friday early evening | | | | | Monday-Friday late evening | | | | | | | | | | | | | | | | | | | |
| 505 Dundas West Stn – Broadview Stn | 23.87 | CLRV | 19 | 5 ' 30 " | 102 | 3 | 14.0 | CLRV | 20 | 5 ' 30 " | 106 | 4 | 13.5 | CLRV | 20 | 5 ' 40 " | 110 | 4 | 13.1 | CLRV | 12 | 8 ' 00 " | 91 | 5 | 15.7 | CLRV | 7 | 14 ' 00 " | 86 | 12 | 16.7 | 520a | 520a | 1252a | 1245a | | | | | | |
| Saturday | 02-Apr-11 | Saturday early morning | | | | | Saturday morning | | | | | Saturday afternoon | | | | | Saturday early evening | | | | | Saturday late evening | | | | | | | | | | | | | | | | | | | |
| 505 Dundas West Stn – Broadview Stn | 23.87 | CLRV | 10 | 10 ' 00 " | 92 | 8 | 15.6 | CLRV | 19 | 6 ' 00 " | 112 | 2 | 12.8 | CLRV | 25 | 4 ' 45 " | 115 | 4 | 12.5 | CLRV | 9 | 12 ' 00 " | 99 | 9 | 14.5 | CLRV | 7 | 14 ' 00 " | 86 | 12 | 16.7 | 527a | 536a | 1252a | 1251a | | | | | | |
| Sunday | 27-Mar-11 | Sunday early morning | | | | | Sunday morning | | | | | Sunday afternoon | | | | | Sunday early evening | | | | | Sunday late evening | | | | | | | | | | | | | | | | | | | |
| 505 Dundas West Stn – Broadview Stn | 23.87 | CLRV | 5 | 20 ' 00 " | 88 | 12 | 16.3 | CLRV | 13 | 8 ' 00 " | 100 | 4 | 14.3 | CLRV | 19 | 5 ' 40 " | 104 | 4 | 13.8 | CLRV | 9 | 12 ' 00 " | 99 | 9 | 14.5 | CLRV | 7 | 14 ' 00 " | 86 | 12 | 16.7 | 535a | 530a | 1247a | 1249a | | | | | | |
| 509 HARBOURFRONT | Ron | | | | | | | | | | | | | | | | | | | | | | | | | | | | | | | | | | | | | | | | |
| Monday to Friday | 03-Jan-11 | Monday-Friday morning peak period | | | | | Monday-Friday midday | | | | | Monday-Friday afternoon peak period | | | | | Monday-Friday early evening | | | | | Monday-Friday late evening | | | | | | | | | | | | | | | | | | | |
| 509 Exhibition – Union Station | 9.30 | CLRV | 6 | 6 ' 00 " | 34 | 2 | 16.4 | CLRV | 5 | 7 ' 15 " | 32 | 4 | 17.4 | CLRV | 7 | 5 ' 30 " | 34 | 5 | 16.4 | CLRV | 5 | 7 ' 15 " | 32 | 5 | 17.6 | CLRV | 3 | 10 ' 00 " | 30 | 0 | 18.6 | 603a | 548a | 115a | 100a | | | | | | |
| Saturday | 11-Sep-10 | Saturday early morning | | | | | Saturday morning | | | | | Saturday afternoon | | | | | Saturday early evening | | | | | Saturday late evening | | | | | | | | | | | | | | | | | | | |
| 509 Exhibition – Union Station | 9.30 | CLRV | 2 | 17 ' 00 " | 32 | 2 | 17.4 | CLRV | 4 | 9 ' 00 " | 32 | 4 | 17.4 | CLRV | 4 | 10 ' 00 " | 34 | 6 | 16.4 | CLRV | 3 | 12 ' 00 " | 32 | 4 | 17.4 | CLRV | 2 | 15 ' 00 " | 30 | 0 | 18.6 | 610a | 555a | 115a | 100a | | | | | | |
| Sunday | 05-Sep-10 | Sunday morning | | | | | Sunday afternoon | | | | | Sunday early evening | | | | | Sunday late evening | | | | | | | | | | | | | | | | | | | | | | | | |
| 509 Exhibition – Union Station | 9.30 | | | | | | | CLRV | 3 | 12 ' 00 " | 32 | 4 | 17.4 | CLRV | 4 | 10 ' 00 " | 34 | 6 | 16.4 | CLRV | 2 | 17 ' 00 " | 32 | 2 | 17.4 | CLRV | 2 | 15 ' 00 " | 30 | 0 | 18.6 | 901a | 845a | 115a | 100a | | | | | | |
| 504 KING | Ron/Rus/ Osy | Temporary routing change - City of Toronto gas main replacement on Roncesvalles Avenue between Dundas St. and Queen St.. | | | | | | | | | | | | | | | | | | | | | | | | | | | | | | | | | | | | | | | |
| Monday to Friday | 28-Mar-11 | Monday-Friday morning peak period | | | | | Monday-Friday midday | | | | | Monday-Friday afternoon peak period | | | | | Monday-Friday early evening | | | | | Monday-Friday late evening | | | | | | | | | | | | | | | | | | | |
| 504 Roncesvalles & Queen–Broadview Stn | 22.30 | CLRV | 25 | 4 ' 00 " | 98 | 2 | 13.7 | CLRV | 23 | 4 ' 15 " | 94 | 4 | 14.2 | CLRV | 34 | 3 ' 20 " | 108 | 6 | 12.4 | CLRV | 17 | 5 ' 30 " | 89 | 5 | 15.0 | CLRV | 12 | 7 ' 00 " | 82 | 2 | 16.3 | 500a | 506a | 205a | 215a | | | | | | |
| 504 Roncesvalles & Queen–Broadview Stn | 22.30 | ALRV | 7 | trips | | | | | | | | | | | | | | | | | | | | | | | | | | | | | | | | | | | | | |
| 504 Roncesvalles & Queen–Broadview Stn | 22.30 | CLRV | 9 | trips | | | | | | | | | | | | | | | | | | | | | | | | | | | | | | | | | | | | | |
| Combined/Average | | | 41 | | | | | | | | | | | | | | | | | | | | | | | | | | | | | | | | | | | | | | |
| 504 Dundas West Stn – Roncesvalles & Queen | 5.64 | HF | 8 | 3 ' 45 " | 30 | 0 | 11.3 | HF | 6 | 5 ' 00 " | 30 | 0 | 11.3 | HF | 9 | 3 ' 20 " | 28 | 2 | 12.1 | HF | 5 | 5 ' 30 " | 24 | 4 | 14.1 | HF | 4 | 7 ' 00 " | 24 | 4 | 14.1 | 500a | 457a | 238a | 247a | | | | | | |
| See also 508 LAKE SHORE | | | | | | | | | | | | | | | | | | | | | | | | | | | | | | | | | | | | | | | | | |
| Saturday | 02-Apr-11 | Saturday early morning | | | | | Saturday morning | | | | | Saturday afternoon | | | | | Saturday early evening | | | | | Saturday late evening | | | | | | | | | | | | | | | | | | | |
| 504 Roncesvalles & Queen–Broadview Stn | 22.30 | CLRV | 9 | 10 ' 00 " | 87 | 3 | 15.4 | CLRV | 11 | 8 ' 20 " | 91 | 1 | 14.7 | CLRV | 15 | 6 ' 15 " | 91 | 3 | 14.7 | CLRV | 10 | 8 ' 00 " | 80 | 0 | 16.7 | CLRV | 9 | 9 ' 00 " | 78 | 3 | 17.2 | 500a | 459a | 230a | 259a | | | | | | |
| 504 Dundas West Stn – Roncesvalles & Queen | 5.64 | HF | 3 | 10 ' 00 " | 24 | 6 | 14.1 | HF | 3 | 10 ' 00 " | 30 | 0 | 11.3 | HF | 5 | 6 ' 15 " | 30 | 2 | 11.4 | HF | 3 | 10 ' 00 " | 28 | 2 | 12.1 | HF | 3 | 9 ' 00 " | 24 | 3 | 14.1 | 441a | 450a | 304a | 313a | | | | | | |
| Sunday | 27-Mar-11 | Sunday early morning | | | | | Sunday morning | | | | | Sunday afternoon | | | | | Sunday early evening | | | | | Sunday late evening | | | | | | | | | | | | | | | | | | | |
| 504 Roncesvalles & Queen–Broadview Stn | 22.30 | CLRV | 6 | 15 ' 00 " | 82 | 8 | 16.3 | CLRV | 13 | 7 ' 00 " | 88 | 3 | 15.2 | CLRV | 15 | 6 ' 15 " | 89 | 5 | 15.0 | CLRV | 9 | 9 ' 00 " | 80 | 1 | 16.7 | CLRV | 8 | 10 ' 00 " | 79 | 1 | 16.9 | 520a | 528a | 220a | 229a | | | | | | |
| 504 Dundas West Stn – Roncesvalles & Queen | 5.64 | HF | 2 | 15 ' 00 " | 24 | 6 | 14.1 | HF | 5 | 7 ' 00 " | 30 | 5 | 11.3 | HF | 5 | 6 ' 15 " | 30 | 2 | 11.4 | HF | 3 | 9 ' 00 " | 23 | 4 | 14.7 | HF | 3 | 10 ' 00 " | 24 | 6 | 14.1 | 526a | 511a | 254a | 239a | | | | | | |
| Overnight service on Roncesvalles Avenue provided by 313 JANE and overnight service on Broadview Avenue provided by 303 DON MILLS | | | | | | | | | | | | | | | | | | | | | | | | | | | | | | | | | | | | | | | | | |
| 503 KINGSTON RD | Rus | | | | | | | | | | | | | | | | | | | | | | | | | | | | | | | | | | | | | | | | |
| 503 York – Victoria Park | | See 502 DOWNTOWNER | | | | | | | | | | | | | | | | | | | | | | | | | | | | | | | | | | | | | | | |
| 508 LAKE SHORE | Ron | | | | | | | | | | | | | | | | | | | | | | | | | | | | | | | | | | | | | | | | |
| Monday to Friday | 28-Mar-11 | Monday-Friday morning peak period | | | | | Monday-Friday afternoon peak period | | | | | | | | | | | | | | | | | | | | | | | | | | | | | | | | | | |
| 508 Long Branch – Parliament | 18.80 | CLRV | 3 | Three EB trips | | | | | | | | | | | | | | | | | | | | | | | | | | | | | | | | | | | | | |
| 508 Church – Long Branch | 17.40 | | | | | | | CLRV | 4 | Four WB trips | | | | | | | | | | | | | | | | | | | | | | | | | | | | | | | |



TORONTO TRANSIT COMMISSION

SERVICE SUMMARY

March 27 to May 7, 2011

| Route | RT dist (km) and date of last change | No. of | | | | | Run time | | | | | Term time | | | | | Avg spd | | | | | No. of | Run time (min) | Term time (min) | Avg spd (km/h) | No. of | Run time (min) | Term time (min) | Avg spd (km/h) | No. of | Run time (min) | Term time (min) | Avg spd (km/h) | No. of | Run time (min) | Term time (min) | Avg spd (km/h) | First dep NB or WB | First dep SB or EB | Last dep NB or WB | Last dep SB or EB |
|---------------------------------|--------------------------------------|-----------------------------------|-----|------------------|-------|-------|----------|----------|-----|------------------|-------|----------------------|--------|----------|-----|------------------|-------------------------------------|-------|--------|----------|-----|-----------------------------|----------------|-----------------|----------------|--------|----------------------------|-----------------|----------------|--------|----------------|-----------------|----------------|--------|----------------|-----------------|----------------|--------------------|--------------------|-------------------|-------------------|
| | | Veh type | Veh | Service interval | (min) | (min) | (km/h) | Veh type | Veh | Service interval | (min) | (min) | (km/h) | Veh type | Veh | Service interval | (min) | (min) | (km/h) | Veh type | Veh | | | | | | | | | | | | | | | | | | | | |
| 501 QUEEN | Ron/Rus | | | | | | | | | | | | | | | | | | | | | | | | | | | | | | | | | | | | | | | | |
| Monday to Friday | 03-Jan-11 | Monday-Friday morning peak period | | | | | | | | | | Monday-Friday midday | | | | | Monday-Friday afternoon peak period | | | | | Monday-Friday early evening | | | | | Monday-Friday late evening | | | | | | | | | | | | | | |
| 501 Long Branch – Neville Park | 48.86 | ALRV | 18 | 10' 20" | 180 | 6 | 16.3 | ALRV | 18 | 11' 00" | 185 | 13 | 15.8 | ALRV | 18 | 11' 20" | 190 | 14 | 15.4 | ALRV | 16 | 12' 00" | 185 | 7 | 15.8 | ALRV | 8 | 20' 00" | 160 | 0 | 18.3 | 510a | 523a | 1245a | 1245a | | | | | | |
| 501 Humber – Neville Park | 33.31 | ALRV | 13 | 10' 20" | 130 | 5 | 15.4 | ALRV | 13 | 11' 00" | 136 | 7 | 14.7 | ALRV | 13 | 11' 20" | 138 | 10 | 14.5 | ALRV | 12 | 12' 00" | 136 | 8 | 14.7 | ALRV | 6 | 20' 00" | 116 | 4 | 17.2 | 457a | 500a | 1255a | 1257a | | | | | | |
| Combined/Average | | | 31 | 5' 10" | | | | | 31 | 5' 30" | | | | | 31 | 5' 40" | | | | | 28 | 6' 00" | | | | | 14 | 10' 00" | | | | | | | | | | | | | |
| Saturday | 27-Nov-10 | Saturday early morning | | | | | | | | | | Saturday morning | | | | | Saturday afternoon | | | | | Saturday early evening | | | | | Saturday late evening | | | | | | | | | | | | | | |
| 501 Long Branch – Neville Park | 48.86 | ALRV | 11 | 15' 00" | 155 | 10 | 18.9 | ALRV | 15 | 12' 30" | 176 | 12 | 16.7 | ALRV | 23 | 8' 40" | 188 | 12 | 15.6 | ALRV | 14 | 13' 00" | 170 | 12 | 17.2 | ALRV | 9.5 | 18' 00" | 160 | 11 | 18.3 | 457a | 526a | 1248a | 1229a | | | | | | |
| 501 Humber – Neville Park | 33.31 | ALRV | 8 | 15' 00" | 110 | 10 | 18.2 | ALRV | 11 | 12' 30" | 126 | 11 | 15.8 | ALRV | 17 | 8' 40" | 136 | 12 | 14.7 | ALRV | 10 | 13' 00" | 122 | 8 | 16.4 | ALRV | 6.5 | 18' 00" | 115 | 2 | 17.4 | 521a | 500a | 1257a | 100a | | | | | | |
| Combined/Average | | | 19 | 7' 30" | | | | | 26 | 6' 15" | | | | | 40 | 4' 20" | | | | | 24 | 6' 30" | | | | | 16 | 9' 00" | | | | | | | | | | | | | |
| Sunday | 21-Nov-10 | Sunday early morning | | | | | | | | | | Sunday morning | | | | | Sunday afternoon | | | | | Sunday early evening | | | | | Sunday late evening | | | | | | | | | | | | | | |
| 501 Long Branch – Neville Park | 48.86 | ALRV | 8 | 20' 00" | 156 | 4 | 18.8 | ALRV | 11 | 16' 00" | 166 | 10 | 17.7 | ALRV | 17 | 11' 00" | 174 | 13 | 16.8 | ALRV | 10 | 18' 00" | 170 | 10 | 17.2 | ALRV | 9 | 19' 00" | 158 | 13 | 18.6 | 457a | 526a | 1242a | 1239a | | | | | | |
| 501 Humber – Neville Park | 33.31 | ALRV | 6 | 20' 00" | 110 | 10 | 18.2 | ALRV | 8 | 16' 00" | 120 | 8 | 16.7 | ALRV | 12 | 11' 00" | 126 | 6 | 15.9 | ALRV | 7 | 18' 00" | 122 | 4 | 16.4 | ALRV | 6 | 19' 00" | 112 | 2 | 17.8 | 525a | 505a | 1251a | 1252a | | | | | | |
| Combined/Average | | | 14 | 10' 00" | | | | | 19 | 8' 00" | | | | | 29 | 5' 30" | | | | | 17 | 9' 00" | | | | | 15 | 9' 30" | | | | | | | | | | | | | |
| 301 QUEEN | Ron/Rus | | | | | | | | | | | | | | | | | | | | | | | | | | | | | | | | | | | | | | | | |
| Overnight | 21-Nov-10 | Monday-Friday overnight | | | | | | | | | | Saturday overnight | | | | | Sunday overnight | | | | | | | | | | | | | | | | | | | | | | | | |
| 501 Long Branch – Neville Park | 48.86 | ALRV | 5 | 30' 00" | 140 | 10 | 20.9 | ALRV | 5 | 30' 00" | 140 | 10 | 20.9 | ALRV | 5 | 30' 00" | 140 | 10 | 20.9 | | | | | | | | | | | | | | | | | | | | | | |
| 512 ST CLAIR | Ron | | | | | | | | | | | | | | | | | | | | | | | | | | | | | | | | | | | | | | | | |
| Monday to Friday | 12-Oct-10 | Monday-Friday morning peak period | | | | | | | | | | Monday-Friday midday | | | | | Monday-Friday afternoon peak period | | | | | Monday-Friday early evening | | | | | Monday-Friday late evening | | | | | | | | | | | | | | |
| 512 Keele – St Clair Stn | 13.99 | CLRV | 22 | 2' 55" | 56 | 9 | 15.1 | CLRV | 11 | 6' 00" | 56 | 10 | 15.0 | CLRV | 19 | 3' 30" | 58 | 9 | 14.5 | CLRV | 10 | 6' 00" | 56 | 4 | 15.0 | CLRV | 6 | 9' 00" | 52 | 2 | 16.1 | 510a | 500a | 200a | 150a | | | | | | |
| Saturday | 08-Jan-11 | Saturday early morning | | | | | | | | | | Saturday morning | | | | | Saturday afternoon | | | | | Saturday early evening | | | | | Saturday late evening | | | | | | | | | | | | | | |
| 512 Keele – St Clair Stn | 13.99 | CLRV | 6 | 8' 40" | 50 | 2 | 16.8 | CLRV | 13 | 4' 40" | 56 | 5 | 15.0 | CLRV | 16 | 4' 00" | 58 | 6 | 14.5 | CLRV | 8 | 7' 00" | 54 | 2 | 15.5 | CLRV | 6 | 9' 00" | 52 | 2 | 16.1 | 511a | 500a | 201a | 150a | | | | | | |
| Sunday | 02-Jan-11 | Sunday early morning | | | | | | | | | | Sunday morning | | | | | Sunday afternoon | | | | | Sunday early evening | | | | | Sunday late evening | | | | | | | | | | | | | | |
| 512 Keele – St Clair Stn | 13.99 | CLRV | 5 | 10' 00" | 48 | 2 | 17.5 | CLRV | 8 | 7' 30" | 56 | 4 | 15.0 | CLRV | 12 | 5' 15" | 58 | 5 | 14.5 | CLRV | 7 | 8' 00" | 54 | 2 | 15.5 | CLRV | 6 | 9' 00" | 52 | 2 | 16.1 | 520a | 457a | 201a | 151a | | | | | | |
| 312 ST CLAIR & | Arw | | | | | | | | | | | | | | | | | | | | | | | | | | | | | | | | | | | | | | | | |
| Overnight, 7 days a week | 20-Jun-10 | Monday-Friday overnight | | | | | | | | | | Saturday overnight | | | | | Sunday overnight | | | | | | | | | | | | | | | | | | | | | | | | |
| 312 Jane Stn – St Clair Stn | 21.71 | LF | 2 | 30' 00" | 60 | 0 | 21.7 | LF | 2 | 30' 00" | 60 | 0 | 21.7 | LF | 2 | 30' 00" | 60 | 0 | 21.7 | | | | | | | | | | | | | | | | | | | | | | |



TORONTO TRANSIT COMMISSION

SERVICE SUMMARY

March 27 to May 7, 2011

| Route | RT dist (km) and date of last change | No. of | | | | | Run time | | | | | Term time | | | | | Avg spd | | | | | No. of | Service interval | Run time (min) | Term time (min) | Avg spd (km/h) | First dep NB or WB | First dep SB or EB | Last dep NB or WB | Last dep SB or EB | | | | | | | | | |
|-------------------------------|--------------------------------------|---|-------------------------------------|------------------|-------|-------|-----------------------------|----------|-------------------------------------|------------------|-------|--|--------|-------------------------|-------------------------------------|------------------|------------------------------------|-------|--------|----------|-------------------------------------|-----------------------------------|------------------|----------------|-----------------|----------------|--------------------|--------------------|-------------------|-------------------|------------------|-------|-------|--------|------|--|--|--|--|
| | | Veh type | Veh | Service interval | (min) | (min) | (km/h) | Veh type | Veh | Service interval | (min) | (min) | (km/h) | Veh type | Veh | Service interval | (min) | (min) | (km/h) | Veh type | Veh | | | | | | | | | | Service interval | (min) | (min) | (km/h) | | | | | |
| 510 SPADINA | Rus | | | | | | | | | | | | | | | | | | | | | | | | | | | | | | | | | | | | | | |
| Monday to Friday | 07-Sep-10 | Monday-Friday morning peak period | | | | | Monday-Friday midday | | | | | Monday-Friday afternoon peak period | | | | | Monday-Friday early evening | | | | | Monday-Friday late evening | | | | | | | | | | | | | | | | | |
| 510 Spadina Stn – Queens Quay | 8.06 | Operates earlier and later trips to Queens Quay and Spadina | | | | | | | | | | | | | | | | | | | | | | | | | | | | | | | | | | | | | |
| 510 Spadina Stn – Union Stn | 12.33 | CLR | 7 | 7' 30" | 50 | 2 | 14.1 | CLR | 9 | 5' 40" | 51 | 0 | 14.5 | CLR | 9 | 6' 00" | 54 | 0 | 13.7 | CLR | 9 | 6' 00" | 54 | 0 | 13.7 | CLR | 8 | 6' 00" | 45 | 3 | 15.4 | 515a | 500a | 616a | 600a | | | | |
| 510 Spadina Stn – King | 6.31 | CLR | 8 | 3' 45" | 28 | 2 | 12.6 | CLR | 12 | 2' 50" | 28 | 6 | 11.1 | CLR | 12 | 3' 00" | 31 | 5 | 10.5 | CLR | 12 | 3' 00" | 31 | 5 | 10.5 | CLR | 8 | 6' 00" | 45 | 3 | 15.4 | 145a | 130a | 230a | 215a | | | | |
| Combined/Average | | | 15 | 2' 30" | | | | | 21 | 1' 53" | | | | | 21 | 2' 00" | | | | | 21 | 2' 00" | | | | 8 | 6' 00" | | | | | 600a | 615a | 145a | 120a | | | | |
| | | | Every 3rd car operates to Union Stn | | | | | | Every 3rd car operates to Union Stn | | | | | | Every 3rd car operates to Union Stn | | | | | | Every 3rd car operates to Union Stn | | | | | | | | | | | | | | | | | | |
| Saturday | 11-Sep-10 | Saturday early morning | | | | | Saturday morning | | | | | Saturday afternoon | | | | | Saturday early evening | | | | | Saturday late evening | | | | | | | | | | | | | | | | | |
| 510 Spadina Stn – Queens Quay | 8.06 | Operates earlier and later trips to Queens Quay and Spadina | | | | | | | | | | | | | | | | | | | | | | | | | | | | | | | | | | | | | |
| 510 Spadina Stn – Union Stn | 12.33 | CLR | 7 | 6' 17" | 44 | 0 | 16.8 | CLR | 11 | 5' 00" | 52 | 3 | 13.5 | CLR | 9 | 6' 00" | 54 | 0 | 13.7 | CLR | 10 | 5' 00" | 50 | 0 | 14.8 | CLR | 8 | 6' 00" | 44 | 4 | 15.4 | 515a | 500a | 600a | 530a | | | | |
| 510 Spadina Stn – King | 6.31 | | | | | | | CLR | 6 | 5' 00" | 27 | 3 | 12.6 | CLR | 12 | 3' 00" | 33 | 3 | 10.5 | CLR | 6 | 5' 00" | 28 | 2 | 12.6 | CLR | 8 | 6' 00" | 44 | 4 | 15.4 | 145a | 130a | 230a | 215a | | | | |
| Combined/Average | | | 7 | 6' 17" | | | | | 17 | 2' 30" | | | | | 21 | 2' 00" | | | | | 16 | 2' 30" | | | | 8 | 6' 00" | | | | | 615a | 600a | 145a | 120a | | | | |
| | | | Every 3rd car operates to Union Stn | | | | | | Every 3rd car operates to Union Stn | | | | | | Every 3rd car operates to Union Stn | | | | | | Every 3rd car operates to Union Stn | | | | | | | | | | | | | | | | | | |
| Sunday | 05-Sep-10 | Sunday early morning | | | | | Sunday morning | | | | | Sunday afternoon | | | | | Sunday early evening | | | | | Sunday late evening | | | | | | | | | | | | | | | | | |
| 510 Spadina Stn – Queens Quay | 8.06 | Operates earlier and later trips to Queens Quay and Spadina | | | | | | | | | | | | | | | | | | | | | | | | | | | | | | | | | | | | | |
| 510 Spadina Stn – Union Stn | 12.33 | CLR | 3 | 15' 00" | 44 | 1 | 16.4 | CLR | 8 | 6' 30" | 50 | 2 | 14.2 | CLR | 8 | 6' 30" | 50 | 2 | 14.2 | CLR | 8 | 6' 00" | 44 | 4 | 15.4 | CLR | 8 | 6' 00" | 44 | 4 | 15.4 | 515a | 500a | 600a | 530a | | | | |
| 510 Spadina Stn – King | 6.31 | | | | | | | CLR | 10 | 3' 15" | 30 | 3 | 11.6 | CLR | 10 | 3' 15" | 30 | 3 | 11.6 | CLR | 8 | 6' 00" | 44 | 4 | 15.4 | CLR | 8 | 6' 00" | 44 | 4 | 15.4 | 145a | 130a | 230a | 215a | | | | |
| Combined/Average | | | 3 | 15' 00" | | | | | 18 | 2' 10" | | | | | 18 | 2' 10" | | | | | 8 | 6' 00" | | | | 8 | 6' 00" | | | | | 610a | 545a | 145a | 120a | | | | |
| | | | Every 3rd car operates to Union Stn | | | | | | Every 3rd car operates to Union Stn | | | | | | Every 3rd car operates to Union Stn | | | | | | Every 3rd car operates to Union Stn | | | | | | | | | | | | | | | | | | |
| 535 STANDBY CARS | Ron/Rus | | | | | | | | | | | | | | | | | | | | | | | | | | | | | | | | | | | | | | |
| Monday to Friday | 07-Sep-10 | | | | | | | | | | | Monday-Friday afternoon peak period | | | | | Monday-Friday early evening | | | | | | | | | | | | | | | | | | | | | | |
| Standby cars | | | | | | | | | | | | CLR | 2 | Russell carhouse | | | | | CLR | 2 | Roncesvalles carhouse | | | | | | | | | | | | | | | | | | |



TORONTO TRANSIT COMMISSION

SERVICE SUMMARY

March 27 to May 7, 2011

| Route | RT dist (km) and date of last change | No. of | | | | | Run time (min) | Term time (min) | Avg spd (km/h) | No. of | | | | | Run time (min) | Term time (min) | Avg spd (km/h) | No. of | | | | | Run time (min) | Term time (min) | Avg spd (km/h) | No. of | Run time (min) | Term time (min) | Avg spd (km/h) | No. of | Run time (min) | Term time (min) | Avg spd (km/h) | First dep NB or WB | First dep SB or EB | Last dep NB or WB | Last dep SB or EB | | | | | | | | | | |
|---------------------------------|--------------------------------------|---|-----|------------------|-------|-------|----------------------|-----------------|----------------|-----------|-----|-------------------------------------|-------|-------|----------------|-----------------|-----------------------------|--------|----------|------|------------------|----------------------------|----------------|-----------------|----------------|--------|----------------|-----------------|----------------|--------|----------------|-----------------|----------------|--------------------|--------------------|-------------------|-------------------|-------|--------|----------|-----|------------------|-------|-------|--------|----------|-----|
| | | Veh type | Veh | Service interval | (min) | (min) | | | | Veh type | Veh | Service interval | (min) | (min) | | | | (km/h) | Veh type | Veh | Service interval | (min) | | | | | | | | | | | | | | | | (min) | (km/h) | Veh type | Veh | Service interval | (min) | (min) | (km/h) | Veh type | Veh |
| 61 AVENUE RD NORTH & | Wtl | | | | | | | | | | | | | | | | | | | | | | | | | | | | | | | | | | | | | | | | | | | | | | |
| Monday to Friday | 07-Sep-10 | Monday-Friday morning peak period | | | | | Monday-Friday midday | | | | | Monday-Friday afternoon peak period | | | | | Monday-Friday early evening | | | | | Monday-Friday late evening | | | | | | | | | | | | | | | | | | | | | | | | | |
| 61A Eglinton Stn – Highway 401 | 10.85 | LF | 4 | 12 ' 00 " | 44 | 4 | 14.8 | LF | 3 | 15 ' 00 " | 40 | 5 | 16.3 | LF | 4 | 12 ' 00 " | 44 | 4 | 14.8 | LF | 2 | 20 ' 00 " | 40 | 0 | 16.3 | LF | 1.5 | 30 ' 00 " | 35 | 5 | 18.6 | 552a | 526a | 120a | 107a | | | | | | | | | | | | |
| | | Alternates trips with 51 LESLIE | | | | | | | | | | | | | | | | | | | | | | | | | | | | | | | | | | | | | | | | | | | | | |
| Saturday | 29-Nov-08 | Saturday early morning | | | | | Saturday morning | | | | | Saturday afternoon | | | | | Saturday early evening | | | | | Saturday late evening | | | | | | | | | | | | | | | | | | | | | | | | | |
| 61A Eglinton Stn – Highway 401 | 10.85 | LF | 1.5 | 30 ' 00 " | 35 | 5 | 18.4 | LF | 2 | 20 ' 00 " | 40 | 0 | 16.3 | LF | 2 | 20 ' 00 " | 40 | 0 | 16.3 | LF | 1.5 | 30 ' 00 " | 35 | 5 | 18.6 | LF | 1.5 | 30 ' 00 " | 35 | 5 | 18.6 | 540a | 558a | 100a | 1247a | | | | | | | | | | | | |
| | | Alternates trips with 51 LESLIE | | | | | | | | | | | | | | | | | | | | | | | | | | | | | | | | | | | | | | | | | | | | | |
| Sunday | 23-Nov-08 | Sunday morning | | | | | Sunday afternoon | | | | | Sunday early evening | | | | | Sunday late evening | | | | | | | | | | | | | | | | | | | | | | | | | | | | | | |
| 61A Eglinton Stn – Highway 401 | 10.85 | | | | | | | LF | 2 | 20 ' 00 " | 40 | 0 | 16.3 | LF | 2 | 20 ' 00 " | 40 | 0 | 16.3 | LF | 1.5 | 30 ' 00 " | 35 | 5 | 18.6 | LF | 1.5 | 30 ' 00 " | 35 | 5 | 18.6 | 805a | 748a | 100a | 1247a | | | | | | | | | | | | |
| | | Alternates trips with 51 LESLIE | | | | | | | | | | | | | | | | | | | | | | | | | | | | | | | | | | | | | | | | | | | | | |
| 511 BATHURST | Ron | | | | | | | | | | | | | | | | | | | | | | | | | | | | | | | | | | | | | | | | | | | | | | |
| Monday to Friday | 03-Jan-11 | Monday-Friday morning peak period | | | | | Monday-Friday midday | | | | | Monday-Friday afternoon peak period | | | | | Monday-Friday early evening | | | | | Monday-Friday late evening | | | | | | | | | | | | | | | | | | | | | | | | | |
| 511 Bathurst Stn – Exhibition | 9.41 | CLRV | 10 | 5 ' 00 " | 46 | 4 | 12.3 | CLRV | 10 | 5 ' 00 " | 48 | 2 | 11.8 | CLRV | 10 | 5 ' 30 " | 48 | 7 | 11.8 | CLRV | 6 | 7 ' 30 " | 44 | 1 | 12.8 | CLRV | 4 | 10 ' 00 " | 40 | 0 | 14.1 | 520a | 520a | 130a | 130a | | | | | | | | | | | | |
| Saturday | 11-Sep-10 | Saturday early morning | | | | | Saturday morning | | | | | Saturday afternoon | | | | | Saturday early evening | | | | | Saturday late evening | | | | | | | | | | | | | | | | | | | | | | | | | |
| 511 Bathurst Stn – Exhibition | 9.41 | CLRV | 7 | 6 ' 00 " | 42 | 0 | 13.4 | CLRV | 8 | 6 ' 15 " | 46 | 4 | 12.3 | CLRV | 8 | 6 ' 15 " | 46 | 4 | 12.3 | CLRV | 7 | 7 ' 00 " | 43 | 6 | 13.1 | CLRV | 5 | 8 ' 00 " | 40 | 0 | 14.1 | 523a | 501a | 132a | 128a | | | | | | | | | | | | |
| Sunday | 05-Sep-10 | Sunday morning | | | | | Sunday afternoon | | | | | Sunday early evening | | | | | Sunday late evening | | | | | | | | | | | | | | | | | | | | | | | | | | | | | | |
| 511 Bathurst Stn – Exhibition | 9.41 | | | | | | | CLRV | 5 | 9 ' 30 " | 45 | 3 | 12.5 | CLRV | 6 | 8 ' 20 " | 45 | 5 | 12.5 | CLRV | 4 | 10 ' 00 " | 40 | 0 | 14.1 | CLRV | 4 | 10 ' 00 " | 40 | 0 | 14.1 | 850a | 828a | 130a | 130a | | | | | | | | | | | | |
| | | Overnight service on Bathurst Street provided by 310 BATHURST | | | | | | | | | | | | | | | | | | | | | | | | | | | | | | | | | | | | | | | | | | | | | |
| 7 BATHURST & | Wtl | | | | | | | | | | | | | | | | | | | | | | | | | | | | | | | | | | | | | | | | | | | | | | |
| Monday to Friday | 21-Jun-10 | Monday-Friday morning peak period | | | | | Monday-Friday midday | | | | | Monday-Friday afternoon peak period | | | | | Monday-Friday early evening | | | | | Monday-Friday late evening | | | | | | | | | | | | | | | | | | | | | | | | | |
| 7 Bathurst Stn – Steeles | 29.74 | LF | 20 | 5 ' 30 " | 108 | 2 | 16.5 | LF | 16 | 6 ' 30 " | 102 | 2 | 17.5 | LF | 17 | 6 ' 40 " | 108 | 5 | 16.5 | LF | 11 | 7 ' 30 " | 80 | 3 | 22.3 | LF | 6 | 12 ' 30 " | 75 | 0 | 23.8 | 527a | 440a | 140a | 1255a | | | | | | | | | | | | |
| Saturday | 26-Jun-10 | Saturday early morning | | | | | Saturday morning | | | | | Saturday afternoon | | | | | Saturday early evening | | | | | Saturday late evening | | | | | | | | | | | | | | | | | | | | | | | | | |
| 7 Bathurst Stn – Steeles | 29.74 | LF | 8 | 10 ' 00 " | 80 | 0 | 22.3 | LF | 11 | 8 ' 30 " | 90 | 4 | 19.8 | LF | 15 | 6 ' 15 " | 90 | 4 | 19.8 | LF | 9 | 9 ' 00 " | 81 | 0 | 22.0 | LF | 6 | 12 ' 30 " | 75 | 0 | 23.8 | 518a | 440a | 134a | 1250a | | | | | | | | | | | | |
| Sunday | 21-Jun-10 | Sunday morning | | | | | Sunday afternoon | | | | | Sunday early evening | | | | | Sunday late evening | | | | | | | | | | | | | | | | | | | | | | | | | | | | | | |
| 7 Bathurst Stn – Steeles | 29.74 | | | | | | | LF | 10 | 9 ' 00 " | 88 | 2 | 20.3 | LF | 14 | 6 ' 30 " | 88 | 3 | 20.3 | LF | 9 | 9 ' 00 " | 80 | 1 | 22.3 | LF | 6 | 12 ' 00 " | 72 | 0 | 24.8 | 900a | 810a | 134a | 1252a | | | | | | | | | | | | |
| 310 BATHURST & | Wtl | | | | | | | | | | | | | | | | | | | | | | | | | | | | | | | | | | | | | | | | | | | | | | |
| Overnight, 7 days a week | 03-Jan-10 | Monday-Friday overnight | | | | | Saturday overnight | | | | | Sunday overnight | | | | | | | | | | | | | | | | | | | | | | | | | | | | | | | | | | | |
| 310 Exhibition – Steeles | 38.79 | LF | 3 | 30 ' 00 " | 90 | 0 | 25.9 | LF | 3 | 30 ' 00 " | 90 | 0 | 25.9 | LF | 3 | 30 ' 00 " | 90 | 0 | 25.9 | | | | | | | | | | | | | | | | | | | | | | | | | | | | |
| 160 BATHURST NORTH & | Wtl | Service outside Toronto north of Steeles Avenue is provided under contract to York Region | | | | | | | | | | | | | | | | | | | | | | | | | | | | | | | | | | | | | | | | | | | | | |
| Monday to Friday | 21-Jun-10 | Monday-Friday morning peak period | | | | | Monday-Friday midday | | | | | Monday-Friday afternoon peak period | | | | | Monday-Friday early evening | | | | | Monday-Friday late evening | | | | | | | | | | | | | | | | | | | | | | | | | |
| 160 Wilson Stn – Centre St | 22.58 | LF | 4 | 20 ' 00 " | 77 | 3 | 17.6 | LF | 3 | 25 ' 00 " | 72 | 3 | 18.8 | LF | 4 | 21 ' 00 " | 84 | 0 | 16.1 | LF | 3 | 30 ' 00 " | 71 | 19 | 19.1 | | | | | | 523a | 603a | 930p | 1006p | | | | | | | | | | | | | |
| Saturday | 26-Jun-10 | Saturday early morning | | | | | Saturday morning | | | | | Saturday afternoon | | | | | Saturday early evening | | | | | Saturday late evening | | | | | | | | | | | | | | | | | | | | | | | | | |
| 160 Wilson Stn – Centre St | 22.58 | LF | 3 | 24 ' 00 " | 69 | 3 | 19.6 | LF | 3 | 24 ' 00 " | 69 | 3 | 19.6 | LF | 3 | 24 ' 00 " | 69 | 3 | 19.6 | | | | | | 515a | 557a | 600p | 618p | | | | | | | | | | | | | | | | | | | |
| 160A Wilson Stn – Steeles | 16.87 | | | | | | | | | | | | | | | | | | | | | | | | | | | | | | | | | | | | | | | | | | | | | | |
| Sunday | 20-Jun-10 | Sunday morning | | | | | Sunday afternoon | | | | | Sunday early evening | | | | | Sunday late evening | | | | | | | | | | | | | | | | | | | | | | | | | | | | | | |
| 160 Wilson Stn – Centre St | 22.58 | | | | | | | | | | | | | | | | | | | | | | | | | | | | | | | | | | | | | | | | | | | | | | |
| 160A Wilson Stn – Steeles | 16.87 | | | | | | | LF | 3 | 24 ' 00 " | 69 | 3 | 19.6 | LF | 3 | 24 ' 00 " | 69 | 3 | 19.6 | LF | 1 | 40 ' 00 " | 40 | 0 | 25.3 | | | | | | 803a | 845a | 705p | 720p | | | | | | | | | | | | | |
| | | Alternates trips with 51 LESLIE | | | | | | | | | | | | | | | | | | | | | | | | | | | | | | | | | | | | | | | | | | | | | |
| | | Alternates trips with 51 LESLIE | | | | | | | | | | | | | | | | | | | | | | | | | | | | | | | | | | | | | | | | | | | | | |



TORONTO TRANSIT COMMISSION

SERVICE SUMMARY

March 27 to May 7, 2011

| Route | RT dist (km) and date of last change | Mtd | | | | | Wkl | | | | | Sat | | | | | Sun | | | | | First dep NB or WB | First dep SB or EB | Last dep NB or WB | Last dep SB or EB | | | | | | | | | | | | | | | |
|---|--------------------------------------|--|------------|------------------|----------------|-----------------|----------------------|----------|------------|------------------|----------------|-------------------------------------|----------------|----------|------------|------------------|-----------------------------|-----------------|----------------|----------|------------|----------------------------|--------------------|-------------------|-------------------|------------------|----------------|-----------------|----------------|----|------|------|-------|------|-------|-------|-------|------|-------|-------|
| | | Veh type | No. of Veh | Service interval | Run time (min) | Term time (min) | Avg spd (km/h) | Veh type | No. of Veh | Service interval | Run time (min) | Term time (min) | Avg spd (km/h) | Veh type | No. of Veh | Service interval | Run time (min) | Term time (min) | Avg spd (km/h) | Veh type | No. of Veh | | | | | Service interval | Run time (min) | Term time (min) | Avg spd (km/h) | | | | | | | | | | | |
| 6 BAY & | Mtd | Temporary change until 2013, due to TTC construction at Union Station requiring lane closures in the Front and Bay area. | | | | | | | | | | | | | | | | | | | | | | | | | | | | | | | | | | | | | | |
| Monday to Friday | 14-Feb-11 | Monday-Friday morning peak period | | | | | Monday-Friday midday | | | | | Monday-Friday afternoon peak period | | | | | Monday-Friday early evening | | | | | Monday-Friday late evening | | | | | | | | | | | | | | | | | | |
| 6 Dupont – Queens Quay & Jarvis via Ferry Docks | 11.49 | LF | 10 | 6 ' 30 " | 61 | 4 | 11.3 | LF | 6 | 12 ' 00 " | 70 | 2 | 9.8 | LF | 8 | 9 ' 00 " | 70 | 2 | 9.8 | LF | 4 | 15 ' 00 " | 60 | 0 | 11.5 | LF | 2 | 24 ' 00 " | 48 | 0 | 14.4 | 535a | 508a | 119a | 1255a | | | | | |
| 6B Bloor (Davenport/Yonge) – Dundas | 4.36 | LF | 4 | 6 ' 30 " | 25 | 1 | 10.5 | | | | | | | LF | 3 | 9 ' 00 " | 27 | 0 | 9.7 | | | | | | | | | | | | | 743a | 730a | 914a | 901a | | | | | |
| Combined/Average | | | 14 | 3 ' 15 " | | | | | 6 | 12 ' 00 " | | | | | 11 | 4 ' 30 " | | | | | 4 | 15 ' 00 " | | | | | 2 | 24 ' 00 " | | | | 310p | 257p | 610p | 557p | | | | | |
| Saturday | 19-Feb-11 | Saturday early morning | | | | | Saturday morning | | | | | Saturday afternoon | | | | | Saturday early evening | | | | | Saturday late evening | | | | | | | | | | | | | | | | | | |
| 6 Dupont – Queens Quay & Jarvis via Ferry Docks | 11.49 | LF | 2 | 30 ' 00 " | 60 | 0 | 11.5 | LF | 5 | 15 ' 00 " | 70 | 5 | 9.8 | LF | 5 | 15 ' 00 " | 70 | 5 | 9.8 | LF | 3 | 17 ' 00 " | 50 | 1 | 13.8 | LF | 2 | 24 ' 00 " | 48 | 0 | 14.4 | 530a | 507a | 119a | 1255a | | | | | |
| Sunday | 13-Feb-11 | Sunday early morning | | | | | Sunday morning | | | | | Sunday afternoon | | | | | Sunday early evening | | | | | Sunday late evening | | | | | | | | | | | | | | | | | | |
| 6 Dupont – Queens Quay & Jarvis via Ferry Docks | 11.49 | LF | 2 | 30 ' 00 " | 60 | 0 | 11.5 | LF | 5 | 15 ' 00 " | 70 | 5 | 9.8 | LF | 5 | 15 ' 00 " | 70 | 5 | 9.8 | LF | 3 | 17 ' 00 " | 50 | 1 | 13.8 | LF | 2 | 24 ' 00 " | 48 | 0 | 14.4 | 530a | 507a | 119a | 1255a | | | | | |
| 11 BAYVIEW & and 28 DAVISVILLE & | Wkl | | | | | | | | | | | | | | | | | | | | | | | | | | | | | | | | | | | | | | | |
| Monday to Friday | 07-Sep-10 | Monday-Friday morning peak period | | | | | Monday-Friday midday | | | | | Monday-Friday afternoon peak period | | | | | Monday-Friday early evening | | | | | Monday-Friday late evening | | | | | | | | | | | | | | | | | | |
| 11 Davisville Stn – Steeles via Sunnybrook | 28.36 | LF | 9.5 | 12 ' 00 " | 112 | 2 | 15.2 | LF | 8 | 12 ' 00 " | 91 | 5 | 18.7 | LF | 8 | 13 ' 00 " | 104 | 0 | 16.4 | LF | 3.5 | 20 ' 00 " | 70 | 0 | 24.3 | LF | 3 | 30 ' 00 " | 66 | 24 | 25.8 | 518a | 600a | 109a | 104a | | | | | |
| 11 Davisville Stn – Steeles via Sunnybrook | 28.36 | | 1 | Tripper | | | | | | | | | | | | | | | | | | | | | | | | | | | | | | | | | | | | |
| 11C Davisville Stn – Sunnybrook | 8.64 | | | | | | | | | | | | | LF | 1.5 | 20 ' 00 " | 30 | 0 | 17.3 | LF | 1 | 30 ' 00 " | 27 | 3 | 19.2 | | | | | | | | | 729p | 747p | 1255a | 1239a | | | |
| 28 Davisville Stn – Bayview | 4.38 | LF | 2.5 | 12 ' 00 " | 28 | 2 | 9.4 | | | | | | | LF | 2 | 13 ' 00 " | 25 | 1 | 10.5 | | | | | | | | | | | | | | | | 709a | 722a | 926a | 924a | | |
| Combined/Average | | | 13 | 6 ' 00 " | | | | | 8 | 12 ' 00 " | | | | | 10 | 6 ' 30 " | | | | | 5 | 10 ' 00 " | | | | | 4 | 15 ' 00 " | | | | | 352p | 341p | 615p | 617p | | | | |
| Saturday | 08-Jan-11 | Saturday early morning | | | | | Saturday morning | | | | | Saturday afternoon | | | | | Saturday early evening | | | | | Saturday late evening | | | | | | | | | | | | | | | | | | |
| 11 Davisville Stn – Steeles via Sunnybrook | 28.36 | LF | 3.5 | 24 ' 00 " | 77 | 7 | 22.1 | LF | 3.5 | 24 ' 00 " | 80 | 4 | 21.3 | LF | 3.5 | 24 ' 00 " | 80 | 4 | 21.3 | LF | 5 | 16 ' 00 " | 80 | 0 | 21.3 | LF | 3 | 24 ' 00 " | 66 | 6 | 25.8 | 617a | 639a | 106a | 1251a | | | | | |
| 11C Davisville Stn – Sunnybrook | 8.64 | LF | 1.5 | 24 ' 00 " | 27 | 9 | 19.2 | LF | 1.5 | 24 ' 00 " | 36 | 0 | 14.4 | LF | 1.5 | 24 ' 00 " | 36 | 0 | 14.4 | | | | | | | | | | | | | | | | 535a | 556a | 543p | 601p | | |
| 28A Davisville Stn – Brick Works | 7.55 | LF | 1 | 30 ' 00 " | 30 | 0 | 15.1 | LF | 1 | 30 ' 00 " | 30 | 0 | 15.1 | LF | 1 | 30 ' 00 " | 30 | 0 | 15.1 | | | | | | | | | | | | | | | | | 745a | 730a | 315p | 300p | |
| Combined/Average | | | 5 | 12 ' 00 " | | | | | 6 | 8 ' 34 " | | | | | 6 | 8 ' 34 " | | | | | 5 | 16 ' 00 " | | | | | 3 | 24 ' 00 " | | | | | | | | | | | | |
| Sunday | 23-Nov-08 | Sunday early morning | | | | | Sunday morning | | | | | Sunday afternoon | | | | | Sunday early evening | | | | | Sunday late evening | | | | | | | | | | | | | | | | | | |
| 11 Davisville Stn – Steeles via Sunnybrook | 28.36 | | | | | | | LF | 2 | 35 ' 00 " | 70 | 0 | 24.3 | LF | 3.5 | 20 ' 00 " | 70 | 0 | 24.3 | LF | 3.5 | 20 ' 00 " | 70 | 0 | 24.3 | LF | 3 | 24 ' 00 " | 66 | 6 | 25.8 | 730a | 805a | 106a | 1251a | | | | | |
| 11C Davisville Stn – Sunnybrook | 8.64 | LF | 2 | 15 ' 00 " | 30 | 0 | 17.3 | LF | 1 | 35 ' 00 " | 30 | 5 | 17.3 | LF | 1.5 | 20 ' 00 " | 30 | 0 | 17.3 | LF | 1.5 | 20 ' 00 " | 30 | 0 | 17.3 | | | | | | | | | | | | 550a | 605a | 1025p | 1000p |
| Combined/Average | | | | | | | | | 3 | 17 ' 30 " | | | | | 5 | 10 ' 00 " | | | | | 5 | 10 ' 00 " | | | | | 3 | 24 ' 00 " | | | | | | | | | | | | |
| 9 BELLAMY & | Bir | | | | | | | | | | | | | | | | | | | | | | | | | | | | | | | | | | | | | | | |
| Monday to Friday | 07-Sep-10 | Monday-Friday morning peak period | | | | | Monday-Friday midday | | | | | Monday-Friday afternoon peak period | | | | | Monday-Friday early evening | | | | | Monday-Friday late evening | | | | | | | | | | | | | | | | | | |
| 9 Warden Stn – Scarborough Centre Stn | 26.28 | LF | 5 | 15 ' 00 " | 72 | 3 | 21.9 | LF | 3 | 21 ' 40 " | 65 | 0 | 24.3 | LF | 5 | 15 ' 00 " | 72 | 3 | 21.9 | LF | 2 | 30 ' 00 " | 60 | 0 | 26.3 | LF | 2 | 30 ' 00 " | 60 | 0 | 26.3 | 500a | 513a | 100a | 100a | | | | | |
| Saturday | 10-Jan-09 | Saturday early morning | | | | | Saturday morning | | | | | Saturday afternoon | | | | | Saturday early evening | | | | | Saturday late evening | | | | | | | | | | | | | | | | | | |
| 9 Warden Stn – Scarborough Centre Stn | 26.28 | LF | 2 | 30 ' 00 " | 60 | 0 | 26.3 | LF | 2 | 30 ' 00 " | 60 | 0 | 26.3 | LF | 2 | 30 ' 00 " | 60 | 0 | 26.3 | LF | 2 | 30 ' 00 " | 60 | 0 | 26.3 | LF | 2 | 30 ' 00 " | 60 | 0 | 26.3 | 630a | 700a | 100a | 100a | | | | | |
| Sunday | 04-Jan-09 | Sunday morning | | | | | Sunday afternoon | | | | | Sunday early evening | | | | | Sunday late evening | | | | | | | | | | | | | | | | | | | | | | | |
| 9 Warden Stn – Scarborough Centre Stn | 26.28 | | | | | | | LF | 2 | 30 ' 00 " | 60 | 0 | 26.3 | LF | 2 | 30 ' 00 " | 60 | 0 | 26.3 | LF | 2 | 30 ' 00 " | 60 | 0 | 26.3 | LF | 2 | 30 ' 00 " | 60 | 0 | 26.3 | 930a | 1000a | 100a | 100a | | | | | |



TORONTO TRANSIT COMMISSION

SERVICE SUMMARY

March 27 to May 7, 2011

| Route | RT dist (km) and date of last change | No. of | | | | | Run time (min) | Term time (min) | Avg spd (km/h) | No. of | | | | | Run time (min) | Term time (min) | Avg spd (km/h) | No. of | | | | | Run time (min) | Term time (min) | Avg spd (km/h) | No. of | No. of | Service interval | Run time (min) | Term time (min) | Avg spd (km/h) | No. of | No. of | Service interval | Run time (min) | Term time (min) | Avg spd (km/h) | First dep NB or WB | First dep SB or EB | Last dep NB or WB | Last dep SB or EB |
|--|--------------------------------------|---|-----|------------------|-------|-------|-------------------------|-----------------|----------------|---------|----------|-------------------------------------|------------------|--------|----------------|-----------------|-----------------------------|--------|--------|----------|---------|----------------------------|----------------|-----------------|----------------|---------|---------|------------------|----------------|-----------------|----------------|--------|--------|------------------|----------------|-----------------|----------------|--------------------|--------------------|-------------------|-------------------|
| | | Veh type | Veh | Service interval | (min) | (min) | | | | (km/h) | Veh type | Veh | Service interval | (min) | | | | (min) | (km/h) | Veh type | Veh | Service interval | | | | | | | | | | | | | | | | | | | |
| 17 BIRCHMOUNT & | Egl | Service outside Toronto north of Steeles Avenue is provided under contract to York Region | | | | | | | | | | | | | | | | | | | | | | | | | | | | | | | | | | | | | | | |
| Monday to Friday | 07-Sep-10 | Monday-Friday morning peak period | | | | | Monday-Friday midday | | | | | Monday-Friday afternoon peak period | | | | | Monday-Friday early evening | | | | | Monday-Friday late evening | | | | | | | | | | | | | | | | | | | |
| 17 Warden Stn – Steeles | 27.37 | LF | 12 | 6' 30" | 74 | 4 | 22.3 | LF | 5 | 15' 30" | 78 | 0 | 21.2 | LF | 4 | 18' 45" | 75 | 0 | 21.9 | LF | 6 | 12' 00" | 72 | 0 | 22.8 | LF | 3 | 22' 00" | 66 | 0 | 24.9 | 545a | 457a | 107a | 1250a | | | | | | |
| 17A Warden Stn – 14th Ave | 32.57 | LF | 1 | 19' 30" | 96 | 2 | 20.4 | | | | | | LF | 5 | 18' 45" | 91 | 2 | 21.4 | | | | | | LF | 3 | 22' 00" | 66 | 0 | 24.9 | 514a | 538a | 621p | 704p | | | | | | | | |
| Combined/Average | | | 13 | 6' 30" | | | | | 5 | 15' 30" | | | | 9 | 9' 23" | | | | | 6 | 12' 00" | | | | | 3 | 22' 00" | | | | | | | | | | | | | | |
| | | 17 loops via Wintermute | | | | | 17 loops via Wintermute | | | | | | | | | | | | | | | | | | | | | | | | | | | | | | | | | | |
| | | Every 3rd 17 operates as a 17A | | | | | | | | | | | | | | | | | | | | | | | | | | | | | | | | | | | | | | | |
| Saturday | 29-Nov-08 | Saturday early morning | | | | | Saturday morning | | | | | Saturday afternoon | | | | | Saturday early evening | | | | | Saturday late evening | | | | | | | | | | | | | | | | | | | |
| 17 Warden Stn – Steeles | 27.37 | LF | 3 | 20' 00" | 60 | 0 | 27.4 | LF | 4 | 18' 00" | 72 | 0 | 22.8 | LF | 4 | 18' 00" | 72 | 0 | 22.8 | LF | 3 | 22' 00" | 66 | 0 | 24.9 | LF | 3 | 22' 00" | 66 | 0 | 24.9 | 518a | 552a | 105a | 1250a | | | | | | |
| Sunday | 23-Nov-08 | Sunday morning | | | | | Sunday afternoon | | | | | Sunday early evening | | | | | Sunday late evening | | | | | | | | | | | | | | | | | | | | | | | | |
| 17 Warden Stn – Steeles | 27.37 | | | | | | | LF | 3 | 24' 00" | 72 | 0 | 22.8 | LF | 3 | 24' 00" | 72 | 0 | 22.8 | LF | 2 | 30' 00" | 60 | 0 | 27.4 | LF | 2 | 30' 00" | 60 | 0 | 27.4 | 832a | 839a | 100a | 1230a | | | | | | |
| 2 BLOOR-DANFORTH & | DanSub | | | | | | | | | | | | | | | | | | | | | | | | | | | | | | | | | | | | | | | | |
| Monday to Friday | 07-Sep-10 | Monday-Friday morning peak period | | | | | Monday-Friday midday | | | | | Monday-Friday afternoon peak period | | | | | Monday-Friday early evening | | | | | Monday-Friday late evening | | | | | | | | | | | | | | | | | | | |
| 2 Kipling Stn – Kennedy Stn | 52.46 | 6carHT | 43 | 2' 21" | 101 | 0 | 31.2 | 6carHT | 24 | 4' 16" | 102 | 0 | 30.8 | 6carHT | 40 | 2' 30" | 100 | 0 | 31.4 | 6carHT | 24 | 4' 04" | 98 | 0 | 32.3 | 6carHT | 20 | 4' 52" | 97 | 0 | 32.4 | 543a | 541a | 131a | 131a | | | | | | |
| Saturday | 19-May-07 | Saturday early morning | | | | | Saturday morning | | | | | Saturday afternoon | | | | | Saturday early evening | | | | | Saturday late evening | | | | | | | | | | | | | | | | | | | |
| 2 Kipling Stn – Kennedy Stn | 52.46 | 6carHT | 20 | 4' 52" | 97 | 0 | 32.3 | 6carHT | 20 | 4' 52" | 97 | 0 | 32.3 | 6carHT | 21 | 4' 43" | 99 | 0 | 31.8 | 6carHT | 20 | 4' 52" | 97 | 0 | 32.3 | 6carHT | 20 | 4' 52" | 97 | 0 | 32.3 | 549a | 549a | 131a | 131a | | | | | | |
| Sunday | 13-May-07 | Sunday morning | | | | | Sunday afternoon | | | | | Sunday early evening | | | | | Sunday late evening | | | | | | | | | | | | | | | | | | | | | | | | |
| 2 Kipling Stn – Kennedy Stn | 52.46 | | | | | | | 6carHT | 20 | 4' 52" | 97 | 0 | 32.3 | 6carHT | 20 | 4' 52" | 97 | 0 | 32.3 | 6carHT | 20 | 4' 52" | 97 | 0 | 32.3 | 6carHT | 20 | 4' 52" | 97 | 0 | 32.3 | 849a | 849a | 131a | 131a | | | | | | |
| 300 BLOOR-DANFORTH & | MTD/Birr Egl/Qsy | | | | | | | | | | | | | | | | | | | | | | | | | | | | | | | | | | | | | | | | |
| Overnight, 7 days a week | 10-May-09 | Monday-Friday overnight | | | | | Saturday overnight | | | | | Sunday overnight | | | | | Sunday Morning | | | | | | | | | | | | | | | | | | | | | | | | |
| 300 West Mall – Warden | 50.95 | LF | 4 | 30' 00" | 120 | 0 | 25.5 | LF | 4 | 30' 00" | 120 | 0 | 25.5 | LF | 4 | 30' 00" | 120 | 0 | 25.5 | LF | 9 | 13' 30" | 120 | 1 | 25.5 | | | | | | | | | | | | | | | | |
| 300A Pearson Airport – Warden | 75.97 | LF | 5 | 30' 00" | 150 | 0 | 30.4 | LF | 5 | 30' 00" | 150 | 0 | 30.4 | LF | 5 | 30' 00" | 150 | 0 | 30.4 | LF | 11 | 13' 30" | 140 | 8 | 32.5 | | | | | | | | | | | | | | | | |
| Combined/Average | | | 9 | 15' 00" | | | | | 9 | 15' 00" | | | | 9 | 15' 00" | | | | | 20 | 6' 45" | | | | | | | | | | | | | | | | | | | | |
| 49 BLOOR WEST & | Qsy | | | | | | | | | | | | | | | | | | | | | | | | | | | | | | | | | | | | | | | | |
| Monday to Friday | 07-Sep-10 | Monday-Friday morning peak period | | | | | Monday-Friday midday | | | | | Monday-Friday afternoon peak period | | | | | Monday-Friday early evening | | | | | Monday-Friday late evening | | | | | | | | | | | | | | | | | | | |
| 49 Kipling Stn – Markland Wood | 9.40 | LF | 4 | 7' 30" | 28 | 2 | 20.1 | LF | 2 | 15' 00" | 22 | 8 | 25.6 | LF | 3 | 10' 00" | 30 | 0 | 18.8 | LF | 2 | 15' 00" | 24 | 6 | 23.5 | LF | 1 | 30' 00" | 30 | 0 | 18.8 | 600a | 540a | 121a | 131a | | | | | | |
| Saturday | 27-Nov-10 | Saturday early morning | | | | | Saturday morning | | | | | Saturday afternoon | | | | | Saturday early evening | | | | | Saturday late evening | | | | | | | | | | | | | | | | | | | |
| 49 Kipling Stn – Markland Wood | 9.40 | LF | 1 | 24' 00" | 22 | 2 | 25.6 | LF | 1 | 24' 00" | 22 | 2 | 25.6 | LF | 1 | 24' 00" | 22 | 2 | 25.6 | LF | 1 | 30' 00" | 22 | 8 | 25.6 | LF | 1 | 30' 00" | 22 | 8 | 25.6 | 606a | 545a | 120a | 130a | | | | | | |
| Sunday | 05-Sep-10 | Sunday morning | | | | | Sunday afternoon | | | | | Sunday early evening | | | | | Sunday late evening | | | | | | | | | | | | | | | | | | | | | | | | |
| 49 Kipling Stn – Markland Wood | 9.40 | | | | | | | LF | 1 | 30' 00" | 22 | 8 | 25.6 | LF | 1 | 30' 00" | 22 | 8 | 25.6 | LF | 1 | 30' 00" | 22 | 8 | 25.6 | LF | 1 | 30' 00" | 22 | 8 | 25.6 | 920a | 900a | 120a | 130a | | | | | | |
| | | Overnight service east of West Mall provided by 300 BLOOR-DANFORTH | | | | | | | | | | | | | | | | | | | | | | | | | | | | | | | | | | | | | | | |
| 21 BRIMLEY & | Mal | | | | | | | | | | | | | | | | | | | | | | | | | | | | | | | | | | | | | | | | |
| Monday to Friday | 03-Jan-11 | Monday-Friday morning peak period | | | | | Monday-Friday midday | | | | | Monday-Friday afternoon peak period | | | | | Monday-Friday early evening | | | | | Monday-Friday late evening | | | | | | | | | | | | | | | | | | | |
| 21 Kennedy Stn – Steeles | 27.49 | | | | | | | LF | 4 | 20' 00" | 80 | 0 | 20.6 | | | | | | | LF | 6 | 13' 00" | 76 | 2 | 21.7 | LF | 3 | 30' 00" | 76 | 14 | 21.7 | 900a | 840a | 100a | 108a | | | | | | |
| 21A Kennedy Stn – Scarborough Centre Stn | 13.24 | LF | 3 | 13' 20" | 40 | 0 | 19.9 | | | | | | LF | 4 | 10' 00" | 40 | 0 | 20.1 | | | | | | | | | | | | | | | | | | | | | | | |
| 21B Scarborough Centre Stn – Steeles | 14.23 | LF | 6 | 6' 40" | 40 | 0 | 21.3 | | | | | | LF | 5 | 8' 00" | 40 | 0 | 21.3 | | | | | | | | | | | | | | | | | | | | | | | |
| Combined/Average | | | 9 | | | | | | 9 | | | | | 9 | | | | | | | | | | | | | | | | | | | | | | | | | | | |
| Saturday | 03-Apr-10 | Saturday early morning | | | | | Saturday morning | | | | | Saturday afternoon | | | | | Saturday early evening | | | | | Saturday late evening | | | | | | | | | | | | | | | | | | | |
| 21 Kennedy Stn – Steeles | 27.49 | LF | 3 | 30' 00" | 76 | 14 | 21.7 | LF | 4 | 20' 00" | 76 | 4 | 21.7 | LF | 5 | 16' 00" | 76 | 4 | 21.7 | LF | 4 | 20' 00" | 76 | 4 | 21.7 | LF | 3 | 30' 00" | 76 | 14 | 21.7 | 557a | 640a | 100a | 105a | | | | | | |
| Sunday | 28-Mar-10 | Sunday morning | | | | | Sunday afternoon | | | | | Sunday early evening | | | | | Sunday late evening | | | | | | | | | | | | | | | | | | | | | | | | |
| 21 Kennedy Stn – Steeles | 27.49 | | | | | | | LF | 3 | 30' 00" | 76 | 14 | 21.7 | LF | 4 | 20' 00" | 76 | 4 | 21.7 | LF | 3 | 30' 00" | 76 | 14 | 21.7 | LF | 3 | 30' 00" | 76 | 14 | 21.7 | 757a | 810a | 100a | 105a | | | | | | |



SERVICE SUMMARY

March 27 to May 7, 2011

| Route | RT dist (km) and date of last change | Monday-Friday morning peak period | | | | | Monday-Friday midday | | | | | Monday-Friday afternoon peak period | | | | | Monday-Friday early evening | | | | | Monday-Friday late evening | | | | | First dep NB or WB | First dep SB or EB | Last dep NB or WB | Last dep SB or EB | | | | | |
|--|--------------------------------------|-----------------------------------|------------|------------------|----------------|-----------------|----------------------|----------|------------|------------------|----------------|-------------------------------------|----------------|----------|------------|------------------|-----------------------------|-----------------|----------------|----------|------------|----------------------------|----------------|-----------------|----------------|----------|--------------------|--------------------|-------------------|-------------------|------------|------------------|----------------|-----------------|----------------|
| | | Veh type | No. of Veh | Service interval | Run time (min) | Term time (min) | Avg spd (km/h) | Veh type | No. of Veh | Service interval | Run time (min) | Term time (min) | Avg spd (km/h) | Veh type | No. of Veh | Service interval | Run time (min) | Term time (min) | Avg spd (km/h) | Veh type | No. of Veh | Service interval | Run time (min) | Term time (min) | Avg spd (km/h) | Veh type | | | | | No. of Veh | Service interval | Run time (min) | Term time (min) | Avg spd (km/h) |
| 8 BROADVIEW & | Bir | | | | | | | | | | | | | | | | | | | | | | | | | | | | | | | | | | |
| Monday to Friday | 24-Nov-08 | | | | | | | | | | | | | | | | | | | | | | | | | | | | | | | | | | |
| 8 Broadview Stn – Coxwell | 8.38 | LF | 1 | 30 ' 00 " | 30 | 0 | 16.8 | LF | 1 | 30 ' 00 " | 30 | 0 | 16.8 | LF | 1 | 30 ' 00 " | 30 | 0 | 16.8 | LF | 1 | 30 ' 00 " | 30 | 0 | 16.8 | LF | 1 | 30 ' 00 " | 24 | 6 | 21.0 | 630a | 615a | 1255a | 115a |
| Saturday | 29-Nov-08 | | | | | | | | | | | | | | | | | | | | | | | | | | | | | | | | | | |
| 8 Broadview Stn – Coxwell | 8.38 | LF | 1 | 30 ' 00 " | 30 | 0 | 16.8 | LF | 1 | 30 ' 00 " | 30 | 0 | 16.8 | LF | 1 | 30 ' 00 " | 30 | 0 | 16.8 | LF | 1 | 30 ' 00 " | 24 | 6 | 21.0 | LF | 1 | 30 ' 00 " | 24 | 6 | 21.0 | 630a | 615a | 1255a | 115a |
| Sunday | 23-Nov-08 | | | | | | | | | | | | | | | | | | | | | | | | | | | | | | | | | | |
| 8 Broadview Stn – Coxwell | 8.38 | | | | | | | LF | 1 | 30 ' 00 " | 24 | 6 | 21.0 | LF | 1 | 30 ' 00 " | 24 | 6 | 21.0 | LF | 1 | 30 ' 00 " | 24 | 6 | 21.0 | LF | 1 | 30 ' 00 " | 24 | 6 | 21.0 | 903a | 845a | 1255a | 115a |
| 50 BURNHAMTHORPE & | Qsy | | | | | | | | | | | | | | | | | | | | | | | | | | | | | | | | | | |
| Monday to Friday | 12-Oct-10 | | | | | | | | | | | | | | | | | | | | | | | | | | | | | | | | | | |
| 50 Islington Stn – Mill Rd | 11.44 | LF | 5 | 8 ' 00 " | 40 | 0 | 17.2 | LF | 2 | 20 ' 00 " | 36 | 4 | 19.1 | LF | 3 | 13 ' 00 " | 39 | 0 | 17.6 | LF | 2 | 15 ' 00 " | 30 | 0 | 22.9 | LF | 1 | 30 ' 00 " | 26 | 4 | 26.4 | 545a | 530a | 115a | 100a |
| Saturday | 16-Oct-10 | | | | | | | | | | | | | | | | | | | | | | | | | | | | | | | | | | |
| 50 Islington Stn – Mill Rd | 11.44 | LF | 2 | 15 ' 00 " | 26 | 4 | 26.4 | LF | 2 | 20 ' 00 " | 30 | 10 | 22.9 | LF | 2 | 20 ' 00 " | 30 | 10 | 22.9 | LF | 1 | 30 ' 00 " | 26 | 4 | 26.4 | LF | 1 | 30 ' 00 " | 26 | 4 | 26.4 | 620a | 620a | 115a | 100a |
| Sunday | 03-Jan-10 | | | | | | | | | | | | | | | | | | | | | | | | | | | | | | | | | | |
| 50 Islington Stn – Mill Rd | 11.44 | | | | | | | LF | 2 | 17 ' 30 " | 30 | 5 | 22.9 | LF | 2 | 17 ' 30 " | 30 | 5 | 22.9 | LF | 1 | 30 ' 00 " | 26 | 4 | 26.4 | LF | 1 | 30 ' 00 " | 26 | 4 | 26.4 | 815a | 830a | 115a | 100a |
| 120 CALVINGTON & | Arw | | | | | | | | | | | | | | | | | | | | | | | | | | | | | | | | | | |
| Monday to Friday | 24-Nov-08 | | | | | | | | | | | | | | | | | | | | | | | | | | | | | | | | | | |
| 120 Wilson Stn – Sheppard & Jane via deHavilland | 20.65 | LF | 2 | 30 ' 00 " | 60 | 0 | 20.7 | LF | 2 | 30 ' 00 " | 60 | 0 | 20.7 | LF | 2 | 30 ' 00 " | 60 | 0 | 20.7 | LF | 2 | 30 ' 00 " | 60 | 0 | 20.7 | LF | 2 | 30 ' 00 " | 60 | 0 | 20.7 | 630a | 603a | 100a | 1230a |
| Saturday | 29-Nov-08 | | | | | | | | | | | | | | | | | | | | | | | | | | | | | | | | | | |
| 120 Wilson Stn – Sheppard & Jane via deHavilland | 20.65 | LF | 2 | 30 ' 00 " | 60 | 0 | 20.7 | LF | 2 | 30 ' 00 " | 60 | 0 | 20.7 | LF | 2 | 30 ' 00 " | 60 | 0 | 20.7 | LF | 2 | 30 ' 00 " | 60 | 0 | 20.7 | LF | 2 | 30 ' 00 " | 60 | 0 | 20.7 | 630a | 603a | 100a | 1230a |
| Sunday | 23-Nov-08 | | | | | | | | | | | | | | | | | | | | | | | | | | | | | | | | | | |
| 120 Wilson Stn – Sheppard & Jane via deHavilland | 20.65 | | | | | | | LF | 2 | 30 ' 00 " | 60 | 0 | 20.7 | LF | 2 | 30 ' 00 " | 60 | 0 | 20.7 | LF | 2 | 30 ' 00 " | 60 | 0 | 20.7 | LF | 2 | 30 ' 00 " | 60 | 0 | 20.7 | 900a | 833a | 100a | 1230a |
| 506 CARLTON | Ron/Rus | | | | | | | | | | | | | | | | | | | | | | | | | | | | | | | | | | |
| Monday to Friday | 28-Mar-11 | | | | | | | | | | | | | | | | | | | | | | | | | | | | | | | | | | |
| 506 High Park – Main Street Stn | 29.63 | CLRV | 32 | 3 ' 45 " | 117 | 3 | 15.2 | CLRV | 24 | 5 ' 00 " | 120 | 0 | 14.8 | CLRV | 27 | 4 ' 40 " | 123 | 3 | 14.5 | CLRV | 15 | 8 ' 00 " | 117 | 3 | 15.2 | CLRV | 11 | 10 ' 00 " | 106 | 4 | 16.8 | 530a | 515a | 1207a | 100a |
| Saturday | 02-Apr-11 | | | | | | | | | | | | | | | | | | | | | | | | | | | | | | | | | | |
| 506 High Park – Main Street Stn | 29.63 | CLRV | 14 | 7 ' 09 " | 100 | 0 | 17.8 | CLRV | 18 | 6 ' 15 " | 110 | 3 | 16.2 | CLRV | 21 | 6 ' 00 " | 123 | 3 | 14.5 | CLRV | 13 | 8 ' 30 " | 110 | 0 | 16.1 | CLRV | 11 | 10 ' 00 " | 106 | 4 | 16.8 | 543a | 518a | 1207a | 100a |
| Sunday | 27-Mar-11 | | | | | | | | | | | | | | | | | | | | | | | | | | | | | | | | | | |
| 506 High Park – Main Street Stn | 29.63 | CLRV | 9 | 10 ' 00 " | 90 | 0 | 19.8 | CLRV | 14 | 7 ' 00 " | 95 | 3 | 18.7 | CLRV | 18 | 6 ' 30 " | 115 | 2 | 15.5 | CLRV | 10 | 11 ' 00 " | 110 | 0 | 16.2 | CLRV | 9 | 11 ' 00 " | 99 | 0 | 18.0 | 530a | 533a | 1207a | 1256a |
| 306 CARLTON | Ron/Rus | | | | | | | | | | | | | | | | | | | | | | | | | | | | | | | | | | |
| Overnight, 7 days a week | 25-Nov-07 | | | | | | | | | | | | | | | | | | | | | | | | | | | | | | | | | | |
| 306 Dundas West Stn – Main Street Stn | 29.63 | CLRV | 3 | 30 ' 00 " | 90 | 0 | 19.8 | CLRV | 3 | 30 ' 00 " | 90 | 0 | 19.8 | CLRV | 3 | 30 ' 00 " | 90 | 0 | 19.8 | CLRV | 3 | 30 ' 00 " | 90 | 0 | 19.8 | CLRV | 3 | 30 ' 00 " | 90 | 0 | 19.8 | | | | |



TORONTO TRANSIT COMMISSION

SERVICE SUMMARY

March 27 to May 7, 2011

| Route | RT dist (km) and date of last change | No. of | | | | | Run time | | | | | Term | | | | | Avg spd | | | | | No. of | Run time | Term | Avg spd | No. of | Run time | Term | Avg spd | No. of | Run time | Term | Avg spd | No. of | Run time | Term | Avg spd | First dep NB or WB | First dep SB or EB | Last dep NB or WB | Last dep SB or EB |
|---|--------------------------------------|---|-----|------------------|-------|-------|---|----------|-----|------------------|-------|---|--------|----------|---------|------------------|----------------------------------|-------|--------|----------|-----|----------------------------------|----------|------|---------|--------|-----------|---------|------------|-------------|-----------|-----------|------------|------------|-----------|------|---------|--------------------|--------------------|-------------------|-------------------|
| | | Veh type | Veh | Service interval | (min) | (min) | (km/h) | Veh type | Veh | Service interval | (min) | (min) | (km/h) | Veh type | Veh | Service interval | (min) | (min) | (km/h) | Veh type | Veh | | | | | | | | | | | | | | | | | | | | |
| 22 COXWELL & | Bir | | | | | | | | | | | | | | | | | | | | | | | | | | | | | | | | | | | | | | | | |
| Monday to Friday | 03-Aug-10 | Monday-Friday morning peak period | | | | | Monday-Friday midday | | | | | Monday-Friday afternoon peak period | | | | | Monday-Friday early evening | | | | | Monday-Friday late evening | | | | | | | | | | | | | | | | | | | |
| 22 Coxwell Stn – Queen | 4.36 | LF | 3 | 8' 00" | 24 | 0 | 10.9 | LF | 3 | 8' 00" | 24 | 0 | 10.9 | LF | 4 | 6' 00" | 24 | 0 | 10.9 | LF | 4 | 10' 00" | 40 | 0 | 16.6 | LF | 3 | 12' 00" | 36 | 0 | 18.5 | 521a | 511a | 658p | 640p | | | | | | |
| 22A Coxwell Stn – Victoria Park | 11.07 | See 502 DOWNTOWNER and 503 KINGSTON RD | | | | | See 502 DOWNTOWNER | | | | | See 502 DOWNTOWNER and 503 KINGSTON RD | | | | | LF 4 10' 00" 40 0 16.6 | | | | | LF 3 12' 00" 36 0 18.5 | | | | | 700p 650p | | 138a 210a | | | | | | | | | | | | |
| Saturday | 08-Jan-11 | Saturday early morning | | | | | Saturday morning | | | | | Saturday afternoon | | | | | Saturday early evening | | | | | Saturday late evening | | | | | | | | | | | | | | | | | | | |
| 22A Coxwell Stn – Victoria Park | 11.07 | LF | 3 | 12' 00" | 36 | 0 | 18.5 | LF | 4 | 11' 00" | 44 | 0 | 15.1 | LF | 5 | 9' 00" | 44 | 1 | 15.1 | LF | 3 | 15' 00" | 44 | 1 | 15.1 | LF | 3 | 15' 00" | 36 | 9 | 18.5 | 547a | 529a | 148a | 210a | | | | | | |
| Sunday | 01-Aug-10 | | | | | | Sunday morning | | | | | Sunday afternoon | | | | | Sunday early evening | | | | | Sunday late evening | | | | | | | | | | | | | | | | | | | |
| 22A Coxwell Stn – Victoria Park | 11.07 | | | | | | LF 4 10' 00" 40 0 16.6 | | | | | LF 4 10' 00" 40 0 16.6 | | | | | LF 3 15' 00" 40 5 16.6 | | | | | LF 3 15' 00" 36 9 18.5 | | | | | 840a 840a | | 148a 210a | | | | | | | | | | | | |
| 322 COXWELL & | Bir | | | | | | | | | | | | | | | | | | | | | | | | | | | | | | | | | | | | | | | | |
| Overnight, 7 days a week | 17-Feb-09 | Monday-Friday overnight | | | | | Saturday overnight | | | | | Sunday overnight | | | | | | | | | | | | | | | | | | | | | | | | | | | | | |
| 322 Broadview Stn via Cosburn – Victoria Park Stn via Kingston Rd | 22.61 | LF | 1.3 | 30' 00" | 39 | 0 | 34.8 | LF | 1.3 | 30' 00" | 39 | 0 | 34.8 | LF | 1.3 | 30' 00" | 39 | 0 | 34.8 | | | | | | | | | | | | | | | | | | | | | | |
| | | Alternates trips with 324 VICTORIA PARK | | | | | Alternates trips with 324 VICTORIA PARK | | | | | Alternates trips with 324 VICTORIA PARK | | | | | | | | | | | | | | | | | | | | | | | | | | | | | |
| 42 CUMMER & | Wil | | | | | | | | | | | | | | | | | | | | | | | | | | | | | | | | | | | | | | | | |
| Monday to Friday | 03-Jan-11 | Monday-Friday morning peak period | | | | | Monday-Friday midday | | | | | Monday-Friday afternoon peak period | | | | | Monday-Friday early evening | | | | | Monday-Friday late evening | | | | | | | | | | | | | | | | | | | |
| 42 Finch Stn – Victoria Park | 18.41 | LF | 6 | 9' 00" | 54 | 0 | 20.5 | | | | | | LF | 5 | 11' 30" | 54 | 4 | 20.5 | | | | | | | | | | | 637a 651a | | 900a 832a | | 332p 304p | | 648p 619p | | | | | | |
| 42A Finch Stn – Middlefield | 31.20 | LF | 5 | 18' 00" | 87 | 3 | 21.5 | LF | 3 | 30' 00" | 84 | 6 | 22.3 | LF | 4 | 23' 00" | 89 | 3 | 21.0 | LF | 4 | 20' 00" | 80 | 0 | 23.4 | LF | 4 | 20' 00" | 80 | 0 | 23.4 | 718a 645a | | 1250a 110a | | | | | | | |
| 42B Finch Stn – Kennedy | 23.16 | LF | 4 | 18' 00" | 67 | 5 | 20.7 | LF | 2 | 30' 00" | 60 | 0 | 23.2 | LF | 3 | 23' 00" | 67 | 2 | 20.7 | LF | 3 | 20' 00" | 58 | 2 | 24.0 | | | | | | 530a 607a | | 1011p 940p | | | | | | | | |
| Combined/Average | | 15 4' 30" | | | | | 5 15' 00" | | | | | 12 5' 45" | | | | | 7 10' 00" | | | | | 4 20' 00" | | | | | | | | | | | | | | | | | | | |
| Saturday | 29-Nov-08 | Saturday early morning | | | | | Saturday morning | | | | | Saturday afternoon | | | | | Saturday early evening | | | | | Saturday late evening | | | | | | | | | | | | | | | | | | | |
| 42A Finch Stn – Middlefield | 31.20 | LF | 4 | 20' 00" | 80 | 0 | 23.4 | LF | 3 | 30' 00" | 85 | 5 | 22.0 | LF | 3 | 30' 00" | 85 | 5 | 22.0 | LF | 3 | 30' 00" | 80 | 10 | 23.4 | LF | 3 | 30' 00" | 80 | 10 | 23.4 | 710a 630a | | 1245a 100a | | | | | | | |
| 42B Finch Stn – Kennedy | 21.98 | LF | 2 | 30' 00" | 60 | 0 | 22.0 | LF | 2 | 30' 00" | 60 | 0 | 22.0 | LF | 2 | 30' 00" | 60 | 0 | 22.0 | | | | | | | | | | | 1115a 1045a | | 715p 645p | | | | | | | | | |
| Combined/Average | | | | | | | 5 15' 00" | | | | | 5 15' 00" | | | | | | | | | | | | | | | | | | | | | | | | | | | | | |
| Sunday | 05-Sep-10 | | | | | | Sunday morning | | | | | Sunday afternoon | | | | | Sunday early evening | | | | | Sunday late evening | | | | | | | | | | | | | | | | | | | |
| 42A Finch Stn – Middlefield | 31.20 | | | | | | LF 4 20' 00" 80 0 23.4 | | | | | LF 4 20' 00" 80 0 23.4 | | | | | LF 3 30' 00" 80 10 23.4 | | | | | LF 3 30' 00" 80 10 23.4 | | | | | 740a 820a | | 1245a 100a | | | | | | | | | | | | |
| 113 DANFORTH & | Bir | | | | | | | | | | | | | | | | | | | | | | | | | | | | | | | | | | | | | | | | |
| Monday to Friday | 07-Sep-10 | Monday-Friday morning peak period | | | | | Monday-Friday midday | | | | | Monday-Friday afternoon peak period | | | | | Monday-Friday early evening | | | | | Monday-Friday late evening | | | | | | | | | | | | | | | | | | | |
| 113 Main Street Stn – Kennedy Stn | 15.03 | LF | 4 | 12' 45" | 51 | 0 | 17.7 | LF | 2 | 25' 00" | 50 | 0 | 18.0 | LF | 4 | 14' 00" | 55 | 1 | 16.4 | LF | 3 | 18' 00" | 54 | 0 | 16.7 | LF | 2 | 24' 00" | 48 | 0 | 18.8 | 537a 514a | | 140a 116a | | | | | | | |
| Saturday | 09-Sep-06 | Saturday early morning | | | | | Saturday morning | | | | | Saturday afternoon | | | | | Saturday early evening | | | | | Saturday late evening | | | | | | | | | | | | | | | | | | | |
| 113 Main Street Stn – Kennedy Stn | 15.03 | LF | 2 | 24' 00" | 48 | 0 | 18.8 | LF | 3 | 18' 00" | 54 | 0 | 16.7 | LF | 3 | 18' 00" | 54 | 0 | 16.7 | LF | 2 | 30' 00" | 56 | 4 | 16.1 | LF | 1.5 | 30' 00" | 45 | 0 | 20.0 | 551a 515a | | 137a 115a | | | | | | | |
| | | | | | | | | | | | | | | | | | Alternates trips with 87 COSBURN | | | | | | | | | | | | | | | | | | | | | | | | |
| Sunday | 17-Feb-08 | | | | | | Sunday morning | | | | | Sunday afternoon | | | | | Sunday early evening | | | | | Sunday late evening | | | | | | | | | | | | | | | | | | | |
| 113 Main Street Stn – Kennedy Stn | 15.03 | | | | | | LF 2 24' 00" 48 0 18.8 | | | | | LF 3 20' 00" 48 12 18.8 | | | | | LF 1.5 30' 00" 45 0 20.0 | | | | | LF 1.5 30' 00" 45 0 20.0 | | | | | 812a 742a | | 138a 115a | | | | | | | | | | | | |
| | | | | | | | | | | | | | | | | | Alternates trips with 87 COSBURN | | | | | Alternates trips with 87 COSBURN | | | | | | | | | | | | | | | | | | | |
| 302 DANFORTH RD-McCOWAN & | Bir | | | | | | | | | | | | | | | | | | | | | | | | | | | | | | | | | | | | | | | | |
| Overnight, 7 days a week | 17-Feb-08 | Monday-Friday overnight | | | | | Saturday overnight | | | | | Sunday overnight | | | | | | | | | | | | | | | | | | | | | | | | | | | | | |
| 302 Danforth Ave – Steeles | 33.15 | LF | 2 | 30' 00" | 60 | 0 | 33.2 | LF | 2 | 30' 00" | 60 | 0 | 33.2 | LF | 2 | 30' 00" | 60 | 0 | 33.2 | | | | | | | | | | | | | | | | | | | | | | |

Overnight service on Danforth Avenue provided by 300 BLOOR-DANFORTH and overnight service on Danforth Road provided by 302 DANFORTH RD-McCOWAN



TORONTO TRANSIT COMMISSION

SERVICE SUMMARY

March 27 to May 7, 2011

| Route | RT dist (km) and date of last change | Monday-Friday morning peak period | | | | | Monday-Friday midday | | | | | Monday-Friday afternoon peak period | | | | | Monday-Friday early evening | | | | | Monday-Friday late evening | | | | | | | | | | | | | |
|--|--------------------------------------|-----------------------------------|------------|------------------|----------------|-----------------|----------------------|----------|------------|------------------|----------------|-------------------------------------|----------------|----------|------------|------------------|-----------------------------|-----------------|----------------|----------|------------|----------------------------|----------------|-----------------|----------------|----------|------------|------------------|----------------|-----------------|----------------|--------------------|--------------------|-------------------|-------------------|
| | | Veh type | No. of Veh | Service interval | Run time (min) | Term time (min) | Avg spd (km/h) | Veh type | No. of Veh | Service interval | Run time (min) | Term time (min) | Avg spd (km/h) | Veh type | No. of Veh | Service interval | Run time (min) | Term time (min) | Avg spd (km/h) | Veh type | No. of Veh | Service interval | Run time (min) | Term time (min) | Avg spd (km/h) | Veh type | No. of Veh | Service interval | Run time (min) | Term time (min) | Avg spd (km/h) | First dep NB or WB | First dep SB or EB | Last dep NB or WB | Last dep SB or EB |
| 127 DAVENPORT & | MTD | | | | | | | | | | | | | | | | | | | | | | | | | | | | | | | | | | |
| Monday to Friday | 24-Nov-08 | Monday-Friday morning peak period | | | | | Monday-Friday midday | | | | | Monday-Friday afternoon peak period | | | | | Monday-Friday early evening | | | | | Monday-Friday late evening | | | | | | | | | | | | | |
| 127 Spadina Stn – St Clair & Old Weston Rd | 12.15 | LF | 3 | 17' 00" | 50 | 1 | 14.6 | LF | 2 | 22' 30" | 45 | 0 | 16.2 | LF | 2 | 25' 00" | 50 | 0 | 14.6 | LF | 2 | 22' 30" | 45 | 0 | 16.2 | LF | 2 | 20' 00" | 40 | 0 | 18.2 | 545a | 609a | 110a | 110a |
| Saturday | 29-Nov-08 | Saturday early morning | | | | | Saturday morning | | | | | Saturday afternoon | | | | | Saturday early evening | | | | | Saturday late evening | | | | | | | | | | | | | |
| 127 Spadina Stn – St Clair & Old Weston Rd | 12.15 | LF | 2 | 22' 30" | 45 | 0 | 16.2 | LF | 2 | 22' 30" | 45 | 0 | 16.2 | LF | 2 | 22' 30" | 45 | 0 | 16.2 | LF | 2 | 22' 30" | 45 | 0 | 16.2 | LF | 2 | 20' 00" | 40 | 0 | 18.2 | 600a | 622a | 110a | 110a |
| Sunday | 23-Nov-08 | Sunday morning | | | | | Sunday afternoon | | | | | Sunday early evening | | | | | Sunday late evening | | | | | | | | | | | | | | | | | | |
| 127 Spadina Stn – St Clair & Old Weston Rd | 12.15 | | | | | | | LF | 2 | 22' 30" | 45 | 0 | 16.2 | LF | 2 | 22' 30" | 45 | 0 | 16.2 | LF | 2 | 20' 00" | 40 | 0 | 18.2 | LF | 2 | 20' 00" | 40 | 0 | 18.2 | 905a | 842a | 110a | 110a |
| 28 DAVISVILLE & | | See 11 BAYVIEW | | | | | | | | | | | | | | | | | | | | | | | | | | | | | | | | | |
| 28 Davisville Stn – Bayview | | | | | | | | | | | | | | | | | | | | | | | | | | | | | | | | | | | |
| 28A Davisville Stn – Brick Works | | | | | | | | | | | | | | | | | | | | | | | | | | | | | | | | | | | |
| 23 DAWES & | Bir | | | | | | | | | | | | | | | | | | | | | | | | | | | | | | | | | | |
| Monday to Friday | 03-Jan-11 | Monday-Friday morning peak period | | | | | Monday-Friday midday | | | | | Monday-Friday afternoon peak period | | | | | Monday-Friday early evening | | | | | Monday-Friday late evening | | | | | | | | | | | | | |
| 23 Main Street Stn – St Clair | 7.55 | LF | 6 | 5' 00" | 30 | 0 | 15.1 | LF | 3 | 10' 00" | 30 | 0 | 15.1 | LF | 5 | 6' 00" | 30 | 0 | 15.1 | LF | 2 | 15' 00" | 30 | 0 | 15.1 | LF | 1 | 30' 00" | 30 | 0 | 15.1 | 528a | 515a | 145a | 130a |
| Saturday | 21-Oct-06 | Saturday early morning | | | | | Saturday morning | | | | | Saturday afternoon | | | | | Saturday early evening | | | | | Saturday late evening | | | | | | | | | | | | | |
| 23 Main Street Stn – St Clair | 7.55 | LF | 2 | 13' 00" | 26 | 0 | 17.4 | LF | 3 | 10' 00" | 30 | 0 | 15.1 | LF | 3 | 10' 00" | 30 | 0 | 15.1 | LF | 2 | 15' 00" | 30 | 0 | 15.1 | LF | 1 | 30' 00" | 30 | 0 | 15.1 | 537a | 550a | 145a | 130a |
| Sunday | 28-Mar-10 | Sunday morning | | | | | Sunday afternoon | | | | | Sunday early evening | | | | | Sunday late evening | | | | | | | | | | | | | | | | | | |
| 23 Main Street Stn – St Clair | 7.55 | | | | | | | LF | 1 | 24' 00" | 24 | 0 | 18.9 | LF | 2 | 15' 00" | 30 | 0 | 15.1 | LF | 2 | 15' 00" | 30 | 0 | 15.1 | LF | 1 | 30' 00" | 30 | 0 | 15.1 | 840a | 852a | 100a | 115a |
| 25 DON MILLS & | Egl | | | | | | | | | | | | | | | | | | | | | | | | | | | | | | | | | | |
| Monday to Friday | 03-Jan-11 | Monday-Friday morning peak period | | | | | Monday-Friday midday | | | | | Monday-Friday afternoon peak period | | | | | Monday-Friday early evening | | | | | Monday-Friday late evening | | | | | | | | | | | | | |
| 25 Pape Stn – Steeles | 32.70 | LF | 34 | 3' 10" | 108 | 0 | 18.2 | LF | 20 | 5' 15" | 105 | 0 | 18.7 | LF | 29 | 3' 45" | 108 | 1 | 18.2 | LF | 16 | 6' 00" | 94 | 2 | 20.9 | LF | 7 | 12' 00" | 84 | 0 | 23.4 | 440a | 520a | 149a | 110a |
| Saturday | 23-Feb-08 | Saturday early morning | | | | | Saturday morning | | | | | Saturday afternoon | | | | | Saturday early evening | | | | | Saturday late evening | | | | | | | | | | | | | |
| 25 Pape Stn – Steeles | 32.70 | LF | 9 | 10' 00" | 90 | 0 | 21.8 | LF | 19 | 5' 20" | 100 | 2 | 19.7 | LF | 19 | 5' 20" | 100 | 2 | 19.7 | LF | 9 | 10' 00" | 84 | 6 | 23.4 | LF | 6 | 15' 00" | 80 | 10 | 24.5 | 440a | 520a | 149a | 110a |
| Sunday | 03-Sep-06 | Sunday early morning | | | | | Sunday morning | | | | | Sunday afternoon | | | | | Sunday early evening | | | | | Sunday late evening | | | | | | | | | | | | | |
| 25 Pape Stn – Steeles | 32.70 | LF | 3 | 30' 00" | 90 | 0 | 21.8 | LF | 14 | 7' 00" | 98 | 0 | 20.0 | LF | 17 | 6' 00" | 98 | 4 | 20.0 | LF | 8 | 10' 00" | 80 | 0 | 24.5 | LF | 6 | 15' 00" | 80 | 10 | 24.5 | 440a | 520a | 149a | 110a |
| 303 DON MILLS & | Egl | | | | | | | | | | | | | | | | | | | | | | | | | | | | | | | | | | |
| Overnight, 7 days a week | 04-Sep-05 | Monday-Friday overnight | | | | | Saturday overnight | | | | | Sunday overnight | | | | | | | | | | | | | | | | | | | | | | | |
| 303 Steeles – Queen via Broadview | 47.04 | LF | 3 | 30' 00" | 90 | 0 | 31.4 | LF | 3 | 30' 00" | 90 | 0 | 31.4 | LF | 3 | 30' 00" | 90 | 0 | 31.4 | LF | | | | | | | | | | | | | | | |
| 108 DOWNSVIEW & | Arw | | | | | | | | | | | | | | | | | | | | | | | | | | | | | | | | | | |
| Monday to Friday | 07-Sep-10 | Monday-Friday morning peak period | | | | | Monday-Friday midday | | | | | Monday-Friday afternoon peak period | | | | | Monday-Friday early evening | | | | | Monday-Friday late evening | | | | | | | | | | | | | |
| 108 Downsview Stn – Jane | 16.91 | LF | 4 | 13' 00" | 50 | 2 | 20.3 | LF | 2 | 24' 00" | 43 | 5 | 23.6 | LF | 2.5 | 20' 00" | 48 | 2 | 21.1 | LF | 4 | 11' 00" | 43 | 1 | 23.6 | LF | 3 | 15' 00" | 41 | 4 | 24.7 | 612a | 545a | 105a | 106a |
| 108A Downsview Stn – Jane via Grandravine | 15.26 | LF | 4 | 13' 00" | 50 | 2 | 18.3 | LF | 2 | 24' 00" | 43 | 5 | 21.3 | LF | 2.5 | 20' 00" | 48 | 2 | 19.1 | | | | | | | | | | | | | | | | |
| Combined/Average | | | 8 | 6' 30" | | | | | 4 | 12' 00" | | | | | 5 | 10' 00" | | | | | 4 | 11' 00" | | | | | 3 | 15' 00" | | | | | | | |
| Saturday | 03-Apr-10 | Saturday early morning | | | | | Saturday morning | | | | | Saturday afternoon | | | | | Saturday early evening | | | | | Saturday late evening | | | | | | | | | | | | | |
| 108 Downsview Stn – Jane | 16.91 | LF | 3 | 15' 00" | 40 | 5 | 25.4 | LF | 4 | 12' 00" | 43 | 5 | 23.6 | LF | 6 | 7' 30" | 44 | 1 | 23.1 | LF | 2 | 22' 00" | 40 | 4 | 25.4 | LF | 2 | 22' 00" | 40 | 4 | 25.4 | 545a | 615a | 105a | 105a |
| Sunday | 28-Mar-10 | Sunday morning | | | | | Sunday afternoon | | | | | Sunday early evening | | | | | Sunday late evening | | | | | | | | | | | | | | | | | | |
| 108 Downsview Stn – Jane | 16.91 | | | | | | | LF | 3 | 15' 00" | 40 | 5 | 25.4 | LF | 4 | 12' 00" | 44 | 4 | 23.1 | LF | 2 | 22' 00" | 40 | 4 | 25.4 | LF | 2 | 22' 00" | 40 | 4 | 25.4 | 830a | 825a | 105a | 105a |



TORONTO TRANSIT COMMISSION

SERVICE SUMMARY

March 27 to May 7, 2011

| Route | RT dist (km) and date of last change | Monday-Friday morning peak period | | | | | Monday-Friday midday | | | | | Monday-Friday afternoon peak period | | | | | Monday-Friday early evening | | | | | Monday-Friday late evening | | | | | First dep NB or WB | First dep SB or EB | Last dep NB or WB | Last dep SB or EB | | | | | | |
|--|--------------------------------------|---|------------|------------------|----------------|-----------------|----------------------|----------|------------|------------------|----------------|-------------------------------------|----------------|----------|------------|------------------|-----------------------------|-----------------|----------------|-------------------------------------|------------|----------------------------|----------------|-----------------|----------------|-----------|--------------------|--------------------|-------------------|-------------------|------------|------------------|----------------|-----------------|----------------|--|
| | | Veh type | No. of Veh | Service interval | Run time (min) | Term time (min) | Avg spd (km/h) | Veh type | No. of Veh | Service interval | Run time (min) | Term time (min) | Avg spd (km/h) | Veh type | No. of Veh | Service interval | Run time (min) | Term time (min) | Avg spd (km/h) | Veh type | No. of Veh | Service interval | Run time (min) | Term time (min) | Avg spd (km/h) | Veh type | | | | | No. of Veh | Service interval | Run time (min) | Term time (min) | Avg spd (km/h) | |
| 29 DUFFERIN & | Wil | <i>Italicised branch names are for internal use only</i> | | | | | | | | | | | | | | | | | | | | | | | | | | | | | | | | | | |
| Monday to Friday | 03-Jan-11 | Monday-Friday morning peak period | | | | | Monday-Friday midday | | | | | Monday-Friday afternoon peak period | | | | | Monday-Friday early evening | | | | | Monday-Friday late evening | | | | | | | | | | | | | | |
| 29 Wilson Stn-Exhibition (Dufferin Gate) | 24.48 | | | | | | Lift | 27 | 3 ' 40 " | 96 | 3 | 14.8 | | | | | | | Lift | 22 | 3 ' 45 " | 81 | 2 | 17.8 | Lift | 10 | 6 ' 30 " | 64 | 1 | 22.6 | 820a | 844a | 304p | 333p | | |
| 29 To Exhibition (Dufferin Gate) | | | | | | | | | | | | | | | | | | | | | | | | | | | | | | | | | | | | |
| 29 To Wilson Stn | | | | | | | | | | | | | | | | | | | | | | | | | | | | | | | | | | | | |
| 29A Tycos Dr - Exhibition (Dufferin Gt) | 18.31 | Lift | 12 | 5 ' 15 " | 61 | 2 | 17.4 | | | | | Lift | 13 | 6 ' 00 " | 73 | 5 | 14.1 | | | | | | | | Lift | 10 | 6 ' 30 " | 64 | 1 | 22.6 | 646a | 646a | 815a | 847a | | |
| 29 To Exhibition (Dufferin Gate) | | | | | | | | | | | | | | | | | | | | | | | | | | | | | | | | | | | | |
| 29A To Tycos | | | | | | | | | | | | | | | | | | | | | | | | | | | | | | | | | | | | |
| 29D Wilson Stn-Exhibition (Princes' Gt) | 27.12 | Lift | 19 | 5 ' 15 " | 98 | 2 | 16.3 | | | | | Lift | 18 | 6 ' 00 " | 105 | 3 | 15.1 | | | | | | | | Lift | 10 | 6 ' 30 " | 64 | 1 | 22.6 | 527a | 456a | 928a | 837a | | |
| 29D To Exhibition (Princes' Gate) | | | | | | | | | | | | | | | | | | | | | | | | | | | | | | | | | | | | |
| 29 To Wilson Stn | | | | | | | | | | | | | | | | | | | | | | | | | | | | | | | | | | | | |
| Combined/Average | | | 31 | 2 ' 37 " | | | | | 27 | 3 ' 40 " | | | 31 | 3 ' 00 " | | | | | 22 | 3 ' 45 " | | | | | 10 | 6 ' 30 " | | | | | | | | | | |
| Saturday | 11-Sep-10 | Saturday early morning | | | | | Saturday morning | | | | | Saturday afternoon | | | | | Saturday early evening | | | | | Saturday late evening | | | | | | | | | | | | | | |
| 29 Wilson Stn-Exhibition (Dufferin Gate) | 24.48 | | | | | | Lift | 14 | 7 ' 30 " | 101 | 4 | 14.0 | Lift | 17 | 6 ' 00 " | 101 | 1 | 14.4 | | | | | | | Lift | 6 | 11 ' 00 " | 65 | 1 | 22.3 | 853a | 804a | 204a | 142a | | |
| 29 To Exhibition (Dufferin Gate) | | | | | | | | | | | | | | | | | | | | | | | | | | | | | | | | | | | | |
| 29 To Wilson Stn | | | | | | | | | | | | | | | | | | | | | | | | | | | | | | | | | | | | |
| 29D Wilson Stn-Exhibition (Princes' Gt) | 27.12 | Lift | 13 | 6 ' 15 " | 81 | 0 | 20.0 | Lift | 15 | 7 ' 30 " | 112 | 1 | 14.5 | Lift | 19 | 6 ' 00 " | 112 | 2 | 14.3 | Lift | 12 | 7 ' 20 " | 88 | 0 | 18.5 | | | | | | | | | | | |
| 29D To Exhibition (Princes' Gate) | | | | | | | | | | | | | | | | | | | | | | | | | | | | | | | | | | | | |
| 29 To Wilson Stn | | | | | | | | | | | | | | | | | | | | | | | | | | | | | | | | | | | | |
| Combined/Average | | | 13 | 6 ' 15 " | | | | 29 | 3 ' 45 " | | | 36 | 3 ' 00 " | | | | | 12 | 7 ' 20 " | | | | | 6 | 11 ' 00 " | | | | | | | | | | | |
| Sunday | 05-Sep-10 | Sunday early morning | | | | | Sunday morning | | | | | Sunday afternoon | | | | | Sunday early evening | | | | | Sunday late evening | | | | | | | | | | | | | | |
| 29 Wilson Stn-Exhibition (Dufferin Gate) | 24.48 | | | | | | Lift | 9.5 | 9 ' 30 " | 89 | 1 | 16.3 | Lift | 15 | 6 ' 20 " | 89 | 6 | 15.5 | Lift | 7 | 10 ' 00 " | 70 | 0 | 21.0 | Lift | 6 | 11 ' 00 " | 64 | 2 | 22.3 | 910a | 830a | 152a | 141a | | |
| 29 To Exhibition (Dufferin Gate) | | | | | | | | | | | | | | | | | | | | | | | | | | | | | | | | | | | | |
| 29 To Wilson Stn | | | | | | | | | | | | | | | | | | | | | | | | | | | | | | | | | | | | |
| 29D Wilson Stn-Exhibition (Princes' Gt) | 27.12 | Lift | 7 | 10 ' 00 " | 70 | 0 | 23.2 | Lift | 10.5 | 9 ' 30 " | 99 | 1 | 16.3 | Lift | 16 | 6 ' 20 " | 99 | 3 | 16.1 | | | | | | | | | | | | | | | | | |
| 29D To Exhibition (Princes' Gate) | | | | | | | | | | | | | | | | | | | | | | | | | | | | | | | | | | | | |
| 29 To Wilson Stn | | | | | | | | | | | | | | | | | | | | | | | | | | | | | | | | | | | | |
| Combined/Average | | | 7 | 10 ' 00 " | | | | 20 | 4 ' 45 " | | | 31 | 3 ' 10 " | | | | | 7 | 10 ' 00 " | | | | | 6 | 11 ' 00 " | | | | | | | | | | | |
| 329 DUFFERIN & | MtD/Wil | | | | | | | | | | | | | | | | | | | | | | | | | | | | | | | | | | | |
| Overnight, 7 days a week | 23-Nov-08 | Monday-Friday overnight | | | | | Saturday overnight | | | | | Sunday overnight | | | | | | | | | | | | | | | | | | | | | | | | |
| 329 Wilson Stn - Exhibition | 30.75 | LF | 2.4 | 30 ' 00 " | 71 | 0 | 26.0 | LF | 2.4 | 30 ' 00 " | 71 | 0 | 26.0 | LF | 2.4 | 30 ' 00 " | 71 | 0 | 26.0 | Alternates trips with 316 OSSINGTON | | | | | | | | | | | | | | | | |
| | | Alternates trips with 316 OSSINGTON | | | | | | | | | | | | | | | | | | | | | | | | | | | | | | | | | | |
| 105 DUFFERIN NORTH & | Wil | <i>Service outside Toronto north of Steeles Avenue is provided under contract to York Region.</i> | | | | | | | | | | | | | | | | | | | | | | | | | | | | | | | | | | |
| Monday to Friday | 03-Jan-11 | Monday-Friday morning peak period | | | | | Monday-Friday midday | | | | | Monday-Friday afternoon peak period | | | | | Monday-Friday early evening | | | | | Monday-Friday late evening | | | | | | | | | | | | | | |
| 105 Downsview Stn - Rutherford | 23.58 | LF | 2.5 | 28 ' 00 " | 61 | 9 | 23.2 | LF | 2 | 30 ' 00 " | 56 | 4 | 25.3 | LF | 3.5 | 24 ' 00 " | 75 | 9 | 18.9 | LF | 2 | 30 ' 00 " | 55 | 5 | 25.7 | | | | | | | | | | | |
| 105B Downsview Stn - Major Mackenzie | 27.93 | LF | 2.5 | 28 ' 00 " | 69 | 1 | 24.3 | | | | | | | LF | 3.5 | 24 ' 00 " | 83 | 1 | 20.2 | | | | | | | | | | | | | | | | | |
| 105C Downsview Stn - Steeles | 9.93 | | | | | | | | | | | | | | | | | | | | | | | LF | 1 | 30 ' 00 " | 30 | 0 | 19.9 | 600a | 527a | 1100p | 1131p | | | |
| Combined/Average | | | 5 | 14 ' 00 " | | | | 2 | 30 ' 00 " | | | 7 | 12 ' 00 " | | | | | 2 | 30 ' 00 " | | | | | 1 | 30 ' 00 " | | | | | | | | | | | |
| Saturday | 28-Nov-09 | Saturday early morning | | | | | Saturday morning | | | | | Saturday afternoon | | | | | Saturday early evening | | | | | Saturday late evening | | | | | | | | | | | | | | |
| 105 Downsview Stn - Rutherford | 23.58 | LF | 2 | 30 ' 00 " | 55 | 5 | 25.7 | LF | 2 | 30 ' 00 " | 55 | 5 | 25.7 | LF | 2 | 30 ' 00 " | 55 | 5 | 25.7 | LF | 2 | 30 ' 00 " | 55 | 5 | 25.7 | | | | | | | | | | | |
| 105C Downsview Stn - Steeles | 9.93 | | | | | | | | | | | | | | | | | | | | | | | LF | 1 | 30 ' 00 " | 30 | 0 | 19.9 | 601a | 531a | 1000p | 1031p | | | |
| | | | | | | | | | | | | | | | | | | | | | | | | | | | | | | | | | | | | |
| Sunday | 22-Nov-09 | Sunday morning | | | | | Sunday afternoon | | | | | Sunday early evening | | | | | Sunday late evening | | | | | | | | | | | | | | | | | | | |
| 105 Downsview Stn - Rutherford | 23.58 | | | | | | LF | 2 | 30 ' 00 " | 55 | 5 | 25.7 | LF | 2 | 30 ' 00 " | 55 | 5 | 25.7 | LF | 2 | 30 ' 00 " | 55 | 5 | 25.7 | | | | | | | | | | | | |
| 105C Downsview Stn - Steeles | 9.93 | | | | | | | | | | | | | | | | | | | | | | | LF | 1 | 30 ' 00 " | 30 | 0 | 19.9 | 900a | 831a | 1000p | 1031p | | | |
| | | | | | | | | | | | | | | | | | | | | | | | | | | | | | | | | | | | | |



TORONTO TRANSIT COMMISSION

SERVICE SUMMARY

March 27 to May 7, 2011

| Route | RT dist (km) and date of last change | Monday-Friday morning peak period | | | | | Monday-Friday midday | | | | | Monday-Friday afternoon peak period | | | | | Monday-Friday early evening | | | | | Monday-Friday late evening | | | | | First dep NB or WB | First dep SB or EB | Last dep NB or WB | Last dep SB or EB | | | | | | |
|--|--------------------------------------|---|------------|------------------|----------------|-----------------|-------------------------------------|----------|------------|------------------|----------------|-------------------------------------|----------------|----------|------------|------------------|-----------------------------|-----------------|----------------|----------|------------|----------------------------|----------------|-----------------|----------------|----------|--------------------|--------------------|-------------------|-------------------|------------|------------------|----------------|-----------------|----------------|------|
| | | Veh type | No. of Veh | Service interval | Run time (min) | Term time (min) | Avg spd (km/h) | Veh type | No. of Veh | Service interval | Run time (min) | Term time (min) | Avg spd (km/h) | Veh type | No. of Veh | Service interval | Run time (min) | Term time (min) | Avg spd (km/h) | Veh type | No. of Veh | Service interval | Run time (min) | Term time (min) | Avg spd (km/h) | Veh type | | | | | No. of Veh | Service interval | Run time (min) | Term time (min) | Avg spd (km/h) | |
| 505 DUNDAS | Ron/Rus | City of Toronto sidewalk reconstruction resumes. Streetcars diverted to operate via College between Lansdowne and Spadina Avenue. Bus replacement between Dundas West Stn. and McCaul to be operated at the Divisional level. | | | | | | | | | | | | | | | | | | | | | | | | | | | | | | | | | | |
| Monday to Friday | 28-Mar-11 | Monday-Friday morning peak period | | | | | Monday-Friday midday | | | | | Monday-Friday afternoon peak period | | | | | Monday-Friday early evening | | | | | Monday-Friday late evening | | | | | | | | | | | | | | |
| 505 Dundas West Stn – Broadview Stn | 23.87 | CLRV | 19 | 5 ' 30 " | 102 | 3 | 14.0 | CLRV | 20 | 5 ' 30 " | 106 | 4 | 13.5 | CLRV | 20 | 5 ' 40 " | 110 | 4 | 13.1 | CLRV | 12 | 8 ' 00 " | 91 | 5 | 15.7 | CLRV | 7 | 14 ' 00 " | 86 | 12 | 16.7 | 520a | 520a | 1252a | 1245a | |
| Saturday | 02-Apr-11 | Saturday early morning | | | | | Saturday morning | | | | | Saturday afternoon | | | | | Saturday early evening | | | | | Saturday late evening | | | | | | | | | | | | | | |
| 505 Dundas West Stn – Broadview Stn | 23.87 | CLRV | 10 | 10 ' 00 " | 92 | 8 | 15.6 | CLRV | 19 | 6 ' 00 " | 112 | 2 | 12.8 | CLRV | 25 | 4 ' 45 " | 115 | 4 | 12.5 | CLRV | 9 | 12 ' 00 " | 99 | 9 | 14.5 | CLRV | 7 | 14 ' 00 " | 86 | 12 | 16.7 | 527a | 536a | 1252a | 1251a | |
| Sunday | 27-Mar-11 | Sunday early morning | | | | | Sunday morning | | | | | Sunday afternoon | | | | | Sunday early evening | | | | | Sunday late evening | | | | | | | | | | | | | | |
| 505 Dundas West Stn – Broadview Stn | 23.87 | CLRV | 5 | 20 ' 00 " | 88 | 12 | 16.3 | CLRV | 13 | 8 ' 00 " | 100 | 4 | 14.3 | CLRV | 19 | 5 ' 40 " | 104 | 4 | 13.8 | CLRV | 9 | 12 ' 00 " | 99 | 9 | 14.5 | CLRV | 7 | 14 ' 00 " | 86 | 12 | 16.7 | 535a | 530a | 1247a | 1249a | |
| 26 DUPONT & | MtD | | | | | | | | | | | | | | | | | | | | | | | | | | | | | | | | | | | |
| Monday to Friday | 07-Sep-10 | Monday-Friday morning peak period | | | | | Monday-Friday midday | | | | | Monday-Friday afternoon peak period | | | | | Monday-Friday early evening | | | | | Monday-Friday late evening | | | | | | | | | | | | | | |
| 26 St George Stn – Jane Stn | 19.09 | LF | 6 | 13 ' 00 " | 75 | 3 | 15.3 | LF | 4 | 20 ' 00 " | 68 | 12 | 16.8 | LF | 6 | 14 ' 00 " | 80 | 4 | 14.3 | LF | 3 | 20 ' 00 " | 60 | 0 | 19.1 | LF | 2 | 30 ' 00 " | 60 | 0 | 19.1 | 540a | 510a | 200a | 130a | |
| Saturday | 29-Nov-08 | Saturday early morning | | | | | Saturday morning | | | | | Saturday afternoon | | | | | Saturday early evening | | | | | Saturday late evening | | | | | | | | | | | | | | |
| 26 St George Stn – Jane Stn | 19.09 | LF | 2 | 30 ' 00 " | 60 | 0 | 19.1 | LF | 3 | 24 ' 00 " | 72 | 0 | 15.9 | LF | 3 | 24 ' 00 " | 72 | 0 | 15.9 | LF | 3 | 24 ' 00 " | 72 | 0 | 15.9 | LF | 2 | 30 ' 00 " | 60 | 0 | 19.1 | 540a | 540a | 200a | 130a | |
| Sunday | 23-Nov-08 | Sunday early morning | | | | | Sunday morning | | | | | Sunday afternoon | | | | | Sunday early evening | | | | | Sunday late evening | | | | | | | | | | | | | | |
| 26 St George Stn – Jane Stn | 19.09 | LF | 2 | 30 ' 00 " | 60 | 0 | 19.1 | LF | 2 | 30 ' 00 " | 60 | 0 | 19.1 | LF | 2 | 30 ' 00 " | 60 | 0 | 19.1 | LF | 2 | 30 ' 00 " | 60 | 0 | 19.1 | LF | 2 | 30 ' 00 " | 60 | 0 | 19.1 | 710a | 740a | 140a | 110a | |
| 111 EAST MALL & | Qsy | | | | | | | | | | | | | | | | | | | | | | | | | | | | | | | | | | | |
| Monday to Friday | 29-Mar-10 | Monday-Friday morning peak period | | | | | Monday-Friday midday | | | | | Monday-Friday afternoon peak period | | | | | Monday-Friday early evening | | | | | Monday-Friday late evening | | | | | | | | | | | | | | |
| 111 Kipling Stn – Eglinton | 17.93 | LF | 5 | 10 ' 00 " | 46 | 4 | 23.4 | LF | 4 | 12 ' 00 " | 46 | 2 | 23.4 | LF | 5 | 11 ' 00 " | 49 | 6 | 22.0 | LF | 3 | 15 ' 00 " | 45 | 0 | 23.9 | LF | 2 | 20 ' 00 " | 36 | 4 | 29.9 | 525a | 510a | 120a | 103a | |
| Saturday | 20-Feb-10 | Saturday early morning | | | | | Saturday morning | | | | | Saturday afternoon | | | | | Saturday early evening | | | | | Saturday late evening | | | | | | | | | | | | | | |
| 111 Kipling Stn – Eglinton | 17.93 | LF | 2 | 20 ' 00 " | 40 | 0 | 26.9 | LF | 3.5 | 15 ' 00 " | 52 | 0 | 20.6 | LF | 5 | 11 ' 00 " | 47 | 8 | 22.9 | LF | 2 | 20 ' 00 " | 39 | 1 | 27.6 | LF | 2 | 20 ' 00 " | 36 | 4 | 29.9 | 551a | 610a | 102a | 1247a | |
| | | Alternates trips with 123 SHORNCLIFFE | | | | | | | | | | | | | | | | | | | | | | | | | | | | | | | | | | |
| Sunday | 14-Feb-10 | Sunday morning | | | | | Sunday afternoon | | | | | Sunday early evening | | | | | Sunday late evening | | | | | | | | | | | | | | | | | | | |
| 111 Kipling Stn – Eglinton | 17.93 | LF | 3 | 15 ' 00 " | 45 | 0 | 23.9 | LF | 3 | 18 ' 00 " | 47 | 7 | 22.9 | LF | 2 | 20 ' 00 " | 39 | 1 | 27.6 | LF | 2 | 20 ' 00 " | 36 | 4 | 29.9 | LF | 2 | 20 ' 00 " | 36 | 4 | 29.9 | 820a | 849a | 103a | 1247a | |
| 404 EAST YORK COMMUNITY BUS & | W-T | | | | | | | | | | | | | | | | | | | | | | | | | | | | | | | | | | | |
| Monday to Friday | Mar-05 | Monday-Friday midday | | | | | Monday-Friday afternoon peak period | | | | | | | | | | | | | | | | | | | | | | | | | | | | | |
| 404 East General Hospital – Shoppers World via Victoria Park Stn | | CB | 1 | 75 ' 00 " | 75 | 0 | | CB | 1 | 75 ' 00 " | 75 | 0 | | | | | | | | | | | | | | | | | | | | | | | | |
| 34 EGLINTON EAST & | Egl | | | | | | | | | | | | | | | | | | | | | | | | | | | | | | | | | | | |
| Monday to Friday | 29-Mar-11 | Monday-Friday morning peak period | | | | | Monday-Friday midday | | | | | Monday-Friday afternoon peak period | | | | | Monday-Friday early evening | | | | | Monday-Friday late evening | | | | | | | | | | | | | | |
| 34 Eglinton Stn – Kingston Rd | 33.71 | LF | 14 | 8 ' 00 " | 112 | 0 | 18.1 | | | | | | LF | 13 | 9 ' 15 " | 118 | 3 | 17.2 | | | | | | | | | | | | | | | 518a | 500a | 904a | 835a |
| 34C Eglinton Stn – Kennedy Stn | 23.33 | LF | 11 | 8 ' 00 " | 84 | 4 | 16.7 | LF | 12 | 6 ' 45 " | 81 | 0 | 17.3 | LF | 10 | 9 ' 15 " | 86 | 7 | 16.3 | LF | 10 | 8 ' 00 " | 80 | 0 | 17.5 | LF | 5 | 14 ' 00 " | 70 | 0 | 20.0 | 308p | 243p | 700p | 618p | |
| Combined/Average | | | 25 | 4 ' 00 " | | | | | 12 | 6 ' 45 " | | | | | 23 | 4 ' 38 " | | | | | 10 | 8 ' 00 " | | | | | 5 | 14 ' 00 " | | | | 642a | 621a | 210a | 200a | |
| Saturday | 23-Feb-08 | Saturday early morning | | | | | Saturday morning | | | | | Saturday afternoon | | | | | Saturday early evening | | | | | Saturday late evening | | | | | | | | | | | | | | |
| 34C Eglinton Stn – Kennedy Stn | 23.33 | LF | 6 | 12 ' 00 " | 72 | 0 | 19.4 | LF | 9 | 8 ' 30 " | 76 | 1 | 18.4 | LF | 11 | 7 ' 00 " | 76 | 1 | 18.4 | LF | 6 | 11 ' 00 " | 66 | 0 | 21.2 | LF | 4 | 15 ' 00 " | 60 | 0 | 23.3 | 501a | 514a | 210a | 200a | |
| Sunday | 30-Mar-08 | Sunday early morning | | | | | Sunday morning | | | | | Sunday afternoon | | | | | Sunday early evening | | | | | Sunday late evening | | | | | | | | | | | | | | |
| 34C Eglinton Stn – Kennedy Stn | 23.33 | LF | 6 | 12 ' 00 " | 72 | 0 | 19.4 | LF | 6 | 12 ' 00 " | 72 | 0 | 19.4 | LF | 8 | 9 ' 30 " | 72 | 4 | 19.4 | LF | 4 | 17 ' 00 " | 66 | 2 | 21.2 | LF | 3 | 20 ' 00 " | 60 | 0 | 23.3 | 702a | 715a | 220a | 150a | |
| 305 EGLINTON EAST & | Egl | | | | | | | | | | | | | | | | | | | | | | | | | | | | | | | | | | | |
| Overnight, 7 days a week | 14-Feb-10 | Monday-Friday overnight | | | | | Saturday overnight | | | | | Sunday overnight | | | | | | | | | | | | | | | | | | | | | | | | |
| 305 Eglinton Stn – Rouge Hill GO Stn | 48.20 | LF | 3.5 | 30 ' 00 " | 105 | 0 | 27.5 | LF | 3.5 | 30 ' 00 " | 105 | 0 | 27.5 | LF | 3.5 | 30 ' 00 " | 105 | 0 | 27.5 | | | | | | | | | | | | | | | | | |
| | | Alternates trips with 354 LAWRENCE EAST | | | | | | | | | | | | | | | | | | | | | | | | | | | | | | | | | | |



TORONTO TRANSIT COMMISSION

SERVICE SUMMARY

March 27 to May 7, 2011

| Route | RT dist (km) and date of last change | No. of | | | | | Run time | | | | | Term time | | | | | Avg spd (km/h) | | | | | No. of | Run time (min) | Term time (min) | Avg spd (km/h) | No. of | Run time (min) | Term time (min) | Avg spd (km/h) | No. of | Run time (min) | Term time (min) | Avg spd (km/h) | No. of | Run time (min) | Term time (min) | Avg spd (km/h) | First dep NB or WB | First dep SB or EB | Last dep NB or WB | Last dep SB or EB | | | | | | |
|--|--------------------------------------|---|-----|------------------|-------|-------|-------------------------------------|----------|-----|------------------|-------|-------------------------------------|--------|----------|-----|------------------|-----------------------------|-------|--------|----------|-----|----------------------------|----------------|-----------------|----------------|--------|----------------|-----------------|----------------|--------|----------------|-----------------|----------------|--------|----------------|-----------------|----------------|--------------------|--------------------|-------------------|-------------------|------------------|-------|-------|--------|----------|-----|
| | | Veh type | Veh | Service interval | (min) | (min) | (km/h) | Veh type | Veh | Service interval | (min) | (min) | (km/h) | Veh type | Veh | Service interval | (min) | (min) | (km/h) | Veh type | Veh | | | | | | | | | | | | | | | | | | | | | Service interval | (min) | (min) | (km/h) | Veh type | Veh |
| 32 EGLINTON WEST & COMMUNITY BUS | MtD | | | | | | | | | | | | | | | | | | | | | | | | | | | | | | | | | | | | | | | | | | | | | | |
| Monday to Friday | 12-Oct-10 | Monday-Friday morning peak period | | | | | Monday-Friday midday | | | | | Monday-Friday afternoon peak period | | | | | Monday-Friday early evening | | | | | Monday-Friday late evening | | | | | | | | | | | | | | | | | | | | | | | | | |
| 32 Eglinton Stn – Renforth | 32.99 | | | | | | | | | | | | | | | | | | | | | | | | | | | | | | | | | | | | | | | | | | | | | | |
| 32A Eglinton Stn – Renforth & Skymark | 34.65 | LF | 27 | 4 ' 30 " | 119 | 3 | 17.5 | LF | 10 | 11 ' 00 " | 108 | 2 | 19.2 | LF | 18 | 7 ' 00 " | 118 | 8 | 17.6 | LF | 10 | 11 ' 00 " | 109 | 1 | 19.1 | HF | 6 | 15 ' 00 " | 90 | 0 | 22.0 | 914p | 1010p | 120a | 110a | | | | | | | | | | | | |
| 32C Eglinton Stn – Jane & Lawrence via Trethewey | 20.18 | LF | 19 | 4 ' 30 " | 85 | 1 | 14.3 | LF | 8 | 11 ' 00 " | 84 | 4 | 14.4 | LF | 13 | 7 ' 00 " | 89 | 2 | 13.6 | LF | 8 | 11 ' 00 " | 84 | 4 | 14.4 | LF | 5 | 15 ' 00 " | 70 | 5 | 17.3 | 547a | 535a | 110a | 130a | | | | | | | | | | | | |
| 32D Eglinton West Stn – Jane & Emmett | 13.21 | LF | 5 | 9 ' 00 " | 43 | 2 | 18.4 | LF | 5 | 11 ' 00 " | 48 | 7 | 16.5 | LF | 7 | 7 ' 00 " | 47 | 2 | 16.9 | LF | 2 | 24 ' 00 " | 48 | 0 | 16.5 | LF | 2 | 24 ' 00 " | 44 | 4 | 18.0 | 630a | 601a | 104a | 104a | | | | | | | | | | | | |
| Combined/Average | | | 51 | 1 ' 48 " | | | | | 23 | 3 ' 40 " | | | | | 38 | 2 ' 20 " | | | | | 20 | 4 ' 28 " | | | | | 13 | 5 ' 43 " | | | | | | | | | | | | | | | | | | | |
| Saturday | 24-Oct-09 | Saturday early morning | | | | | Saturday morning | | | | | Saturday afternoon | | | | | Saturday early evening | | | | | Saturday late evening | | | | | | | | | | | | | | | | | | | | | | | | | |
| 32 Eglinton Stn – Renforth | 32.99 | | | | | | | | | | | | | | | | | | | | | | | | | | | | | | | | | | | | | | | | | | | | | | |
| 32A Eglinton Stn – Renforth & Skymark | 34.65 | LF | 7 | 15 ' 00 " | 95 | 10 | 21.9 | LF | 14 | 9 ' 00 " | 125 | 1 | 16.6 | LF | 14 | 9 ' 00 " | 125 | 1 | 16.6 | LF | 5 | 20 ' 00 " | 96 | 4 | 20.6 | LF | 4 | 24 ' 00 " | 90 | 6 | 22.0 | 442a | 515a | 108a | 111a | | | | | | | | | | | | |
| 32C Eglinton Stn – Jane & Lawrence via Trethewey | 20.18 | LF | 5 | 15 ' 00 " | 75 | 0 | 16.1 | LF | 11 | 9 ' 00 " | 96 | 3 | 12.6 | LF | 11 | 9 ' 00 " | 96 | 3 | 12.6 | LF | 4 | 20 ' 00 " | 72 | 8 | 16.8 | LF | 3 | 24 ' 00 " | 70 | 2 | 17.3 | 552a | 530a | 120a | 132a | | | | | | | | | | | | |
| 32D Eglinton West Stn – Jane & Emmett | 13.21 | LF | 2 | 24 ' 00 " | 43 | 5 | 18.4 | LF | 2 | 30 ' 00 " | 60 | 0 | 13.2 | LF | 2 | 30 ' 00 " | 60 | 0 | 13.2 | LF | 2 | 24 ' 00 " | 48 | 0 | 16.5 | LF | 2 | 24 ' 00 " | 44 | 4 | 18.0 | 618a | 614a | 104a | 103a | | | | | | | | | | | | |
| Combined/Average | | | 14 | 5 ' 43 " | | | | | 27 | 3 ' 55 " | | | | | 27 | 3 ' 55 " | | | | | 11 | 7 ' 04 " | | | | | 9 | 8 ' 00 " | | | | | | | | | | | | | | | | | | | |
| Sunday | 21-Jun-09 | Sunday early morning | | | | | Sunday morning | | | | | Sunday afternoon | | | | | Sunday early evening | | | | | Sunday late evening | | | | | | | | | | | | | | | | | | | | | | | | | |
| 32 Eglinton Stn – Renforth | 32.99 | LF | 3.5 | 30 ' 00 " | 90 | 15 | 22.0 | LF | 7 | 14 ' 00 " | 98 | 0 | 20.2 | LF | 10 | 10 ' 00 " | 99 | 1 | 20.0 | LF | 5.5 | 18 ' 00 " | 96 | 3 | 20.6 | LF | 3.5 | 30 ' 00 " | 90 | 15 | 22.0 | 442a | 525a | 100a | 1257a | | | | | | | | | | | | |
| 32C Eglinton Stn – Jane & Lawrence via Trethewey | 20.18 | LF | 2.5 | 30 ' 00 " | 70 | 5 | 17.3 | LF | 6 | 14 ' 00 " | 80 | 4 | 15.1 | LF | 8 | 10 ' 00 " | 80 | 0 | 15.1 | LF | 4.5 | 18 ' 00 " | 72 | 9 | 16.8 | LF | 2.5 | 30 ' 00 " | 70 | 5 | 17.3 | 700a | 740a | 115a | 119a | | | | | | | | | | | | |
| 32D Eglinton West Stn – Jane & Emmett | 13.21 | LF | 2 | 24 ' 00 " | 44 | 4 | 18.0 | LF | 2 | 24 ' 00 " | 46 | 2 | 17.2 | LF | 2 | 24 ' 00 " | 46 | 2 | 17.2 | LF | 2 | 24 ' 00 " | 42 | 6 | 18.9 | LF | 2 | 24 ' 00 " | 37 | 11 | 21.4 | 900a | 903a | 100a | 102a | | | | | | | | | | | | |
| Combined/Average | | | 6 | 15 ' 00 " | | | | | 15 | 5 ' 25 " | | | | | 20 | 4 ' 08 " | | | | | 12 | 6 ' 33 " | | | | | 8 | 9 ' 14 " | | | | | | | | | | | | | | | | | | | |
| 307 EGLINTON WEST & COMMUNITY BUS | MtD | | | | | | | | | | | | | | | | | | | | | | | | | | | | | | | | | | | | | | | | | | | | | | |
| Overnight, 7 days a week | 23-Nov-08 | Monday-Friday overnight | | | | | Saturday overnight | | | | | Sunday overnight | | | | | | | | | | | | | | | | | | | | | | | | | | | | | | | | | | | |
| 307 Eglinton Stn – Pearson Airport | 38.95 | LF | 3 | 30 ' 00 " | 90 | 0 | 26.0 | LF | 3 | 30 ' 00 " | 90 | 0 | 26.0 | LF | 3 | 30 ' 00 " | 90 | 0 | 26.0 | | | | | | | | | | | | | | | | | | | | | | | | | | | | |
| 405 ETOBICOKE COMMUNITY BUS | W-T | | | | | | | | | | | | | | | | | | | | | | | | | | | | | | | | | | | | | | | | | | | | | | |
| Monday to Friday | 24-Oct-05 | Monday-Friday midday | | | | | Monday-Friday afternoon peak period | | | | | | | | | | | | | | | | | | | | | | | | | | | | | | | | | | | | | | | | |
| 405 Richview – Kipling | | CB | 1 | 74 ' 00 " | 74 | 0 | | CB | 1 | 74 ' 00 " | 74 | 0 | | | | | | | | | | | | | | | | | | | | | | | | | | | | | | | | | | | |
| 15 EVANS & COMMUNITY BUS | Qsy | | | | | | | | | | | | | | | | | | | | | | | | | | | | | | | | | | | | | | | | | | | | | | |
| Monday to Friday | 07-Sep-10 | Monday-Friday morning peak period | | | | | Monday-Friday midday | | | | | Monday-Friday afternoon peak period | | | | | Monday-Friday early evening | | | | | Monday-Friday late evening | | | | | | | | | | | | | | | | | | | | | | | | | |
| 15 Royal York Stn – Sherway | 16.51 | LF | 4 | 12 ' 30 " | 50 | 0 | 19.8 | LF | 2 | 22 ' 30 " | 45 | 0 | 22.0 | LF | 4 | 12 ' 30 " | 50 | 0 | 19.8 | LF | 1.5 | 30 ' 00 " | 40 | 5 | 24.8 | LF | 1.5 | 30 ' 00 " | 40 | 5 | 24.8 | 600a | 545a | 115a | 105a | | | | | | | | | | | | |
| | | Alternates trips with 48 RATHBURN | | | | | | | | | | | | | | | | | | | | | | | | | | | | | | | | | | | | | | | | | | | | | |
| Saturday | 29-Nov-08 | Saturday early morning | | | | | Saturday morning | | | | | Saturday afternoon | | | | | Saturday early evening | | | | | Saturday late evening | | | | | | | | | | | | | | | | | | | | | | | | | |
| 15 Royal York Stn – Sherway | 16.51 | LF | 1.5 | 30 ' 00 " | 45 | 0 | 22.0 | LF | 1.5 | 30 ' 00 " | 45 | 0 | 22.0 | LF | 1.5 | 30 ' 00 " | 45 | 0 | 22.0 | LF | 1.5 | 30 ' 00 " | 40 | 5 | 24.8 | LF | 1.5 | 30 ' 00 " | 40 | 5 | 24.8 | 600a | 600a | 100a | 1250a | | | | | | | | | | | | |
| | | Alternates trips with 48 RATHBURN | | | | | | | | | | | | | | | | | | | | | | | | | | | | | | | | | | | | | | | | | | | | | |
| Sunday | 23-Nov-08 | Sunday morning | | | | | Sunday afternoon | | | | | Sunday early evening | | | | | Sunday late evening | | | | | | | | | | | | | | | | | | | | | | | | | | | | | | |
| 15 Royal York Stn – Sherway | 16.51 | LF | 1.5 | 30 ' 00 " | 40 | 5 | 24.8 | LF | 1.5 | 30 ' 00 " | 40 | 5 | 24.8 | LF | 1.5 | 30 ' 00 " | 40 | 5 | 24.8 | LF | 1.5 | 30 ' 00 " | 40 | 5 | 24.8 | LF | 1.5 | 30 ' 00 " | 40 | 5 | 24.8 | 907a | 900a | 107a | 100a | | | | | | | | | | | | |
| | | Alternates trips with 48 RATHBURN | | | | | | | | | | | | | | | | | | | | | | | | | | | | | | | | | | | | | | | | | | | | | |
| 193 EXHIBITION ROCKET | Wil | | | | | | | | | | | | | | | | | | | | | | | | | | | | | | | | | | | | | | | | | | | | | | |
| 193 Dundas West Stn – Exhibition | | Bus service provided only during special events | | | | | | | | | | | | | | | | | | | | | | | | | | | | | | | | | | | | | | | | | | | | | |



TORONTO TRANSIT COMMISSION

SERVICE SUMMARY

March 27 to May 7, 2011

| Route | RT dist (km) and date of last change | No. of | | | | | Term time (min) | Avg spd (km/h) | No. of | | | | | Term time (min) | Avg spd (km/h) | No. of | | | | | Term time (min) | Avg spd (km/h) | No. of | Term time (min) | Avg spd (km/h) | No. of | Term time (min) | Avg spd (km/h) | First dep NB or WB | First dep SB or EB | Last dep NB or WB | Last dep SB or EB | | | | | | | | | | | | | | | | | |
|---|--------------------------------------|-----------------------------------|-----|------------------|----------------|----------------|-----------------------------------|----------------|----------|---------|------------------|-------------------------------------|----------------|-----------------|----------------|----------|-----------------------------------|------------------|----------------|--------------------------------------|-----------------|----------------------------|--------|-----------------|----------------|--------|-----------------|----------------|--------------------|--------------------|-------------------|-------------------|----------|------|------------------|----------------|----------------|-------|-------|------|------|------|--|--|--|--|--|--|--|
| | | Veh type | Veh | Service interval | Run time (min) | Run time (min) | | | Veh type | Veh | Service interval | Run time (min) | Run time (min) | | | Veh type | Veh | Service interval | Run time (min) | Run time (min) | | | | | | | | | | | | | Veh type | Veh | Service interval | Run time (min) | Run time (min) | | | | | | | | | | | | |
| 36 FINCH WEST & | Arw | | | | | | | | | | | | | | | | | | | | | | | | | | | | | | | | | | | | | | | | | | | | | | | | |
| Monday to Friday | 03-Jan-11 | Monday-Friday morning peak period | | | | | Monday-Friday midday | | | | | Monday-Friday afternoon peak period | | | | | Monday-Friday early evening | | | | | Monday-Friday late evening | | | | | | | | | | | | | | | | | | | | | | | | | | | |
| 36A Finch Stn – Kipling | 30.89 | LF | 11 | 8' 00" | 88 | 0 | 21.1 | LF | 10.5 | 9' 00" | 94 | 0 | 19.7 | LF | 9 | 12' 00" | 104 | 4 | 17.8 | | | | | | LF | 12 | 8' 00" | 95 | 1 | 25.2 | | | 619a | 922a | 630p | 638p | | | | | | | | | | | | | |
| 36B Finch Stn – Humberwood | 39.97 | LF | 15 | 8' 00" | 120 | 0 | 20.0 | LF | 13.5 | 9' 00" | 120 | 2 | 20.0 | LF | 22 | 6' 00" | 130 | 2 | 18.4 | | | | | | LF | 16 | 6' 45" | 108 | 0 | 22.2 | | | 515a | 530a | 234a | 146a | | | | | | | | | | | | | |
| 36C Finch Stn – Jane | 19.50 | LF | 4 | 16' 00" | 62 | 2 | 18.9 | | | | | | | | | | | | | | | | | | | | | | | | | | | | | | | | | | | | | | | | | | |
| 36D Finch Stn – Weston Rd & Milvan | 27.25 | LF | 5 | 16' 00" | 78 | 2 | 21.0 | | | | | | | | | | | LF | 8 | 12' 00" | 91 | 5 | 18.0 | | | | | | | | | | | | | | | | | | | | | | | | | | |
| Combined/Average | | 35 | | | | | 24 | | | | | 39 | | | | | 16 | | | | | 12 | | | | | | | | | | | | | | | | | | | | | | | | | | | |
| Saturday | 23-Feb-08 | Saturday early morning | | | | | Saturday morning | | | | | Saturday afternoon | | | | | Saturday early evening | | | | | Saturday late evening | | | | | | | | | | | | | | | | | | | | | | | | | | | |
| 36A Finch Stn – Kipling | 30.89 | | | | | | LF | 9 | 11' 00" | 92 | 7 | 20.1 | LF | 9 | 11' 00" | 92 | 7 | 20.1 | | | | | | LF | 10 | 9' 00" | 90 | 0 | 26.6 | LF | 7 | 13' 00" | 90 | 1 | 26.6 | | | 1006a | 1020a | 727p | 651p | | | | | | | | |
| 36B Finch Stn – Humberwood | 39.97 | LF | 10 | 10' 00" | 95 | 5 | 25.2 | LF | 11 | 11' 00" | 120 | 1 | 20.0 | LF | 11 | 11' 00" | 120 | 1 | 20.0 | | | | | | LF | 10 | 9' 00" | 90 | 0 | 26.6 | LF | 7 | 13' 00" | 90 | 1 | 26.6 | | | 515a | 535a | 230a | 155a | | | | | | | |
| Combined/Average | | 10 | | | | | 20 | | | | | 20 | | | | | 10 | | | | | 7 | | | | | | | | | | | | | | | | | | | | | | | | | | | |
| Sunday | 21-Jun-09 | Sunday early morning | | | | | Sunday morning | | | | | Sunday afternoon | | | | | Sunday early evening | | | | | Sunday late evening | | | | | | | | | | | | | | | | | | | | | | | | | | | |
| 36B Finch Stn – Humberwood | 39.97 | LF | 6 | 15' 00" | 90 | 0 | 26.6 | LF | 13 | 8' 00" | 97 | 7 | 24.7 | LF | 17 | 6' 00" | 97 | 5 | 24.7 | | | | | | LF | 10 | 9' 00" | 90 | 0 | 26.6 | LF | 7 | 13' 00" | 90 | 1 | 26.6 | | | 535a | 550a | 230a | 154a | | | | | | | |
| 309 FINCH WEST & | Arw/Mal | | | | | | | | | | | | | | | | | | | | | | | | | | | | | | | | | | | | | | | | | | | | | | | | |
| Overnight, 7 days a week | 17-May-08 | Monday-Friday overnight | | | | | Saturday overnight | | | | | Sunday overnight | | | | | | | | | | | | | | | | | | | | | | | | | | | | | | | | | | | | | |
| 309 Finch Stn – Woodbine Racetrack | 45.42 | LF | 3 | 30' 00" | 86 | 0 | 31.7 | LF | 3 | 30' 00" | 86 | 0 | 31.7 | LF | 3 | 30' 00" | 86 | 0 | 31.7 | Alternates trips with 308 FINCH EAST | | | | | | | | | | | | | | | | | | | | | | | | | | | | | |
| 100 FLEMINGDON PARK & | Egl | | | | | | | | | | | | | | | | | | | | | | | | | | | | | | | | | | | | | | | | | | | | | | | | |
| Monday to Friday | 07-Sep-10 | Monday-Friday morning peak period | | | | | Monday-Friday midday | | | | | Monday-Friday afternoon peak period | | | | | Monday-Friday early evening | | | | | Monday-Friday late evening | | | | | | | | | | | | | | | | | | | | | | | | | | | |
| 100 Broadview Stn – Eglinton Stn | 31.06 | LF | 3 | 14' 00" | 98 | 4 | 19.0 | LF | 12 | 8' 00" | 95 | 1 | 19.6 | LF | 3 | 16' 30" | 100 | 10 | 18.6 | LF | 12 | 7' 30" | 90 | 0 | 20.7 | LF | 6 | 15' 00" | 80 | 10 | 23.3 | | | 535a | 505a | 120a | 120a | | | | | | | | | | | | |
| 100A Broadview Stn – Don Mills & Wynford | 20.53 | LF | 17 | 3' 30" | 60 | 0 | 20.7 | | | | | | | | | | | | | | | | | | | | | | | | | | | | | | | | | | | | | | | | | | |
| 100D Broadview Stn – Don Mills & Wynford via Linkwood | 20.63 | LF | | 14' 00" | 60 | 0 | 20.6 | | | | | | | | | | | LF | | 16' 30" | 61 | 0 | 20.3 | | | | | | | | | | | | | | | | | | | | | | | | | | |
| Combined/Average | | 20 | | | | | 12 | | | | | 14 | | | | | 12 | | | | | 6 | | | | | | | | | | | | | | | | | | | | | | | | | | | |
| | | Every 4th 100A operates as a 100 | | | | | Every 4th 100A operates as a 100D | | | | | Every 3rd 100A operates as a 100 | | | | | Every 3rd 100A operates as a 100D | | | | | | | | | | | | | | | | | | | | | | | | | | | | | | | | |
| Saturday | 23-Feb-08 | Saturday early morning | | | | | Saturday morning | | | | | Saturday afternoon | | | | | Saturday early evening | | | | | Saturday late evening | | | | | | | | | | | | | | | | | | | | | | | | | | | |
| 100 Broadview Stn – Eglinton Stn | 31.06 | LF | 3 | 30' 00" | 90 | 0 | 20.7 | LF | 11 | 8' 15" | 91 | 0 | 20.5 | LF | 11 | 8' 15" | 91 | 0 | 20.5 | LF | 10 | 9' 00" | 90 | 0 | 20.7 | LF | 4 | 20' 00" | 80 | 0 | 23.3 | | | 615a | 600a | 120a | 120a | | | | | | | | | | | | |
| Sunday | 17-Feb-08 | Sunday morning | | | | | Sunday afternoon | | | | | Sunday early evening | | | | | Sunday late evening | | | | | | | | | | | | | | | | | | | | | | | | | | | | | | | | |
| 100 Broadview Stn – Eglinton Stn | 31.06 | | | | | | LF | 5 | 20' 00" | 90 | 10 | 20.7 | LF | 5 | 20' 00" | 90 | 10 | 20.7 | LF | 6 | 15' 00" | 90 | 0 | 20.7 | | | | | | | | 910a | 815a | 915p | 945p | | | | | | | | | | | | | | |
| 100A Broadview Stn – Don Mills & Wynford | 20.53 | | | | | | | | | | | | | | | | | | | | | LF | 3 | 20' 00" | 60 | 0 | 31.1 | | | 900a | 930a | 115a | 100a | | | | | | | | | | | | | | | | |
| Combined/Average | | 8 | | | | | 8 | | | | | 6 | | | | | 3 | | | | | | | | | | | | | | | | | | | | | | | | | | | | | | | | |
| 33 FOREST HILL & | Wil | | | | | | | | | | | | | | | | | | | | | | | | | | | | | | | | | | | | | | | | | | | | | | | | |
| Monday to Friday | 21-Jun-10 | Monday-Friday morning peak period | | | | | Monday-Friday midday | | | | | Monday-Friday afternoon peak period | | | | | Monday-Friday early evening | | | | | Monday-Friday late evening | | | | | | | | | | | | | | | | | | | | | | | | | | | |
| 33 St Clair West Stn - Eglinton (Roselawn) | 7.17 | LF | 1 | 30' 00" | 30 | 0 | 14.3 | LF | 1 | 30' 00" | 30 | 0 | 14.3 | LF | 1 | 30' 00" | 30 | 0 | 14.3 | LF | 1 | 30' 00" | 30 | 0 | 14.3 | LF | 1 | 30' 00" | 30 | 0 | 14.3 | | | 700a | 716a | 100a | 1246a | | | | | | | | | | | | |
| Saturday | 26-Jun-10 | Saturday early morning | | | | | Saturday morning | | | | | Saturday afternoon | | | | | Saturday early evening | | | | | Saturday late evening | | | | | | | | | | | | | | | | | | | | | | | | | | | |
| 33 St Clair West Stn - Eglinton (Roselawn) | 7.17 | LF | 1 | 30' 00" | 30 | 0 | 14.3 | LF | 1 | 30' 00" | 30 | 0 | 14.3 | LF | 1 | 30' 00" | 30 | 0 | 14.3 | LF | 1 | 30' 00" | 30 | 0 | 14.3 | LF | 1 | 30' 00" | 30 | 0 | 14.3 | | | 700a | 716a | 100a | 1246a | | | | | | | | | | | | |
| Sunday | 20-Jun-10 | Sunday morning | | | | | Sunday afternoon | | | | | Sunday early evening | | | | | Sunday late evening | | | | | | | | | | | | | | | | | | | | | | | | | | | | | | | | |
| 33 St Clair West Stn - Eglinton (Roselawn) | 7.17 | | | | | | LF | 1 | 30' 00" | 30 | 0 | 14.3 | LF | 1 | 30' 00" | 30 | 0 | 14.3 | LF | 1 | 30' 00" | 30 | 0 | 14.3 | LF | 1 | 30' 00" | 30 | 0 | 14.3 | | | 900a | 916a | 100a | 1246a | | | | | | | | | | | | | |



TORONTO TRANSIT COMMISSION

SERVICE SUMMARY

March 27 to May 7, 2011

| Route | RT dist (km) and date of last change | No. of | | | | | Run time (min) | Term time (min) | Avg spd (km/h) | No. of | | | | | Run time (min) | Term time (min) | Avg spd (km/h) | No. of | | | | | Run time (min) | Term time (min) | Avg spd (km/h) | No. of | Run time (min) | Term time (min) | Avg spd (km/h) | No. of | Run time (min) | Term time (min) | Avg spd (km/h) | First dep NB or WB | First dep SB or EB | Last dep NB or WB | Last dep SB or EB |
|---|--------------------------------------|-----------------------------------|-----|------------------|-------|-------|------------------------|-----------------|----------------|-----------|----------|-------------------------------------|------------------|-------|----------------|-----------------|-----------------------------|--------|--------|----------|-----------|----------------------------|----------------|-----------------|----------------|--------|----------------|-----------------|----------------|--------|----------------|-----------------|----------------|--------------------|--------------------|-------------------|-------------------|
| | | Veh type | Veh | Service interval | (min) | (min) | | | | (km/h) | Veh type | Veh | Service interval | (min) | | | | (min) | (km/h) | Veh type | Veh | Service interval | | | | | | | | | | | | | | | |
| 30 LAMBTON & | Qsy | | | | | | | | | | | | | | | | | | | | | | | | | | | | | | | | | | | | |
| Monday to Friday | 07-Sep-10 | Monday-Friday morning peak period | | | | | Monday-Friday midday | | | | | Monday-Friday afternoon peak period | | | | | Monday-Friday early evening | | | | | Monday-Friday late evening | | | | | | | | | | | | | | | |
| 30 Kipling Stn – High Park Stn | 18.39 | LF | 4 | 15 ' 00 " | 53 | 7 | 20.8 | LF | 2 | 30 ' 00 " | 49 | 11 | 22.5 | LF | 3 | 20 ' 00 " | 53 | 7 | 20.8 | LF | 2 | 30 ' 00 " | 56 | 4 | 19.7 | LF | 2 | 30 ' 00 " | 44 | 16 | 25.1 | 520a | 540a | 1258a | 105a | | |
| Saturday | 11-Sep-10 | Saturday early morning | | | | | Saturday morning | | | | | Saturday afternoon | | | | | Saturday early evening | | | | | Saturday late evening | | | | | | | | | | | | | | | |
| 30 Kipling Stn – High Park Stn | 18.39 | LF | 2 | 30 ' 00 " | 44 | 16 | 25.1 | LF | 2 | 30 ' 00 " | 48 | 12 | 23.0 | LF | 2 | 30 ' 00 " | 48 | 12 | 23.0 | LF | 2 | 30 ' 00 " | 48 | 12 | 23.0 | LF | 2 | 30 ' 00 " | 44 | 16 | 25.1 | 530a | 600a | 100a | 100a | | |
| Sunday | 05-Sep-10 | Sunday morning | | | | | Sunday afternoon | | | | | Sunday early evening | | | | | Sunday late evening | | | | | | | | | | | | | | | | | | | | |
| 30 Kipling Stn – High Park Stn | 18.39 | LF | 2 | 30 ' 00 " | 48 | 12 | 23.0 | LF | 2 | 30 ' 00 " | 48 | 12 | 23.0 | LF | 2 | 30 ' 00 " | 48 | 12 | 23.0 | LF | 2 | 30 ' 00 " | 48 | 12 | 23.0 | LF | 2 | 30 ' 00 " | 44 | 16 | 25.1 | 830a | 900a | 100a | 100a | | |
| 47 LANSLOWNE & | MtD | | | | | | | | | | | | | | | | | | | | | | | | | | | | | | | | | | | | |
| Monday to Friday | 03-Jan-11 | Monday-Friday morning peak period | | | | | Monday-Friday midday | | | | | Monday-Friday afternoon peak period | | | | | Monday-Friday early evening | | | | | Monday-Friday late evening | | | | | | | | | | | | | | | |
| 47 Queen – St Clair | 8.51 | LF | 4 | 11 ' 00 " | 36 | 8 | 14.2 | LF | 2.5 | 15 ' 00 " | 36 | 2 | 14.4 | LF | 3 | 13 ' 00 " | 36 | 3 | 14.2 | LF | 2 | 18 ' 00 " | 36 | 0 | 14.2 | LF | 1 | 30 ' 00 " | 30 | 0 | 17.0 | 500a | 445a | 145a | 128a | | |
| 47B Queen – Yorkdale Stn via Caledonia and Bridgeland | 25.11 | LF | 4 | 22 ' 00 " | 86 | 2 | 17.5 | LF | 5.5 | 15 ' 00 " | 76 | 7 | 19.8 | LF | 3.5 | 26 ' 00 " | 91 | 0 | 16.6 | LF | 5 | 18 ' 00 " | 78 | 12 | 19.3 | LF | 3 | 30 ' 00 " | 69 | 21 | 21.8 | 530a | 512a | 1258a | 1253a | | |
| 47C Queen – Yorkdale Stn via Caledonia and Orfus | 24.46 | LF | 4 | 22 ' 00 " | 86 | 2 | 17.1 | LF | | | | | LF | 3.5 | 26 ' 00 " | 91 | 0 | 16.1 | LF | | | | | | LF | 3 | 30 ' 00 " | 69 | 21 | 21.8 | 541a 319p | 520a 245p | 859a 621p | 900a 614p | | | |
| Combined/Average | | | 12 | 5 ' 30 " | | | | | 8 | 7 ' 30 " | | | | 10 | 6 ' 30 " | | | | | 7 | 9 ' 00 " | | | | | 4 | 15 ' 00 " | | | | | | | | | | |
| Saturday | 08-Jan-11 | Saturday early morning | | | | | Saturday early morning | | | | | Saturday afternoon | | | | | Saturday early evening | | | | | Saturday late evening | | | | | | | | | | | | | | | |
| 47 Queen – St Clair | 8.51 | LF | 2.5 | 18 ' 00 " | 36 | 9 | 14.2 | LF | 2.5 | 18 ' 00 " | 36 | 9 | 14.2 | LF | 3 | 18 ' 00 " | 44 | 10 | 11.6 | LF | 2 | 20 ' 00 " | 36 | 4 | 14.2 | LF | 1 | 30 ' 00 " | 30 | 0 | 17.0 | 559a | 627a | 145a | 128a | | |
| 47B Queen – Yorkdale Stn via Caledonia and Bridgeland | 25.11 | LF | 4.5 | 18 ' 00 " | 80 | 1 | 18.8 | LF | 4.5 | 18 ' 00 " | 80 | 1 | 18.8 | LF | 5 | 18 ' 00 " | 88 | 2 | 17.1 | LF | 4 | 20 ' 00 " | 78 | 2 | 19.3 | LF | 3 | 30 ' 00 " | 69 | 21 | 21.8 | 549a | 516a | 1258a | 1253a | | |
| Combined/Average | | | 7 | 9 ' 00 " | | | | | 7 | 9 ' 00 " | | | | 8 | 9 ' 00 " | | | | | 6 | 10 ' 00 " | | | | | 4 | 15 ' 00 " | | | | | | | | | | |
| Sunday | 02-Jan-11 | Sunday early morning | | | | | Sunday early morning | | | | | Sunday afternoon | | | | | Sunday early evening | | | | | Sunday late evening | | | | | | | | | | | | | | | |
| 47 Queen – St Clair | 8.51 | LF | 2 | 20 ' 00 " | 36 | 4 | 14.2 | LF | 2 | 20 ' 00 " | 36 | 4 | 14.2 | LF | 2 | 20 ' 00 " | 36 | 4 | 14.2 | LF | 2 | 20 ' 00 " | 36 | 4 | 14.2 | LF | 1 | 30 ' 00 " | 30 | 0 | 17.0 | 548a | 530a | 145a | 128a | | |
| 47B Queen – Yorkdale Stn via Caledonia and Bridgeland | 25.11 | LF | | | | | | LF | 4 | 20 ' 00 " | 78 | 2 | 19.3 | LF | 4 | 20 ' 00 " | 78 | 2 | 19.3 | LF | 4 | 20 ' 00 " | 78 | 2 | 19.3 | LF | 3 | 30 ' 00 " | 69 | 21 | 21.8 | 812a | 755a | 1258a | 1253a | | |
| Combined/Average | | | 2 | 20 ' 00 " | | | | | 6 | 10 ' 00 " | | | | 6 | 10 ' 00 " | | | | | 6 | 10 ' 00 " | | | | | 4 | 15 ' 00 " | | | | | | | | | | |
| 54 LAWRENCE EAST & | Egl | | | | | | | | | | | | | | | | | | | | | | | | | | | | | | | | | | | | |
| Monday to Friday | 03-Jan-11 | Monday-Friday morning peak period | | | | | Monday-Friday midday | | | | | Monday-Friday afternoon peak period | | | | | Monday-Friday early evening | | | | | Monday-Friday late evening | | | | | | | | | | | | | | | |
| 54 Eglinton Stn – Orton Park | 40.09 | LF | 15 | 9 ' 00 " | 131 | 4 | 18.4 | LF | 10 | 12 ' 00 " | 120 | 0 | 20.0 | LF | 13 | 10 ' 00 " | 130 | 0 | 18.5 | LF | 6 | 20 ' 00 " | 120 | 0 | 20.0 | LF | 4.5 | 23 ' 15 " | 105 | 0 | 23.0 | 515a | 607a | 141a | 157a | | |
| 54A Eglinton Stn – Starspray Blvd | 53.90 | LF | 19 | 9 ' 00 " | 168 | 3 | 19.3 | LF | 13 | 12 ' 00 " | 150 | 6 | 21.6 | LF | 17 | 10 ' 00 " | 168 | 2 | 19.3 | LF | 7 | 20 ' 00 " | 140 | 0 | 23.1 | LF | 5.5 | 23 ' 15 " | 123 | 5 | 26.3 | 515a | 518a | 139a | 209a | | |
| 54E Lawrence East Stn – Starspray Blvd Express | 26.96 | LF | 7 | 9 ' 00 " | 63 | 0 | 25.7 | LF | | | | | LF | 7 | 10 ' 00 " | 64 | 6 | 25.3 | LF | | | | | | LF | | | | | | | | | 634a 338p | 706a 326p | 849a 658p | 827a 706p |
| Combined/Average | | | 41 | 3 ' 00 " | | | | | 23 | 6 ' 00 " | | | | 37 | 3 ' 20 " | | | | | 13 | 10 ' 00 " | | | | | 10 | 11 ' 38 " | | | | | | | | | | |
| Saturday | 29-Nov-08 | Saturday early morning | | | | | Saturday morning | | | | | Saturday afternoon | | | | | Saturday early evening | | | | | Saturday late evening | | | | | | | | | | | | | | | |
| 54 Eglinton Stn – Orton Park | 40.09 | LF | 4 | 30 ' 00 " | 120 | 0 | 20.0 | LF | 7.5 | 16 ' 00 " | 120 | 0 | 20.0 | LF | 9 | 14 ' 00 " | 120 | 6 | 20.0 | LF | 3.5 | 30 ' 00 " | 105 | 0 | 22.9 | LF | 3.5 | 30 ' 00 " | 105 | 0 | 22.9 | 553a | 623a | 107a | 215a | | |
| 54A Eglinton Stn – Starspray Blvd | 53.90 | LF | 5 | 30 ' 00 " | 150 | 0 | 21.6 | LF | 9.5 | 16 ' 00 " | 152 | 0 | 21.3 | LF | 11 | 14 ' 00 " | 152 | 2 | 21.3 | LF | 4.5 | 30 ' 00 " | 123 | 12 | 26.3 | LF | 4.5 | 30 ' 00 " | 123 | 12 | 26.3 | 528a | 608a | 132a | 130a | | |
| Combined/Average | | | 9 | 15 ' 00 " | | | | | 17 | 8 ' 00 " | | | | 20 | 7 ' 00 " | | | | | 8 | 15 ' 00 " | | | | | 8 | 15 ' 00 " | | | | | | | | | | |
| Sunday | 23-Nov-08 | Sunday early morning | | | | | Sunday morning | | | | | Sunday afternoon | | | | | Sunday early evening | | | | | Sunday late evening | | | | | | | | | | | | | | | |
| 54 Eglinton Stn – Orton Park | 40.09 | LF | 3.5 | 30 ' 00 " | 105 | 0 | 22.9 | LF | 6 | 20 ' 00 " | 115 | 5 | 20.9 | LF | 7.5 | 16 ' 00 " | 115 | 5 | 20.9 | LF | 3.5 | 30 ' 00 " | 105 | 0 | 22.9 | LF | 3.5 | 30 ' 00 " | 105 | 0 | 22.9 | 635a | 730a | 105a | 215a | | |
| 54A Eglinton Stn – Starspray Blvd | 53.90 | LF | 4.5 | 30 ' 00 " | 135 | 0 | 24.0 | LF | 7 | 20 ' 00 " | 138 | 2 | 23.4 | LF | 9.5 | 16 ' 00 " | 140 | 12 | 23.1 | LF | 4.5 | 30 ' 00 " | 120 | 15 | 27.0 | LF | 4.5 | 30 ' 00 " | 120 | 15 | 27.0 | 723a | 715a | 144a | 130a | | |
| Combined/Average | | | 8 | 15 ' 00 " | | | | | 13 | 10 ' 00 " | | | | 17 | 8 ' 00 " | | | | | 8 | 15 ' 00 " | | | | | 8 | 15 ' 00 " | | | | | | | | | | |

54 operates north via Scarborough Golf Club Road before 300p, north via Orton Park Road after 300p
Overnight service east of Kingston Road provided by 305 EGLINTON EAST.

| | | | | | | | | | | | | | | | | | | | | | | | | | | | | | | | | | | |
|---------------------------------------|-----------|-------------------------|-----|-----------|----|---|--------------------|----|-----|-----------|----|------------------|------|----|-----|-----------|----|---|------|----|--|--|--|--|--|--|--|--|--|--|--|--|--|--|
| 354 LAWRENCE EAST & | Egl | | | | | | | | | | | | | | | | | | | | | | | | | | | | | | | | | |
| Overnight, 7 days a week | 14-Feb-10 | Monday-Friday overnight | | | | | Saturday overnight | | | | | Sunday overnight | | | | | | | | | | | | | | | | | | | | | | |
| 354 Eglinton Stn – U of T Scarborough | 51.50 | LF | 3.5 | 30 ' 00 " | 96 | 9 | 32.2 | LF | 3.5 | 30 ' 00 " | 96 | 9 | 32.2 | LF | 3.5 | 30 ' 00 " | 96 | 9 | 32.2 | LF | | | | | | | | | | | | | | |
| Combined/Average | | | | | | | | | | | | | | | | | | | | | | | | | | | | | | | | | | |

Alternates trips with 305 EGLINTON EAST

Alternates trips with 305 EGLINTON EAST

Alternates trips with 305 EGLINTON EAST



TORONTO TRANSIT COMMISSION

SERVICE SUMMARY

March 27 to May 7, 2011

| Route | RT dist (km) and date of last change | Veh type | No. of | | | Run time (min) | Term time (min) | Avg spd (km/h) | No. of | | | Run time (min) | Term time (min) | Avg spd (km/h) | No. of | | | Run time (min) | Term time (min) | Avg spd (km/h) | No. of | | | Run time (min) | Term time (min) | Avg spd (km/h) | First dep NB or WB | First dep SB or EB | Last dep NB or WB | Last dep SB or EB | | | | | |
|---|--------------------------------------|----------|-----------------------------------|-------------------|-----------|----------------|-----------------|--------------------|-------------------------------------|------------------|-----------|----------------|-----------------|----------------|-------------------------------------|------------------|-----|----------------|-----------------|----------------|-----------------------------|-----------------------------------|----|----------------|-----------------|----------------|----------------------------|--------------------|-------------------|-------------------|------|------|------|-------|------|
| | | | Veh | Service interval | | | | | Veh | Service interval | | | | | Veh | Service interval | | | | | Veh | Service interval | | | | | | | | | | | | | |
| 400 LAWRENCE MANOR COMMUNITY BUS & | W-T | | | | | | | | | | | | | | | | | | | | | | | | | | | | | | | | | | |
| Monday to Friday | 2-Sep-97 | | Monday-Friday midday | | | | | | Monday-Friday afternoon peak period | | | | | | | | | | | | | | | | | | | | | | | | | | |
| 400 Baycrest – Lawrence West Stn | | | CB | 1 | 60 ' 00 " | 60 | 0 | | CB | 1 | 60 ' 00 " | 60 | 0 | | | | | | | | | | | | | 1000a | 930a | 500p | 430p | | | | | | |
| 52 LAWRENCE WEST | MtD | | | | | | | | | | | | | | | | | | | | | | | | | | | | | | | | | | |
| Monday to Friday | 07-Sep-10 | | Monday-Friday morning peak period | | | | | | Monday-Friday midday | | | | | | Monday-Friday afternoon peak period | | | | | | Monday-Friday early evening | | | | | | Monday-Friday late evening | | | | | | | | |
| 52 Lawrence Stn – Martin Grove | 30.61 | HF | 19 | 5 ' 10 " | 97 | 2 | 19.0 | HF | 13 | 7 ' 00 " | 90 | 1 | 20.4 | HF | 17 | 7 ' 00 " | 117 | 2 | 15.7 | HF | 7 | 12 ' 00 " | 84 | 0 | 21.9 | HF | 4 | 20 ' 00 " | 80 | 0 | 23.0 | 550a | 454a | 200a | 122a |
| 52C Lawrence West Stn – Culford via Benton | 9.77 | HF | 2 | 20 ' 00 " | 35 | 5 | 16.7 | See 59C MAPLE LEAF | | | | | | | | | | | | | | | | | | | 637a | 617a | 857a | 917a | | | | | |
| 52C Lawrence West Stn – Culford | 9.48 | | | | | | | HF | 2 | 21 ' 00 " | 38 | 4 | 15.0 | | | | | | | | | | | | | | | | | | | | | | |
| Combined/Average | | | 21 | 4 ' 06 " | | | | 13 | 7 ' 00 " | | | | 19 | 5 ' 15 " | | | | | | | 7 | 12 ' 00 " | | | | 4 | 20 ' 00 " | | | | | | | | |
| Saturday | 26-Jun-10 | | Saturday early morning | | | | | | Saturday morning | | | | | | Saturday afternoon | | | | | | Saturday early evening | | | | | | Saturday late evening | | | | | | | | |
| 52 Lawrence Stn – Martin Grove | 30.61 | LF | 7 | 13 ' 00 " | 90 | 1 | 20.4 | LF | 9 | 10 ' 00 " | 90 | 0 | 20.4 | LF | 13 | 8 ' 00 " | 99 | 5 | 18.6 | LF | 7 | 12 ' 00 " | 84 | 0 | 21.9 | LF | 3 | 30 ' 00 " | 80 | 10 | 23.0 | 605a | 522a | 115a | 129a |
| Sunday | 20-Jun-10 | | Sunday early morning | | | | | | Sunday morning | | | | | | Sunday afternoon | | | | | | Sunday early evening | | | | | | Sunday late evening | | | | | | | | |
| 52 Lawrence Stn – Martin Grove | 30.61 | LF | 6 | 15 ' 00 " | 90 | 0 | 20.4 | LF | 8 | 12 ' 00 " | 90 | 6 | 20.4 | LF | 11 | 9 ' 00 " | 99 | 0 | 18.6 | LF | 6 | 15 ' 00 " | 80 | 10 | 23.0 | LF | 3 | 30 ' 00 " | 80 | 10 | 23.0 | 646a | 707a | 1248a | 104a |
| 352 LAWRENCE WEST | MtD | | | | | | | | | | | | | | | | | | | | | | | | | | | | | | | | | | |
| Overnight, 7 days a week | 20-Jun-10 | | Monday-Friday overnight | | | | | | Saturday overnight | | | | | | Sunday overnight | | | | | | | | | | | | | | | | | | | | |
| 352 Lawrence Stn – Weston Rd | 19.58 | LF | 2 | 30 ' 00 " | 60 | 0 | 19.6 | LF | 2 | 30 ' 00 " | 60 | 0 | 19.6 | LF | 2 | 30 ' 00 " | 60 | 0 | 19.6 | | | | | | | | | | | | | | | | |
| 162 LAWRENCE-DONWAY & | Wtl | | | | | | | | | | | | | | | | | | | | | | | | | | | | | | | | | | |
| Monday to Friday | 23-Nov-09 | | Monday-Friday morning peak period | | | | | | Monday-Friday midday | | | | | | Monday-Friday afternoon peak period | | | | | | Monday-Friday early evening | | | | | | Monday-Friday late evening | | | | | | | | |
| 162 Lawrence Stn – Don Mills | 20.13 | LF | 2 | 30 ' 00 " | 60 | 0 | 20.1 | LF | 2 | 30 ' 00 " | 60 | 0 | 20.1 | LF | 2 | 30 ' 00 " | 60 | 0 | 20.1 | LF | 2 | 30 ' 00 " | 60 | 0 | 20.1 | LF | 2 | 30 ' 00 " | 60 | 0 | 20.1 | 628a | 700a | 1258a | 100a |
| Saturday | 29-Nov-08 | | Saturday early morning | | | | | | Saturday morning | | | | | | Saturday afternoon | | | | | | Saturday early evening | | | | | | Saturday late evening | | | | | | | | |
| 162 Lawrence Stn – Don Mills | 20.13 | LF | 2 | 30 ' 00 " | 60 | 0 | 20.1 | LF | 2 | 30 ' 00 " | 60 | 0 | 20.1 | LF | 2 | 30 ' 00 " | 60 | 0 | 20.1 | LF | 2 | 30 ' 00 " | 60 | 0 | 20.1 | LF | 2 | 30 ' 00 " | 60 | 0 | 20.1 | 628a | 700a | 1258a | 100a |
| Sunday | 23-Nov-08 | | Sunday morning | | | | | | Sunday afternoon | | | | | | Sunday early evening | | | | | | Sunday late evening | | | | | | | | | | | | | | |
| 162 Lawrence Stn – Don Mills | 20.13 | LF | 2 | 30 ' 00 " | 60 | 0 | 20.1 | LF | 2 | 30 ' 00 " | 60 | 0 | 20.1 | LF | 2 | 30 ' 00 " | 60 | 0 | 20.1 | LF | 2 | 30 ' 00 " | 60 | 0 | 20.1 | LF | 2 | 30 ' 00 " | 60 | 0 | 20.1 | 858a | 900a | 1258a | 100a |
| 56 LEASIDE & | Wil / MtD | | | | | | | | | | | | | | | | | | | | | | | | | | | | | | | | | | |
| Monday to Friday | 07-Sep-10 | | Monday-Friday morning peak period | | | | | | Monday-Friday midday | | | | | | Monday-Friday afternoon peak period | | | | | | Monday-Friday early evening | | | | | | Monday-Friday late evening | | | | | | | | |
| 56 Donlands Stn – Eglinton Stn | 15.32 | LF | 2.5 | 22 ' 45 " | 56 | 1 | 16.4 | LF | 3 | 20 ' 00 " | 54 | 6 | 17.0 | LF | 2.5 | 24 ' 00 " | 54 | 6 | 17.0 | LF | 1.5 | 30 ' 00 " | 45 | 0 | 20.4 | LF | 1.5 | 30 ' 00 " | 45 | 0 | 20.4 | 611a | 554a | 108a | 115a |
| 56 Donlands Stn – Eglinton Stn | 15.32 | LF | 1 | Tripper NB | | | | | | | | | | | | | | | | | | | | | | | | | | | | | | | |
| 56B Donlands Stn – Brentcliffe | 10.15 | LF | 1.5 | 22 ' 45 " | 34 | 0 | 17.9 | | | | | | LF | 1.5 | 24 ' 00 " | 34 | 2 | 17.9 | | | | | | | | | | | | | | | | | |
| Combined/Average | | | 5 | 11 ' 23 " | | | | | | | | | 4 | 12 ' 00 " | | | | | | | | | | | | | | | | | | | | | |
| | | | Alternates trips with 5 AVENUE RD | | | | | | | | | | | | | | | | | | | Alternates trips with 5 AVENUE RD | | | | | | | | | | | | | |
| Saturday | 29-Nov-08 | | Saturday early morning | | | | | | Saturday morning | | | | | | Saturday afternoon | | | | | | Saturday early evening | | | | | | Saturday late evening | | | | | | | | |
| 56 Donlands Stn – Eglinton Stn | 15.32 | LF | 2 | 30 ' 00 " | 56 | 4 | 16.4 | LF | 2 | 30 ' 00 " | 56 | 4 | 16.4 | LF | 2 | 30 ' 00 " | 56 | 4 | 16.4 | LF | 1.5 | 30 ' 00 " | 45 | 0 | 20.4 | LF | 1.5 | 30 ' 00 " | 45 | 0 | 20.4 | 600a | 600a | 108a | 115a |
| | | | Alternates trips with 5 AVENUE RD | | | | | | | | | | | | | | | | | | | Alternates trips with 5 AVENUE RD | | | | | | | | | | | | | |
| Sunday | 23-Nov-08 | | Sunday morning | | | | | | Sunday afternoon | | | | | | Sunday early evening | | | | | | Sunday late evening | | | | | | | | | | | | | | |
| 56 Donlands Stn – Eglinton Stn | 15.32 | LF | 1.5 | 30 ' 00 " | 45 | 0 | 20.4 | LF | 1.5 | 30 ' 00 " | 45 | 0 | 20.4 | LF | 1.5 | 30 ' 00 " | 45 | 0 | 20.4 | LF | 1.5 | 30 ' 00 " | 45 | 0 | 20.4 | LF | 1.5 | 30 ' 00 " | 45 | 0 | 20.4 | 852a | 830a | 122a | 100a |
| | | | Alternates trips with 5 AVENUE RD | | | | | | | | | | | | | | | | | | | Alternates trips with 5 AVENUE RD | | | | | | | | | | | | | |



TORONTO TRANSIT COMMISSION

SERVICE SUMMARY

March 27 to May 7, 2011

| Route | RT dist (km) and date of last change | No. of Veh | Service interval | Run time (min) | Term time (min) | Avg spd (km/h) | No. of Veh | Service interval | Run time (min) | Term time (min) | Avg spd (km/h) | No. of Veh | Service interval | Run time (min) | Term time (min) | Avg spd (km/h) | No. of Veh | Service interval | Run time (min) | Term time (min) | Avg spd (km/h) | No. of Veh | Service interval | Run time (min) | Term time (min) | Avg spd (km/h) | First dep NB or WB | First dep SB or EB | Last dep NB or WB | Last dep SB or EB | | | | | |
|--|--------------------------------------|---|------------------|----------------|-----------------|----------------|------------|----------------------|----------------|-----------------|----------------|------------|-------------------------------------|----------------|-----------------|----------------|------------|-----------------------------|----------------|-----------------|----------------|------------|----------------------------|----------------|-----------------|----------------|--------------------|--------------------|-------------------|-------------------|------|-------|-------|-------|-------|
| 51 LESLIE & | Wtl | | | | | | | | | | | | | | | | | | | | | | | | | | | | | | | | | | |
| Monday to Friday | 07-Sep-10 | Monday-Friday morning peak period | | | | | | Monday-Friday midday | | | | | Monday-Friday afternoon peak period | | | | | Monday-Friday early evening | | | | | Monday-Friday late evening | | | | | | | | | | | | |
| 51 Eglinton Stn – Steeles | 34.07 | LF | 8 | 13 ' 00 " | 102 | 2 | 20.0 | LF | 3 | 30 ' 00 " | 88 | 2 | 23.2 | LF | 7 | 16 ' 00 " | 108 | 4 | 18.9 | LF | 3 | 30 ' 00 " | 78 | 12 | 26.2 | LF | 2.5 | 30 ' 00 " | 75 | 5 | 27.3 | 510a | 550a | 100a | 1240a |
| | | Alternates trips with 61 AVENUE RD NORTH | | | | | | | | | | | | | | | | | | | | | | | | | | | | | | | | | |
| Saturday | 29-Nov-08 | Saturday early morning | | | | | | Saturday morning | | | | | Saturday afternoon | | | | | Saturday early evening | | | | | Saturday late evening | | | | | | | | | | | | |
| 51 Eglinton Stn – Steeles | 34.07 | LF | 2.5 | 30 ' 00 " | 75 | 5 | 27.3 | LF | 3 | 30 ' 00 " | 80 | 10 | 25.6 | LF | 3 | 30 ' 00 " | 80 | 10 | 25.6 | LF | 2.5 | 30 ' 00 " | 75 | 5 | 27.3 | LF | 2.5 | 30 ' 00 " | 75 | 5 | 27.3 | 545a | 622a | 110a | 1250a |
| | | Alternates trips with 61 AVENUE RD NORTH | | | | | | | | | | | | | | | | | | | | | | | | | | | | | | | | | |
| Sunday | 23-Nov-08 | Sunday morning | | | | | | Sunday afternoon | | | | | Sunday early evening | | | | | Sunday late evening | | | | | | | | | | | | | | | | | |
| 51 Eglinton Stn – Steeles | 34.07 | | | | | | LF | 3 | 30 ' 00 " | 80 | 10 | 25.6 | LF | 3 | 30 ' 00 " | 80 | 10 | 25.6 | LF | 2.5 | 30 ' 00 " | 75 | 5 | 27.3 | LF | 2.5 | 30 ' 00 " | 75 | 5 | 27.3 | 815a | 822a | 110a | 1250a | |
| | | Alternates trips with 61 AVENUE RD NORTH | | | | | | | | | | | | | | | | | | | | | | | | | | | | | | | | | |
| 64 MAIN & | Bir | | | | | | | | | | | | | | | | | | | | | | | | | | | | | | | | | | |
| Monday to Friday | 12-Oct-10 | Monday-Friday morning peak period | | | | | | Monday-Friday midday | | | | | Monday-Friday afternoon peak period | | | | | Monday-Friday early evening | | | | | Monday-Friday late evening | | | | | | | | | | | | |
| 64 Queen – Eastdale | 6.71 | LF | 4 | 8 ' 00 " | 32 | 0 | 12.6 | LF | 3 | 10 ' 00 " | 30 | 0 | 13.4 | LF | 4 | 8 ' 00 " | 32 | 0 | 12.6 | LF | 2 | 15 ' 00 " | 30 | 0 | 13.4 | LF | 1 | 30 ' 00 " | 30 | 0 | 13.4 | 557a | 541a | 110a | 125a |
| Saturday | 27-Jun-09 | Saturday early morning | | | | | | Saturday morning | | | | | Saturday afternoon | | | | | Saturday early evening | | | | | Saturday late evening | | | | | | | | | | | | |
| 64 Queen – Eastdale | 6.71 | LF | 2 | 15 ' 00 " | 30 | 0 | 13.4 | LF | 2 | 15 ' 00 " | 30 | 0 | 13.4 | LF | 2 | 15 ' 00 " | 30 | 0 | 13.4 | LF | 1 | 30 ' 00 " | 30 | 0 | 13.4 | LF | 1 | 30 ' 00 " | 30 | 0 | 13.4 | 547a | 600a | 110a | 125a |
| Sunday | 05-Sep-10 | Sunday morning | | | | | | Sunday afternoon | | | | | Sunday early evening | | | | | Sunday late evening | | | | | | | | | | | | | | | | | |
| 64 Queen – Eastdale | 6.71 | | | | | | LF | 1 | 30 ' 00 " | 30 | 0 | 13.4 | LF | 2 | 15 ' 00 " | 30 | 0 | 13.4 | LF | 1 | 30 ' 00 " | 30 | 0 | 13.4 | LF | 1 | 30 ' 00 " | 30 | 0 | 13.4 | 840a | 825a | 110a | 125a | |
| 58 MALTON & | MtD | Service outside Toronto west of Pearson Airport is provided under contract to the City of Mississauga | | | | | | | | | | | | | | | | | | | | | | | | | | | | | | | | | |
| Monday to Friday | 07-Sep-10 | Monday-Friday morning peak period | | | | | | Monday-Friday midday | | | | | Monday-Friday afternoon peak period | | | | | Monday-Friday early evening | | | | | Monday-Friday late evening | | | | | | | | | | | | |
| 58A Lawrence West Stn – Pearson Airport | 37.34 | LF | 15 | 7 ' 00 " | 104 | 1 | 21.5 | LF | 7 | 14 ' 00 " | 96 | 2 | 23.3 | LF | 20 | 6 ' 00 " | 119 | 1 | 18.8 | LF | 4.5 | 21 ' 00 " | 89 | 6 | 25.2 | LF | 3 | 30 ' 00 " | 86 | 4 | 26.0 | 505a | 519a | 110a | 157a |
| 58B Lawrence West Stn – Westwood | 40.02 | LF | 1 | 21 ' 00 " | 111 | 15 | 21.6 | LF | 8 | 14 ' 00 " | 108 | 4 | 22.2 | LF | 1 | 18 ' 00 " | 131 | 7 | 18.3 | LF | 5.5 | 21 ' 00 " | 99 | 17 | 24.3 | LF | 3 | 30 ' 00 " | 87 | 3 | 27.6 | 520a | 554a | 1254a | 115a |
| Combined/Average | | 16 7 ' 00 " | | | | | | 15 7 ' 00 " | | | | | 21 6 ' 00 " | | | | | 10 10 ' 30 " | | | | | 6 15 ' 00 " | | | | | | | | | | | | |
| | | Every 3rd 58A operates as a 58B | | | | | | | | | | | | | | | | | | | | | | | | | | | | | | | | | |
| Saturday | 09-Jan-10 | Saturday early morning | | | | | | Saturday morning | | | | | Saturday afternoon | | | | | Saturday early evening | | | | | Saturday late evening | | | | | | | | | | | | |
| 58 Lawrence West Stn – McNaughton | 36.42 | | | | | | LF | 5 | 20 ' 00 " | 91 | 9 | 24.0 | LF | 7 | 16 ' 00 " | 103 | 9 | 21.2 | LF | 4 | 24 ' 00 " | 91 | 5 | 24.0 | LF | 1.5 | 60 ' 00 " | 86 | 4 | 25.4 | 907a | 1024a | 1258a | 150a | |
| 58A Lawrence West Stn – Pearson Airport | 37.34 | LF | 7 | 12 ' 00 " | 75 | 9 | 29.9 | LF | 5 | 20 ' 00 " | 96 | 4 | 23.3 | LF | 7 | 16 ' 00 " | 108 | 4 | 20.7 | LF | 4 | 24 ' 00 " | 94 | 2 | 23.8 | LF | 1.5 | 60 ' 00 " | 86 | 4 | 26.0 | 515a | 547a | 1258a | 207a |
| 58D Lawrence West Stn – McNaughton via Pearson Airport | 45.77 | LF | 1 | 36 ' 00 " | 110 | 10 | 25.0 | | | | | | | | | | | | | | | | | | | | | | | | | | | | |
| Combined/Average | | 8 12 ' 00 " | | | | | | 10 10 ' 00 " | | | | | 14 8 ' 00 " | | | | | 8 12 ' 00 " | | | | | 3 30 ' 00 " | | | | | | | | | | | | |
| Sunday | 03-Jan-10 | Sunday early morning | | | | | | Sunday morning | | | | | Sunday afternoon | | | | | Sunday early evening | | | | | Sunday late evening | | | | | | | | | | | | |
| 58 Lawrence West Stn – McNaughton | 36.42 | LF | 2.5 | 40 ' 00 " | 90 | 10 | 24.3 | LF | 4 | 24 ' 00 " | 89 | 7 | 24.6 | LF | 6 | 18 ' 00 " | 99 | 9 | 22.1 | LF | 3 | 30 ' 00 " | 85 | 5 | 25.7 | LF | 1.5 | 60 ' 00 " | 85 | 5 | 25.7 | 610a | 700a | 1150p | 1242a |
| 58A Lawrence West Stn – Pearson Airport | 37.34 | LF | 2.5 | 40 ' 00 " | 84 | 16 | 26.7 | LF | 4 | 24 ' 00 " | 90 | 6 | 24.9 | LF | 6 | 18 ' 00 " | 100 | 8 | 22.4 | LF | 3 | 30 ' 00 " | 86 | 4 | 26.0 | LF | 1.5 | 60 ' 00 " | 86 | 4 | 26.0 | 510a | 540a | 1258a | 200a |
| Combined/Average | | 5 20 ' 00 " | | | | | | 8 12 ' 00 " | | | | | 12 9 ' 00 " | | | | | 6 15 ' 00 " | | | | | 3 30 ' 00 " | | | | | | | | | | | | |



TORONTO TRANSIT COMMISSION

SERVICE SUMMARY

March 27 to May 7, 2011

| Route | RT dist (km) and date of last change | Monday-Friday morning peak period | | | | | Monday-Friday midday | | | | | Monday-Friday afternoon peak period | | | | | Monday-Friday early evening | | | | | Monday-Friday late evening | | | | | First dep NB or WB | First dep SB or EB | Last dep NB or WB | Last dep SB or EB | | | | | |
|---|--------------------------------------|---|------------|------------------|----------------|-----------------|----------------------------------|----------|------------|------------------|----------------|-------------------------------------|----------------|----------|------------|------------------|----------------------------------|-----------------|----------------|----------|------------|----------------------------|----------------|-----------------|----------------|---|--------------------|--------------------|-------------------|-------------------|------------|------------------|----------------|-----------------|----------------|
| | | Veh type | No. of Veh | Service interval | Run time (min) | Term time (min) | Avg spd (km/h) | Veh type | No. of Veh | Service interval | Run time (min) | Term time (min) | Avg spd (km/h) | Veh type | No. of Veh | Service interval | Run time (min) | Term time (min) | Avg spd (km/h) | Veh type | No. of Veh | Service interval | Run time (min) | Term time (min) | Avg spd (km/h) | Veh type | | | | | No. of Veh | Service interval | Run time (min) | Term time (min) | Avg spd (km/h) |
| 46 MARTIN GROVE & | Arw | | | | | | | | | | | | | | | | | | | | | | | | | | | | | | | | | | |
| Monday to Friday | 07-Sep-10 | | | | | | | | | | | | | | | | | | | | | | | | | | | | | | | | | | |
| 46 Kipling Stn – Steeles | 31.38 | LF | 9 | 10 ' 00 " | 90 | 0 | 20.9 | LF | 5 | 17 ' 00 " | 84 | 1 | 22.4 | LF | 8 | 11 ' 15 " | 90 | 0 | 20.9 | LF | 4 | 20 ' 00 " | 75 | 5 | 25.1 | LF | 3 | 30 ' 00 " | 75 | 15 | 25.1 | 451a | 503a | 130a | 1243a |
| Saturday | 07-Jan-06 | | | | | | | | | | | | | | | | | | | | | | | | | | | | | | | | | | |
| 46 Kipling Stn – Steeles | 31.38 | LF | 4 | 20 ' 00 " | 75 | 5 | 25.1 | LF | 5 | 15 ' 00 " | 75 | 0 | 25.1 | LF | 5 | 15 ' 00 " | 75 | 0 | 25.1 | LF | 4 | 20 ' 00 " | 74 | 6 | 25.4 | LF | 3 | 30 ' 00 " | 74 | 16 | 25.4 | 513a | 555a | 130a | 1243a |
| Sunday | 01-Jan-06 | | | | | | | | | | | | | | | | | | | | | | | | | | | | | | | | | | |
| 46 Kipling Stn – Steeles | 31.38 | | | | | | | | | | | | | | | | | | | | | | | | | | | | | | | | | | |
| 16 McCOWAN & | Bir | | | | | | | | | | | | | | | | | | | | | | | | | | | | | | | | | | |
| Monday to Friday | 03-Jan-11 | | | | | | | | | | | | | | | | | | | | | | | | | | | | | | | | | | |
| 16 Warden Stn – Scarborough Centre Stn | 18.33 | LF | 8 | 7 ' 45 " | 62 | 0 | 17.7 | LF | 5 | 12 ' 00 " | 59 | 1 | 18.6 | LF | 8 | 8 ' 15 " | 65 | 1 | 16.9 | LF | 4 | 13 ' 00 " | 52 | 0 | 21.2 | LF | 3 | 15 ' 00 " | 45 | 0 | 24.4 | 517a | 520a | 124a | 149a |
| Saturday | 15-May-10 | | | | | | | | | | | | | | | | | | | | | | | | | | | | | | | | | | |
| 16 Warden Stn – Scarborough Centre Stn | 18.33 | LF | 3 | 15 ' 00 " | 45 | 0 | 24.4 | LF | 4 | 12 ' 30 " | 50 | 0 | 22.0 | LF | 4 | 12 ' 30 " | 50 | 0 | 22.0 | LF | 3 | 15 ' 00 " | 45 | 0 | 24.4 | LF | 1.67 | 30 ' 00 " | 45 | 5 | 24.4 | 523a | 545a | 132a | 200a |
| | | | | | | | | | | | | | | | | | | | | | | | | | | Alternates trips with 70 O'CONNOR | | | | | | | | | |
| Sunday | 09-May-10 | | | | | | | | | | | | | | | | | | | | | | | | | | | | | | | | | | |
| 16 Warden Stn – Scarborough Centre Stn | 18.33 | LF | 3 | 17 ' 00 " | 50 | 1 | 22.0 | LF | 3 | 17 ' 00 " | 50 | 1 | 22.0 | LF | 4 | 12 ' 30 " | 50 | 0 | 22.0 | LF | 2 | 24 ' 00 " | 44 | 4 | 25.0 | LF | 1.67 | 30 ' 00 " | 44 | 6 | 25.0 | 732a | 758a | 132a | 200a |
| | | | | | | | | | | | | | | | | | | | | | | | | | | Overnight service on McCowan Road and Danforth Road provided by 302 DANFORTH RD-McCOWAN | | | | | | | | | |
| | | | | | | | | | | | | | | | | | | | | | | | | | | Alternates trips with 70 O'CONNOR | | | | | | | | | |
| 129 McCOWAN NORTH & | Mal | Service outside Toronto north of Steeles Avenue is provided under contract to York Region | | | | | | | | | | | | | | | | | | | | | | | | | | | | | | | | | |
| Monday to Friday | 14-Feb-11 | | | | | | | | | | | | | | | | | | | | | | | | | | | | | | | | | | |
| 129 Scarborough Centre Stn – Steeles | 14.41 | LF | 11 | 4 ' 30 " | 50 | 0 | 17.5 | LF | 8 | 5 ' 15 " | 42 | 0 | 20.8 | LF | 10 | 5 ' 00 " | 50 | 0 | 17.3 | LF | 8 | 5 ' 00 " | 40 | 0 | 21.6 | LF | 1 | 40 ' 00 " | 40 | 0 | 21.6 | 548a | 524a | 153a | 150a |
| 129A Scarborough Centre Stn – Major Mackenzie | 34.29 | LF | 4 | 13 ' 30 " | 95 | 9 | 21.7 | LF | 2 | 26 ' 15 " | 87 | 8 | 23.6 | LF | 3 | 15 ' 00 " | 92 | 3 | 22.4 | LF | 2 | 25 ' 00 " | 88 | 2 | 23.4 | LF | 2 | 40 ' 00 " | 80 | 0 | 25.7 | 605a | 535a | 1050p | 1130p |
| Combined/Average | | <u>15 4 ' 30 "</u> | | | | | <u>10 5 ' 15 "</u> | | | | | <u>13 5 ' 00 "</u> | | | | | <u>10 5 ' 00 "</u> | | | | | <u>3 20 ' 00 "</u> | | | | | | | | | | | | | |
| | | Every 3rd 129 operates as a 129A | | | | | Every 5th 129 operates as a 129A | | | | | Every 3rd 129 operates as a 129A | | | | | Every 5th 129 operates as a 129A | | | | | | | | | | | | | | | | | | |
| Saturday | 08-Aug-09 | | | | | | | | | | | | | | | | | | | | | | | | | | | | | | | | | | |
| 129 Scarborough Centre Stn – Steeles | 14.41 | LF | 6 | 7 ' 00 " | 42 | 0 | 20.6 | LF | 6 | 7 ' 00 " | 42 | 0 | 20.6 | LF | 8 | 5 ' 45 " | 45 | 1 | 19.2 | LF | 1 | 40 ' 00 " | 36 | 4 | 24.0 | LF | 2 | 20 ' 00 " | 40 | 0 | 21.6 | 550a | 530a | 200a | 145a |
| 129A Scarborough Centre Stn – Major Mackenzie | 34.29 | LF | 2 | 28 ' 00 " | 88 | 10 | 23.4 | LF | 2 | 28 ' 00 " | 88 | 10 | 23.4 | LF | 2 | 23 ' 00 " | 90 | 2 | 22.9 | LF | 2 | 40 ' 00 " | 80 | 0 | 25.7 | | | 600a | 602a | 1020p | 1100p | | | | |
| Combined/Average | | <u>8 7 ' 00 "</u> | | | | | <u>8 7 ' 00 "</u> | | | | | <u>10 5 ' 45 "</u> | | | | | <u>3 20 ' 00 "</u> | | | | | <u>2 20 ' 00 "</u> | | | | | | | | | | | | | |
| | | Every 4th 129 operates as a 129A | | | | | Every 4th 129 operates as a 129A | | | | | Every 4th 129 operates as a 129A | | | | | | | | | | | | | | | | | | | | | | | |
| Sunday | 02-Aug-09 | | | | | | | | | | | | | | | | | | | | | | | | | | | | | | | | | | |
| 129 Scarborough Centre Stn – Steeles | 14.41 | | | | | | | | | | | | | | | | | | | | | | | | | | | | | | | | | | |
| 129A Scarborough Centre Stn – Major Mackenzie | 34.29 | LF | 4 | 10 ' 00 " | 40 | 0 | 21.6 | LF | 5 | 8 ' 00 " | 40 | 0 | 21.6 | LF | 3 | 15 ' 00 " | 40 | 5 | 21.6 | LF | 2 | 20 ' 00 " | 40 | 0 | 21.6 | LF | 2 | 20 ' 00 " | 40 | 0 | 21.6 | 800a | 815a | 200a | 145a |
| Combined/Average | | <u>1 40 ' 00 "</u> | | | | | <u>1 40 ' 00 "</u> | | | | | <u>1 40 ' 00 "</u> | | | | | <u>1 45 ' 00 "</u> | | | | | <u>2 20 ' 00 "</u> | | | | | | | | | | | | | |
| | | Every 4th 129 operates as a 129A | | | | | Every 5th 129 operates as a 129A | | | | | Every 3rd 129 operates as a 129A | | | | | | | | | | | | | | | | | | | | | | | |
| | | | | | | | | | | | | | | | | | | | | | | | | | | Overnight service provided by 302 DANFORTH RD-McCOWAN | | | | | | | | | |



TORONTO TRANSIT COMMISSION

SERVICE SUMMARY

March 27 to May 7, 2011

| Route | RT dist (km) and date of last change | | | | | | | | | | | | | | | | | | | | | First dep NB or WB | First dep SB or EB | Last dep NB or WB | Last dep SB or EB | | | | | | | | | | | |
|--|--------------------------------------|---------------------------------------|------------|------------------|----------------|-----------------|---------------------------------------|----------|------------|------------------|----------------|---------------------------------------|----------------|----------|------------|------------------|---------------------------------------|-----------------|----------------|----------|------------|----------------------------|--------------------|-------------------|-------------------|------------------|----------------|-----------------|----------------|------|------|--------------|-------|---------------|-------|------|
| | | Veh type | No. of Veh | Service interval | Run time (min) | Term time (min) | Avg spd (km/h) | Veh type | No. of Veh | Service interval | Run time (min) | Term time (min) | Avg spd (km/h) | Veh type | No. of Veh | Service interval | Run time (min) | Term time (min) | Avg spd (km/h) | Veh type | No. of Veh | | | | | Service interval | Run time (min) | Term time (min) | Avg spd (km/h) | | | | | | | |
| 130 MIDDLEFIELD & | Mal | | | | | | | | | | | | | | | | | | | | | | | | | | | | | | | | | | | |
| Monday to Friday | 05-Jan-09 | Monday-Friday morning peak period | | | | | Monday-Friday midday | | | | | Monday-Friday afternoon peak period | | | | | Monday-Friday early evening | | | | | Monday-Friday late evening | | | | | | | | | | | | | | |
| 130 Scarborough Centre Stn – Steeles | 15.96 | | | | | | Lift | 1.5 | 30' 00" | 40 | 5 | 23.9 | | | | | | | Lift | 2 | 22' 00" | 44 | 0 | 21.8 | Lift | 1.5 | 30' 00" | 40 | 4 | 23.9 | 915a | 540a 702p | 240p | 240p 1240a | | |
| 130 Scarborough Centre Stn – Steeles/ 130B Scarborough Centre Stn – Steeles via Maybrook | 16.56 | Lift | 3 | 15' 00" | 45 | 0 | 22.1 | | | | | Lift | 3 | 15' 00" | 45 | 0 | 22.1 | | | | | | | | | | | | | | | | 600a | 305p | 852a | 640p |
| | | 130 operates SB; 130B operates NB | | | | | Alternates trips with 132 MILNER | | | | | 130 operates NB; 130B operates SB | | | | | Alternates trips with 132 MILNER | | | | | | | | | | | | | | | | | | | |
| Saturday | 10-Jan-09 | Saturday early morning | | | | | Saturday morning | | | | | Saturday afternoon | | | | | Saturday early evening | | | | | Saturday late evening | | | | | | | | | | | | | | |
| 130 Scarborough Centre Stn – Steeles | 15.96 | Lift | 1.5 | 30' 00" | 44 | 1 | 21.8 | Lift | 1.5 | 30' 00" | 44 | 1 | 21.8 | Lift | 1.5 | 30' 00" | 44 | 1 | 21.8 | Lift | 1.5 | 30' 00" | 40 | 4 | 23.9 | Lift | 1.5 | 30' 00" | 40 | 4 | 23.9 | 545a | 608a | 115a | 1240a | |
| | | Alternates trips with 132 MILNER | | | | | Alternates trips with 132 MILNER | | | | | Alternates trips with 132 MILNER | | | | | Alternates trips with 132 MILNER | | | | | | | | | | | | | | | | | | | |
| Sunday | 04-Jan-09 | Sunday morning | | | | | Sunday afternoon | | | | | Sunday early evening | | | | | Sunday late evening | | | | | | | | | | | | | | | | | | | |
| 130 Scarborough Centre Stn – Steeles | 15.96 | | | | | | Lift | 1.5 | 30' 00" | 44 | 1 | 21.8 | Lift | 1.5 | 30' 00" | 44 | 1 | 21.8 | Lift | 1.5 | 30' 00" | 40 | 4 | 23.9 | Lift | 1.5 | 30' 00" | 40 | 4 | 23.9 | 815a | 838a | 115a | 1240a | | |
| | | Alternates trips with 132 MILNER | | | | | Alternates trips with 132 MILNER | | | | | Alternates trips with 132 MILNER | | | | | Alternates trips with 132 MILNER | | | | | | | | | | | | | | | | | | | |
| 57 MIDLAND & | Bir | | | | | | | | | | | | | | | | | | | | | | | | | | | | | | | | | | | |
| Monday to Friday | 03-Jan-11 | Monday-Friday morning peak period | | | | | Monday-Friday midday | | | | | Monday-Friday afternoon peak period | | | | | Monday-Friday early evening | | | | | Monday-Friday late evening | | | | | | | | | | | | | | |
| 57 Kennedy Stn – Steeles | 23.43 | LF | 12 | 6' 00" | 70 | 2 | 20.1 | LF | 6 | 11' 00" | 66 | 0 | 21.3 | LF | 9 | 8' 20" | 72 | 3 | 19.5 | LF | 5 | 12' 00" | 60 | 0 | 23.4 | LF | 3 | 20' 00" | 58 | 2 | 24.2 | 450a | 450a | 118a | 110a | |
| 57 Kennedy Stn – Steeles | 23.43 | LF | 1 | Tripper | | | | | | | | | | | | | | | | | | | | | | | | | | | | | | | | |
| Combined/Average | | | 13 | 6' 00" | | | | 6 | 11' 00" | | | | 9 | 8' 20" | | | | | 5 | 12' 00" | | | | | 3 | 20' 00" | | | | | | | | | | |
| Saturday | 09-Jan-10 | Saturday early morning | | | | | Saturday morning | | | | | Saturday afternoon | | | | | Saturday early evening | | | | | Saturday late evening | | | | | | | | | | | | | | |
| 57 Kennedy Stn – Steeles | 23.43 | LF | 3 | 20' 00" | 60 | 0 | 23.4 | LF | 4 | 15' 00" | 60 | 0 | 23.4 | LF | 4 | 15' 00" | 60 | 0 | 23.4 | LF | 2 | 30' 00" | 52 | 8 | 27.0 | LF | 2 | 30' 00" | 52 | 8 | 27.0 | 515a | 545a | 1245a | 110a | |
| Sunday | 03-Jan-10 | Sunday morning | | | | | Sunday afternoon | | | | | Sunday early evening | | | | | Sunday late evening | | | | | | | | | | | | | | | | | | | |
| 57 Kennedy Stn – Steeles | 23.43 | | | | | | LF | 2 | 30' 00" | 60 | 0 | 23.4 | LF | 3 | 20' 00" | 60 | 0 | 23.4 | LF | 2 | 30' 00" | 52 | 8 | 27.0 | LF | 2 | 30' 00" | 52 | 8 | 27.0 | 745a | 815a | 1245a | 110a | | |
| | | Alternates trips with 132 MILNER | | | | | Alternates trips with 132 MILNER | | | | | Alternates trips with 132 MILNER | | | | | Alternates trips with 132 MILNER | | | | | | | | | | | | | | | | | | | |
| 132 MILNER & | Mal | | | | | | | | | | | | | | | | | | | | | | | | | | | | | | | | | | | |
| Monday to Friday | 07-Sep-10 | Monday-Friday morning peak period | | | | | Monday-Friday midday | | | | | Monday-Friday afternoon peak period | | | | | Monday-Friday early evening | | | | | Monday-Friday late evening | | | | | | | | | | | | | | |
| 132 Scarborough Centre Stn – McLevin and Hupfield | 19.81 | LF | 4 | 12' 00" | 48 | 0 | 24.8 | LF | 1.5 | 30' 00" | 45 | 0 | 26.4 | LF | 3 | 16' 00" | 48 | 0 | 24.8 | LF | 2 | 23' 00" | 46 | 0 | 25.8 | LF | 1.5 | 30' 00" | 42 | 4 | 28.6 | 600a | 536a | 100a | 1254a | |
| | | Alternates trips with 130 MIDDLEFIELD | | | | | Alternates trips with 130 MIDDLEFIELD | | | | | Alternates trips with 130 MIDDLEFIELD | | | | | Alternates trips with 130 MIDDLEFIELD | | | | | | | | | | | | | | | | | | | |
| Saturday | 09-Jan-10 | Saturday early morning | | | | | Saturday morning | | | | | Saturday afternoon | | | | | Saturday early evening | | | | | Saturday late evening | | | | | | | | | | | | | | |
| 132 Scarborough Centre Stn – McLevin and Hupfield | 19.81 | LF | 1.5 | 30' 00" | 45 | 0 | 26.4 | LF | 1.5 | 30' 00" | 45 | 0 | 26.4 | LF | 1.5 | 30' 00" | 45 | 0 | 26.4 | LF | 1.5 | 30' 00" | 42 | 4 | 28.6 | LF | 1.5 | 30' 00" | 42 | 4 | 28.6 | 600a | 552a | 100a | 1254a | |
| | | Alternates trips with 130 MIDDLEFIELD | | | | | Alternates trips with 130 MIDDLEFIELD | | | | | Alternates trips with 130 MIDDLEFIELD | | | | | Alternates trips with 130 MIDDLEFIELD | | | | | | | | | | | | | | | | | | | |
| Sunday | 03-Jan-10 | Sunday morning | | | | | Sunday afternoon | | | | | Sunday early evening | | | | | Sunday late evening | | | | | | | | | | | | | | | | | | | |
| 132 Scarborough Centre Stn – McLevin and Hupfield | 19.81 | | | | | | LF | 1.5 | 30' 00" | 45 | 0 | 26.4 | LF | 1.5 | 30' 00" | 45 | 0 | 26.4 | LF | 1.5 | 30' 00" | 42 | 4 | 28.6 | LF | 1.5 | 30' 00" | 42 | 4 | 28.6 | 900a | 852a | 100a | 1254a | | |
| | | Alternates trips with 130 MIDDLEFIELD | | | | | Alternates trips with 130 MIDDLEFIELD | | | | | Alternates trips with 130 MIDDLEFIELD | | | | | Alternates trips with 130 MIDDLEFIELD | | | | | | | | | | | | | | | | | | | |



TORONTO TRANSIT COMMISSION

SERVICE SUMMARY

March 27 to May 7, 2011

| Route | RT dist (km) and date of last change | Monday-Friday morning peak period | | | | | Monday-Friday midday | | | | | Monday-Friday afternoon peak period | | | | | Monday-Friday early evening | | | | | Monday-Friday late evening | | | | | First dep NB or WB | First dep SB or EB | Last dep NB or WB | Last dep SB or EB | | | | | |
|---|--------------------------------------|-----------------------------------|------------|------------------|----------------|-----------------|----------------------|----------|------------|------------------|----------------|-------------------------------------|----------------|----------|------------|------------------|-----------------------------|-----------------|----------------|----------|------------|----------------------------|----------------|-----------------|----------------|----------|--------------------|--------------------|-------------------|-------------------|------------|------------------|----------------|-----------------|----------------|
| | | Veh type | No. of Veh | Service interval | Run time (min) | Term time (min) | Avg spd (km/h) | Veh type | No. of Veh | Service interval | Run time (min) | Term time (min) | Avg spd (km/h) | Veh type | No. of Veh | Service interval | Run time (min) | Term time (min) | Avg spd (km/h) | Veh type | No. of Veh | Service interval | Run time (min) | Term time (min) | Avg spd (km/h) | Veh type | | | | | No. of Veh | Service interval | Run time (min) | Term time (min) | Avg spd (km/h) |
| 116 MORNINGSIDE & | Egl | | | | | | | | | | | | | | | | | | | | | | | | | | | | | | | | | | |
| Monday to Friday | 07-Sep-10 | | | | | | | | | | | | | | | | | | | | | | | | | | | | | | | | | | |
| 116 Kennedy Stn – Finch | 35.76 | LF | 17 | 5 ' 45 " | 92 | 6 | 23.3 | LF | 10 | 9 ' 00 " | 90 | 0 | 23.8 | LF | 21 | 4 ' 31 " | 95 | 0 | 22.6 | LF | 11 | 7 ' 30 " | 80 | 3 | 26.9 | LF | 6 | 14 ' 00 " | 75 | 9 | 28.6 | 508a | 500a | 225a | 257a |
| 116A Kennedy Stn – Conlins Rd via Ellesmere/ 116E Kennedy Stn – Scarborough College and Conlins Rd Express | 29.30 | LF | 5 | 15 ' 00 " | 72 | 3 | 24.4 | LF | 3 | 22 ' 00 " | 66 | 0 | 26.6 | LF | 5 | 15 ' 00 " | 72 | 3 | 24.4 | LF | 3 | 22 ' 00 " | 66 | 0 | 26.6 | LF | 2 | 30 ' 00 " | 60 | 0 | 29.3 | 605a | 556a | 108a | 1240a |
| Combined/Average | | | 22 | 4 ' 09 " | | | | | 13 | 6 ' 23 " | | | | | 26 | 3 ' 29 " | | | | | 14 | 5 ' 36 " | | | | | 8 | 9 ' 33 " | | | | | | | |
| Saturday | 20-Feb-10 | | | | | | | | | | | | | | | | | | | | | | | | | | | | | | | | | | |
| 116 Kennedy Stn – Finch | 35.76 | LF | 4 | 18 ' 00 " | 72 | 0 | 29.8 | LF | 13 | 6 ' 30 " | 85 | 0 | 25.4 | LF | 13 | 6 ' 30 " | 85 | 0 | 25.4 | LF | 8 | 10 ' 00 " | 77 | 3 | 27.9 | LF | 5 | 15 ' 00 " | 75 | 0 | 28.6 | 540a | 523a | 225a | 302a |
| 116A Kennedy Stn – Conlins Rd via Ellesmere/ 116E Kennedy Stn – Scarborough College and Conlins Rd Express | 29.30 | LF | 2 | 30 ' 00 " | 53 | 7 | 33.2 | LF | 2 | 30 ' 00 " | 59 | 1 | 29.8 | LF | 2 | 30 ' 00 " | 59 | 1 | 29.8 | LF | 2 | 30 ' 00 " | 53 | 7 | 33.2 | LF | 2 | 30 ' 00 " | 53 | 7 | 33.2 | 628a | 631a | 1240a | 114a |
| Combined/Average | | | 6 | 11 ' 15 " | | | | | 15 | 5 ' 21 " | | | | | 15 | 5 ' 21 " | | | | | 10 | 7 ' 30 " | | | | | 7 | 10 ' 00 " | | | | | | | |
| Sunday | 14-Feb-10 | | | | | | | | | | | | | | | | | | | | | | | | | | | | | | | | | | |
| 116 Kennedy Stn – Finch | 35.76 | | | | | | | LF | 9 | 9 ' 00 " | 81 | 0 | 26.5 | LF | 9 | 9 ' 00 " | 81 | 0 | 26.5 | LF | 7 | 11 ' 00 " | 76 | 1 | 28.2 | LF | 3 | 24 ' 00 " | 71 | 1 | 30.2 | 741a | 818a | 225a | 300a |
| 116A Kennedy Stn – Conlins Rd via Ellesmere/ 116E Kennedy Stn – Scarborough College and Conlins Rd Express | 29.30 | | | | | | | LF | 2 | 30 ' 00 " | 52 | 8 | 33.8 | LF | 2 | 30 ' 00 " | 52 | 8 | 33.8 | LF | 2 | 30 ' 00 " | 52 | 8 | 33.8 | LF | 2 | 30 ' 00 " | 48 | 12 | 36.6 | 755a | 816a | 1255a | 126a |
| Combined/Average | | | | | | | | | 11 | 6 ' 55 " | | | | | 11 | 6 ' 55 " | | | | | 9 | 8 ' 03 " | | | | | 5 | 13 ' 20 " | | | | | | | |
| Before Noon 116A operates WB and 116E operates EB. After Noon 116A operates EB and 116E operates WB | | | | | | | | | | | | | | | | | | | | | | | | | | | | | | | | | | | |
| 62 MORTIMER & | Bir | | | | | | | | | | | | | | | | | | | | | | | | | | | | | | | | | | |
| Monday to Friday | 17-Feb-09 | | | | | | | | | | | | | | | | | | | | | | | | | | | | | | | | | | |
| 62 Broadview Stn – Main Street Stn | 12.09 | LF | 3 | 15 ' 00 " | 44 | 1 | 16.5 | LF | 2 | 22 ' 00 " | 42 | 2 | 17.3 | LF | 3 | 15 ' 00 " | 44 | 1 | 16.5 | LF | 2 | 20 ' 00 " | 40 | 0 | 18.1 | LF | 1.5 | 30 ' 00 " | 40 | 1 | 18.1 | 540a | 553a | 1255a | 115a |
| Alternates trips with 20 CLIFFSIDE | | | | | | | | | | | | | | | | | | | | | | | | | | | | | | | | | | | |
| Saturday | 29-Nov-08 | | | | | | | | | | | | | | | | | | | | | | | | | | | | | | | | | | |
| 62 Broadview Stn – Main Street Stn | 12.09 | LF | 2 | 20 ' 00 " | 40 | 0 | 18.1 | LF | 2 | 22 ' 00 " | 44 | 0 | 16.5 | LF | 2 | 22 ' 00 " | 44 | 0 | 16.5 | LF | 2 | 20 ' 00 " | 40 | 0 | 18.1 | LF | 1.5 | 30 ' 00 " | 40 | 1 | 18.1 | 612a | 552a | 1255a | 115a |
| Alternates trips with 20 CLIFFSIDE | | | | | | | | | | | | | | | | | | | | | | | | | | | | | | | | | | | |
| Sunday | 23-Nov-08 | | | | | | | | | | | | | | | | | | | | | | | | | | | | | | | | | | |
| 62 Broadview Stn – Main Street Stn | 12.09 | | | | | | | LF | 2 | 20 ' 00 " | 40 | 0 | 18.1 | LF | 3 | 15 ' 00 " | 40 | 5 | 18.1 | LF | 1.5 | 30 ' 00 " | 40 | 1 | 18.1 | LF | 1.5 | 30 ' 00 " | 40 | 1 | 18.1 | 815a | 835a | 1255a | 115a |
| Alternates trips with 20 CLIFFSIDE | | | | | | | | | | | | | | | | | | | | | | | | | | | | | | | | | | | |
| 171 MT DENNIS | MtD | | | | | | | | | | | | | | | | | | | | | | | | | | | | | | | | | | |
| Monday to Friday | 17-Feb-09 | | | | | | | | | | | | | | | | | | | | | | | | | | | | | | | | | | |
| 171 Mt Dennis – Jane & Weston | 6.82 | HF | 1 | 20 ' 00 " | 18 | 2 | 22.7 | HF | 1 | 20 ' 00 " | 18 | 2 | 22.7 | HF | 1 | 20 ' 00 " | 18 | 2 | 22.7 | HF | 1 | 20 ' 00 " | 18 | 2 | 22.7 | HF | 1 | 20 ' 00 " | 18 | 2 | 22.7 | 400a | 409a | 1120p | 1134p |
| Saturday | 26-Jun-10 | | | | | | | | | | | | | | | | | | | | | | | | | | | | | | | | | | |
| 171 Mt Dennis – Jane & Weston | 6.82 | LF | 1 | 20 ' 00 " | 18 | 2 | 22.7 | LF | 1 | 20 ' 00 " | 18 | 2 | 22.7 | LF | 1 | 20 ' 00 " | 18 | 2 | 22.7 | LF | 1 | 20 ' 00 " | 18 | 2 | 22.7 | LF | 1 | 20 ' 00 " | 18 | 2 | 22.7 | 400a | 409a | 1100p | 1109p |
| Sunday | 20-Jun-10 | | | | | | | | | | | | | | | | | | | | | | | | | | | | | | | | | | |
| 171 Mt Dennis – Jane & Weston | 6.82 | LF | 1 | 20 ' 00 " | 18 | 2 | 22.7 | LF | 1 | 20 ' 00 " | 18 | 2 | 22.7 | LF | 1 | 20 ' 00 " | 18 | 2 | 22.7 | LF | 1 | 20 ' 00 " | 18 | 2 | 22.7 | LF | 1 | 20 ' 00 " | 18 | 2 | 22.7 | 400a | 409a | 1120p | 1134p |



TORONTO TRANSIT COMMISSION

SERVICE SUMMARY

March 27 to May 7, 2011

| Route | RT dist (km) and date of last change | No. of Veh | Service interval | Run time (min) | Term time (min) | Avg spd (km/h) | No. of Veh | Service interval | Run time (min) | Term time (min) | Avg spd (km/h) | No. of Veh | Service interval | Run time (min) | Term time (min) | Avg spd (km/h) | No. of Veh | Service interval | Run time (min) | Term time (min) | Avg spd (km/h) | No. of Veh | Service interval | Run time (min) | Term time (min) | Avg spd (km/h) | First dep NB or WB | First dep SB or EB | Last dep NB or WB | Last dep SB or EB | | | | | | | | | | |
|--|--------------------------------------|--|------------------|----------------|----------------------|----------------|------------|--|----------------|-----------------|-----------------------------|------------|------------------|---|-----------------|----------------|------------|------------------|----------------|-----------------|----------------|------------|------------------|----------------|-----------------|----------------|--------------------|--------------------|-------------------|-------------------|------|------|-----------|------|------|------|------|------|------|-------|
| 74 MT PLEASANT & | Wil | | | | | | | | | | | | | | | | | | | | | | | | | | | | | | | | | | | | | | | |
| Monday to Friday | 24-Nov-08 | Monday-Friday morning peak period | | | Monday-Friday midday | | | Monday-Friday afternoon peak period | | | Monday-Friday early evening | | | Monday-Friday late evening | | | | | | | | | | | | | | | | | | | | | | | | | | |
| 74 St Clair Stn – Eglinton | 6.15 | LF | 2 | 15 ' 00 " | 30 | 0 | 12.3 | LF | 1 | 30 ' 00 " | 30 | 0 | 12.3 | LF | 2 | 18 ' 00 " | 36 | 0 | 10.3 | LF | 1 | 30 ' 00 " | 30 | 0 | 12.3 | LF | 1 | 30 ' 00 " | 30 | 0 | 12.3 | 615a | 604a | 115a | 100a | | | | | |
| Saturday | 29-Nov-08 | Saturday early morning | | | Saturday morning | | | Saturday afternoon | | | Saturday early evening | | | Saturday late evening | | | | | | | | | | | | | | | | | | | | | | | | | | |
| 74 St Clair Stn – Eglinton | 6.15 | LF | 1 | 30 ' 00 " | 30 | 0 | 12.3 | LF | 1 | 30 ' 00 " | 30 | 0 | 12.3 | LF | 1 | 30 ' 00 " | 30 | 0 | 12.3 | LF | 1 | 30 ' 00 " | 30 | 0 | 12.3 | LF | 1 | 30 ' 00 " | 30 | 0 | 12.3 | 715a | 700a | 115a | 100a | | | | | |
| Sunday | 23-Nov-08 | Sunday morning | | | Sunday afternoon | | | Sunday early evening | | | Sunday late evening | | | | | | | | | | | | | | | | | | | | | | | | | | | | | |
| 74 St Clair Stn – Eglinton | 6.15 | | LF | 1 | 30 ' 00 " | 30 | 0 | 12.3 | LF | 1 | 30 ' 00 " | 30 | 0 | 12.3 | LF | 1 | 30 ' 00 " | 30 | 0 | 12.3 | LF | 1 | 30 ' 00 " | 30 | 0 | 12.3 | LF | 1 | 30 ' 00 " | 30 | 0 | 12.3 | 900a | 915a | 115a | 100a | | | | |
| 103 MT PLEASANT NORTH & | Wil | | | | | | | | | | | | | | | | | | | | | | | | | | | | | | | | | | | | | | | |
| Monday to Friday | 24-Nov-08 | Monday-Friday morning peak period | | | Monday-Friday midday | | | Monday-Friday afternoon peak period | | | Monday-Friday early evening | | | Monday-Friday late evening | | | | | | | | | | | | | | | | | | | | | | | | | | |
| 103 Eglinton Stn – Doncliffe | 7.92 | LF | 2 | 15 ' 00 " | 30 | 0 | 15.8 | LF | 2 | 15 ' 00 " | 30 | 0 | 15.8 | LF | 2 | 15 ' 00 " | 30 | 0 | 15.8 | LF | 2 | 15 ' 00 " | 30 | 0 | 15.8 | LF | 1 | 30 ' 00 " | 30 | 0 | 15.8 | 600a | 615a | 100a | 115a | | | | | |
| Saturday | 29-Nov-08 | Saturday early morning | | | Saturday morning | | | Saturday afternoon | | | Saturday early evening | | | Saturday late evening | | | | | | | | | | | | | | | | | | | | | | | | | | |
| 103 Eglinton Stn – Doncliffe | 7.92 | LF | 1 | 30 ' 00 " | 30 | 0 | 15.8 | LF | 2 | 15 ' 00 " | 30 | 0 | 15.8 | LF | 2 | 15 ' 00 " | 30 | 0 | 15.8 | LF | 1 | 30 ' 00 " | 30 | 0 | 15.8 | LF | 1 | 30 ' 00 " | 30 | 0 | 15.8 | 545a | 600a | 100a | 115a | | | | | |
| Sunday | 23-Nov-08 | Sunday morning | | | Sunday afternoon | | | Sunday early evening | | | Sunday late evening | | | | | | | | | | | | | | | | | | | | | | | | | | | | | |
| 103 Eglinton Stn – Doncliffe | 7.92 | | LF | 1 | 30 ' 00 " | 30 | 0 | 15.8 | LF | 1 | 30 ' 00 " | 30 | 0 | 15.8 | LF | 1 | 30 ' 00 " | 30 | 0 | 15.8 | LF | 1 | 30 ' 00 " | 30 | 0 | 15.8 | LF | 1 | 30 ' 00 " | 30 | 0 | 15.8 | 830a | 815a | 100a | 115a | | | | |
| 133 NEILSON & | Mal | | | | | | | | | | | | | | | | | | | | | | | | | | | | | | | | | | | | | | | |
| Monday to Friday | 28-Mar-11 | Monday-Friday morning peak period | | | Monday-Friday midday | | | Monday-Friday afternoon peak period | | | Monday-Friday early evening | | | Monday-Friday late evening | | | | | | | | | | | | | | | | | | | | | | | | | | |
| 133 Scarborough Centre Stn – Morningside Heights | 25.22 | LF | 9 | 8 ' 00 " | 70 | 2 | 21.6 | LF | 7 | 10 ' 00 " | 70 | 0 | 21.6 | LF | 11 | 7 ' 00 " | 74 | 3 | 20.4 | LF | 8 | 9 ' 00 " | 70 | 2 | 21.6 | LF | 3.5 | 20 ' 00 " | 65 | 5 | 23.3 | 532a | 459a | 140a | 123a | | | | | |
| | | SB/WB buses do not serve Centenary Hospital. | | | | | | EB/NB buses do not serve Centenary Hospital. | | | | | | Alternates trips with 38 HIGHLAND CREEK | | | | | | | | | | | | | | | | | | | | | | | | | | |
| Saturday | 02-Apr-11 | Saturday early morning | | | Saturday morning | | | Saturday afternoon | | | Saturday early evening | | | Saturday late evening | | | | | | | | | | | | | | | | | | | | | | | | | | |
| 133 Scarborough Centre Stn – Morningside Heights | 25.22 | LF | 6 | 12 ' 00 " | 70 | 2 | 21.6 | LF | 6 | 12 ' 00 " | 70 | 2 | 21.6 | LF | 8 | 9 ' 00 " | 70 | 2 | 21.6 | LF | 6 | 12 ' 00 " | 70 | 2 | 21.6 | LF | 3.5 | 20 ' 00 " | 70 | 0 | 21.6 | 540a | 520a | 100a | 100a | | | | | |
| | | | | | | | | | | | | | | Alternates trips with 38 HIGHLAND CREEK | | | | | | | | | | | | | | | | | | | | | | | | | | |
| Sunday | 27-Mar-11 | Sunday morning | | | Sunday afternoon | | | Sunday early evening | | | Sunday late evening | | | | | | | | | | | | | | | | | | | | | | | | | | | | | |
| 133 Scarborough Centre Stn – Morningside Heights | 25.22 | | LF | 5 | 12 ' 00 " | 60 | 0 | 25.2 | LF | 7 | 10 ' 00 " | 70 | 0 | 21.6 | LF | 5 | 13 ' 00 " | 60 | 5 | 25.2 | LF | 4 | 15 ' 00 " | 60 | 0 | 25.2 | LF | 4 | 15 ' 00 " | 60 | 0 | 25.2 | 900a | 825a | 100a | 105a | | | | |
| | | All buses serve Centenary Hospital in both directions except where noted. Overnight service south of Finch provided by 321 YORK MILLS | | | | | | | | | | | | | | | | | | | | | | | | | | | | | | | | | | | | | | |
| 131 NUGGET & | Mal | | | | | | | | | | | | | | | | | | | | | | | | | | | | | | | | | | | | | | | |
| Monday to Friday | 28-Mar-11 | Monday-Friday morning peak period | | | Monday-Friday midday | | | Monday-Friday afternoon peak period | | | Monday-Friday early evening | | | Monday-Friday late evening | | | | | | | | | | | | | | | | | | | | | | | | | | |
| 131 Scarborough Centre Stn – Old Finch & Morningview | 20.20 | | Lift | 3 | 18 ' 00 " | 54 | 0 | 22.4 | | | | | | Lift | 3 | 17 ' 00 " | 51 | 0 | 23.8 | Lift | 2 | 22 ' 00 " | 44 | 0 | 27.5 | | | | | | | | | | | | | | | |
| 131E Kennedy Stn – Old Finch Express | 33.46 | | Lift | 13 | 7 ' 00 " | 90 | 1 | 22.3 | | | | | | Lift | 11 | 8 ' 30 " | 93 | 1 | 21.6 | | | | | | | | | | | | | | | | | | | | | |
| Saturday | 02-Apr-11 | Saturday early morning | | | Saturday morning | | | Saturday afternoon | | | Saturday early evening | | | Saturday late evening | | | | | | | | | | | | | | | | | | | | | | | | | | |
| 131 Scarborough Centre Stn – Old Finch & Morningview | 20.20 | | Lift | 3 | 18 ' 00 " | 54 | 0 | 22.4 | | | | | | Lift | 3 | 18 ' 00 " | 54 | 0 | 22.4 | | | | | | Lift | 2 | 25 ' 00 " | 50 | 0 | 24.2 | Lift | 2 | 22 ' 00 " | 44 | 0 | 27.5 | 630a | 639a | 100a | 1238a |
| Sunday | 27-Mar-11 | Sunday morning | | | Sunday afternoon | | | Sunday early evening | | | Sunday late evening | | | | | | | | | | | | | | | | | | | | | | | | | | | | | |
| 131 Scarborough Centre Stn – Old Finch & Morningview | 20.20 | | Lift | 2 | 26 ' 00 " | 52 | 0 | 23.3 | | | | | | Lift | 2 | 26 ' 00 " | 52 | 0 | 23.3 | | | | | | Lift | 2 | 25 ' 00 " | 50 | 0 | 24.2 | Lift | 2 | 22 ' 00 " | 44 | 0 | 27.5 | 826a | 800a | 100a | 1238a |

Operates NB via Morningview before 3:00 pm, and NB via Littles after 3:00 pm.



TORONTO TRANSIT COMMISSION

SERVICE SUMMARY

March 27 to May 7, 2011

| Route | RT dist (km) and date of last change | No. of | | | | | Run time | | | | | Term | | | | | Avg spd | | | | | First dep NB or WB | First dep SB or EB | Last dep NB or WB | Last dep SB or EB | | | | | | | | | | | | | | | | | | | | | | | | | | | | | |
|--|--------------------------------------|-----------------------------------|-----|------------------|-------|-------|----------------------|----------|-----|------------------|-------|-------------------------------------|--------|----------|-----|------------------|-----------------------------|-------|--------|----------|-----|----------------------------|--------------------|-------------------|-------------------|------------------|-------|---------|--------|---|------|------|------|-------|-------|--|--|--|--|--|--|--|--|--|--|--|--|--|--|--|--|--|--|--|
| | | Veh type | Veh | Service interval | (min) | (min) | (km/h) | Veh type | Veh | Service interval | (min) | (min) | (km/h) | Veh type | Veh | Service interval | (min) | (min) | (km/h) | Veh type | Veh | | | | | Service interval | (min) | (min) | (km/h) | | | | | | | | | | | | | | | | | | | | | | | | | |
| 67 PHARMACY & EGLINTON | Egl | | | | | | | | | | | | | | | | | | | | | | | | | | | | | | | | | | | | | | | | | | | | | | | | | | | | | |
| Monday to Friday | 07-Sep-10 | Monday-Friday morning peak period | | | | | Monday-Friday midday | | | | | Monday-Friday afternoon peak period | | | | | Monday-Friday early evening | | | | | Monday-Friday late evening | | | | | | | | | | | | | | | | | | | | | | | | | | | | | | | | |
| 67 Victoria Park Stn – Ellesmere | 17.93 | LF | 4 | 17' 00" | 64 | 4 | 16.8 | LF | 3 | 17' 00" | 51 | 0 | 21.1 | LF | 6 | 10' 00" | 60 | 0 | 17.9 | LF | 3 | 17' 00" | 51 | 0 | 21.1 | LF | 2 | 20' 00" | 40 | 0 | 26.9 | 516a | 537a | 110a | 1250a | | | | | | | | | | | | | | | | | | | |
| 67A Victoria Park Stn – Eglinton | 9.32 | LF | 2 | 17' 00" | 34 | 0 | 16.4 | | | | | | | | | | | | | | | | | | | | | | | | | | | | | | | | | | | | | | | | | | | | | | | |
| Combined/Average | | | 6 | 8' 30" | | | | | 3 | 17' 00" | | | | | 6 | 10' 00" | | | | | 3 | 8' 30" | | | | | 2 | 20' 00" | | | | | | | | | | | | | | | | | | | | | | | | | | |
| Saturday | 04-Apr-09 | Saturday early morning | | | | | Saturday morning | | | | | Saturday afternoon | | | | | Saturday early evening | | | | | Saturday late evening | | | | | | | | | | | | | | | | | | | | | | | | | | | | | | | | |
| 67 Victoria Park Stn – Ellesmere | 17.93 | LF | 2 | 20' 00" | 40 | 0 | 26.9 | LF | 2 | 22' 30" | 45 | 0 | 23.9 | LF | 2 | 30' 00" | 55 | 5 | 19.6 | LF | 2 | 20' 00" | 40 | 0 | 26.9 | LF | 2 | 20' 00" | 40 | 0 | 26.9 | 516a | 540a | 100a | 1240a | | | | | | | | | | | | | | | | | | | |
| Sunday | 29-Mar-09 | Sunday morning | | | | | Sunday afternoon | | | | | Sunday early evening | | | | | Sunday late evening | | | | | | | | | | | | | | | | | | | | | | | | | | | | | | | | | | | | | |
| 67 Victoria Park Stn – Ellesmere | 17.93 | | | | | | | LF | 2 | 20' 00" | 40 | 0 | 26.9 | LF | 2 | 25' 00" | 50 | 0 | 21.5 | LF | 2 | 20' 00" | 40 | 0 | 26.9 | LF | 2 | 20' 00" | 40 | 0 | 26.9 | 920a | 940a | 100a | 1240a | | | | | | | | | | | | | | | | | | | |
| 167 PHARMACY NORTH & STEELES | Bir | | | | | | | | | | | | | | | | | | | | | | | | | | | | | | | | | | | | | | | | | | | | | | | | | | | | | |
| Monday to Friday | 04-Jan-10 | Monday-Friday morning peak period | | | | | Monday-Friday midday | | | | | Monday-Friday afternoon peak period | | | | | Monday-Friday early evening | | | | | Monday-Friday late evening | | | | | | | | | | | | | | | | | | | | | | | | | | | | | | | | |
| 167 Don Mills Stn – Steeles | 21.24 | LF | 2 | 24' 00" | 45 | 3 | 28.3 | LF | 1.5 | 30' 00" | 45 | 0 | 28.3 | LF | 2 | 24' 00" | 48 | 0 | 26.6 | | | | | | | | | | | | | | | | | | | | | | | | | | | | | | | | | | | |
| 167A Don Mills Stn – Steeles via Consumers | 20.14 | | | | | | | | | | | | | | | | | | | LF | 2 | 30' 00" | 51 | 9 | 23.7 | LF | 2 | 30' 00" | 51 | 9 | 23.7 | 715p | 712p | 115a | 1240a | | | | | | | | | | | | | | | | | | | |
| Alternates trips with 24A VICTORIA PARK | | | | | | | | | | | | | | | | | | | | | | | | | | | | | | | | | | | | | | | | | | | | | | | | | | | | | | |
| Saturday | 09-Jan-10 | Saturday early morning | | | | | Saturday morning | | | | | Saturday afternoon | | | | | Saturday early evening | | | | | Saturday late evening | | | | | | | | | | | | | | | | | | | | | | | | | | | | | | | | |
| 167A Don Mills Stn – Steeles via Consumers | 20.14 | LF | 2 | 30' 00" | 51 | 9 | 23.7 | LF | 2 | 30' 00" | 51 | 9 | 23.7 | LF | 2 | 30' 00" | 51 | 9 | 23.7 | LF | 2 | 30' 00" | 51 | 9 | 23.7 | LF | 2 | 30' 00" | 51 | 9 | 23.7 | 540a | 540a | 110a | 1235a | | | | | | | | | | | | | | | | | | | |
| Sunday | 03-Jan-10 | Sunday morning | | | | | Sunday afternoon | | | | | Sunday early evening | | | | | Sunday late evening | | | | | | | | | | | | | | | | | | | | | | | | | | | | | | | | | | | | | |
| 167A Don Mills Stn – Steeles via Consumers | 20.14 | | | | | | | LF | 2 | 30' 00" | 51 | 9 | 23.7 | LF | 2 | 30' 00" | 51 | 9 | 23.7 | LF | 2 | 30' 00" | 51 | 9 | 23.7 | LF | 2 | 30' 00" | 51 | 9 | 23.7 | 900a | 925a | 100a | 1255a | | | | | | | | | | | | | | | | | | | |
| 66 PRINCE EDWARD & HUMBER | Qsy | | | | | | | | | | | | | | | | | | | | | | | | | | | | | | | | | | | | | | | | | | | | | | | | | | | | | |
| Monday to Friday | 07-Sep-10 | Monday-Friday morning peak period | | | | | Monday-Friday midday | | | | | Monday-Friday afternoon peak period | | | | | Monday-Friday early evening | | | | | Monday-Friday late evening | | | | | | | | | | | | | | | | | | | | | | | | | | | | | | | | |
| 66A Old Mill Stn – Humber | 9.75 | LF | 2.5 | 14' 00" | 26 | 9 | 22.5 | LF | 2 | 15' 00" | 24 | 6 | 24.4 | LF | 2 | 20' 00" | 30 | 10 | 19.5 | LF | 2 | 15' 00" | 24 | 6 | 24.4 | LF | 1 | 30' 00" | 24 | 6 | 24.4 | 520a | 603a | 1248a | 100a | | | | | | | | | | | | | | | | | | | |
| 66D Old Mill Stn – Lake Shore | 10.19 | LF | 2.5 | 14' 00" | 34 | 1 | 18.0 | LF | 1 | 30' 00" | 30 | 0 | 20.4 | LF | 2 | 20' 00" | 38 | 2 | 16.1 | LF | 1 | 30' 00" | 30 | 0 | 20.4 | LF | 1 | 30' 00" | 30 | 0 | 20.4 | 550a | 556a | 100a | 115a | | | | | | | | | | | | | | | | | | | |
| Combined/Average | | | 5 | 7' 00" | | | | | 3 | 10' 00" | | | | | 4 | 10' 00" | | | | | 3 | 10' 00" | | | | | 2 | 15' 00" | | | | | | | | | | | | | | | | | | | | | | | | | | |
| Saturday | 24-Oct-09 | Saturday early morning | | | | | Saturday morning | | | | | Saturday afternoon | | | | | Saturday early evening | | | | | Saturday late evening | | | | | | | | | | | | | | | | | | | | | | | | | | | | | | | | |
| 66A Old Mill Stn – Humber | 9.75 | LF | 1 | 30' 00" | 22 | 8 | 26.6 | LF | 2 | 15' 00" | 24 | 6 | 24.4 | LF | 2 | 15' 00" | 24 | 6 | 24.4 | LF | 2 | 15' 00" | 24 | 6 | 24.4 | LF | 1 | 30' 00" | 22 | 8 | 26.6 | 600a | 615a | 1245a | 100a | | | | | | | | | | | | | | | | | | | |
| 66D Old Mill Stn – Lake Shore | 10.19 | LF | 1 | 30' 00" | 28 | 2 | 21.8 | LF | 1 | 30' 00" | 30 | 0 | 20.4 | LF | 1 | 30' 00" | 30 | 0 | 20.4 | LF | 1 | 30' 00" | 30 | 0 | 20.4 | LF | 1 | 30' 00" | 28 | 2 | 21.8 | 614a | 630a | 1259a | 115a | | | | | | | | | | | | | | | | | | | |
| Combined/Average | | | 2 | 15' 00" | | | | | 3 | 10' 00" | | | | | 3 | 10' 00" | | | | | 3 | 10' 00" | | | | | 2 | 15' 00" | | | | | | | | | | | | | | | | | | | | | | | | | | |
| Sunday | 18-Oct-09 | Sunday morning | | | | | Sunday afternoon | | | | | Sunday early evening | | | | | Sunday late evening | | | | | | | | | | | | | | | | | | | | | | | | | | | | | | | | | | | | | |
| 66A Old Mill Stn – Humber | 9.75 | | | | | | | LF | 1.5 | 20' 00" | 24 | 6 | 24.4 | LF | 1.5 | 20' 00" | 24 | 6 | 24.4 | LF | 1 | 30' 00" | 24 | 6 | 24.4 | LF | 1 | 30' 00" | 22 | 8 | 26.6 | 845a | 900a | 1245a | 100a | | | | | | | | | | | | | | | | | | | |
| 66D Old Mill Stn – Lake Shore | 10.19 | | | | | | | LF | 1.5 | 20' 00" | 30 | 0 | 20.4 | LF | 1.5 | 20' 00" | 30 | 0 | 20.4 | LF | 1 | 30' 00" | 28 | 2 | 21.8 | LF | 1 | 30' 00" | 28 | 2 | 21.8 | 858a | 910a | 1259a | 115a | | | | | | | | | | | | | | | | | | | |
| Combined/Average | | | | | | | | | 3 | 10' 00" | | | | | 3 | 10' 00" | | | | | 2 | 15' 00" | | | | | 2 | 15' 00" | | | | | | | | | | | | | | | | | | | | | | | | | | |



TORONTO TRANSIT COMMISSION

SERVICE SUMMARY

March 27 to May 7, 2011

| Route | RT dist (km) and date of last change | Week 1 | | | | | | Week 2 | | | | | | Week 3 | | | | | | Week 4 | | | | | | First dep NB or WB | First dep SB or EB | Last dep NB or WB | Last dep SB or EB | | | | | | | | | |
|--|--------------------------------------|-----------------------------------|------------|------------------|----------------|-----------------|----------------|----------------------|------------|------------------|----------------|-----------------|----------------|-------------------------------------|------------|------------------|----------------|-----------------|----------------|-----------------------------|------------|------------------|----------------|-----------------|----------------|----------------------------|--------------------|-------------------|-------------------|----|------|------|------|-------|-------|------|------|------|
| | | Veh type | No. of Veh | Service interval | Run time (min) | Term time (min) | Avg spd (km/h) | Veh type | No. of Veh | Service interval | Run time (min) | Term time (min) | Avg spd (km/h) | Veh type | No. of Veh | Service interval | Run time (min) | Term time (min) | Avg spd (km/h) | Veh type | No. of Veh | Service interval | Run time (min) | Term time (min) | Avg spd (km/h) | | | | | | | | | | | | | |
| 134 PROGRESS & | Mal / Egl | | | | | | | | | | | | | | | | | | | | | | | | | | | | | | | | | | | | | |
| Monday to Friday | 07-Sep-10 | Monday-Friday morning peak period | | | | | | Monday-Friday midday | | | | | | Monday-Friday afternoon peak period | | | | | | Monday-Friday early evening | | | | | | Monday-Friday late evening | | | | | | | | | | | | |
| 134 Scarborough Centre Stn – Finch | 18.05 | LF | 3 | 20 ' 00 " | 60 | 0 | 21.3 | LF | 3 | 20 ' 00 " | 51 | 9 | 21.2 | LF | 3 | 20 ' 00 " | 60 | 0 | 21.3 | LF | 2 | 22 ' 00 " | 44 | 0 | 24.6 | LF | 1.5 | 30 ' 00 " | 44 | 1 | 24.6 | 940a | 515a | 123a | 116a | | | |
| 134B Scarborough Centre Stn – McNicoll | 21.26 | LF | 3 | 20 ' 00 " | 60 | 0 | 21.3 | | | | | | LF | 3 | 20 ' 00 " | 60 | 0 | 21.3 | | | | | | | | | | | | | | | 540a | 305p | 920a | 645p | | |
| 134C Scarborough Centre Stn – Centennial College | 7.91 | LF | 5 | 5 ' 00 " | 24 | 1 | 19.8 | LF | 3 | 8 ' 00 " | 24 | 0 | 19.8 | LF | 4 | 6 ' 00 " | 24 | 0 | 19.8 | LF | 1 | 22 ' 00 " | 20 | 2 | 23.7 | LF | 1 | 22 ' 00 " | 20 | 2 | 23.7 | 657a | 701a | 1056p | 1108p | | | |
| Combined/Average | | | 8 | 4 ' 00 " | | | | 6 | 5 ' 43 " | | | | 7 | 4 ' 37 " | | | | | 3 | 11 ' 00 " | | | | | 2.5 | 12 ' 42 " | | | | | | | | | | | | |
| Alternates trips with 43 KENNEDY | | | | | | | | | | | | | | | | | | | | | | | | | | | | | | | | | | | | | | |
| Saturday | 10-Jan-09 | Saturday early morning | | | | | | Saturday morning | | | | | | Saturday afternoon | | | | | | Saturday early evening | | | | | | Saturday late evening | | | | | | | | | | | | |
| 134 Scarborough Centre Stn – Finch | 18.05 | LF | 2 | 22 ' 00 " | 44 | 0 | 24.6 | LF | 3 | 15 ' 00 " | 45 | 0 | 24.1 | LF | 3 | 15 ' 00 " | 45 | 0 | 24.1 | LF | 2 | 22 ' 30 " | 45 | 0 | 24.1 | LF | 1.5 | 30 ' 00 " | 44 | 1 | 24.6 | 608a | 534a | 118a | 111a | | | |
| 134C Scarborough Centre Stn – Centennial College | 7.91 | LF | 1 | 22 ' 00 " | 22 | 0 | 21.6 | LF | 1 | 30 ' 00 " | 24 | 6 | 19.8 | LF | 1 | 30 ' 00 " | 24 | 6 | 19.8 | | | | | | | | | | | | | | | | 749a | 800a | 625p | 643p |
| Combined/Average | | | 3 | 11 ' 00 " | | | | 4 | 10 ' 00 " | | | | 4 | 10 ' 00 " | | | | | 2 | 22 ' 30 " | | | | | 1.5 | 30 ' 00 " | | | | | | | | | | | | |
| Alternates trips with 43 KENNEDY | | | | | | | | | | | | | | | | | | | | | | | | | | | | | | | | | | | | | | |
| Sunday | 04-Jan-09 | | | | | | | Sunday morning | | | | | | Sunday afternoon | | | | | | Sunday evening | | | | | | Sunday late evening | | | | | | | | | | | | |
| 134 Scarborough Centre Stn – Finch | 18.05 | | | | | | | LF | 1.5 | 30 ' 00 " | 44 | 1 | 24.6 | LF | 2 | 22 ' 30 " | 45 | 0 | 24.1 | LF | 1.5 | 30 ' 00 " | 44 | 1 | 24.6 | LF | 1.5 | 30 ' 00 " | 44 | 1 | 24.6 | 855a | 818a | 1255a | 1248a | | | |
| Alternates trips with 43 KENNEDY | | | | | | | | | | | | | | | | | | | | | | | | | | | | | | | | | | | | | | |
| 501 QUEEN | Ron/Rus | | | | | | | | | | | | | | | | | | | | | | | | | | | | | | | | | | | | | |
| Monday to Friday | 03-Jan-11 | Monday-Friday morning peak period | | | | | | Monday-Friday midday | | | | | | Monday-Friday afternoon peak period | | | | | | Monday-Friday early evening | | | | | | Monday-Friday late evening | | | | | | | | | | | | |
| 501 Long Branch – Neville Park | 48.86 | ALRV | 18 | 10 ' 20 " | 180 | 6 | 16.3 | ALRV | 18 | 11 ' 00 " | 185 | 13 | 15.8 | ALRV | 18 | 11 ' 20 " | 190 | 14 | 15.4 | ALRV | 16 | 12 ' 00 " | 185 | 7 | 15.8 | ALRV | 8 | 20 ' 00 " | 160 | 0 | 18.3 | 510a | 523a | 1245a | 1245a | | | |
| 501 Humber – Neville Park | 33.31 | ALRV | 13 | 10 ' 20 " | 130 | 5 | 15.4 | ALRV | 13 | 11 ' 00 " | 136 | 7 | 14.7 | ALRV | 13 | 11 ' 20 " | 138 | 10 | 14.5 | ALRV | 12 | 12 ' 00 " | 136 | 8 | 14.7 | ALRV | 6 | 20 ' 00 " | 116 | 4 | 17.2 | 457a | 500a | 1255a | 1257a | | | |
| Combined/Average | | | 31 | 5 ' 10 " | | | | 31 | 5 ' 30 " | | | | 31 | 5 ' 40 " | | | | | 28 | 6 ' 00 " | | | | | 14 | 10 ' 00 " | | | | | | | | | | | | |
| Saturday | 27-Nov-10 | Saturday early morning | | | | | | Saturday morning | | | | | | Saturday afternoon | | | | | | Saturday early evening | | | | | | Saturday late evening | | | | | | | | | | | | |
| 501 Long Branch – Neville Park | 48.86 | ALRV | 11 | 15 ' 00 " | 155 | 10 | 18.9 | ALRV | 15 | 12 ' 30 " | 176 | 12 | 16.7 | ALRV | 23 | 8 ' 40 " | 188 | 12 | 15.6 | ALRV | 14 | 13 ' 00 " | 170 | 12 | 17.2 | ALRV | 9.5 | 18 ' 00 " | 160 | 11 | 18.3 | 457a | 526a | 1248a | 1229a | | | |
| 501 Humber – Neville Park | 33.31 | ALRV | 8 | 15 ' 00 " | 110 | 10 | 18.2 | ALRV | 11 | 12 ' 30 " | 126 | 11 | 15.8 | ALRV | 17 | 8 ' 40 " | 136 | 12 | 14.7 | ALRV | 10 | 13 ' 00 " | 122 | 8 | 16.4 | ALRV | 6.5 | 18 ' 00 " | 115 | 2 | 17.4 | 521a | 500a | 1257a | 100a | | | |
| Combined/Average | | | 19 | 7 ' 30 " | | | | 26 | 6 ' 15 " | | | | 40 | 4 ' 20 " | | | | | 24 | 6 ' 30 " | | | | | 16 | 9 ' 00 " | | | | | | | | | | | | |
| Sunday | 21-Nov-10 | Sunday early morning | | | | | | Sunday morning | | | | | | Sunday afternoon | | | | | | Sunday early evening | | | | | | Sunday late evening | | | | | | | | | | | | |
| 501 Long Branch – Neville Park | 48.86 | ALRV | 8 | 20 ' 00 " | 156 | 4 | 18.8 | ALRV | 11 | 16 ' 00 " | 166 | 10 | 17.7 | ALRV | 17 | 11 ' 00 " | 174 | 13 | 16.8 | ALRV | 10 | 18 ' 00 " | 170 | 10 | 17.2 | ALRV | 9 | 19 ' 00 " | 158 | 13 | 18.6 | 457a | 526a | 1242a | 1239a | | | |
| 501 Humber – Neville Park | 33.31 | ALRV | 6 | 20 ' 00 " | 110 | 10 | 18.2 | ALRV | 8 | 16 ' 00 " | 120 | 8 | 16.7 | ALRV | 12 | 11 ' 00 " | 126 | 6 | 15.9 | ALRV | 7 | 18 ' 00 " | 122 | 4 | 16.4 | ALRV | 6 | 19 ' 00 " | 112 | 2 | 17.8 | 525a | 505a | 1251a | 1252a | | | |
| Combined/Average | | | 14 | 10 ' 00 " | | | | 19 | 8 ' 00 " | | | | 29 | 5 ' 30 " | | | | | 17 | 9 ' 00 " | | | | | 15 | 9 ' 30 " | | | | | | | | | | | | |
| 301 QUEEN | Ron/Rus | | | | | | | | | | | | | | | | | | | | | | | | | | | | | | | | | | | | | |
| Overnight | 21-Nov-10 | Monday-Friday overnight | | | | | | Saturday overnight | | | | | | Sunday overnight | | | | | | | | | | | | | | | | | | | | | | | | |
| 501 Long Branch – Neville Park | 48.86 | ALRV | 5 | 30 ' 00 " | 140 | 10 | 20.9 | ALRV | 5 | 30 ' 00 " | 140 | 10 | 20.9 | ALRV | 5 | 30 ' 00 " | 140 | 10 | 20.9 | | | | | | | | | | | | | | | | | | | |
| 80 QUEENSWAY & | Qsy | | | | | | | | | | | | | | | | | | | | | | | | | | | | | | | | | | | | | |
| Monday to Friday | 17-Feb-09 | Monday-Friday morning peak period | | | | | | Monday-Friday midday | | | | | | Monday-Friday afternoon peak period | | | | | | Monday-Friday early evening | | | | | | Monday-Friday late evening | | | | | | | | | | | | |
| 80 Sherway – Keele Stn via Parkside Dr | 26.25 | LF | 3 | 30 ' 00 " | 75 | 15 | 21.0 | LF | 3 | 24 ' 00 " | 69 | 3 | 22.8 | LF | 3 | 30 ' 00 " | 78 | 12 | 20.2 | LF | 2 | 30 ' 00 " | 56 | 4 | 28.1 | LF | 2 | 30 ' 00 " | 54 | 6 | 29.2 | 548a | 600a | 100a | 1229a | | | |
| Saturday | 21-Feb-09 | Saturday early morning | | | | | | Saturday morning | | | | | | Saturday afternoon | | | | | | Saturday early evening | | | | | | Saturday late evening | | | | | | | | | | | | |
| 80 Sherway – Keele Stn via Parkside Dr | 26.25 | LF | 2 | 30 ' 00 " | 56 | 4 | 28.1 | LF | 3 | 24 ' 00 " | 70 | 2 | 22.5 | LF | 3 | 24 ' 00 " | 70 | 2 | 22.5 | LF | 2 | 30 ' 00 " | 56 | 4 | 28.1 | LF | 2 | 30 ' 00 " | 54 | 6 | 29.2 | 600a | 600a | 100a | 1230a | | | |
| Sunday | 15-Feb-09 | | | | | | | Sunday morning | | | | | | Sunday afternoon | | | | | | Sunday early evening | | | | | | Sunday late evening | | | | | | | | | | | | |
| 80 Sherway – Keele Stn via Parkside Dr | 26.25 | | | | | | | LF | 3 | 24 ' 00 " | 70 | 2 | 22.5 | LF | 3 | 24 ' 00 " | 70 | 2 | 22.5 | LF | 2 | 30 ' 00 " | 54 | 6 | 29.2 | LF | 2 | 30 ' 00 " | 54 | 6 | 29.2 | 855a | 932a | 100a | 1225a | | | |



TORONTO TRANSIT COMMISSION

SERVICE SUMMARY

March 27 to May 7, 2011

| Route | RT dist (km) and date of last change | No. of | | | | | Run time | | | | | Term time | | | | | Avg spd | | | | | First dep NB or WB | First dep SB or EB | Last dep NB or WB | Last dep SB or EB | | | | | | | | | | |
|---|--------------------------------------|-------------------------------------|-----|------------------|-------|-------|----------------------|----------|-----------|------------------|-------|-------------------------------------|--------|-----------|-----------|------------------|-----------------------------|-------|--------|----------|-----------|----------------------------|--------------------|-------------------|-------------------|------------------|-----------|-----------|--------|------|------|------|-------|-------|-------|
| | | Veh type | Veh | Service interval | (min) | (min) | (km/h) | Veh type | Veh | Service interval | (min) | (min) | (km/h) | Veh type | Veh | Service interval | (min) | (min) | (km/h) | Veh type | Veh | | | | | Service interval | (min) | (min) | (km/h) | | | | | | |
| 82 ROSEDALE & | Wtl | | | | | | | | | | | | | | | | | | | | | | | | | | | | | | | | | | |
| Monday to Friday | 15-Oct-07 | Monday-Friday morning peak period | | | | | Monday-Friday midday | | | | | Monday-Friday afternoon peak period | | | | | Monday-Friday early evening | | | | | Monday-Friday late evening | | | | | | | | | | | | | |
| 82 Rosedale Stn – Summerhill | 5.42 | LF | 1 | 20 ' 00 " | 20 | 0 | 16.3 | LF | 1 | 20 ' 00 " | 20 | 0 | 16.3 | LF | 1 | 20 ' 00 " | 20 | 0 | 16.3 | LF | 1 | 20 ' 00 " | 20 | 0 | 16.3 | LF | 0.5 | 30 ' 00 " | 16 | 0 | 20.3 | 625a | 615a | 1212a | 1220a |
| | | Alternates trips with 75 SHERBOURNE | | | | | | | | | | | | | | | | | | | | | | | | | | | | | | | | | |
| Saturday | 20-Oct-07 | Saturday early morning | | | | | Saturday morning | | | | | Saturday afternoon | | | | | Saturday early evening | | | | | Saturday late evening | | | | | | | | | | | | | |
| 82 Rosedale Stn – Summerhill | 5.42 | LF | 1 | 20 ' 00 " | 20 | 0 | 16.3 | LF | 1 | 20 ' 00 " | 20 | 0 | 16.3 | LF | 1 | 20 ' 00 " | 20 | 0 | 16.3 | LF | 0.5 | 30 ' 00 " | 16 | 0 | 20.3 | LF | 0.5 | 30 ' 00 " | 16 | 0 | 20.3 | 710a | 720a | 1212a | 1220a |
| | | Alternates trips with 75 SHERBOURNE | | | | | | | | | | | | | | | | | | | | | | | | | | | | | | | | | |
| Sunday | 14-Oct-07 | Sunday morning | | | | | Sunday afternoon | | | | | Sunday early evening | | | | | Sunday late evening | | | | | | | | | | | | | | | | | | |
| 82 Rosedale Stn – Summerhill | 5.42 | | | | | | LF | 0.5 | 30 ' 00 " | 16 | 0 | 20.3 | LF | 0.5 | 30 ' 00 " | 16 | 0 | 20.3 | LF | 0.5 | 30 ' 00 " | 16 | 0 | 20.3 | LF | 0.5 | 30 ' 00 " | 16 | 0 | 20.3 | 912a | 920a | 1212a | 1220a | |
| | | Alternates trips with 75 SHERBOURNE | | | | | | | | | | | | | | | | | | | | | | | | | | | | | | | | | |
| 73 ROYAL YORK & | Qsy | | | | | | | | | | | | | | | | | | | | | | | | | | | | | | | | | | |
| Monday to Friday | 07-Sep-10 | Monday-Friday morning peak period | | | | | Monday-Friday midday | | | | | Monday-Friday afternoon peak period | | | | | Monday-Friday early evening | | | | | Monday-Friday late evening | | | | | | | | | | | | | |
| 73A Royal York Stn – Dixon Rd | 12.65 | LF | 2.5 | 16 ' 00 " | 33 | 7 | 23.0 | | | | | | LF | 2 | 20 ' 00 " | 32 | 8 | 23.7 | | | | | | | | | | | | | | 546a | 609a | 810a | 833a |
| | | | | | | | | | | | | | | | | | | | | | | | | | | | | | | | 247p | 310p | 547p | 610p | |
| 73B Royal York Stn – Eglinton & La Rose Ave | 9.33 | LF | 1 | 30 ' 00 " | 26 | 4 | 21.5 | LF | 1 | 30 ' 00 " | 26 | 4 | 21.5 | LF | 1 | 30 ' 00 " | 27 | 3 | 20.7 | LF | 1 | 30 ' 00 " | 26 | 4 | 21.5 | LF | 1 | 30 ' 00 " | 24 | 6 | 23.3 | 644a | 658a | 114a | 1257a |
| 73C Royal York Stn – Claireport via Albion Rd | 34.46 | LF | 5.5 | 16 ' 00 " | 88 | 0 | 23.5 | LF | 6 | 15 ' 00 " | 84 | 6 | 24.6 | LF | 5 | 20 ' 00 " | 98 | 2 | 21.1 | LF | 5 | 17 ' 00 " | 85 | 0 | 24.3 | LF | 3 | 30 ' 00 " | 80 | 10 | 25.8 | 510a | 450a | 100a | 1243a |
| Combined/Average | | | 9 | 6 ' 19 " | | | | 7 | 10 ' 00 " | | | | 8 | 7 ' 30 " | | | | | | 6 | 10 ' 52 " | | | | 4 | 15 ' 00 " | | | | | | | | | |
| Saturday | 29-Nov-08 | Saturday early morning | | | | | Saturday morning | | | | | Saturday afternoon | | | | | Saturday early evening | | | | | Saturday late evening | | | | | | | | | | | | | |
| 73B Royal York Stn – Eglinton & La Rose Ave | 9.33 | LF | 1 | 30 ' 00 " | 24 | 6 | 23.3 | LF | 1 | 30 ' 00 " | 24 | 6 | 23.3 | LF | 1 | 30 ' 00 " | 24 | 6 | 23.3 | LF | 1 | 30 ' 00 " | 24 | 6 | 23.3 | LF | 1 | 30 ' 00 " | 24 | 6 | 23.3 | 644a | 657a | 114a | 1257a |
| 73C Royal York Stn – Claireport via Albion Rd | 34.46 | LF | 5 | 15 ' 00 " | 75 | 0 | 27.6 | LF | 7 | 13 ' 00 " | 84 | 7 | 24.6 | LF | 7 | 13 ' 00 " | 84 | 7 | 24.6 | LF | 4 | 20 ' 00 " | 80 | 0 | 25.8 | LF | 3 | 30 ' 00 " | 80 | 10 | 25.8 | 515a | 534a | 100a | 1243a |
| Combined/Average | | | 6 | 10 ' 00 " | | | | 8 | 9 ' 04 " | | | | 8 | 9 ' 04 " | | | | | | 5 | 12 ' 00 " | | | | 4 | 15 ' 00 " | | | | | | | | | |
| Sunday | 23-Nov-08 | Sunday morning | | | | | Sunday afternoon | | | | | Sunday early evening | | | | | Sunday late evening | | | | | | | | | | | | | | | | | | |
| 73B Royal York Stn – Eglinton & La Rose Ave | 9.33 | | | | | | LF | 1 | 30 ' 00 " | 24 | 6 | 23.3 | LF | 1 | 30 ' 00 " | 24 | 6 | 23.3 | LF | 1 | 30 ' 00 " | 24 | 6 | 23.3 | LF | 1 | 30 ' 00 " | 24 | 6 | 23.3 | 844a | 857a | 114a | 1257a | |
| 73C Royal York Stn – Claireport via Albion Rd | 34.46 | | | | | | LF | 5 | 18 ' 00 " | 84 | 6 | 24.6 | LF | 5 | 18 ' 00 " | 84 | 6 | 24.6 | LF | 3 | 30 ' 00 " | 80 | 10 | 25.8 | LF | 3 | 30 ' 00 " | 80 | 10 | 25.8 | 800a | 747a | 100a | 1243a | |
| Combined/Average | | | | | | | | 6 | 11 ' 15 " | | | | 6 | 11 ' 15 " | | | | | | 4 | 15 ' 00 " | | | | 4 | 15 ' 00 " | | | | | | | | | |
| 76 ROYAL YORK SOUTH & | Qsy | | | | | | | | | | | | | | | | | | | | | | | | | | | | | | | | | | |
| Monday to Friday | 03-Jan-11 | Monday-Friday morning peak period | | | | | Monday-Friday midday | | | | | Monday-Friday afternoon peak period | | | | | Monday-Friday early evening | | | | | Monday-Friday late evening | | | | | | | | | | | | | |
| 76 Royal York Stn – Lake Shore | 10.84 | LF | 8 | 4 ' 30 " | 34 | 2 | 19.1 | LF | 4 | 9 ' 00 " | 34 | 2 | 19.1 | LF | 7 | 5 ' 30 " | 36 | 3 | 18.1 | LF | 2 | 15 ' 00 " | 29 | 1 | 22.4 | LF | 2 | 15 ' 00 " | 28 | 2 | 23.2 | 510a | 524a | 117a | 137a |
| 76B Royal York Stn – Queensway and Grand Ave | 6.44 | LF | 1 | 30 ' 00 " | 26 | 4 | 14.9 | LF | 1 | 30 ' 00 " | 26 | 4 | 14.9 | LF | 1 | 30 ' 00 " | 26 | 4 | 14.9 | LF | 1 | 30 ' 00 " | 26 | 4 | 14.9 | LF | 1 | 30 ' 00 " | 26 | 4 | 14.9 | 654a | 707a | 1254a | 107a |
| Combined/Average | | | 9 | 3 ' 55 " | | | | 5 | 6 ' 55 " | | | | 8 | 4 ' 39 " | | | | | | 3 | 10 ' 00 " | | | | 3 | 10 ' 00 " | | | | | | | | | |
| Saturday | 29-Nov-08 | Saturday early morning | | | | | Saturday morning | | | | | Saturday afternoon | | | | | Saturday early evening | | | | | Saturday late evening | | | | | | | | | | | | | |
| 76 Royal York Stn – Lake Shore | 10.84 | LF | 2 | 15 ' 00 " | 30 | 0 | 21.7 | LF | 3 | 12 ' 00 " | 33 | 3 | 19.7 | LF | 3 | 12 ' 00 " | 33 | 3 | 19.7 | LF | 2 | 15 ' 00 " | 29 | 1 | 22.4 | LF | 2 | 15 ' 00 " | 28 | 2 | 23.2 | 602a | 600a | 101a | 115a |
| 76B Royal York Stn – Queensway and Grand Ave | 6.44 | LF | 1 | 30 ' 00 " | 26 | 4 | 14.9 | LF | 1 | 24 ' 00 " | 24 | 0 | 16.1 | LF | 1 | 24 ' 00 " | 24 | 0 | 16.1 | LF | 1 | 30 ' 00 " | 24 | 6 | 16.1 | LF | 1 | 30 ' 00 " | 24 | 6 | 16.1 | 655a | 647a | 1255a | 107a |
| Combined/Average | | | 3 | 10 ' 00 " | | | | 4 | 8 ' 00 " | | | | 4 | 8 ' 00 " | | | | | | 3 | 10 ' 00 " | | | | 3 | 10 ' 00 " | | | | | | | | | |
| Sunday | 23-Nov-08 | Sunday morning | | | | | Sunday afternoon | | | | | Sunday early evening | | | | | Sunday late evening | | | | | | | | | | | | | | | | | | |
| 76 Royal York Stn – Lake Shore | 10.84 | | | | | | LF | 2 | 15 ' 00 " | 30 | 0 | 21.7 | LF | 2 | 15 ' 00 " | 30 | 0 | 21.7 | LF | 2 | 15 ' 00 " | 29 | 1 | 22.4 | LF | 2 | 15 ' 00 " | 28 | 2 | 23.2 | 817a | 830a | 101a | 115a | |
| 76B Royal York Stn – Queensway and Grand Ave | 6.44 | | | | | | LF | 1 | 30 ' 00 " | 26 | 4 | 14.9 | LF | 1 | 30 ' 00 " | 26 | 4 | 14.9 | LF | 1 | 30 ' 00 " | 26 | 4 | 14.9 | LF | 1 | 30 ' 00 " | 26 | 4 | 14.9 | 856a | 852a | 1255a | 107a | |
| Combined/Average | | | | | | | | 3 | 10 ' 00 " | | | | 3 | 10 ' 00 " | | | | | | 3 | 10 ' 00 " | | | | 3 | 10 ' 00 " | | | | | | | | | |



TORONTO TRANSIT COMMISSION

SERVICE SUMMARY

March 27 to May 7, 2011

| Route | RT dist (km) and date of last change | Monday-Friday morning peak period | | | | | Monday-Friday midday | | | | | Monday-Friday afternoon peak period | | | | | Monday-Friday early evening | | | | | Monday-Friday late evening | | | | | First dep NB or WB | First dep SB or EB | Last dep NB or WB | Last dep SB or EB | | | | | | | | | |
|--|--------------------------------------|-----------------------------------|------------|------------------|----------------|-----------------|-------------------------|----------|------------|------------------|----------------|-------------------------------------|----------------|----------|------------|------------------|-----------------------------|-----------------|----------------|----------|------------|----------------------------|----------------|-----------------|----------------|----------|-------------------------|--------------------|-------------------|-------------------|------------|------------------|----------------|-----------------|----------------|-------|--|-------|--|
| | | Veh type | No. of Veh | Service interval | Run time (min) | Term time (min) | Avg spd (km/h) | Veh type | No. of Veh | Service interval | Run time (min) | Term time (min) | Avg spd (km/h) | Veh type | No. of Veh | Service interval | Run time (min) | Term time (min) | Avg spd (km/h) | Veh type | No. of Veh | Service interval | Run time (min) | Term time (min) | Avg spd (km/h) | Veh type | | | | | No. of Veh | Service interval | Run time (min) | Term time (min) | Avg spd (km/h) | | | | |
| 86 SCARBOROUGH & | | | | | | | | | | | | | | | | | | | | | | | | | | | | | | | | | | | | | | | |
| Monday to Friday | | Egl | | | | | | | | | | | | | | | | | | | | | | | | | | | | | | | | | | | | | |
| 12-Oct-10 | | Monday-Friday morning peak period | | | | | | | | | | | | | | | | | | | | | | | | | | | | | | | | | | | | | |
| 86 Kennedy Stn – Sheppard | | 27.99 | | | | | Monday-Friday midday | | | | | Monday-Friday afternoon peak period | | | | | Monday-Friday early evening | | | | | Monday-Friday late evening | | | | | 454a | | 454a | | 201a | | 123a | | | | | | |
| 86A Kennedy Stn – Toronto Zoo | | 31.25 | | | | | LF 9 9'00" 78 3 24.0 | | | | | LF 6 13'20" 79 1 23.7 | | | | | LF 10 7'30" 72 3 23.3 | | | | | LF 5 14'00" 66 4 25.4 | | | | | 617a | | 555a | | 706p | | 626p | | | | | | |
| 86B Kennedy Stn – Highland Creek | | 21.84 | | | | | LF 4 15'00" 56 4 23.4 | | | | | | | | | | | | | | | | | | | | 625a | | 607a | | 910a | | 837a | | | | | | |
| 86D Kennedy Stn – Beechgrove via Lawrence | | 22.51 | | | | | LF 4 15'00" 60 0 22.5 | | | | | LF 2 30'00" 57 3 23.7 | | | | | LF 5 13'20" 63 4 21.4 | | | | | LF 2 30'00" 57 3 23.7 | | | | | LF 2 30'00" 57 3 23.7 | | | | | 525a | | 603a | | 1244a | | 115a | |
| 86E Kennedy Stn – Sheppard Express | | 27.99 | | | | | LF 12 5'00" 60 0 28.0 | | | | | LF 7 9'30" 65 2 25.8 | | | | | | | | | | | | | | | 614a | | 600a | | 918a | | 845a | | | | | | |
| Combined/Average | | 25 2'30" | | | | | 11 6'55" | | | | | 18 3'55" | | | | | 12 6'00" | | | | | 7 9'33" | | | | | 357p | | 324p | | 645p | | 623p | | | | | | |
| Saturday | | 19-Feb-11 | | | | | | | | | | | | | | | | | | | | | | | | | | | | | | | | | | | | | |
| 19-Feb-11 | | Saturday early morning | | | | | | | | | | | | | | | | | | | | | | | | | | | | | | | | | | | | | |
| 86 Kennedy Stn – Sheppard | | 27.99 | | | | | LF 8 10'00" 74 6 22.7 | | | | | LF 11 6'30" 72 0 23.5 | | | | | LF 11 6'30" 72 0 23.5 | | | | | LF 8 10'00" 72 8 23.3 | | | | | LF 4 17'00" 65 3 25.8 | | | | | 510a | | 440a | | 138a | | 106a | |
| 86D Kennedy Stn – Beechgrove via Lawrence | | 22.51 | | | | | LF 2 30'00" 57 3 23.7 | | | | | LF 2 30'00" 57 3 23.7 | | | | | LF 2 30'00" 57 3 23.7 | | | | | LF 2 30'00" 57 3 23.7 | | | | | LF 2 30'00" 57 3 23.7 | | | | | 623a | | 555a | | 123a | | 1255a | |
| Combined/Average | | 10 7'30" | | | | | 13 5'21" | | | | | 13 5'21" | | | | | 10 7'30" | | | | | 6 10'51" | | | | | | | | | | | | | | | | | |
| Sunday | | 13-Feb-11 | | | | | | | | | | | | | | | | | | | | | | | | | | | | | | | | | | | | | |
| 13-Feb-11 | | Sunday early morning | | | | | | | | | | | | | | | | | | | | | | | | | | | | | | | | | | | | | |
| 86 Kennedy Stn – Sheppard | | 27.99 | | | | | LF 8 9'00" 70 2 24.0 | | | | | LF 8 9'00" 70 2 24.0 | | | | | LF 8 9'00" 70 2 24.0 | | | | | LF 6 11'00" 65 1 25.8 | | | | | LF 4 17'00" 65 3 25.8 | | | | | 550a | | 622a | | 138a | | 106a | |
| 86D Kennedy Stn – Beechgrove via Lawrence | | 22.51 | | | | | LF 2 30'00" 57 3 23.7 | | | | | LF 2 30'00" 57 3 23.7 | | | | | LF 2 30'00" 57 3 23.7 | | | | | LF 2 30'00" 57 3 23.7 | | | | | LF 2 30'00" 57 3 23.7 | | | | | 638a | | 610a | | 108a | | 110a | |
| Combined/Average | | 10 6'55" | | | | | 10 6'55" | | | | | 10 6'55" | | | | | 8 8'03" | | | | | 6 10'51" | | | | | | | | | | | | | | | | | |
| Overnight service on Eglinton Avenue and Kingston Road provided by 305 EGLINTON EAST | | | | | | | | | | | | | | | | | | | | | | | | | | | | | | | | | | | | | | | |
| 190 SCARBOROUGH CENTRE ROCKET & | | Mal | | | | | | | | | | | | | | | | | | | | | | | | | | | | | | | | | | | | | |
| 28-Mar-11 | | Monday-Friday morning peak period | | | | | | | | | | | | | | | | | | | | | | | | | | | | | | | | | | | | | |
| 190 Don Mills Stn – Scarborough Centre Stn | | 17.36 | | | | | Lift 9 5'30" 50 0 21.0 | | | | | Lift 5 9'00" 44 1 23.7 | | | | | Lift 11 5'30" 58 3 18.0 | | | | | Lift 5 9'00" 44 1 23.7 | | | | | Lift 3 15'00" 40 5 26.0 | | | | | 626a | | 634a | | 107a | | 100a | |
| Saturday | | 02-Apr-11 | | | | | | | | | | | | | | | | | | | | | | | | | | | | | | | | | | | | | |
| 02-Apr-11 | | Saturday early morning | | | | | | | | | | | | | | | | | | | | | | | | | | | | | | | | | | | | | |
| 190 Don Mills Stn – Scarborough Centre Stn | | 17.36 | | | | | Lift 4 12'00" 45 3 23.1 | | | | | Lift 4 12'00" 45 3 23.1 | | | | | Lift 6 8'00" 45 3 23.1 | | | | | Lift 5 9'00" 45 0 23.1 | | | | | Lift 2 20'00" 40 0 26.0 | | | | | 701a | | 700a | | 100a | | 100a | |
| Sunday | | 27-Mar-11 | | | | | | | | | | | | | | | | | | | | | | | | | | | | | | | | | | | | | |
| 27-Mar-11 | | Sunday morning | | | | | | | | | | | | | | | | | | | | | | | | | | | | | | | | | | | | | |
| 190 Don Mills Stn – Scarborough Centre Stn | | 17.36 | | | | | Lift 3 15'00" 45 0 23.1 | | | | | Lift 4 12'00" 45 3 23.1 | | | | | Lift 3 15'00" 40 5 26.0 | | | | | Lift 2 20'00" 40 0 26.0 | | | | | 907a | | 900a | | 100a | | 100a | | | | | | |
| 3 SCARBOROUGH RT & | | DanSub | | | | | | | | | | | | | | | | | | | | | | | | | | | | | | | | | | | | | |
| 07-Sep-10 | | Monday-Friday morning peak period | | | | | | | | | | | | | | | | | | | | | | | | | | | | | | | | | | | | | |
| 3 Kennedy Stn – McCowan Stn | | 12.81 | | | | | 4carS 6 3'30" 21 0 36.6 | | | | | 4carS 4 5'30" 22 0 34.9 | | | | | 4carS 6 3'40" 22 0 34.9 | | | | | 4carS 4 5'30" 22 0 34.9 | | | | | 4carS 4 5'30" 22 0 34.9 | | | | | 545a | | 601a | | 120a | | 135a | |
| Saturday | | 11-Sep-10 | | | | | | | | | | | | | | | | | | | | | | | | | | | | | | | | | | | | | |
| 11-Sep-10 | | Saturday early morning | | | | | | | | | | | | | | | | | | | | | | | | | | | | | | | | | | | | | |
| 3 Kennedy Stn – McCowan Stn | | 12.81 | | | | | 4carS 4 5'30" 22 0 34.9 | | | | | 4carS 4 5'30" 22 0 34.9 | | | | | 4carS 4 5'30" 22 0 34.9 | | | | | 4carS 4 5'30" 22 0 34.9 | | | | | 4carS 4 5'30" 22 0 34.9 | | | | | 550a | | 605a | | 120a | | 135a | |
| Sunday | | 05-Sep-10 | | | | | | | | | | | | | | | | | | | | | | | | | | | | | | | | | | | | | |
| 05-Sep-10 | | Sunday morning | | | | | | | | | | | | | | | | | | | | | | | | | | | | | | | | | | | | | |
| 3 Kennedy Stn – McCowan Stn | | 12.81 | | | | | 4carS 4 5'30" 22 0 34.9 | | | | | 4carS 4 5'30" 22 0 34.9 | | | | | 4carS 4 5'30" 22 0 34.9 | | | | | 4carS 4 5'30" 22 0 34.9 | | | | | 4carS 4 5'30" 22 0 34.9 | | | | | 855a | | 907a | | 120a | | 135a | |
| McCowan to Kennedy is WB; Kennedy to McCowan is EB | | | | | | | | | | | | | | | | | | | | | | | | | | | | | | | | | | | | | | | |



SERVICE SUMMARY

March 27 to May 7, 2011

| Route | RT dist (km) and date of last change | No. of Veh | Service interval | Run time (min) | Term time (min) | Avg spd (km/h) | No. of Veh | Service interval | Run time (min) | Term time (min) | Avg spd (km/h) | No. of Veh | Service interval | Run time (min) | Term time (min) | Avg spd (km/h) | No. of Veh | Service interval | Run time (min) | Term time (min) | Avg spd (km/h) | No. of Veh | Service interval | Run time (min) | Term time (min) | Avg spd (km/h) | First dep NB or WB | First dep SB or EB | Last dep NB or WB | Last dep SB or EB | | | | | |
|--|--------------------------------------|---|------------------|--------------------|-----------------|----------------|------------|------------------|----------------------|-----------------|----------------|------------|------------------|-------------------------------------|--------------------|----------------|------------|---------------------|-----------------------------|-----------------|----------------|------------|----------------------------|----------------|-----------------|----------------|--------------------|--------------------|-------------------|-------------------|------|------|------|-------|------|
| 79 SCARLETT RD & | MtD | Buses removed from Runnymede Station due to TTC Construction. | | | | | | | | | | | | | | | | | | | | | | | | | | | | | | | | | |
| Monday to Friday | 07-Sep-10 | Monday-Friday morning peak period | | | | | | | Monday-Friday midday | | | | | Monday-Friday afternoon peak period | | | | | Monday-Friday early evening | | | | Monday-Friday late evening | | | | | | | | | | | | |
| 79 High Park Stn – Lawrence & Jane | 20.8 | LF | 7.5 | 9' 00 " | 67 | 1 | 18.6 | LF | 5 | 15' 00 " | 70 | 5 | 17.8 | LF | 6.5 | 12' 00 " | 73 | 5 | 17.1 | LF | 5 | 13' 00 " | 64 | 1 | 19.5 | LF | 2 | 30' 00 " | 60 | 0 | 20.8 | 525a | 505a | 1258a | 100a |
| 79B High Park Stn – Lawrence & Jane via St Clair | 20.8 | LF | 7.5 | 9' 00 " | 67 | 1 | 18.6 | | | | | LF | 6.5 | 12' 00 " | 73 | 5 | 17.1 | | | | | | | | | | | | | | 540a | 520a | 847a | 853a | |
| Combined/Average | | | 15 | 4' 30 " | | | | | 5 | 15' 00 " | | | | 13 | 6' 00 " | | | | | | 5 | 13' 00 " | | | | | 2 | 30' 00 " | | | | 255p | 234p | 719p | 710p |
| Saturday | 11-Sep-10 | Saturday early morning | | | | | | | Saturday morning | | | | | Saturday afternoon | | | | | Saturday early evening | | | | Saturday late evening | | | | | | | | | | | | |
| 79 High Park Stn – Lawrence & Jane | 20.8 | LF | 2 | 30' 00 " | 60 | 0 | 20.8 | LF | 4 | 16' 00 " | 64 | 0 | 19.5 | LF | 4 | 16' 00 " | 64 | 0 | 19.5 | LF | 2 | 30' 00 " | 60 | 0 | 20.8 | LF | 2 | 30' 00 " | 60 | 0 | 20.8 | 535a | 605a | 1258a | 100a |
| Sunday | 05-Sep-10 | Sunday morning | | | | | | | Sunday afternoon | | | | | Sunday early evening | | | | Sunday late evening | | | | | | | | | | | | | | | | | |
| 79 High Park Stn – Lawrence & Jane | 20.8 | | | | | | | LF | 2 | 30' 00 " | 60 | 0 | 20.8 | LF | 3 | 21' 00 " | 63 | 0 | 19.8 | LF | 2 | 30' 00 " | 60 | 0 | 20.8 | LF | 2 | 30' 00 " | 60 | 0 | 20.8 | 800a | 830a | 1258a | 100a |
| 777 SERVICE RELIEF BUSES | Wil | | | | | | | | | | | | | | | | | | | | | | | | | | | | | | | | | | |
| Monday to Friday | 03-Aug-10 | | | | | | | | | | | | | Monday-Friday afternoon peak period | | | | | | | | | | | | | | | | | | | | | |
| Service relief buses – Wilson | | | | | | | | | | | | | | HF | | | | | 3 | | | | Downsview Stn | | | | | | | | | | | | |
| 779 SERVICE RELIEF BUSES | Mal | | | | | | | | | | | | | | | | | | | | | | | | | | | | | | | | | | |
| Monday to Friday | 22-Nov-10 | Monday-Friday morning peak period | | | | | | | | | | | | Monday-Friday afternoon peak period | | | | | | | | | | | | | | | | | | | | | |
| Service relief buses – Malvern | | Lift | 1 | Scarborough Centre | | | | | | | | | Lift | 1 | Scarborough Centre | | | | | | | | | | | | | | | | | | | | |
| 780 SERVICE RELIEF BUSES | Egl | | | | | | | | | | | | | | | | | | | | | | | | | | | | | | | | | | |
| Monday to Friday | 08-Sep-09 | | | | | | | | | | | | | Monday-Friday afternoon peak period | | | | | | | | | | | | | | | | | | | | | |
| Service relief buses – Eglinton | | | | | | | | | | | | | | LF | | | | | 1 | | | | Don Mills Station | | | | | | | | | | | | |
| Service relief buses – Eglinton | | | | | | | | | | | | | | LF | | | | | 1 | | | | Eglinton Station | | | | | | | | | | | | |
| Service relief buses – Eglinton | | | | | | | | | | | | | | LF | | | | | 1 | | | | Kennedy Station | | | | | | | | | | | | |



TORONTO TRANSIT COMMISSION

SERVICE SUMMARY

March 27 to May 7, 2011

| Route | RT dist (km) and date of last change | Monday-Friday | | | | | Saturday | | | | | Sunday | | | | | First dep NB or WB | First dep SB or EB | Last dep NB or WB | Last dep SB or EB | | | | | | | | | | | | | | | | | | | | |
|---|--------------------------------------|---|------------|------------------|----------------|-----------------|----------------------|----------|------------|------------------|----------------|-------------------------------------|----------------|----------|------------|------------------|-----------------------------|--------------------|-------------------|---------------------------------------|----------------|----------------------------|----------------|--------|-------|-------|-----------------------|---------------------------------------|-------|-------|-------|------|--------|-------|------|------|------|------|------|------|
| | | Veh type | No. of Veh | Service interval | Run time (min) | Term time (min) | Avg spd (km/h) | Veh type | No. of Veh | Service interval | Run time (min) | Term time (min) | Avg spd (km/h) | Veh type | No. of Veh | Service interval | | | | | Run time (min) | Term time (min) | Avg spd (km/h) | | | | | | | | | | | | | | | | | |
| 385 SHEPPARD EAST & | Mal | | | | | | | | | | | | | | | | | | | | | | | | | | | | | | | | | | | | | | | |
| Overnight, 7 days a week | 23-Nov-08 | Monday-Friday overnight | | | | | Saturday overnight | | | | | Sunday overnight | | | | | | | | | | | | | | | | | | | | | | | | | | | | |
| 385 Sheppard-Yonge Stn – Meadowvale | 43.61 | LF | 3 | 30'00" | 90 | 0 | 29.1 | LF | 3 | 30'00" | 90 | 0 | 29.1 | LF | 3 | 30'00" | 90 | 0 | 29.1 | | | | | | | | | | | | | | | | | | | | | |
| 4 SHEPPARD SUBWAY & | WilSub | | | | | | | | | | | | | | | | | | | | | | | | | | | | | | | | | | | | | | | |
| Monday to Friday | 25-Nov-02 | Monday-Friday morning peak period | | | | | Monday-Friday midday | | | | | Monday-Friday afternoon peak period | | | | | Monday-Friday early evening | | | | | Monday-Friday late evening | | | | | | | | | | | | | | | | | | |
| 4 Sheppard-Yonge Stn – Don Mills Stn | 10.94 | 4carT | 4 | 5'30" | 22 | 0 | 29.8 | 4carT | 4 | 5'30" | 22 | 0 | 29.8 | 4carT | 4 | 5'30" | 22 | 0 | 29.8 | 4carT | 4 | 5'30" | 22 | 0 | 29.8 | 4carT | 4 | 5'30" | 22 | 0 | 29.8 | 531a | 542a | 225a | 214a | | | | | |
| Saturday | 30-Nov-02 | Saturday early morning | | | | | Saturday morning | | | | | Saturday afternoon | | | | | Saturday early evening | | | | | Saturday late evening | | | | | | | | | | | | | | | | | | |
| 4 Sheppard-Yonge Stn – Don Mills Stn | 10.94 | 4carT | 4 | 5'30" | 22 | 0 | 29.8 | 4carT | 4 | 5'30" | 22 | 0 | 29.8 | 4carT | 4 | 5'30" | 22 | 0 | 29.8 | 4carT | 4 | 5'30" | 22 | 0 | 29.8 | 4carT | 4 | 5'30" | 22 | 0 | 29.8 | 547a | 558a | 225a | 214a | | | | | |
| Sunday | 24-Nov-02 | Sunday morning | | | | | Sunday afternoon | | | | | Sunday early evening | | | | | Sunday late evening | | | | | | | | | | | | | | | | | | | | | | | |
| 4 Sheppard-Yonge Stn – Don Mills Stn | 10.94 | | | | | | 4carT | 4 | 5'30" | 22 | 0 | 29.8 | 4carT | 4 | 5'30" | 22 | 0 | 29.8 | 4carT | 4 | 5'30" | 22 | 0 | 29.8 | 4carT | 4 | 5'30" | 22 | 0 | 29.8 | 849a | 900a | 225a | 214a | | | | | | |
| 84 SHEPPARD WEST & | Arw | | | | | | | | | | | | | | | | | | | | | | | | | | | | | | | | | | | | | | | |
| Monday to Friday | 03-Jan-11 | Monday-Friday morning peak period | | | | | Monday-Friday midday | | | | | Monday-Friday afternoon peak period | | | | | Monday-Friday early evening | | | | | Monday-Friday late evening | | | | | | | | | | | | | | | | | | |
| 84 Sheppard-Yonge Stn – Weston Rd | 24.91 | LF | 7 | 11'00" | 74 | 3 | 20.2 | LF | 9 | 8'30" | 74 | 2 | 20.2 | LF | 6 | 12'30" | 74 | 1 | 20.2 | LF | 5 | 15'00" | 70 | 5 | 21.4 | LF | 4 | 15'00" | 60 | 0 | 24.9 | 515a | 528a | 145a | 158a | | | | | |
| 84A Sheppard-Yonge Stn – Steeles via Arrow Rd | 33.67 | LF | 4.5 | 22'00" | 93 | 6 | 21.7 | | | | | | LF | 4 | 25'00" | 93 | 7 | 21.7 | | | | | | 550a | 622a | 825a | 836a | | | | | | | | | | | | | |
| 84D Sheppard-Yonge Stn – Steeles via Oakdale | 33.67 | LF | 4.5 | 22'00" | 96 | 3 | 21.0 | | | | | | LF | 4 | 25'00" | 97 | 3 | 20.8 | | | | | | 235p | 303p | 530p | 623p | | | | | | | | | | | | | |
| Combined/Average | | 16 5'30" | | | | | 9 8'30" | | | | | 14 6'15" | | | | | 5 15'00" | | | | | 4 15'00" | | | | | 601a | 628a | 836a | 901a | | | | | | | | | | |
| Saturday | 08-Jan-11 | Saturday early morning | | | | | Saturday morning | | | | | Saturday afternoon | | | | | Saturday early evening | | | | | Saturday late evening | | | | | | | | | | | | | | | | | | |
| 84 Sheppard-Yonge Stn – Weston Rd | 24.91 | LF | 5 | 13'00" | 58 | 7 | 25.8 | LF | 5 | 13'00" | 61 | 4 | 24.5 | LF | 8 | 9'00" | 70 | 2 | 21.4 | LF | 4 | 16'00" | 61 | 3 | 24.5 | LF | 3 | 22'00" | 61 | 5 | 24.5 | 520a | 545a | 153a | 158a | | | | | |
| Sunday | 02-Jan-11 | Sunday early morning | | | | | Sunday morning | | | | | Sunday afternoon | | | | | Sunday early evening | | | | | Sunday late evening | | | | | | | | | | | | | | | | | | |
| 84 Sheppard-Yonge Stn – Weston Rd | 24.91 | LF | 4 | 16'00" | 58 | 6 | 25.8 | LF | 5 | 13'00" | 61 | 4 | 24.5 | LF | 5 | 13'00" | 61 | 4 | 24.5 | LF | 3 | 22'00" | 60 | 6 | 24.9 | LF | 3 | 22'00" | 60 | 6 | 24.9 | 750a | 800a | 153a | 158a | | | | | |
| 75 SHERBOURNE & | Wil | <i>75A branch name is for internal use only</i> | | | | | | | | | | | | | | | | | | | | | | | | | | | | | | | | | | | | | | |
| Monday to Friday | 08-Sep-09 | Monday-Friday morning peak period | | | | | Monday-Friday midday | | | | | Monday-Friday afternoon peak period | | | | | Monday-Friday early evening | | | | | Monday-Friday late evening | | | | | | | | | | | | | | | | | | |
| 75 South Drive – Queens Quay | 8.59 | LF | 4 | 11'00" | 44 | 0 | 11.7 | LF | 3 | 15'00" | 45 | 0 | 11.5 | LF | 5 | 10'00" | 48 | 2 | 10.7 | LF | 2 | 20'00" | 40 | 0 | 12.9 | | | | | | 530a | 515a | 930p | 1002p | | | | | | |
| 75A South Drive & Summerhill – Queens Quay | 10.51 | | | | | | | | | | | | | | | | | | | | | LF | 1.5 | 30'00" | 44 | 0 | 14.3 | 950p | 1028p | 1250a | 1228a | | | | | | | | | |
| | | | | | | | | | | | | | | | | | | | | 75A alternates trips with 82 ROSEDALE | | | | | | | | | | | | | | | | | | | | |
| Saturday | 29-Nov-08 | Saturday early morning | | | | | Saturday morning | | | | | Saturday afternoon | | | | | Saturday early evening | | | | | Saturday late evening | | | | | | | | | | | | | | | | | | |
| 75 South Drive – Queens Quay | 8.59 | LF | 2 | 15'00" | 30 | 0 | 17.2 | LF | 2 | 20'00" | 40 | 0 | 12.9 | LF | 2 | 20'00" | 40 | 0 | 12.9 | | | | | | LF | 1.5 | 30'00" | 44 | 0 | 14.3 | LF | 1.5 | 30'00" | 44 | 0 | 14.3 | 535a | 520a | 650p | 710p |
| 75A South Drive & Summerhill – Queens Quay | 10.51 | | | | | | | | | | | | | | | | LF 1.5 30'00" 44 0 14.3 | | | | | LF 1.5 30'00" 44 0 14.3 | | | | | 650p 728p 1250a 1220a | | | | | | | | | | | | | |
| | | | | | | | | | | | | | | | | | | | | 75A alternates trips with 82 ROSEDALE | | | | | | | | 75A alternates trips with 82 ROSEDALE | | | | | | | | | | | | |
| Sunday | 23-Nov-08 | Sunday morning | | | | | Sunday afternoon | | | | | Sunday early evening | | | | | Sunday late evening | | | | | | | | | | | | | | | | | | | | | | | |
| 75A South Drive & Summerhill – Queens Quay | 10.51 | | | | | | LF | 1.5 | 30'00" | 44 | 0 | 14.3 | LF | 1.5 | 30'00" | 44 | 0 | 14.3 | LF | 1.5 | 30'00" | 44 | 0 | 14.3 | LF | 1.5 | 30'00" | 44 | 0 | 14.3 | 850a | 832a | 1250a | 1228a | | | | | | |
| | | | | | | | | | | | | | | | | | | | | 75A alternates trips with 82 ROSEDALE | | | | | | | | 75A alternates trips with 82 ROSEDALE | | | | | | | | | | | | |



TORONTO TRANSIT COMMISSION

SERVICE SUMMARY

March 27 to May 7, 2011

| Route | RT dist (km) and date of last change | Monday-Friday morning peak period | | | | | Monday-Friday midday | | | | | Monday-Friday afternoon peak period | | | | | Monday-Friday early evening | | | | | Monday-Friday late evening | | | | | First dep NB or WB | First dep SB or EB | Last dep NB or WB | Last dep SB or EB | | | | | |
|--|--------------------------------------|-----------------------------------|------------|------------------|----------------|-----------------|----------------------|----------|------------|------------------|----------------|-------------------------------------|----------------|----------|------------|------------------|-----------------------------|-----------------|----------------|----------|------------|----------------------------|----------------|-----------------|----------------|----------|--------------------|--------------------|-------------------|-------------------|------------|------------------|----------------|-----------------|----------------|
| | | Veh type | No. of Veh | Service interval | Run time (min) | Term time (min) | Avg spd (km/h) | Veh type | No. of Veh | Service interval | Run time (min) | Term time (min) | Avg spd (km/h) | Veh type | No. of Veh | Service interval | Run time (min) | Term time (min) | Avg spd (km/h) | Veh type | No. of Veh | Service interval | Run time (min) | Term time (min) | Avg spd (km/h) | Veh type | | | | | No. of Veh | Service interval | Run time (min) | Term time (min) | Avg spd (km/h) |
| 123 SHORNCLIFFE & | Qsy | | | | | | | | | | | | | | | | | | | | | | | | | | | | | | | | | | |
| Monday to Friday | 12-Oct-10 | | | | | | | | | | | | | | | | | | | | | | | | | | | | | | | | | | |
| 123 Kipling Stn – Long Branch via East Mall | 18.49 | LF | 3.5 | 15' 00" | 49 | 4 | 22.6 | LF | 3 | 18' 00" | 48 | 6 | 23.1 | LF | 3 | 18' 00" | 54 | 0 | 20.5 | LF | 2 | 25' 00" | 46 | 4 | 24.1 | LF | 1.5 | 30' 00" | 41 | 4 | 27.1 | 552a | 608a | 114a | 135a |
| 123A Kipling Stn – Sherway via North Queen | 11.41 | LF | 2.5 | 15' 00" | 27 | 11 | 25.4 | | | | | | LF | 2 | 18' 00" | 32 | 4 | 21.4 | | | | | | | | | | | | | 552a | 557a | 906a | 845a | |
| 123C Kipling Stn – Long Branch via North Queen | 18.61 | | | | | | | LF | 3 | 18' 00" | 48 | 6 | 23.3 | | | | | | | LF | 2 | 25' 00" | 46 | 4 | 24.3 | LF | 1.5 | 30' 00" | 41 | 4 | 27.2 | 905a | 857a | 248p | 221p |
| Combined/Average | | | 6 | 7' 30" | | | | 6 | 9' 00" | | | | 5 | 9' 00" | | | | | 4 | 12' 30" | | | | | 3 | 15' 00" | | | | 614p | 557p | 1258a | 120a | | |
| Saturday | 20-Feb-10 | | | | | | | | | | | | | | | | | | | | | | | | | | | | | | | | | | |
| 123 Kipling Stn – Long Branch via East Mall | 18.49 | LF | 1.5 | 30' 00" | 40 | 5 | 27.7 | LF | | 30' 00" | 48 | 5 | 23.1 | LF | 2.5 | 20' 00" | 48 | 2 | 23.1 | LF | 1.5 | 30' 00" | 42 | 3 | 26.4 | LF | 1.5 | 30' 00" | 36 | 9 | 30.8 | 540a | 600a | 104a | 110a |
| 123C Kipling Stn – Long Branch via North Queen | 18.61 | LF | 1.5 | 30' 00" | 40 | 5 | 27.9 | LF | | 30' 00" | 48 | 5 | 23.3 | LF | 2.5 | 20' 00" | 48 | 2 | 23.3 | LF | 1.5 | 30' 00" | 42 | 3 | 26.6 | LF | 1.5 | 30' 00" | 36 | 9 | 31.0 | 625a | 621a | 1249a | 1255a |
| Combined/Average | | | 3 | 15' 00" | | | | 3.5 | 15' 00" | | | | 5 | 10' 00" | | | | | 3 | 15' 00" | | | | | 3 | 15' 00" | | | | | | | | | |
| Alternates trips with 111 EAST MALL | | | | | | | | | | | | | | | | | | | | | | | | | | | | | | | | | | | |
| Sunday | 14-Feb-10 | | | | | | | | | | | | | | | | | | | | | | | | | | | | | | | | | | |
| 123 Kipling Stn – Long Branch via East Mall | 18.49 | | | | | | | LF | 2 | 24' 00" | 48 | 0 | 23.1 | LF | 2.5 | 20' 00" | 48 | 2 | 23.1 | LF | 1.5 | 30' 00" | 42 | 3 | 26.4 | LF | 1.5 | 30' 00" | 36 | 9 | 30.8 | 900a | 924a | 101a | 110a |
| 123C Kipling Stn – Long Branch via North Queen | 18.61 | | | | | | | LF | 2 | 24' 00" | 48 | 0 | 23.3 | LF | 2.5 | 20' 00" | 48 | 2 | 23.3 | LF | 1.5 | 30' 00" | 42 | 3 | 26.6 | LF | 1.5 | 30' 00" | 36 | 9 | 31.0 | 848a | 912a | 1246a | 1255a |
| Combined/Average | | | | | | | | 4 | 12' 00" | | | | 5 | 10' 00" | | | | | 3 | 15' 00" | | | | | 3 | 15' 00" | | | | | | | | | |
| 115 SILVER HILLS & | Wil | | | | | | | | | | | | | | | | | | | | | | | | | | | | | | | | | | |
| Monday to Friday | 07-Sep-10 | | | | | | | | | | | | | | | | | | | | | | | | | | | | | | | | | | |
| 115 York Mills Stn – Leslie | 12.83 | LF | 2 | 20' 00" | 40 | 0 | 19.2 | LF | 2 | 20' 00" | 40 | 0 | 19.2 | LF | 2 | 20' 00" | 40 | 0 | 19.2 | LF | 1.5 | 30' 00" | 35 | 3 | 22.0 | LF | 1.5 | 30' 00" | 35 | 3 | 22.0 | 639a | 620a | 117a | 100a |
| Alternates trips with 122 GRAYDON HALL | | | | | | | | | | | | | | | | | | | | | | | | | | | | | | | | | | | |
| Saturday | 11-Sep-10 | | | | | | | | | | | | | | | | | | | | | | | | | | | | | | | | | | |
| 115 York Mills Stn – Leslie | 12.83 | LF | 1.5 | 30' 00" | 35 | 2 | 22.0 | LF | 1.5 | 30' 00" | 35 | 3 | 22.0 | LF | 1.5 | 30' 00" | 35 | 3 | 22.0 | LF | 1.5 | 30' 00" | 35 | 3 | 22.0 | LF | 1.5 | 30' 00" | 35 | 3 | 22.0 | 627a | 610a | 127a | 110a |
| Alternates trips with 122 GRAYDON HALL | | | | | | | | | | | | | | | | | | | | | | | | | | | | | | | | | | | |
| Sunday | 05-Sep-10 | | | | | | | | | | | | | | | | | | | | | | | | | | | | | | | | | | |
| 115 York Mills Stn – Leslie | 12.83 | | | | | | | LF | 1.5 | 30' 00" | 35 | 3 | 22.0 | LF | 1.5 | 30' 00" | 35 | 3 | 22.0 | LF | 1.5 | 30' 00" | 35 | 3 | 22.0 | LF | 1.5 | 30' 00" | 35 | 3 | 22.0 | 857a | 840a | 127a | 110a |
| Alternates trips with 122 GRAYDON HALL | | | | | | | | | | | | | | | | | | | | | | | | | | | | | | | | | | | |
| 403 SOUTH DON MILLS COMMUNITY BUS & | W-T | | | | | | | | | | | | | | | | | | | | | | | | | | | | | | | | | | |
| Monday to Friday | 2-Sep-97 | | | | | | | | | | | | | | | | | | | | | | | | | | | | | | | | | | |
| 403 Don Mills Centre – East York Centre | | | | | | | | CB | 1 | 60' 00" | 60 | 0 | | CB | 1 | 60' 00" | 60 | 0 | | | | | | | | | | | | | | | | | |
| Alternates trips with 122 GRAYDON HALL | | | | | | | | | | | | | | | | | | | | | | | | | | | | | | | | | | | |



SERVICE SUMMARY

March 27 to May 7, 2011

| Route | RT dist (km) and date of last change | | | | | | | | | | | | | | | | | | | | | First dep NB or WB | First dep SB or EB | Last dep NB or WB | Last dep SB or EB | |
|-----------------------------|--|--|---------------|---------------------------------|----------------------|-----------------------|----------------------|----------|---------------------------------|------------------|----------------------|-------------------------------------|----------------------|------------------------------|---------------|------------------|----------------------|-----------------------|----------------------|----------|---------------|--------------------------|--------------------------|-------------------------|-------------------------|------------------|
| | | Veh type | No. of Veh | Service interval | Run time (min) | Term time (min) | Avg spd (km/h) | Veh type | No. of Veh | Service interval | Run time (min) | Term time (min) | Avg spd (km/h) | Veh type | No. of Veh | Service interval | Run time (min) | Term time (min) | Avg spd (km/h) | Veh type | No. of Veh | | | | | Service interval |
| 756 STANDBY BUSES | Bir | | | | | | | | | | | | | | | | | | | | | | | | | |
| Monday to Friday | 21-Nov-10 | Adjustment to start / finish times effective 14-Feb-11 | | | | | | | | | | | | | | | | | | | | | | | | |
| | | Monday-Friday morning peak period | | | | | | | | | | Monday-Friday afternoon peak period | | | | | | | | | | | | | | |
| Standby buses – Birchmount | | LF | 1 | Birchmount Garage | | | LF | 2 | Birchmount Garage | | | | | | | | | | | | | | | | | |
| 750 STANDBY BUSES | Egl | | | | | | | | | | | | | | | | | | | | | | | | | |
| Monday to Friday | 04-Jan-10 | | | | | | | | | | | | | | | | | | | | | | | | | |
| Standby – Downtown Gap Bus | | Monday-Friday midday | | | | | | | | | | Monday-Friday afternoon peak period | | | | | | | | | | | | | | |
| Standby – Downtown Gap Bus | | HF | 1 | Spadina Stn | | | HF | 1 | Spadina Stn | | | | | | | | | | | | | | | | | |
| Standby – Downtown Gap Bus | | HF | 1 | Spadina / Queens Quay Lp | | | HF | 1 | Spadina / Queens Quay Lp | | | | | | | | | | | | | | | | | |
| Standby – Downtown Gap Bus | | HF | 1 | St Clair Stn | | | HF | 1 | St Clair Stn | | | | | | | | | | | | | | | | | |
| | | | 3 | | | | | 3 | | | | | | | | | | | | | | | | | | |
| 760 STANDBY BUSES | Egl | | | | | | | | | | | | | | | | | | | | | | | | | |
| Monday to Friday | 22-Nov-10 | Adjustment to start time effective 14-Feb-11 | | | | | | | | | | | | | | | | | | | | | | | | |
| | | Monday-Friday morning peak period | | | | | | | | | | | | | | | | | | | | | | | | |
| Standby buses – Eglinton | | LF | 1 | Kennedy Station | | | | | | | | | | | | | | | | | | | | | | |
| 752 STANDBY BUSES | Qsy | | | | | | | | | | | | | | | | | | | | | | | | | |
| Monday to Friday | 12-Oct-10 | Monday-Friday morning peak period | | | | | | | | | | | | | | | | | | | | | | | | |
| Standby buses – Queensway | | see 112 West Mall | | | | | | | | | | | | | | | | | | | | | | | | |
| 751 STANDBY BUSES | Wil | | | | | | | | | | | | | | | | | | | | | | | | | |
| Monday to Friday | 22-Nov-10 | Monday-Friday morning peak period | | | | | | | | | | Monday-Friday afternoon peak period | | | | | | | | | | | | | | |
| Standby buses – Wilson | | HF | 2 | Wilson Garage | | | HF | 1 | Wilson Garage | | | | | | | | | | | | | | | | | |
| 535 STANDBY CARS | Ron/Rus | | | | | | | | | | | | | | | | | | | | | | | | | |
| Monday to Friday | 07-Sep-10 | Monday-Friday afternoon peak period | | | | | | | | | | Monday-Friday early evening | | | | | | | | | | | | | | |
| Standby cars – Roncesvalles | | | | | | | | | | | | CLR | 2 | Roncesvalles carhouse | | | | | | | | | | | | |
| Standby cars – Russell | | | | | | | | | | | | CLR | 2 | Russell carhouse | | | | | | | | | | | | |



TORONTO TRANSIT COMMISSION

SERVICE SUMMARY

March 27 to May 7, 2011

| Route | RT dist (km) and date of last change | No. of | | | | | Run time | | | | | Term time | | | | | Avg spd | | | | | No. of | Run time (min) | Term time (min) | Avg spd (km/h) | No. of | Run time (min) | Term time (min) | Avg spd (km/h) | No. of | Run time (min) | Term time (min) | Avg spd (km/h) | No. of | Run time (min) | Term time (min) | Avg spd (km/h) | First dep NB or WB | First dep SB or EB | Last dep NB or WB | Last dep SB or EB |
|--|--------------------------------------|--|-----|------------------|-------|-------|------------------------------------|----------|-----|------------------|-------|-------------------------------------|--------|----------|-----|------------------|------------------------------------|-------|--------|----------|-----|---|----------------|-----------------|----------------|--------|----------------|-----------------|----------------|--------|----------------|-----------------|----------------|--------|----------------|-----------------|----------------|--------------------|--------------------|-------------------|-------------------|
| | | Veh type | Veh | Service interval | (min) | (min) | (km/h) | Veh type | Veh | Service interval | (min) | (min) | (km/h) | Veh type | Veh | Service interval | (min) | (min) | (km/h) | Veh type | Veh | | | | | | | | | | | | | | | | | | | | |
| 124 SUNNYBROOK & | Wtl | | | | | | | | | | | | | | | | | | | | | | | | | | | | | | | | | | | | | | | | |
| Monday to Friday | 07-Sep-10 | Monday-Friday morning peak period | | | | | Monday-Friday midday | | | | | Monday-Friday afternoon peak period | | | | | Monday-Friday early evening | | | | | Monday-Friday late evening | | | | | | | | | | | | | | | | | | | |
| 124 Lawrence Stn – Sunnybrook Hospital | 5.51 | LF | 4 | 6' 30" | 26 | 0 | 12.7 | LF | 2 | 11' 00" | 22 | 0 | 15.0 | LF | 4 | 7' 30" | 30 | 0 | 11.0 | LF | 1 | 20' 00" | 20 | 0 | 16.5 | LF | 1 | 20' 00" | 20 | 0 | 16.5 | 610a | 558a | 110a | 100a | | | | | | |
| Saturday | 29-Nov-08 | Saturday early morning | | | | | Saturday morning | | | | | Saturday afternoon | | | | | Saturday early evening | | | | | Saturday late evening | | | | | | | | | | | | | | | | | | | |
| 124 Lawrence Stn – Sunnybrook Hospital | 5.51 | LF | 1 | 20' 00" | 20 | 0 | 16.5 | LF | 1 | 20' 00" | 20 | 0 | 16.5 | LF | 1 | 20' 00" | 20 | 0 | 16.5 | LF | 1 | 20' 00" | 20 | 0 | 16.5 | LF | 1 | 20' 00" | 20 | 0 | 16.5 | 550a | 540a | 110a | 100a | | | | | | |
| Sunday | 23-Nov-08 | Sunday morning | | | | | Sunday afternoon | | | | | Sunday early evening | | | | | Sunday late evening | | | | | | | | | | | | | | | | | | | | | | | | |
| 124 Lawrence Stn – Sunnybrook Hospital | 5.51 | LF | 1 | 20' 00" | 20 | 0 | 16.5 | LF | 1 | 20' 00" | 20 | 0 | 16.5 | LF | 1 | 20' 00" | 20 | 0 | 16.5 | LF | 1 | 20' 00" | 20 | 0 | 16.5 | LF | 1 | 20' 00" | 20 | 0 | 16.5 | 750a | 740a | 1250a | 100a | | | | | | |
| 77 SWANSEA | MtD | Buses removed from Runnymede Station due to TTC Construction. | | | | | | | | | | | | | | | | | | | | | | | | | | | | | | | | | | | | | | | |
| Monday to Friday | 07-Sep-10 | Monday-Friday morning peak period | | | | | Monday-Friday midday | | | | | Monday-Friday afternoon peak period | | | | | Monday-Friday early evening | | | | | Monday-Friday late evening | | | | | | | | | | | | | | | | | | | |
| 77 Bloor & Runnymede – Queensway | 6.12 | HF | 3.0 | 10' 00" | 26 | 4 | 14.1 | HF | 1.6 | 15' 00" | 21 | 3 | 17.5 | HF | 2.2 | 11' 00" | 23 | 2 | 16.2 | HF | 1 | 22' 00" | 22 | 0 | 16.7 | HF | 0.9 | 20' 00" | 15 | 3 | 24.5 | 548a | 535a | 135a | 123a | | | | | | |
| | | Alternates trips with 71 RUNNYMEDE | | | | | Alternates trips with 71 RUNNYMEDE | | | | | Alternates trips with 71 RUNNYMEDE | | | | | Alternates trips with 71 RUNNYMEDE | | | | | Alternates trips with 71 RUNNYMEDE (St Clair branch only) | | | | | | | | | | | | | | | | | | | |
| Saturday | 11-Sep-10 | Saturday early morning | | | | | Saturday morning | | | | | Saturday afternoon | | | | | Saturday early evening | | | | | Saturday late evening | | | | | | | | | | | | | | | | | | | |
| 77 Bloor & Runnymede – Queensway | 6.12 | LF | 1 | 24' 00" | 15 | 9 | 24.5 | LF | 0.8 | 25' 00" | 19 | 0 | 19.6 | LF | 0.8 | 25' 00" | 19 | 0 | 19.6 | LF | 1 | 24' 00" | 18 | 6 | 20.4 | LF | 1 | 20' 00" | 15 | 5 | 24.5 | 610a | 615a | 135a | 124a | | | | | | |
| | | Alternates trips with 71 RUNNYMEDE (St Clair branch) all day long. | | | | | | | | | | | | | | | | | | | | | | | | | | | | | | | | | | | | | | | |
| Sunday | 05-Sep-10 | Sunday morning | | | | | Sunday afternoon | | | | | Sunday early evening | | | | | Sunday late evening | | | | | | | | | | | | | | | | | | | | | | | | |
| 77 Bloor & Runnymede – Queensway | 6.12 | LF | 1 | 24' 00" | 19 | 5 | 19.3 | LF | 1 | 24' 00" | 19 | 5 | 19.3 | LF | 1 | 20' 00" | 17 | 3 | 21.6 | LF | 1 | 20' 00" | 17 | 3 | 21.6 | LF | 1 | 20' 00" | 15 | 5 | 24.5 | 859a | 840a | 112a | 124a | | | | | | |
| | | Alternates trips with 71 RUNNYMEDE (St Clair branch) all day long. | | | | | | | | | | | | | | | | | | | | | | | | | | | | | | | | | | | | | | | |
| 168 SYMINGTON & | MtD | | | | | | | | | | | | | | | | | | | | | | | | | | | | | | | | | | | | | | | | |
| Monday to Friday | 07-Sep-10 | Monday-Friday morning peak period | | | | | Monday-Friday midday | | | | | Monday-Friday afternoon peak period | | | | | Monday-Friday early evening | | | | | Monday-Friday late evening | | | | | | | | | | | | | | | | | | | |
| 168 Dundas West Stn – Weston Rd | 9.59 | LF | 8 | 5' 00" | 38 | 2 | 15.1 | LF | 4 | 10' 00" | 38 | 2 | 15.1 | LF | 7 | 6' 20" | 44 | 1 | 13.1 | LF | 4 | 10' 00" | 36 | 4 | 16.0 | LF | 3 | 12' 00" | 30 | 6 | 19.2 | 442a | 450a | 200a | 145a | | | | | | |
| Saturday | 16-Oct-10 | Saturday early morning | | | | | Saturday morning | | | | | Saturday afternoon | | | | | Saturday early evening | | | | | Saturday late evening | | | | | | | | | | | | | | | | | | | |
| 168 Dundas West Stn – Weston Rd | 9.59 | LF | 3 | 10' 40" | 30 | 2 | 19.2 | LF | 5 | 10' 00" | 48 | 2 | 12.0 | LF | 5 | 10' 00" | 48 | 2 | 12.0 | LF | 3 | 12' 00" | 33 | 3 | 17.4 | LF | 3 | 12' 00" | 30 | 6 | 19.2 | 442a | 451a | 200a | 145a | | | | | | |
| Sunday | 02-Aug-09 | Sunday early morning | | | | | Sunday morning | | | | | Sunday afternoon | | | | | Sunday early evening | | | | | Sunday late evening | | | | | | | | | | | | | | | | | | | |
| 168 Dundas West Stn – Weston Rd | 9.59 | LF | 2 | 20' 00" | 34 | 6 | 16.9 | LF | 3 | 15' 00" | 38 | 7 | 15.1 | LF | 4 | 12' 00" | 43 | 5 | 13.4 | LF | 3 | 12' 00" | 33 | 3 | 17.4 | LF | 3 | 12' 00" | 30 | 6 | 19.2 | 640a | 643a | 200a | 145a | | | | | | |
| 81 THORNCLEIFFE PARK & | Bir | | | | | | | | | | | | | | | | | | | | | | | | | | | | | | | | | | | | | | | | |
| Monday to Friday | 07-Sep-10 | Monday-Friday morning peak period | | | | | Monday-Friday midday | | | | | Monday-Friday afternoon peak period | | | | | Monday-Friday early evening | | | | | Monday-Friday late evening | | | | | | | | | | | | | | | | | | | |
| 81 Pape Stn – Thorncliffe | 8.29 | LF | 6 | 4' 40" | 28 | 0 | 17.8 | LF | 3 | 10' 00" | 30 | 0 | 16.6 | LF | 5 | 5' 30" | 28 | 0 | 18.1 | LF | 3 | 10' 00" | 30 | 0 | 16.6 | LF | 2 | 12' 00" | 24 | 0 | 20.7 | 525a | 510a | 120a | 111a | | | | | | |
| Saturday | 25-Jun-05 | Saturday early morning | | | | | Saturday morning | | | | | Saturday afternoon | | | | | Saturday early evening | | | | | Saturday late evening | | | | | | | | | | | | | | | | | | | |
| 81 Pape Stn – Thorncliffe | 8.29 | LF | 1 | 30' 00" | 30 | 0 | 16.6 | LF | 4 | 7' 30" | 30 | 0 | 16.6 | LF | 4 | 7' 30" | 30 | 0 | 16.6 | LF | 2 | 12' 00" | 24 | 0 | 20.7 | LF | 2 | 12' 00" | 24 | 0 | 20.7 | 545a | 530a | 120a | 111a | | | | | | |
| Sunday | 19-Jun-05 | Sunday early morning | | | | | Sunday morning | | | | | Sunday afternoon | | | | | Sunday early evening | | | | | Sunday late evening | | | | | | | | | | | | | | | | | | | |
| 81 Pape Stn – Thorncliffe | 8.29 | LF | 1 | 30' 00" | 30 | 0 | 16.6 | LF | 3 | 10' 00" | 30 | 0 | 16.6 | LF | 3 | 10' 00" | 30 | 0 | 16.6 | LF | 2 | 12' 00" | 24 | 0 | 20.7 | LF | 2 | 12' 00" | 24 | 0 | 20.7 | 645a | 630a | 120a | 111a | | | | | | |
| | | Loops clockwise on Thorncliffe Park Drive before 330p, and loops counter-clockwise on Thorncliffe Park Drive after 330p | | | | | | | | | | | | | | | | | | | | | | | | | | | | | | | | | | | | | | | |
| 407 TORONTO REHAB CARDIAC CENTRE COMMUNITY LINK & | W-T | | | | | | | | | | | | | | | | | | | | | | | | | | | | | | | | | | | | | | | | |
| Monday to Friday | | WT Number of trips and trip times vary by day of the week (no Saturday, Sunday, or holiday service). See http://www3.ttc.ca/Routes/index.jsp for more information. | | | | | | | | | | | | | | | | | | | | | | | | | | | | | | | | | | | | | | | |
| 407 Sunnybrook Hospital – Toronto Rehab Rumsey Centre | | | | | | | | | | | | | | | | | | | | | | | | | | | | | | | | | | | | | | | | | |



TORONTO TRANSIT COMMISSION

SERVICE SUMMARY

March 27 to May 7, 2011

| Route | RT dist (km) and date of last change | Morning Peak | | | | | Midday | | | | | Afternoon Peak | | | | | Early Evening | | | | | Late Evening | | | | | | | | | |
|--|--------------------------------------|--|------------|------------------|----------------|-----------------|-----------------------------------|----------|------------|------------------|----------------|-------------------------------------|----------------|----------|------------|--|-----------------------------|-----------------|----------------|----------|------------|--|----------------|-----------------|----------------|--------------------|--------------------|-------------------|-------------------|------|------|
| | | Veh type | No. of Veh | Service interval | Run time (min) | Term time (min) | Avg spd (km/h) | Veh type | No. of Veh | Service interval | Run time (min) | Term time (min) | Avg spd (km/h) | Veh type | No. of Veh | Service interval | Run time (min) | Term time (min) | Avg spd (km/h) | Veh type | No. of Veh | Service interval | Run time (min) | Term time (min) | Avg spd (km/h) | First dep NB or WB | First dep SB or EB | Last dep NB or WB | Last dep SB or EB | | |
| 10 VAN HORNE & | Wtl | | | | | | | | | | | | | | | | | | | | | | | | | | | | | | |
| Monday to Friday | 04-Jan-10 | Monday-Friday morning peak period | | | | | Monday-Friday midday | | | | | Monday-Friday afternoon peak period | | | | | Monday-Friday early evening | | | | | Monday-Friday late evening | | | | | | | | | |
| 10 Don Mills Stn – Victoria Park | 7.64 | LF | 3 | 10' 00" | 28 | 2 | 16.4 | | | | | | LF | 3 | 10' 00" | 28 | 2 | 16.4 | | | | | | | | | | | | | |
| | | See 169A HUNTINGWOOD | | | | | See 169A HUNTINGWOOD | | | | | See 169A HUNTINGWOOD | | | | | See 169A HUNTINGWOOD | | | | | 534a 547a 900a 853a 300p 315p 700p 640p | | | | | | | | | |
| | | Off peak service provided by 169A HUNTINGWOOD seven days a week. | | | | | | | | | | | | | | | | | | | | | | | | | | | | | |
| 406 VARIETY VILLAGE COMMUNITY LINK & | W-T | | | | | | | | | | | | | | | | | | | | | | | | | | | | | | |
| Monday to Friday | 03-Jan-11 | Monday-Friday morning peak period | | | | | Monday-Friday midday | | | | | Monday-Friday afternoon peak period | | | | | Monday-Friday early evening | | | | | Monday-Friday late evening | | | | | | | | | |
| 406 Main Street Stn – Variety Village | | WT | | 30' 00" | | | WT | | 30' 00" | | | WT | | 30' 00" | | | WT | | 30' 00" | | | | | | | | | | | | |
| | | 700a 645a | | | | | 1000p 945a | | | | | | | | | | | | | | | | | | | | | | | | |
| 90 VAUGHAN | MtD | | | | | | | | | | | | | | | | | | | | | | | | | | | | | | |
| Monday to Friday | 07-Sep-10 | Monday-Friday morning peak period | | | | | Monday-Friday midday | | | | | Monday-Friday afternoon peak period | | | | | Monday-Friday early evening | | | | | Monday-Friday late evening | | | | | | | | | |
| 90 St Clair West Stn – Eglinton | 6.60 | HF | 3.5 | 9' 20" | 31 | 2 | 12.7 | | | | | HF | 3 | 12' 00" | 36 | 0 | 11.0 | | | | | | | | | | | | | | |
| 90A St Clair West Stn – Oakwood | 5.47 | HF | 2.5 | 9' 20" | 23 | 1 | 14.4 | HF | 2 | 12' 00" | 24 | 0 | 13.7 | HF | 2 | 12' 00" | 24 | 0 | 13.7 | HF | 2 | 12' 00" | 24 | 0 | 13.7 | HF | 1 | 20' 00" | 20 | 0 | 16.4 |
| Combined/Average | | | 6 | 4' 40" | | | | 2 | 12' 00" | | | | 5 | 6' 00" | | | | | | 2 | 12' 00" | | | | 1 | 20' 00" | | | | | |
| Saturday | 26-Jun-10 | Saturday early morning | | | | | Saturday morning | | | | | Saturday afternoon | | | | | Saturday early evening | | | | | Saturday late evening | | | | | | | | | |
| 90A St Clair West Stn – Oakwood | 5.47 | LF | 2 | 12' 00" | 24 | 0 | 13.7 | LF | 3 | 8' 00" | 24 | 0 | 13.7 | LF | 3 | 8' 00" | 24 | 0 | 13.7 | LF | 2 | 12' 00" | 24 | 0 | 13.7 | LF | 1 | 20' 00" | 20 | 0 | 16.4 |
| | | 610a 610a | | | | | 110a 100a | | | | | | | | | | | | | | | | | | | | | | | | |
| Sunday | 20-Jun-10 | Sunday morning | | | | | Sunday afternoon | | | | | Sunday early evening | | | | | Sunday late evening | | | | | | | | | | | | | | |
| 90A St Clair West Stn – Oakwood | 5.47 | | | | | | LF | 2 | 12' 00" | 24 | 0 | 13.7 | LF | 2 | 12' 00" | 24 | 0 | 13.7 | LF | 2 | 12' 00" | 24 | 0 | 13.7 | LF | 1 | 20' 00" | 20 | 0 | 16.4 | |
| | | 830a 842a | | | | | 110a 100a | | | | | | | | | | | | | | | | | | | | | | | | |
| 24 VICTORIA PARK & | Bir | Service outside Toronto north of Steeles Avenue is provided under contract to York Region | | | | | | | | | | | | | | | | | | | | | | | | | | | | | |
| Monday to Friday | 14-Feb-11 | Monday-Friday morning peak period | | | | | Monday-Friday midday | | | | | Monday-Friday afternoon peak period | | | | | Monday-Friday early evening | | | | | Monday-Friday late evening | | | | | | | | | |
| 24 Victoria Park Stn – Steeles | 30.58 | LF | 18 | 5' 00" | 90 | 0 | 20.4 | LF | 9 | 10' 00" | 90 | 0 | 20.4 | LF | 14 | 7' 00" | 96 | 2 | 19.1 | LF | 9 | 9' 00" | 81 | 0 | 22.7 | LF | 6 | 12' 00" | 70 | 2 | 26.2 |
| 24A Victoria Park Stn – Don Mills Stn via Consumers Rd | 24.53 | LF | 7 | 12' 00" | 82 | 2 | 17.9 | LF | 2.5 | 30' 00" | 75 | 0 | 19.6 | LF | 7 | 13' 00" | 87 | 4 | 16.9 | | | | | | | | | | | | |
| 24D Victoria Park Stn – Major Mackenzie | 57.69 | | | | | | LF | 2 | 30' 00" | 145 | 5 | 23.9 | | | | | | | LF | 2 | 27' 00" | 135 | 0 | 25.6 | | | | | | | |
| Combined/Average | | | 25 | 3' 32" | | | | 13.5 | 7' 30" | | | | 21 | 4' 33" | | | | | 11 | 9' 00" | | | | 6 | 12' 00" | | | | | | |
| | | Every 3rd 24 operates as a 24D 24A alternates trips with 167 PHARMACY NORTH 24D operates NB through the Highway 7 Industrial area before noon and SB after noon. | | | | | | | | | | | | | | 24D operates SB through the Highway 7 Industrial area. | | | | | | | | | | | | | | | |
| Saturday | 09-Sep-06 | Saturday early morning | | | | | Saturday morning | | | | | Saturday afternoon | | | | | Saturday early evening | | | | | Saturday late evening | | | | | | | | | |
| 24 Victoria Park Stn – Steeles | 30.58 | LF | 6 | 15' 00" | 84 | 6 | 21.8 | LF | 9 | 10' 00" | 86 | 4 | 21.3 | LF | 12 | 7' 30" | 90 | 0 | 20.4 | LF | 6 | 13' 20" | 80 | 0 | 22.9 | LF | 6 | 12' 00" | 70 | 2 | 26.2 |
| | | 521a 557a | | | | | 124a 159a | | | | | | | | | | | | | | | | | | | | | | | | |
| Sunday | 05-Sep-10 | Sunday early morning | | | | | Sunday morning | | | | | Sunday afternoon | | | | | Sunday early evening | | | | | Sunday late evening | | | | | | | | | |
| 24 Victoria Park Stn – Steeles | 30.58 | LF | 4 | 20' 00" | 80 | 0 | 22.9 | LF | 7 | 12' 00" | 80 | 4 | 22.9 | LF | 12 | 7' 00" | 84 | 0 | 21.8 | LF | 4 | 20' 00" | 80 | 0 | 22.9 | LF | 4 | 20' 00" | 70 | 10 | 26.2 |
| | | 717a 757a | | | | | 116a 153a | | | | | | | | | | | | | | | | | | | | | | | | |
| 324 VICTORIA PARK & | Bir | Service outside Toronto north of Steeles Avenue is provided under contract to York Region | | | | | | | | | | | | | | | | | | | | | | | | | | | | | |
| Overnight, 7 days a week | 15-Feb-09 | Monday-Friday overnight | | | | | Saturday overnight | | | | | Sunday overnight | | | | | | | | | | | | | | | | | | | |
| 324 Kingston – Steeles | 35.41 | LF | 2.7 | 30' 00" | 72 | 9 | 29.5 | LF | 2.7 | 30' 00" | 72 | 9 | 29.5 | LF | 2.7 | 30' 00" | 72 | 9 | 29.5 | | | | | | | | | | | | |
| | | Alternates trips with 322 COXWELL | | | | | Alternates trips with 322 COXWELL | | | | | Alternates trips with 322 COXWELL | | | | | | | | | | | | | | | | | | | |



TORONTO TRANSIT COMMISSION

SERVICE SUMMARY

March 27 to May 7, 2011

| Route | RT dist (km) and date of last change | Monday-Friday morning peak period | | | | | Monday-Friday midday | | | | | Monday-Friday afternoon peak period | | | | | Monday-Friday early evening | | | | | First dep NB or WB | First dep SB or EB | Last dep NB or WB | Last dep SB or EB | | | | | | | | | | | | | | | | |
|--|--------------------------------------|---|------------|------------------|----------------|-----------------|--------------------------------|----------|------------|------------------|----------------|--|----------------|----------|------------|------------------|--------------------------------|-----------------|----------------|----------|------------|----------------------------|--------------------|-------------------|-------------------|------------------|----------------|-----------------|----------------|---------|------|------|------|------|-------|-------|--|--|--|--|--|
| | | Veh type | No. of Veh | Service interval | Run time (min) | Term time (min) | Avg spd (km/h) | Veh type | No. of Veh | Service interval | Run time (min) | Term time (min) | Avg spd (km/h) | Veh type | No. of Veh | Service interval | Run time (min) | Term time (min) | Avg spd (km/h) | Veh type | No. of Veh | | | | | Service interval | Run time (min) | Term time (min) | Avg spd (km/h) | | | | | | | | | | | | |
| 224 VICTORIA PARK NORTH & | Egl | Service outside Toronto north of Steeles Avenue is provided under contract to York Region | | | | | | | | | | | | | | | | | | | | | | | | | | | | | | | | | | | | | | | |
| Monday to Friday | 10-May-10 | Monday-Friday morning peak period | | | | | Monday-Friday midday | | | | | Monday-Friday afternoon peak period | | | | | Monday-Friday early evening | | | | | | | | | | | | | | | | | | | | | | | | |
| 224C Don Mills Stn – 14th Avenue | 22.80 | LF | 2 | 40' 00" | 68 | 12 | 20.1 | | | | | | | | | | | | | | | | | | 614a | 651a | 854a | 931a | | | | | | | | | | | | | |
| | | | | | | | | | | | | | | | | | | | | | | | | 218p | 300p | 658p | 740p | | | | | | | | | | | | | | |
| 224D Don Mills Stn – Elgin Mills | 37.45 | LF | 6 | 20' 00" | 115 | 5 | 19.5 | | | | | | | | | | | | | | | | | 609a | 605a | 909a | 1005a | | | | | | | | | | | | | | |
| | | | | | | | | | | | | | | | | | | | | | | | | 143p | 243p | 643p | 743p | | | | | | | | | | | | | | |
| Combined/Average | | | 8 | 13' 20" | | | | | | | | | | | | | | | | | | | | | | | | | | | | | | | | | | | | | |
| | | 224D operates NB through the Highway 7 Industrial area and WB/NB on Hillmount. | | | | | | | | | | 224D operates SB/EB on Hillmount and SB through the Highway 7 Industrial area. | | | | | | | | | | | | | | | | | | | | | | | | | | | | | |
| 68 WARDEN & | Egl | Service outside Toronto north of Steeles Avenue is provided under contract to York Region | | | | | | | | | | | | | | | | | | | | | | | | | | | | | | | | | | | | | | | |
| Monday to Friday | 07-Sep-10 | Monday-Friday morning peak period | | | | | Monday-Friday midday | | | | | Monday-Friday afternoon peak period | | | | | Monday-Friday early evening | | | | | Monday-Friday late evening | | | | | | | | | | | | | | | | | | | |
| 68 Warden Stn – Steeles | 25.06 | LF | 21 | 3' 35" | 75 | 0 | 20.0 | LF | 8 | 8' 45" | 70 | 0 | 21.5 | LF | 13 | 6' 15" | 81 | 0 | 18.5 | LF | 7 | 10' 00" | 70 | 0 | 21.5 | LF | 3 | 22' 00" | 62 | 4 | 24.2 | 448a | 505a | 140a | 151a | | | | | | |
| 68B Warden Stn – Major Mackenzie | 43.52 | LF | 3 | 14' 20" | 116 | 2 | 22.5 | LF | 1 | 35' 00" | 104 | 1 | 25.1 | LF | 2 | 18' 45" | 119 | 0 | 21.9 | LF | 1 | 40' 00" | 104 | 6 | 25.1 | | | | | | | 507a | 557a | 958p | 1055p | | | | | | |
| Combined/Average | | | 24 | 3' 35" | | | | | | | | | | | | | | | | | | | | | 3 | 22' 00" | | | | | | | | | | | | | | | |
| | | Every 4th 68 operates as a 68B | | | | | Every 4th 68 operates as a 68B | | | | | Every 3rd 68 operates as a 68B | | | | | Every 4th 68 operates as a 68B | | | | | | | | | | | | | | | | | | | | | | | | |
| Saturday | 21-Feb-09 | Saturday early morning | | | | | Saturday morning | | | | | Saturday afternoon | | | | | Saturday early evening | | | | | Saturday late evening | | | | | | | | | | | | | | | | | | | |
| 68 Warden Stn – Steeles | 25.06 | LF | 2 | 33' 00" | 65 | 1 | 23.1 | LF | 5 | 13' 00" | 65 | 0 | 23.1 | LF | 7 | 11' 00" | 75 | 2 | 20.0 | LF | 1.5 | 44' 00" | 66 | 0 | 22.8 | LF | 3 | 22' 00" | 62 | 4 | 24.2 | 602a | 546a | 129a | 200a | | | | | | |
| 68B Warden Stn – Major Mackenzie | 43.52 | LF | 3 | 33' 00" | 99 | 0 | 26.4 | LF | 1 | 39' 00" | 104 | 0 | 25.1 | LF | 1 | 44' 00" | 114 | 7 | 22.9 | LF | 2.5 | 44' 00" | 101 | 9 | 25.9 | | | | | | | | 515a | 558a | 948p | 1047p | | | | | |
| Combined/Average | | | 5 | 16' 30" | | | | | | | | | | | | | | | | | | | | | 3 | 22' 00" | | | | | | | | | | | | | | | |
| | | Every 4th 68 operates as a 68B | | | | | Every 3rd 68 operates as a 68B | | | | | Every 4th 68 operates as a 68B | | | | | Every 4th 68 operates as a 68B | | | | | | | | | | | | | | | | | | | | | | | | |
| Sunday | 15-Feb-09 | Sunday early morning | | | | | Sunday morning | | | | | Sunday afternoon | | | | | Sunday early evening | | | | | Sunday late evening | | | | | | | | | | | | | | | | | | | |
| 68 Warden Stn – Steeles | 25.06 | LF | 1.5 | 44' 00" | 66 | 0 | 22.8 | LF | 6 | 12' 00" | 72 | 0 | 20.9 | LF | 6 | 12' 00" | 72 | 0 | 20.9 | LF | 1.5 | 44' 00" | 66 | 0 | 22.8 | LF | 3 | 22' 00" | 62 | 4 | 24.2 | 716a | 751a | 137a | 207a | | | | | | |
| 68B Warden Stn – Major Mackenzie | 43.52 | LF | 2.5 | 44' 00" | 104 | 6 | 25.1 | LF | 1 | 36' 00" | 108 | 0 | 24.2 | LF | 1 | 36' 00" | 108 | 0 | 24.2 | LF | 2.5 | 44' 00" | 104 | 6 | 25.1 | | | | | | | | 829a | 934a | 948p | 1045p | | | | | |
| Combined/Average | | | 4 | 22' 00" | | | | | | | | | | | | | | | | | | | | | 3 | 22' 00" | | | | | | | | | | | | | | | |
| | | Every 4th 68 operates as a 68B | | | | | Every 3rd 68 operates as a 68B | | | | | Every 3rd 68 operates as a 68B | | | | | Every 4th 68 operates as a 68B | | | | | | | | | | | | | | | | | | | | | | | | |
| Overnight service north of Sheppard Avenue provided by 324 VICTORIA PARK | | | | | | | | | | | | | | | | | | | | | | | | | | | | | | | | | | | | | | | | | |
| Some early morning trips operate from Warden and Danforth | | | | | | | | | | | | | | | | | | | | | | | | | | | | | | | | | | | | | | | | | |
| 69 WARDEN SOUTH & | Bir | Service outside Toronto north of Steeles Avenue is provided under contract to York Region | | | | | | | | | | | | | | | | | | | | | | | | | | | | | | | | | | | | | | | |
| Monday to Friday | 07-Sep-10 | Monday-Friday morning peak period | | | | | Monday-Friday midday | | | | | Monday-Friday afternoon peak period | | | | | Monday-Friday early evening | | | | | Monday-Friday late evening | | | | | | | | | | | | | | | | | | | |
| 69A Warden Stn – Kingston Rd SB via Warden | 6.71 | LF | 2.5 | 10' 00" | 25 | 0 | 16.1 | LF | 2 | 11' 00" | 22 | 0 | 18.3 | LF | 2 | 13' 00" | 26 | 0 | 15.5 | LF | 1.5 | 15' 00" | 22 | 1 | 18.7 | LF | 1 | 20' 00" | 20 | 0 | 20.1 | 559a | 613a | 140a | 150a | | | | | | |
| 69B Warden Stn – Kingston Rd SB via Birchmount | 6.71 | LF | 2.5 | 10' 00" | 25 | 0 | 16.1 | LF | 2 | 11' 00" | 22 | 0 | 18.3 | LF | 2 | 13' 00" | 26 | 0 | 15.5 | LF | 1.5 | 15' 00" | 23 | 0 | 17.9 | LF | 1 | 20' 00" | 20 | 0 | 20.1 | 626a | 620a | 130a | 140a | | | | | | |
| Combined/Average | | | 5 | 5' 00" | | | | | | | | | | | | | | | | | | | | | 3 | 7' 30" | | | 2 | 10' 00" | | | | | | | | | | | |
| Saturday | 09-Jan-10 | Saturday early morning | | | | | Saturday morning | | | | | Saturday afternoon | | | | | Saturday early evening | | | | | Saturday late evening | | | | | | | | | | | | | | | | | | | |
| 69A Warden Stn – Kingston Rd SB via Warden | 6.71 | LF | 1 | 20' 00" | 20 | 0 | 20.1 | LF | 1 | 20' 00" | 20 | 0 | 20.1 | LF | 1 | 20' 00" | 20 | 0 | 20.1 | LF | 1 | 20' 00" | 20 | 0 | 20.1 | LF | 1 | 20' 00" | 20 | 0 | 20.1 | 550a | 618a | 120a | 150a | | | | | | |
| 69B Warden Stn – Kingston Rd SB via Birchmount | 6.71 | LF | 1 | 20' 00" | 20 | 0 | 20.1 | LF | 1 | 20' 00" | 20 | 0 | 20.1 | LF | 1 | 20' 00" | 20 | 0 | 20.1 | LF | 1 | 20' 00" | 20 | 0 | 20.1 | LF | 1 | 20' 00" | 20 | 0 | 20.1 | 610a | 610a | 130a | 130a | | | | | | |
| Combined/Average | | | 2 | 10' 00" | | | | | | | | | | | | | | | | | | | | | 2 | 10' 00" | | | 2 | 10' 00" | | | | | | | | | | | |
| Sunday | 03-Jan-10 | Sunday morning | | | | | Sunday afternoon | | | | | Sunday early evening | | | | | Sunday late evening | | | | | | | | | | | | | | | | | | | | | | | | |
| 69A Warden Stn – Kingston Rd SB via Warden | 6.71 | | | | | | | LF | 1 | 20' 00" | 20 | 0 | 20.1 | LF | 1 | 20' 00" | 20 | 0 | 20.1 | LF | 1 | 20' 00" | 20 | 0 | 20.1 | LF | 1 | 20' 00" | 20 | 0 | 20.1 | 900a | 850a | 140a | 150a | | | | | | |
| 69B Warden Stn – Kingston Rd SB via Birchmount | 6.71 | | | | | | | LF | 1 | 20' 00" | 20 | 0 | 20.1 | LF | 1 | 20' 00" | 20 | 0 | 20.1 | LF | 1 | 20' 00" | 20 | 0 | 20.1 | LF | 1 | 20' 00" | 20 | 0 | 20.1 | 910a | 900a | 130a | 140a | | | | | | |
| Combined/Average | | | | | | | | | | | | | | | | | | | | | | | | | 2 | 10' 00" | | | 2 | 10' 00" | | | | | | | | | | | |



TORONTO TRANSIT COMMISSION

SERVICE SUMMARY

March 27 to May 7, 2011

| Route | RT dist (km) and date of last change | Monday-Friday morning peak period | | | | | Monday-Friday midday | | | | | Monday-Friday afternoon peak period | | | | | Monday-Friday early evening | | | | | Monday-Friday late evening | | | | | First dep NB or WB | First dep SB or EB | Last dep NB or WB | Last dep SB or EB | | | | | |
|--------------------------------------|--------------------------------------|-----------------------------------|------------|------------------|----------------|-----------------|----------------------|----------|------------|------------------|----------------|-------------------------------------|----------------|----------|------------|------------------|-----------------------------|-----------------|----------------|----------|------------|----------------------------|----------------|-----------------|----------------|----------|--------------------|--------------------|-------------------|-------------------|------------|------------------|----------------|-----------------|----------------|
| | | Veh type | No. of Veh | Service interval | Run time (min) | Term time (min) | Avg spd (km/h) | Veh type | No. of Veh | Service interval | Run time (min) | Term time (min) | Avg spd (km/h) | Veh type | No. of Veh | Service interval | Run time (min) | Term time (min) | Avg spd (km/h) | Veh type | No. of Veh | Service interval | Run time (min) | Term time (min) | Avg spd (km/h) | Veh type | | | | | No. of Veh | Service interval | Run time (min) | Term time (min) | Avg spd (km/h) |
| 55 WARREN PARK & | MtD | | | | | | | | | | | | | | | | | | | | | | | | | | | | | | | | | | |
| Monday to Friday | 04-Aug-09 | | | | | | | | | | | | | | | | | | | | | | | | | | | | | | | | | | |
| 55 Jane Stn – Warren Park | 8.42 | LF | 1 | 30' 00" | 27 | 3 | 18.7 | LF | 1 | 30' 00" | 27 | 3 | 18.7 | LF | 1 | 30' 00" | 27 | 3 | 18.7 | LF | 1 | 30' 00" | 27 | 3 | 18.7 | LF | 1 | 30' 00" | 27 | 3 | 18.7 | 546a | 530a | 116a | 100a |
| Saturday | 08-Aug-09 | | | | | | | | | | | | | | | | | | | | | | | | | | | | | | | | | | |
| 55 Jane Stn – Warren Park | 8.42 | LF | 1 | 30' 00" | 27 | 3 | 18.7 | LF | 1 | 30' 00" | 27 | 3 | 18.7 | LF | 1 | 30' 00" | 27 | 3 | 18.7 | LF | 1 | 30' 00" | 27 | 3 | 18.7 | LF | 1 | 30' 00" | 27 | 3 | 18.7 | 546a | 530a | 116a | 100a |
| Sunday | 02-Aug-09 | | | | | | | | | | | | | | | | | | | | | | | | | | | | | | | | | | |
| 55 Jane Stn – Warren Park | 8.42 | LF | 1 | 30' 00" | 27 | 3 | 18.7 | LF | 1 | 30' 00" | 27 | 3 | 18.7 | LF | 1 | 30' 00" | 27 | 3 | 18.7 | LF | 1 | 30' 00" | 27 | 3 | 18.7 | LF | 1 | 30' 00" | 27 | 3 | 18.7 | 846a | 900a | 116a | 100a |
| 94 WELLESLEY & | MtD | | | | | | | | | | | | | | | | | | | | | | | | | | | | | | | | | | |
| Monday to Friday | 07-Sep-10 | | | | | | | | | | | | | | | | | | | | | | | | | | | | | | | | | | |
| 94 Castle Frank Stn – Ossington Stn | 12.17 | LF | 5 | 12' 00" | 60 | 0 | 12.2 | LF | 6 | 10' 00" | 60 | 0 | 12.2 | LF | 4.5 | 16' 00" | 68 | 4 | 10.7 | LF | 4 | 13' 00" | 52 | 0 | 14.0 | LF | 3 | 15' 00" | 45 | 0 | 16.2 | 520a | 525a | 1252a | 115a |
| 94C Castle Frank Stn – Wellesley Stn | 3.91 | LF | 2 | 12' 00" | 24 | 0 | 9.8 | | | | | | LF | 1.5 | 16' 00" | 24 | 0 | 9.8 | | | | | | | | | | | | | | 734a | 746a | 858a | 910a |
| Combined/Average | | | 7 | 6' 00" | | | | 6 | 10' 00" | | | | 6 | 8' 00" | | | | | 4 | 13' 00" | | | | | 3 | 15' 00" | | | | | 333p | 346p | 718p | 731p | |
| Saturday | 29-Nov-08 | | | | | | | | | | | | | | | | | | | | | | | | | | | | | | | | | | |
| 94 Castle Frank Stn – Ossington Stn | 12.17 | LF | 3 | 17' 00" | 51 | 0 | 14.3 | LF | 5 | 12' 00" | 60 | 0 | 12.2 | LF | 5 | 12' 00" | 60 | 0 | 12.2 | LF | 3 | 16' 40" | 50 | 0 | 14.6 | LF | 3 | 15' 00" | 45 | 0 | 16.2 | 541a | 550a | 1237a | 100a |
| Sunday | 05-Sep-10 | | | | | | | | | | | | | | | | | | | | | | | | | | | | | | | | | | |
| 94 Castle Frank Stn – Ossington Stn | 12.17 | LF | 4 | 13' 30" | 54 | 0 | 13.5 | LF | 4 | 13' 30" | 54 | 0 | 13.5 | LF | 4 | 13' 30" | 54 | 0 | 13.5 | LF | 3 | 16' 40" | 50 | 0 | 14.6 | LF | 3 | 15' 00" | 45 | 0 | 16.2 | 833a | 824a | 1222a | 1245a |
| 112 WEST MALL & | Qsy | | | | | | | | | | | | | | | | | | | | | | | | | | | | | | | | | | |
| Monday to Friday | 12-Oct-10 | | | | | | | | | | | | | | | | | | | | | | | | | | | | | | | | | | |
| 112A Kipling Stn – Eglinton | 18.75 | | | | | | | | | | | | | | | | | | | | | | | | | | | | | | | | | | |
| 112C Kipling Stn – Disco Rd | 29.29 | LF | 6 | 13' 30" | 80 | 1 | 22.0 | LF | 4 | 20' 00" | 70 | 10 | 25.1 | LF | 5 | 16' 00" | 80 | 0 | 22.0 | LF | 4 | 18' 00" | 70 | 2 | 25.1 | LF | 4 | 18' 00" | 66 | 6 | 26.6 | 525a | 543a | 112a | 103a |
| 112D Kipling Stn – Skymark | 20.96 | LF | 5 | 13' 30" | 62 | 5 | 20.3 | LF | 3 | 20' 00" | 55 | 5 | 22.9 | LF | 4 | 16' 00" | 62 | 2 | 20.3 | | | | | | | | | | | | | 552a | 625p | 626p | 703p |
| Combined/Average | | | 13 | 6' 45" | | | | 7 | 10' 00" | | | | 9 | 8' 00" | | | | | 4 | 18' 00" | | | | | 4 | 18' 00" | | | | | | | | | |
| Saturday | 11-Sep-10 | | | | | | | | | | | | | | | | | | | | | | | | | | | | | | | | | | |
| 112C Kipling Stn – Disco Rd | 29.29 | LF | 4 | 17' 00" | 68 | 0 | 25.8 | LF | 4 | 20' 00" | 70 | 10 | 25.1 | LF | 4 | 20' 00" | 70 | 10 | 25.1 | LF | 3 | 24' 00" | 66 | 6 | 26.6 | LF | 3 | 24' 00" | 66 | 6 | 26.6 | 554a | 600a | 112a | 103a |
| Sunday | 14-Feb-10 | | | | | | | | | | | | | | | | | | | | | | | | | | | | | | | | | | |
| 112C Kipling Stn – Disco Rd | 29.29 | LF | 3 | 24' 00" | 66 | 6 | 26.6 | LF | 3 | 24' 00" | 66 | 6 | 26.6 | LF | 3 | 24' 00" | 66 | 6 | 26.6 | LF | 3 | 24' 00" | 66 | 6 | 26.6 | LF | 3 | 24' 00" | 66 | 6 | 26.6 | 845a | 903a | 112a | 103a |
| 89 WESTON & | MtD | | | | | | | | | | | | | | | | | | | | | | | | | | | | | | | | | | |
| Monday to Friday | 03-Jan-11 | | | | | | | | | | | | | | | | | | | | | | | | | | | | | | | | | | |
| 89 Keele Stn – Albion Rd | 20.17 | LF | 15 | 5' 15" | 79 | 0 | 15.4 | LF | 8 | 9' 00" | 70 | 2 | 17.3 | LF | 12 | 7' 00" | 84 | 0 | 14.4 | LF | 8 | 9' 30" | 76 | 0 | 15.9 | LF | 5 | 12' 00" | 56 | 4 | 21.6 | 415a | 445a | 210a | 203a |
| Saturday | 09-Jan-10 | | | | | | | | | | | | | | | | | | | | | | | | | | | | | | | | | | |
| 89 Keele Stn – Albion Rd | 20.17 | LF | 4 | 15' 00" | 60 | 0 | 20.2 | LF | 7 | 10' 00" | 66 | 4 | 18.3 | LF | 9 | 8' 00" | 68 | 4 | 17.8 | LF | 5 | 12' 00" | 56 | 4 | 21.6 | LF | 4 | 15' 00" | 56 | 4 | 21.6 | 435a | 510a | 215a | 245a |
| Sunday | 03-Jan-10 | | | | | | | | | | | | | | | | | | | | | | | | | | | | | | | | | | |
| 89 Keele Stn – Albion Rd | 20.17 | LF | 4 | 15' 00" | 60 | 0 | 20.2 | LF | 7 | 10' 30" | 66 | 7 | 18.3 | LF | 7 | 10' 30" | 66 | 7 | 18.3 | LF | 4 | 15' 00" | 56 | 4 | 21.6 | LF | 3 | 20' 00" | 56 | 4 | 21.6 | 530a | 600a | 215a | 245a |



TORONTO TRANSIT COMMISSION

SERVICE SUMMARY

March 27 to May 7, 2011

| Route | RT dist (km) and date of last change | No. of | | | | | Run time | | | | | Term time | | | | | Avg spd | | | | | First dep NB or WB | First dep SB or EB | Last dep NB or WB | Last dep SB or EB | | | | | | | | | | |
|---|--------------------------------------|---|--|------------------|-------|-------|----------------------|----------------------------------|-----|------------------|-------|-------------------------------------|------------------------------------|----------|---------|------------------|-----------------------------|----------------------------------|--------|----------|---------|----------------------------|--------------------|-------------------|-------------------|------------------|---------|---------|--------|----|------|------|------|------|-------|
| | | Veh type | Veh | Service interval | (min) | (min) | (km/h) | Veh type | Veh | Service interval | (min) | (min) | (km/h) | Veh type | Veh | Service interval | (min) | (min) | (km/h) | Veh type | Veh | | | | | Service interval | (min) | (min) | (km/h) | | | | | | |
| 165 WESTON RD NORTH & | Arw | Service outside Toronto north of Steeles Avenue is provided under contract to York Region | | | | | | | | | | | | | | | | | | | | | | | | | | | | | | | | | |
| Monday to Friday | 07-Sep-10 | Monday-Friday morning peak period | | | | | Monday-Friday midday | | | | | Monday-Friday afternoon peak period | | | | | Monday-Friday early evening | | | | | Monday-Friday late evening | | | | | | | | | | | | | |
| 165 York Mills Stn – Steeles | 36.66 | Lift | 18 | 6' 00" | 107 | 1 | 20.6 | Lift | 15 | 7' 30" | 108 | 4 | 20.4 | Lift | 16 | 7' 30" | 115 | 5 | 19.1 | Lift | 9 | 12' 00" | 101 | 7 | 21.8 | Lift | 5 | 20' 00" | 89 | 11 | 24.7 | 520a | 518a | 155a | 150a |
| 165F York Mills Stn – Canada Drive | 55.96 | Lift | 1.5 | 42' 00" | 160 | 11 | 21.0 | | | | | | Lift | 1.5 | 45' 00" | 177 | 11 | 19.0 | | | | | | | | | | | | | | 554a | 602a | 800a | 932a |
| 165D York Mills Stn – Major Mackenzie & Highway 400 | 54.31 | Lift | 1.5 | 42' 00" | 155 | 16 | 21.0 | Lift | 1 | 30' 00" | 140 | 0 | 23.3 | Lift | 1.5 | 45' 00" | 172 | 15 | 18.9 | Lift | 1 | 36' 00" | 135 | 9 | 24.1 | | | | | | | 158p | 304p | 543p | 630p |
| Combined/Average | | | 21 | 6' 00" | | | | | 16 | 7' 30" | | | | 19 | 7' 30" | | | | | 10 | 12' 00" | | | | | 5 | 20' 00" | | | | | | | | |
| | | | Every 7th 165 operates as a 165D | | | | | Every 4th 165 operates as a 165D | | | | | SB 165D/F trips operate via Barmac | | | | | Every 3rd 165 operates as a 165D | | | | | | | | | | | | | | | | | |
| | | | Every 7th 165 operates as a 165F | | | | | | | | | | Every 6th 165 operates as a 165D | | | | | Every 6th 165 operates as a 165F | | | | | | | | | | | | | | | | | |
| Saturday | 27-Nov-10 | Saturday early morning | | | | | Saturday morning | | | | | Saturday afternoon | | | | | Saturday early evening | | | | | Saturday late evening | | | | | | | | | | | | | |
| 165 York Mills Stn – Steeles | 36.66 | Lift | 3.5 | 30' 00" | 92 | 13 | 23.9 | Lift | 3.5 | 30' 00" | 101 | 4 | 21.8 | Lift | 4.5 | 24' 00" | 101 | 7 | 21.8 | Lift | 5 | 24' 00" | 101 | 19 | 21.8 | Lift | 5 | 20' 00" | 93 | 7 | 23.7 | 546a | 537a | 200a | 209a |
| 165D York Mills Stn – Major Mackenzie & Highway 400 | 54.31 | Lift | 4.5 | 30' 00" | 120 | 15 | 27.2 | Lift | 4.5 | 30' 00" | 131 | 4 | 24.9 | Lift | 5.5 | 24' 00" | 131 | 1 | 24.9 | Lift | 5 | 24' 00" | 120 | 0 | 27.2 | | | | | | | 531a | 641a | 951p | 1051p |
| Combined/Average | | | 8 | 15' 00" | | | | | 8 | 15' 00" | | | | 10 | 12' 00" | | | | | 10 | 12' 00" | | | | | 5 | 20' 00" | | | | | | | | |
| Sunday | 21-Nov-10 | Sunday early morning | | | | | Sunday morning | | | | | Sunday afternoon | | | | | Sunday early evening | | | | | Sunday late evening | | | | | | | | | | | | | |
| 165 York Mills Stn – Steeles | 36.66 | Lift | 2.5 | 40' 00" | 94 | 6 | 23.4 | Lift | 2.5 | 40' 00" | 94 | 6 | 23.4 | Lift | 3 | 32' 00" | 94 | 2 | 23.4 | Lift | 3 | 30' 00" | 87 | 3 | 25.3 | Lift | 3 | 30' 00" | 87 | 3 | 25.3 | 817a | 915a | 102a | 1246a |
| 165D York Mills Stn – Major Mackenzie & Highway 400 | 54.31 | Lift | 3.5 | 40' 00" | 125 | 15 | 26.1 | Lift | 3.5 | 40' 00" | 125 | 15 | 26.1 | Lift | 4 | 32' 00" | 125 | 3 | 26.1 | | | | | | | | | | | | | 841a | 818a | 802p | 831p |
| Combined/Average | | | 6 | 20' 00" | | | | | 6 | 20' 00" | | | | 7 | 16' 00" | | | | | 3 | 30' 00" | | | | | 3 | 30' 00" | | | | | | | | |
| 98 WILLOWDALE-SENLAC & | Wil | | | | | | | | | | | | | | | | | | | | | | | | | | | | | | | | | | |
| Monday to Friday | 24-Nov-08 | Monday-Friday morning peak period | | | | | Monday-Friday midday | | | | | Monday-Friday afternoon peak period | | | | | Monday-Friday early evening | | | | | Monday-Friday late evening | | | | | | | | | | | | | |
| 98 Steeles – Peckham via Sheppard-Yonge Stn | 22.06 | LF | 2.5 | 30' 00" | 75 | 0 | 17.7 | LF | 2 | 30' 00" | 60 | 0 | 22.1 | LF | 2.5 | 30' 00" | 75 | 0 | 17.7 | LF | 2 | 30' 00" | 60 | 0 | 22.1 | LF | 2 | 30' 00" | 60 | 0 | 22.1 | 607a | 534a | 100a | 100a |
| 98A Sheppard-Yonge Stn – Peckham via Senlac | 10.90 | LF | 1.5 | 30' 00" | 39 | 6 | 16.8 | | | | | | LF | 1.5 | 30' 00" | 39 | 6 | 16.8 | | | | | | | | | | | | | | 540a | 534a | 911a | 914a |
| Combined/Average | | | 4 | 15' 00" | | | | | 2 | 30' 00" | | | | 4 | 15' 00" | | | | | 2 | 30' 00" | | | | | 2 | 30' 00" | | | | | 302p | 308p | 700p | 638p |
| Saturday | 29-Nov-08 | Saturday early morning | | | | | Saturday morning | | | | | Saturday afternoon | | | | | Saturday early evening | | | | | Monday-Friday late evening | | | | | | | | | | | | | |
| 98 Steeles – Peckham via Sheppard-Yonge Stn | 22.06 | LF | 2 | 30' 00" | 60 | 0 | 22.1 | LF | 2 | 30' 00" | 60 | 0 | 22.1 | LF | 2 | 30' 00" | 60 | 0 | 22.1 | LF | 2 | 30' 00" | 60 | 0 | 22.1 | LF | 2 | 30' 00" | 60 | 0 | 22.1 | 600a | 600a | 100a | 100a |
| Sunday | 23-Nov-08 | Sunday morning | | | | | Sunday afternoon | | | | | Sunday early evening | | | | | Sunday late evening | | | | | | | | | | | | | | | | | | |
| 98 Steeles – Peckham via Sheppard-Yonge Stn | 22.06 | | | | | | | LF | 2 | 30' 00" | 60 | 0 | 22.1 | LF | 2 | 30' 00" | 60 | 0 | 22.1 | LF | 2 | 30' 00" | 60 | 0 | 22.1 | LF | 2 | 30' 00" | 60 | 0 | 22.1 | 830a | 830a | 100a | 100a |
| | | | Willowdale to Senlac is SB; Senlac to Willowdale is NB | | | | | | | | | | | | | | | | | | | | | | | | | | | | | | | | |



TORONTO TRANSIT COMMISSION

SERVICE SUMMARY

March 27 to May 7, 2011

| Route | RT dist (km) and date of last change | No. of Veh | Service interval | Run time (min) | Term time (min) | Avg spd (km/h) | No. of Veh | Service interval | Run time (min) | Term time (min) | Avg spd (km/h) | No. of Veh | Service interval | Run time (min) | Term time (min) | Avg spd (km/h) | No. of Veh | Service interval | Run time (min) | Term time (min) | Avg spd (km/h) | No. of Veh | Service interval | Run time (min) | Term time (min) | Avg spd (km/h) | First dep NB or WB | First dep SB or EB | Last dep NB or WB | Last dep SB or EB | | | | | |
|--|--------------------------------------|------------|-----------------------------------|----------------|-----------------|----------------|------------|----------------------|----------------|-----------------|----------------|------------|-------------------------------------|----------------|-----------------|----------------|------------|-----------------------------|----------------|-----------------|----------------|------------|----------------------------|----------------------------|-----------------|----------------|--------------------|--------------------|-------------------|-------------------|------|------|------|-------|------|
| 319 WILSON & | Arw | | | | | | | | | | | | | | | | | | | | | | | | | | | | | | | | | | |
| Overnight, 7 days a week | 26-Nov-06 | | Monday-Friday overnight | | | | | Saturday overnight | | | | | Sunday overnight | | | | | | | | | | | | | | | | | | | | | | |
| 319 York Mills Stn – Martin Grove & Steeles | 40.76 | LF | 3 | 30 ' 00 " | 90 | 0 | 27.2 | LF | 3 | 30 ' 00 " | 90 | 0 | 27.2 | LF | 3 | 30 ' 00 " | 90 | 0 | 27.2 | | | | | | | | | | | | | | | | |
| 91 WOODBINE & | Bir | | | | | | | | | | | | | | | | | | | | | | | | | | | | | | | | | | |
| Monday to Friday | 07-Sep-10 | | Monday-Friday morning peak period | | | | | Monday-Friday midday | | | | | Monday-Friday afternoon peak period | | | | | Monday-Friday early evening | | | | | | Monday-Friday late evening | | | | | | | | | | | |
| 91 Woodbine Stn – Lawrence | 15.39 | LF | 3.5 | 18 ' 00 " | 54 | 9 | 17.1 | LF | 2.5 | 24 ' 00 " | 52 | 8 | 17.8 | LF | 2.5 | 24 ' 00 " | 52 | 8 | 17.8 | | | | | | | | 459a | 519a | 633p | 700p | | | | | |
| 91 Woodbine Stn – Lawrence | 15.39 | | | | | | | | | | | | | | | | | | | | | | | | | | | | | | | | | | |
| 91A Woodbine Stn – Parkview Hills | 7.47 | LF | 1 | 30 ' 00 " | 28 | 2 | 16.0 | LF | 1 | 23 ' 00 " | 23 | 0 | 19.5 | LF | 1 | 30 ' 00 " | 28 | 2 | 16.0 | LF | 1 | 30 ' 00 " | 26 | 4 | 17.2 | LF | 1 | 20 ' 00 " | 20 | 0 | 22.4 | 638a | 624a | 1250a | 100a |
| 91C Woodbine Stn – York Mills | 23.98 | | | | | | | LF | 3 | 23 ' 00 " | 69 | 0 | 20.9 | | | | | LF | 3 | 24 ' 00 " | 62 | 10 | 23.2 | LF | 2 | 30 ' 00 " | 58 | 2 | 24.8 | 946a | 618a | 105a | 105a | | |
| 91F Woodbine Stn – York Mills via Railside | 26.26 | LF | 4.5 | 18 ' 00 " | 78 | 3 | 20.2 | | | | | | LF | 3.5 | 24 ' 00 " | 78 | 6 | 20.2 | | | | | | | | | 601a | 257p | 920a | 636p | | | | | |
| Combined/Average | | | 9 | 6 ' 55 " | | | | 4 | 11 ' 30 " | | | | 8 | 8 ' 34 " | | | | 4 | 13 ' 20 " | | | | 3 | 12 ' 00 " | | | | | | | | | | | |
| Saturday | 29-Nov-08 | | Saturday early morning | | | | | Saturday morning | | | | | Saturday afternoon | | | | | Saturday early evening | | | | | Saturday late evening | | | | | | | | | | | | |
| 91A Woodbine Stn – Parkview Hills | 7.47 | LF | 1 | 24 ' 00 " | 24 | 0 | 18.7 | LF | 1 | 24 ' 00 " | 24 | 0 | 18.7 | LF | 1 | 24 ' 00 " | 24 | 0 | 18.7 | LF | 1 | 20 ' 00 " | 20 | 0 | 22.4 | LF | 1 | 20 ' 00 " | 20 | 0 | 22.4 | 632a | 620a | 1258a | 108a |
| 91C Woodbine Stn – York Mills | 23.98 | LF | 3 | 20 ' 00 " | 60 | 0 | 24.0 | LF | 3 | 20 ' 00 " | 60 | 0 | 24.0 | LF | 3 | 20 ' 00 " | 60 | 0 | 24.0 | LF | 3 | 20 ' 00 " | 58 | 2 | 24.8 | LF | 2 | 30 ' 00 " | 58 | 2 | 24.8 | 623a | 613a | 103a | 103a |
| Combined/Average | | | 4 | 12 ' 00 " | | | | 4 | 10' 54 " | | | | 4 | 12 ' 00 " | | | | 4 | 10 ' 00 " | | | | 3 | 12 ' 00 " | | | | | | | | | | | |
| Sunday | 23-Nov-08 | | | | | | | Sunday morning | | | | | Sunday afternoon | | | | | Sunday early evening | | | | | Sunday late evening | | | | | | | | | | | | |
| 91A Woodbine Stn – Parkview Hills | 7.47 | | | | | | | LF | 1 | 24 ' 00 " | 24 | 0 | 18.7 | LF | 1 | 24 ' 00 " | 24 | 0 | 18.7 | LF | 1 | 20 ' 00 " | 20 | 0 | 22.4 | LF | 1 | 20 ' 00 " | 20 | 0 | 22.4 | 920a | 908a | 1258a | 108a |
| 91C Woodbine Stn – York Mills | 23.98 | | | | | | | LF | 3 | 20 ' 00 " | 60 | 0 | 24.0 | LF | 3 | 20 ' 00 " | 60 | 0 | 24.0 | LF | 3 | 20 ' 00 " | 58 | 2 | 24.8 | LF | 2 | 30 ' 00 " | 58 | 2 | 24.8 | 902a | 852a | 103a | 102a |
| Combined/Average | | | | | | | | 4 | 12 ' 00 " | | | | 4 | 12 ' 00 " | | | | 4 | 12 ' 00 " | | | | 3 | 12 ' 00 " | | | | | | | | | | | |
| 91C/F operates NB via Laurentide before noon, and operates NB via Valley Woods after noon | | | | | | | | | | | | | | | | | | | | | | | | | | | | | | | | | | | |
| 91F operates WB on Railside during morning peak period, and operates EB via Railside during afternoon peak period. | | | | | | | | | | | | | | | | | | | | | | | | | | | | | | | | | | | |
| 92 WOODBINE SOUTH & | Bir | | | | | | | | | | | | | | | | | | | | | | | | | | | | | | | | | | |
| Monday to Friday | 07-Sep-10 | | Monday-Friday morning peak period | | | | | Monday-Friday midday | | | | | Monday-Friday afternoon peak period | | | | | Monday-Friday early evening | | | | | Monday-Friday late evening | | | | | | | | | | | | |
| 92 Woodbine Stn – Lake Shore | 5.79 | LF | 3 | 9 ' 00 " | 27 | 0 | 12.9 | LF | 2 | 12 ' 00 " | 20 | 4 | 17.4 | LF | 3 | 9 ' 00 " | 27 | 0 | 12.9 | LF | 1 | 20 ' 00 " | 20 | 0 | 17.4 | LF | 1 | 20 ' 00 " | 20 | 0 | 17.4 | 534a | 521a | 110a | 100a |
| Saturday | 11-Sep-10 | | Saturday early morning | | | | | Saturday morning | | | | | Saturday afternoon | | | | | Saturday early evening | | | | | Saturday late evening | | | | | | | | | | | | |
| 92 Woodbine Stn – Lake Shore | 5.79 | LF | 2 | 12 ' 00 " | 20 | 4 | 17.4 | LF | 3 | 8 ' 00 " | 20 | 4 | 17.4 | LF | 3 | 8 ' 00 " | 24 | 0 | 14.5 | LF | 1 | 20 ' 00 " | 20 | 0 | 17.4 | LF | 1 | 20 ' 00 " | 20 | 0 | 17.4 | 610a | 555a | 110a | 100a |
| Sunday | 05-Sep-10 | | | | | | | Sunday morning | | | | | Sunday afternoon | | | | | Sunday early evening | | | | | Sunday late evening | | | | | | | | | | | | |
| 92 Woodbine Stn – Lake Shore | 5.79 | | | | | | | LF | 3 | 8 ' 00 " | 20 | 4 | 17.4 | LF | 3 | 8 ' 00 " | 24 | 0 | 14.5 | LF | 1 | 20 ' 00 " | 20 | 0 | 17.4 | LF | 1 | 20 ' 00 " | 20 | 0 | 17.4 | 857a | 845a | 110a | 100a |



TORONTO TRANSIT COMMISSION

SERVICE SUMMARY

March 27 to May 7, 2011

| Route | RT dist (km) and date of last change | Monday-Friday morning peak period | | | | | Monday-Friday midday | | | | | Monday-Friday afternoon peak period | | | | | Monday-Friday early evening | | | | | Monday-Friday late evening | | | | | | | | | | | | | |
|---|--------------------------------------|--|------------|------------------|----------------|-----------------|---|----------|------------|------------------|----------------|-------------------------------------|----------------|----------|------------|------------------|-----------------------------|-----------------|----------------|----------|------------|----------------------------|----------------|-----------------|----------------|----------|------------|------------------|----------------|-----------------|----------------|--------------------|--------------------|-------------------|-------------------|
| | | Veh type | No. of Veh | Service interval | Run time (min) | Term time (min) | Avg spd (km/h) | Veh type | No. of Veh | Service interval | Run time (min) | Term time (min) | Avg spd (km/h) | Veh type | No. of Veh | Service interval | Run time (min) | Term time (min) | Avg spd (km/h) | Veh type | No. of Veh | Service interval | Run time (min) | Term time (min) | Avg spd (km/h) | Veh type | No. of Veh | Service interval | Run time (min) | Term time (min) | Avg spd (km/h) | First dep NB or WB | First dep SB or EB | Last dep NB or WB | Last dep SB or EB |
| 97 YONGE & Monday to Friday | Wil 03-Jan-11 | Monday-Friday morning peak period | | | | | Monday-Friday midday | | | | | Monday-Friday afternoon peak period | | | | | Monday-Friday early evening | | | | | Monday-Friday late evening | | | | | | | | | | | | | |
| 97 Davisville Stn – Steeles | 23.94 | LF | 2 | 30 ' 00 " | 48 | 12 | 16.2 | LF | 3 | 30 ' 00 " | 90 | 0 | 17.3 | LF | 2 | 30 ' 00 " | 60 | 0 | 15.2 | LF | 2.5 | 30 ' 00 " | 75 | 0 | 19.2 | LF | 2.5 | 30 ' 00 " | 75 | 0 | 19.2 | 700p | 609p | 1200a | 1208a |
| 97A Davisville Stn – York Mills Stn via Yonge Blvd | 12.92 | LF | 2 | 30 ' 00 " | 48 | 12 | 16.2 | | | | | | LF | 2 | 30 ' 00 " | 48 | 12 | 16.2 | LF | 1.5 | 30 ' 00 " | 40 | 5 | 19.4 | LF | 1.5 | 30 ' 00 " | 40 | 5 | 19.4 | 545a 315p | 621a 244p | 915a 1215a | 851a 1240a | |
| 97B Queens Quay – Steeles | 36.68 | LF | 5 | 30 ' 00 " | 150 | 0 | 14.7 | | | | | | LF | 5 | 30 ' 00 " | 150 | 0 | 14.7 | | | | | | | LF | 1.5 | 30 ' 00 " | 40 | 5 | 19.4 | 631a 254p | 546a 139p | 901a 558p | 846a 539p | |
| 97C St Clair Stn – Steeles | 26.02 | | | | | | | LF | 3 | 30 ' 00 " | 90 | 0 | 17.3 | | | | | | | | | | | | | | | | | | | | | | |
| 97D St Clair Stn – York Mills Stn via Yonge Blvd | 15.21 | | | | | | | LF | 2 | 30 ' 00 " | 60 | 0 | 15.2 | | | | | | | | | | | | | | | | | | | | | | |
| Combined/Average | | | 7 | 15 ' 00 " | | | | 5 | 15 ' 00 " | | | | | 7 | 15 ' 00 " | | | | | 4 | 15 ' 00 " | | | | | 4 | 15 ' 00 " | | | | | | | | |
| | | 97B operates via Yonge, Wellington, Bay, Queens Quay and Yonge | | | | | 97B operates via Yonge, Queens Quay, Bay, Front and Yonge | | | | | | | | | | | | | | | | | | | | | | | | | | | | |
| Saturday | 08-Jan-11 | Saturday early morning | | | | | Saturday morning | | | | | Saturday afternoon | | | | | Saturday early evening | | | | | Saturday late evening | | | | | | | | | | | | | |
| 97 Davisville Stn – Steeles | 23.94 | LF | 2.5 | 30 ' 00 " | 75 | 0 | 19.2 | LF | 3 | 30 ' 00 " | 80 | 10 | 18.0 | LF | 3 | 30 ' 00 " | 80 | 10 | 18.0 | LF | 3 | 30 ' 00 " | 80 | 10 | 18.0 | LF | 2.5 | 30 ' 00 " | 75 | 0 | 19.2 | 545a | 553a | 1245a | 1253a |
| 97A Davisville Stn – York Mills Stn via Yonge Blvd | 12.92 | LF | 1.5 | 30 ' 00 " | 41 | 4 | 18.9 | LF | 2 | 30 ' 00 " | 46 | 14 | 16.9 | LF | 2 | 30 ' 00 " | 46 | 14 | 16.9 | LF | 2 | 30 ' 00 " | 46 | 14 | 16.9 | LF | 1.5 | 30 ' 00 " | 40 | 5 | 19.4 | 600a | 555a | 106a | 121a |
| Combined/Average | | | 4 | 15 ' 00 " | | | | 5 | 15 ' 00 " | | | | | 5 | 15 ' 00 " | | | | | 5 | 15 ' 00 " | | | | | 4 | 15 ' 00 " | | | | | | | | |
| Sunday | 05-Sep-10 | Sunday morning | | | | | Sunday afternoon | | | | | Sunday early evening | | | | | Sunday late evening | | | | | | | | | | | | | | | | | | |
| 97 Davisville Stn – Steeles | 23.94 | | | | | | | LF | 3 | 30 ' 00 " | 80 | 10 | 18.0 | LF | 3 | 30 ' 00 " | 80 | 10 | 18.0 | LF | 2.5 | 30 ' 00 " | 75 | 0 | 19.2 | LF | 2.5 | 30 ' 00 " | 75 | 0 | 19.2 | 900a | 850a | 1200a | 1208a |
| 97A Davisville Stn – York Mills Stn via Yonge Blvd | 12.92 | | | | | | | LF | 2 | 30 ' 00 " | 46 | 14 | 16.9 | LF | 2 | 30 ' 00 " | 46 | 14 | 16.9 | LF | 1.5 | 30 ' 00 " | 36 | 9 | 21.5 | LF | 1.5 | 30 ' 00 " | 40 | 5 | 19.4 | 915a | 922a | 1215a | 1245a |
| Combined/Average | | | | | | | | 5 | 15 ' 00 " | | | | | 5 | 15 ' 00 " | | | | | 4 | 15 ' 00 " | | | | | 4 | 15 ' 00 " | | | | | | | | |
| Overnight service provided by 320 YONGE | | | | | | | | | | | | | | | | | | | | | | | | | | | | | | | | | | | |
| 1 YONGE-UNIVERSITY-SPADINA SUBWAY & Monday to Friday | WilSub/Egl/Mtd/Wil 07-Sep-10 | Temporary late evening closure for tunnel liner replacement, Sunday to Friday. Trains replaced by buses north of Eglinton Station after approximately 12:30 a.m. | | | | | | | | | | | | | | | | | | | | | | | | | | | | | | | | | |
| 1 Finch Stn – Downsview Stn | 60.45 | 6carHT | 25 | 4 ' 42 " | 118 | 0 | 30.9 | 6carHT | 29 | 4 ' 04 " | 118 | 0 | 30.7 | 6carHT | 47 | 2 ' 31 " | 118 | 0 | 30.7 | 6carHT | 27 | 4 ' 15 " | 115 | 0 | 31.6 | 6carHT | 23 | 4 ' 52 " | 112 | 0 | 32.4 | 603a | 540a | 1141p | 1215a |
| 1 Finch Stn – St Clair West Stn | 45.06 | 6carHT | 19 | 4 ' 42 " | 89 | 0 | 30.3 | | | | | | | | | | | | | | | | | | | | | | | | | | | | |
| Gap Trains | | 6carHT | 3 | Gap Trains | | | | | | | | | | | | | | | | | | | | | | | | | | | | | | | |
| 1 Eglinton Stn – Downsview Stn | 43.46 | | | | | | | | | | | | | | | | | | | | | | | | | 6carHT | 18 | 4 ' 52 " | 88 | 0 | 29.8 | | | 118a | 128a |
| 1 Eglinton Stn – Finch Stn replacement bus | 22.49 | | | | | | | | | | | | | | | | | | | | | | | | | LF | 18 | 3 ' 00 " | 54 | 0 | 25.0 | 1213a | 1208a | 210a | 150a |
| Combined/Average | | | 47 | 2 ' 21 " | | | | 29 | 4 ' 04 " | | | | | 48 | 2 ' 31 " | | | | | 27 | 4 ' 15 " | | | | | | | | | | | | | | |
| Saturday | 06-Sep-08 | Saturday early morning | | | | | Saturday morning | | | | | Saturday afternoon | | | | | Saturday early evening | | | | | Saturday late evening | | | | | | | | | | | | | |
| 1 Finch Stn – Downsview Stn | 60.45 | 6carHT | 23 | 4 ' 52 " | 112 | 0 | 32.4 | 6carHT | 28 | 4 ' 03 " | 113 | 0 | 32.0 | 6carHT | 28 | 4 ' 03 " | 113 | 0 | 32.0 | 6carHT | 23 | 4 ' 52 " | 112 | 0 | 32.4 | 6carHT | 23 | 4 ' 52 " | 112 | 0 | 32.4 | 600a | 557a | 118a | 116a |
| Sunday | 15-Feb-09 | Sunday morning | | | | | Sunday afternoon | | | | | Sunday early evening | | | | | Sunday late evening | | | | | | | | | | | | | | | | | | |
| 1 Finch Stn – Downsview Stn | 60.45 | | | | | | | 6carHT | 23 | 4 ' 52 " | 112 | 0 | 32.4 | 6carHT | 23 | 4 ' 52 " | 112 | 0 | 32.4 | 6carHT | 23 | 4 ' 52 " | 112 | 0 | 32.4 | 6carHT | 23 | 4 ' 52 " | 112 | 0 | 32.4 | 900a | 857a | 1141p | 1215a |
| 1 Eglinton Stn – Downsview Stn | 43.46 | | | | | | | | | | | | | | | | | | | | | | | | | 6carHT | 18 | 4 ' 52 " | 88 | 0 | 29.8 | | | 118a | 128a |
| 1 Eglinton Stn – Finch Stn replacement bus | 22.49 | | | | | | | | | | | | | | | | | | | | | | | | | LF | 12 | 4 ' 30 " | 54 | 0 | 25.0 | 1213a | 1208a | 210a | 150a |
| Finch to Downsview is SB; Downsview to Finch is NB | | | | | | | | | | | | | | | | | | | | | | | | | | | | | | | | | | | |



SERVICE SUMMARY

March 27 to May 7, 2011

| Route | RT dist (km) and date of last change | No. of | | | | | Run time | | | | | Term time | | | | | Avg spd | | | | | No. of | Run time | Term time | Avg spd | No. of | Run time | Term time | Avg spd | No. of | Run time | Term time | Avg spd | No. of | Run time | Term time | Avg spd | First dep NB or WB | First dep SB or EB | Last dep NB or WB | Last dep SB or EB | | | | |
|---|--------------------------------------|-----------------------------------|-----------------------------------|------------------|-------|-------|----------------------|----------|-----------------------------------|------------------|-------|-------------------------------------|--------|----------|-----------------------------------|------------------|-----------------------------|-------|--------|----------|-----------------------------------|----------------------------|----------|-----------|---------|--------|----------|------------------|---------|--------|----------|-----------|---------|--------|----------|-----------|---------|--------------------|--------------------|-------------------|-------------------|------------------|-------|-------|--------|
| | | Veh type | Veh | Service interval | (min) | (min) | (km/h) | Veh type | Veh | Service interval | (min) | (min) | (km/h) | Veh type | Veh | Service interval | (min) | (min) | (km/h) | Veh type | Veh | | | | | | | | | | | | | | | | | | | | | Service interval | (min) | (min) | (km/h) |
| 196 YORK UNIVERSITY ROCKET & Monday to Friday | Wil 03-Jan-11 | Monday-Friday morning peak period | | | | | Monday-Friday midday | | | | | Monday-Friday afternoon peak period | | | | | Monday-Friday early evening | | | | | Monday-Friday late evening | | | | | | | | | | | | | | | | | | | | | | | |
| 196A Downsview Stn – York University Express via Sentinel | 13.97 | LF | 18 | 2 ' 00 " | 34 | 2 | 24.7 | LF | 16 | 2 ' 00 " | 32 | 0 | 26.2 | LF | 15 | 2 ' 20 " | 34 | 1 | 24.7 | LF | 9 | 3 ' 40 " | 32 | 2 | 26.6 | LF | 3 | 11 ' 00 " | 32 | 1 | 26.2 | | | 653a | 634a | 103a | 121a | | | | | | | | |
| 196B Sheppard-Yonge Stn – York University, Express via Downsview Stn and Sentinel | 23.49 | LF | 4 | 6 ' 00 " | 56 | 4 | 25.2 | LF | 3 | 8 ' 00 " | 54 | 2 | 26.1 | LF | 3 | 7 ' 00 " | 54 | 2 | 26.1 | LF | 2 | 11 ' 00 " | 52 | 3 | 27.1 | | | | | | | 700a | 628a | 1030p | 1047p | | | | | | | | | | |
| Combined/Average | | | 22 | 2 ' 00 " | | | | | 19 | 2 ' 00 " | | | | | 18 | 2 ' 20 " | | | | | 11 | 3 ' 40 " | | | | | 3 | 11 ' 00 " | | | | | | | | | | | | | | | | | |
| | | | Every 3rd 196A operates as a 196B | | | | | | Every 4th 196A operates as a 196B | | | | | | Every 3rd 196A operates as a 196B | | | | | | Every 3rd 196A operates as a 196B | | | | | | | | | | | | | | | | | | | | | | | | |

Buses operate Southbound on Sentinel before Noon, and Northbound on Sentinel after noon Monday to Friday.

| | | | | | | | | | | | | | | | | | | | | | | | | | | | | | | | | | | | | | | | | | | | | | |
|--|-----------|------------------------|----|-----------|-----------|----|------------------|------|----|-----------|-----------|----------------------|------|------|----|-----------|------------------------|----|------|------|----|-----------------------|-----------|----|------|------|----|-----------|-----------|----|------|------|--|------|------|------|------|------|--|--|--|--|--|--|--|
| Saturday | 08-Jan-11 | Saturday early morning | | | | | Saturday morning | | | | | Saturday afternoon | | | | | Saturday early evening | | | | | Saturday late evening | | | | | | | | | | | | | | | | | | | | | | | |
| 196A Downsview Stn – York University Express | 13.32 | LF | 2 | 15 ' 00 " | 30 | 0 | 26.6 | LF | 2 | 15 ' 00 " | 30 | 0 | 26.6 | LF | 3 | 12 ' 00 " | 32 | 4 | 25.0 | LF | 2 | 15 ' 00 " | 30 | 0 | 26.6 | LF | 2 | 15 ' 00 " | 30 | 0 | 26.6 | | | 645a | 700a | 215a | 230a | | | | | | | | |
| Sunday | 02-Jan-11 | Sunday morning | | | | | Sunday afternoon | | | | | Sunday early evening | | | | | Sunday late evening | | | | | | | | | | | | | | | | | | | | | | | | | | | | |
| 196A Downsview Stn – York University Express | 13.32 | | LF | 2 | 15 ' 00 " | 30 | 0 | 26.6 | LF | 2 | 15 ' 00 " | 30 | 0 | 26.6 | LF | 2 | 15 ' 00 " | 30 | 0 | 26.6 | LF | 2 | 15 ' 00 " | 30 | 0 | 26.6 | LF | 2 | 15 ' 00 " | 30 | 0 | 26.6 | | | 900a | 845a | 100a | 115a | | | | | | | |



SERVICE SUMMARY

TORONTO TRANSIT COMMISSION

March 27 to May 7, 2011

Summary of vehicles and trains in service

| | MONDAY-FRIDAY | | | | | | SATURDAY | | | | | | SUNDAY | | | | | |
|----------------------------|---------------|--------|------------|---------------|--------------|------------|---------------|---------|------------|---------------|--------------|------------|---------------|---------|------------|---------------|--------------|------------|
| | Morning | Midday | After-noon | Early Evening | Late Evening | Over-night | Early Morning | Morning | After-noon | Early Evening | Late Evening | Over-night | Early Morning | Morning | After-noon | Early Evening | Late Evening | Over-night |
| BUSES | | | | | | | | | | | | | | | | | | |
| Arrow Road Garage | | | | | | | | | | | | | | | | | | |
| 12m lift-equipped buses | 51 | 37 | 50 | 26 | 17 | 0 | 17 | 23 | 24 | 22 | 14 | 0 | 12 | 18 | 18 | 15 | 10 | 0 |
| 12m low-floor buses | 173 | 112 | 169 | 87 | 58 | 9 | 63 | 99 | 101 | 86 | 49 | 9 | 43 | 78 | 81 | 66 | 43 | 9 |
| Total, Arrow Road Garage | 224 | 149 | 219 | 113 | 75 | 9 | 80 | 122 | 125 | 108 | 63 | 9 | 55 | 96 | 99 | 81 | 53 | 9 |
| Birchmount Garage | | | | | | | | | | | | | | | | | | |
| 12m low-floor buses | 166 | 94 | 150 | 87 | 56 | 6 | 68 | 84 | 85 | 62 | 49 | 6 | 53 | 78 | 81 | 53 | 46 | 4 |
| Total, Birchmount Garage | 166 | 94 | 150 | 87 | 56 | 6 | 68 | 84 | 85 | 62 | 49 | 6 | 53 | 78 | 81 | 53 | 46 | 4 |
| Eglinton Garage | | | | | | | | | | | | | | | | | | |
| 12m non-accessible buses | 0 | 3 | 3 | 0 | 0 | 0 | 0 | 0 | 0 | 0 | 0 | 0 | 0 | 0 | 0 | 0 | 0 | 0 |
| 12m low-floor buses | 247 | 125 | 214 | 122 | 74 | 6 | 77 | 120 | 121 | 88 | 54 | 8 | 68 | 101 | 101 | 72 | 57 | 7 |
| Total, Eglinton Garage | 247 | 128 | 217 | 122 | 74 | 6 | 77 | 120 | 121 | 88 | 54 | 8 | 68 | 101 | 101 | 72 | 57 | 7 |
| Malvern Garage | | | | | | | | | | | | | | | | | | |
| 12m lift-equipped buses | 122 | 55 | 112 | 53 | 33 | 1 | 26 | 50 | 50 | 34 | 18 | 1 | 27 | 41 | 41 | 25 | 21 | 1 |
| 12m low-floor buses | 112 | 73 | 105 | 72 | 45 | 4 | 54 | 75 | 75 | 54 | 34 | 4 | 37 | 56 | 57 | 37 | 28 | 4 |
| Total, Malvern Garage | 234 | 128 | 217 | 125 | 78 | 5 | 80 | 125 | 125 | 88 | 52 | 5 | 64 | 97 | 98 | 62 | 49 | 5 |
| Mount Dennis Garage | | | | | | | | | | | | | | | | | | |
| 12m non-accessible buses | 44 | 22 | 35 | 19 | 13 | 2 | 0 | 0 | 0 | 0 | 0 | 0 | 0 | 0 | 0 | 0 | 0 | 0 |
| 12m low-floor buses | 202 | 121 | 188 | 103 | 69 | 4 | 98 | 151 | 151 | 101 | 68 | 5 | 78 | 117 | 117 | 85 | 64 | 5 |
| Total, Mount Dennis | 246 | 143 | 223 | 122 | 82 | 6 | 98 | 151 | 151 | 101 | 68 | 5 | 78 | 117 | 117 | 85 | 64 | 5 |
| Queensway Garage | | | | | | | | | | | | | | | | | | |
| 12m non-accessible buses | 8 | 6 | 9 | 5 | 4 | 0 | 3 | 5 | 5 | 3 | 3 | 0 | 2 | 5 | 5 | 3 | 3 | 0 |
| 12m low-floor buses | 120 | 73 | 119 | 58 | 44 | 3 | 46 | 62 | 66 | 50 | 38 | 3 | 34 | 50 | 53 | 45 | 38 | 3 |
| Total, Queensway Garage | 128 | 79 | 128 | 63 | 48 | 3 | 49 | 67 | 71 | 53 | 41 | 3 | 36 | 55 | 58 | 48 | 41 | 3 |
| Wilson Garage | | | | | | | | | | | | | | | | | | |
| 12m lift-equipped buses | 47 | 32 | 46 | 26 | 18 | 0 | 23 | 34 | 37 | 23 | 11 | 0 | 9 | 29 | 29 | 11 | 7 | 0 |
| 12m low-floor buses | 186 | 111 | 170 | 89 | 63 | 5 | 69 | 81 | 81 | 64 | 55 | 4 | 62 | 75 | 75 | 60 | 52 | 7 |
| Total, Wilson Garage | 233 | 143 | 216 | 115 | 81 | 5 | 92 | 115 | 118 | 87 | 66 | 4 | 71 | 104 | 104 | 71 | 59 | 7 |
| Total, BUSES | | | | | | | | | | | | | | | | | | |
| 12m non-accessible buses | 52 | 31 | 47 | 24 | 17 | 2 | 3 | 5 | 5 | 3 | 3 | 0 | 2 | 5 | 5 | 3 | 3 | 0 |
| 12m lift-equipped buses | 220 | 124 | 208 | 105 | 68 | 1 | 66 | 107 | 111 | 79 | 43 | 1 | 48 | 88 | 88 | 51 | 38 | 1 |
| 12m low-floor buses | 1206 | 709 | 1115 | 618 | 409 | 37 | 475 | 672 | 680 | 505 | 347 | 39 | 375 | 555 | 565 | 418 | 328 | 39 |
| Total, all buses | 1478 | 864 | 1370 | 747 | 494 | 40 | 544 | 784 | 796 | 587 | 393 | 40 | 425 | 648 | 658 | 472 | 369 | 40 |

Notes:

SERVICE OUTSIDE TORONTO

Service is operated outside Toronto on the following routes:

160 BATHURST NORTH, 17 BIRCHMOUNT, 105 DUFFERIN NORTH, 37 ISLINGTON, 35 JANE, 107 KEELE NORTH, 58 MALTON, 102 MARKHAM RD, 129 MCCOWAN NORTH, 24 VICTORIA PARK, 224 VICTORIA PARK NORTH, 68 WARDEN and 165 WESTON RD NORTH.

Vehicle numbers include vehicles required for City and/or TTC construction.

| | MONDAY-FRIDAY | | | | | | SATURDAY | | | | | | SUNDAY | | | | | |
|------------------------------|---------------|--------|------------|---------------|--------------|------------|---------------|---------|------------|---------------|--------------|------------|---------------|---------|------------|---------------|--------------|------------|
| | Morning | Midday | After-noon | Early Evening | Late Evening | Over-night | Early Morning | Morning | After-noon | Early Evening | Late Evening | Over-night | Early Morning | Morning | After-noon | Early Evening | Late Evening | Over-night |
| STREETCARS | | | | | | | | | | | | | | | | | | |
| Roncesvalles Carhouse | | | | | | | | | | | | | | | | | | |
| CLRVs | 82 | 60 | 80 | 52 | 33 | 2 | 39 | 58 | 58 | 37 | 29 | 2 | 30 | 47 | 47 | 31 | 25 | 2 |
| ALRVs | 25 | 18 | 18 | 17 | 14 | 2 | 12 | 22 | 22 | 17 | 13 | 2 | 8 | 17 | 17 | 13 | 8 | 2 |
| Total, Roncesvalles | 107 | 78 | 98 | 69 | 47 | 4 | 51 | 80 | 80 | 54 | 42 | 4 | 38 | 64 | 64 | 44 | 33 | 4 |
| Russell Carhouse | | | | | | | | | | | | | | | | | | |
| CLRVs | 76 | 60 | 75 | 48 | 23 | 1 | 29 | 52 | 52 | 34 | 22 | 1 | 23 | 45 | 45 | 31 | 21 | 1 |
| ALRVs | 13 | 13 | 13 | 13 | 9 | 1 | 9 | 18 | 18 | 14 | 9 | 1 | 7 | 12 | 12 | 11 | 9 | 1 |
| Total, Russell Carhouse | 89 | 73 | 88 | 61 | 32 | 2 | 38 | 70 | 70 | 48 | 31 | 2 | 30 | 57 | 57 | 42 | 30 | 2 |
| Total, STREETCARS | | | | | | | | | | | | | | | | | | |
| CLRVs | 158 | 120 | 155 | 100 | 56 | 3 | 68 | 110 | 110 | 71 | 51 | 3 | 53 | 92 | 92 | 62 | 46 | 3 |
| ALRVs | 38 | 31 | 31 | 30 | 23 | 3 | 21 | 40 | 40 | 31 | 22 | 3 | 15 | 29 | 29 | 24 | 17 | 3 |
| Total, all streetcars | 196 | 151 | 186 | 130 | 79 | 6 | 89 | 150 | 150 | 102 | 73 | 6 | 68 | 121 | 121 | 86 | 63 | 6 |
| SUBWAY | | | | | | | | | | | | | | | | | | |
| Wilson Carhouse | | | | | | | | | | | | | | | | | | |
| 4-car subway trains | 4 | 4 | 4 | 4 | 4 | 0 | 4 | 4 | 4 | 4 | 4 | 0 | 0 | 4 | 4 | 4 | 4 | 0 |
| 6-car subway trains | 47 | 29 | 48 | 27 | 23 | 0 | 23 | 28 | 28 | 23 | 23 | 0 | 0 | 23 | 23 | 23 | 23 | 0 |
| Greenwood Carhouse | | | | | | | | | | | | | | | | | | |
| 6-car subway trains | 43 | 24 | 40 | 24 | 20 | 0 | 20 | 20 | 21 | 20 | 20 | 0 | 0 | 20 | 20 | 20 | 20 | 0 |
| Total, SUBWAY TRAINS | | | | | | | | | | | | | | | | | | |
| 4-car subway trains | 4 | 4 | 4 | 4 | 4 | 0 | 4 | 4 | 4 | 4 | 4 | 0 | 0 | 4 | 4 | 4 | 4 | 0 |
| 6-car subway trains | 90 | 53 | 88 | 51 | 43 | 0 | 43 | 48 | 49 | 43 | 43 | 0 | 0 | 43 | 43 | 43 | 43 | 0 |
| Total, all subway trains | 94 | 57 | 92 | 55 | 47 | 0 | 47 | 52 | 53 | 47 | 47 | 0 | 0 | 47 | 47 | 47 | 47 | 0 |
| McCowan Carhouse | | | | | | | | | | | | | | | | | | |
| 4-car RT trains | 6 | 4 | 6 | 4 | 4 | 0 | 4 | 4 | 4 | 4 | 4 | 0 | 0 | 4 | 4 | 4 | 4 | 0 |

ARTICULATED STREETCARS (ALRVs)

Monday to Friday ALRVs are used on 501 QUEEN, some morning peak-period runs on 504 KING

On Saturdays ALRVs are used on 501 QUEEN

On Sundays ALRVs are used on 501 QUEEN and, from May to August, on 511 BATHURST.

Alphabetical list of routes, with route direction and operating division

BUSES

| | | |
|----------------------------------|----|-----------|
| 192 Airport Rocket | NS | Qsy |
| 117 Alness | NS | Wil |
| 99 Arrow Rd | NS | Arw |
| 5 Avenue Rd | NS | MtD |
| 61 Avenue Rd North | NS | Wil |
| 7 Bathurst | NS | Wil |
| 160 Bathurst North | NS | Wil |
| 310 Bathurst | NS | Wil |
| 6 Bay | NS | MtD |
| 11 Bayview | NS | Wil |
| 9 Bellamy | NS | Bir |
| 17 Birchmount | NS | Egl |
| 49 Bloor West | EW | Qsy |
| 300 Bloor-Danforth | EW | B/E/MtD/Q |
| 21 Brimley | NS | Mal |
| 8 Broadview | NS | Bir |
| 50 Burnhamthorpe | EW | Qsy |
| 120 Calvington | EW | Arw |
| 126 Christie | NS | MtD |
| 20 Cliffside | EW | Bir |
| 87 Cosburn | EW | Bir |
| 22 Coxwell | NS | Bir |
| 322 Coxwell | NS | Bir |
| 42 Cummer | EW | Wil |
| 113 Danforth | EW | Bir |
| 302 Danforth Rd-McCowan | NS | Bir |
| 127 Davenport | EW | MtD |
| 28 Davisville | EW | Wil |
| 23 Dawes | NS | Bir |
| 25 Don Mills | NS | Egl |
| 303 Don Mills | NS | Egl |
| 108 Downsview | EW | Arw |
| 142 Downtown/Avenue Rd Express | NS | Wil |
| 143 Downtown/Beach Express | EW | Bir |
| 144 Downtown/Don Valley Express | NS | Egl |
| 145 Downtown/Humber Bay Express | NS | Qsy |
| 141 Downtown/Mt Pleasant Express | NS | MtD |
| 125 Drewry | EW | Wil |
| 29 Dufferin | NS | Wil |
| 329 Dufferin | NS | MtD/Wil |
| 105 Dufferin North | NS | Wil |
| 26 Dupont | EW | MtD |
| 111 East Mall | NS | Qsy |
| 404 East York Community Bus | EW | W-T |
| 34 Eglinton East | EW | Egl |
| 305 Eglinton East | EW | Egl |
| 32 Eglinton West | EW | MtD |
| 307 Eglinton West | EW | MtD |
| 405 Etobicoke Community Bus | EW | W-T |
| 15 Evans | EW | Qsy |
| 193 Exhibition Rocket | NS | Wil |
| 104 Faywood | NS | Wil |

| | | |
|----------------------------------|----|---------|
| 39 Finch East | EW | Mal |
| 308 Finch East | EW | Arw/Mal |
| 36 Finch West | EW | Arw |
| 309 Finch West | EW | Arw/Mal |
| 139 Finch-Don Mills | EW | Mal |
| 199 Finch Rocket | EW | Mal |
| 100 Flemingdon Park | NS | Egl |
| 33 Forest Hill | NS | Wil |
| 135 Gerrard | EW | Bir |
| 14 Glencairn | EW | Wil |
| 122 Graydon Hall | EW | Wil |
| 31 Greenwood | NS | Bir |
| 38 Highland Creek | EW | Mal |
| 191 Highway 27 Rocket | NS | Arw |
| 169 Huntingwood | EW | Egl |
| 37 Islington | NS | Arw |
| 311 Islington | NS | Arw |
| 110 Islington South | NS | Qsy |
| 35 Jane | NS | Arw |
| 313 Jane | NS | Arw |
| 83 Jones | NS | Bir |
| 40 Junction | EW | MtD |
| 41 Keele | NS | MtD |
| 107 Keele North | NS | Wil |
| 43 Kennedy | NS | Egl |
| 12 Kingston Rd | EW | Bir |
| 45 Kipling | NS | Qsy |
| 44 Kipling South | NS | Qsy |
| 30 Lambton | EW | Qsy |
| 47 Lansdowne | NS | MtD |
| 54 Lawrence East | EW | Egl |
| 354 Lawrence East | EW | Egl |
| 400 Lawrence Manor Community Bus | EW | W-T |
| 52 Lawrence West | EW | MtD |
| 352 Lawrence West | EW | MtD |
| 162 Lawrence-Donway | EW | Wil |
| 56 Leaside | NS | Wil |
| 51 Leslie | NS | Wil |
| 64 Main | NS | Bir |
| 58 Malton | EW | MtD |
| 59 Maple Leaf | EW | MtD |
| 102 Markham Rd | NS | Bir |
| 46 Martin Grove | NS | Arw |
| 16 McCowan | NS | Bir |
| 129 McCowan North | NS | Mal |
| 130 Middlefield | NS | Mal |
| 57 Midland | NS | Bir |
| 132 Milner | EW | Mal |
| 116 Morningside | EW | Egl |
| 62 Mortimer | EW | Bir |
| 171 Mt Dennis | NS | MtD |
| 74 Mt Pleasant | NS | Wil |

| | | |
|------------------------------------|----|---------|
| 103 Mt Pleasant North | NS | Wil |
| 133 Neilson | NS | Mal |
| 131 Nugget | EW | Mal |
| 70 O'Connor | EW | Egl |
| 63 Ossington | NS | MtD |
| 316 Ossington | NS | MtD/Wil |
| 72 Pape | NS | Bir |
| 101 Parc Downsview Park | EW | Arw |
| 402 Parkdale Community Bus | NS | W-T |
| 65 Parliament | NS | Bir |
| 67 Pharmacy | NS | Egl |
| 167 Pharmacy North | NS | Bir |
| 66 Prince Edward | NS | Qsy |
| 134 Progress | NS | Mal |
| 80 Queensway | EW | Qsy |
| 109 Ranee | NS | Wil |
| 48 Rathburn | EW | Qsy |
| 161 Rogers Rd | EW | MtD |
| 82 Rosedale | EW | Wil |
| 73 Royal York | NS | Qsy |
| 76 Royal York South | NS | Qsy |
| 71 Runnymede | NS | MtD |
| 86 Scarborough | EW | Egl |
| 190 Scarborough Centre Rocket | EW | Mal |
| 79 Scarlett Rd | NS | MtD |
| 85 Sheppard East | EW | Mal |
| 385 Sheppard East | EW | Mal |
| 84 Sheppard West | EW | Arw |
| 75 Sherbourne | NS | Wil |
| 123 Shorncliffe | NS | Qsy |
| 115 Silver Hills | EW | Wil |
| 403 South Don Mills Community Bus | NS | W-T |
| 88 South Leaside | EW | Wil |
| 78 St Andrews | EW | Wil |
| 312 St Clair | EW | Arw |
| 53 Steeles East | EW | Mal |
| 353 Steeles East | EW | Mal |
| 60 Steeles West | EW | Arw |
| 124 Sunnybrook | EW | Wil |
| 77 Swansea | NS | MtD |
| 168 Symington | NS | MtD |
| 81 Thorncliffe Park | NS | Bir |
| 407 Toronto Rehab Centre Comm Link | EW | W-T |
| 10 Van Horne | EW | Wil |
| 406 Variety Village Community Link | EW | W-T |
| 90 Vaughan | NS | MtD |
| 24 Victoria Park | NS | Bir |
| 324 Victoria Park | NS | Bir |
| 224 Victoria Park North | NS | Egl |
| 68 Warden | NS | Egl |
| 69 Warden South | NS | Bir |
| 55 Warren Park | NS | MtD |

| | | |
|----------------------------|----|-------------|
| 94 Wellesley | EW | MtD |
| 112 West Mall | NS | Qsy |
| 89 Weston | NS | MtD |
| 165 Weston Rd North | EW | Arw |
| 98 Willowdale-Senlac | EW | Wil |
| 96 Wilson | EW | Arw |
| 319 Wilson | EW | Arw |
| 91 Woodbine | NS | Bir |
| 92 Woodbine South | NS | Bir |
| 97 Yonge | NS | Wil |
| 320 Yonge | NS | Egl/Wil/MtD |
| 95 York Mills | EW | Mal/Wil |
| 321 York Mills | EW | Mal |
| 106 York University | NS | Wil |
| 196 York University Rocket | NS | Wil |

STREETCARS

| | | |
|------------------|----|---------|
| 511 Bathurst | NS | Ron |
| 506 Carlton | EW | Ron/Rus |
| 306 Carlton | EW | Ron/Rus |
| 502 Downtowner | EW | Rus |
| 505 Dundas | EW | Ron/Rus |
| 509 Harbourfront | EW | Ron |
| 504 King | EW | Ron/Rus |
| 503 Kingston Rd | EW | Rus |
| 508 Lake Shore | EW | Ron |
| 501 Queen | EW | Ron/Rus |
| 301 Queen | EW | Ron/Rus |
| 510 Spadina | NS | Rus |
| 512 St Clair | EW | Ron |

RAPID TRANSIT

| | | |
|-----------------------------------|----|--------|
| 1 Yonge-University-Spadina Subway | NS | WilSub |
| 2 Bloor-Danforth Subway | EW | DanSub |
| 3 Scarborough RT | NS | DanSub |
| 4 Sheppard Subway | EW | WilSub |

- ☞ — Transit-priority traffic signals on route
- ♿ — Accessible service using lift-equipped buses
- ♿ — Accessible service using low-floor buses
- 🚲 — Bike rack service
- ☀ — Seasonal, special-event, or temporary construction service

163 of 171 bus routes are accessible
 156 of 171 bus routes are bike rack equipped

Numerical list of routes, with route direction and operating division

BUSES

| | | |
|-------------------|----|-----|
| 5 Avenue Rd | NS | MtD |
| 6 Bay | NS | MtD |
| 7 Bathurst | NS | Wil |
| 8 Broadview | NS | Bir |
| 9 Bellamy | NS | Bir |
| 10 Van Horne | EW | Wil |
| 11 Bayview | NS | Wil |
| 12 Kingston Rd | EW | Bir |
| 14 Glencairn | EW | Wil |
| 15 Evans | EW | Qsy |
| 16 McCowan | NS | Bir |
| 17 Birchmount | NS | Egl |
| 20 Cliffside | EW | Bir |
| 21 Brimley | NS | Mal |
| 22 Coxwell | NS | Bir |
| 23 Dawes | NS | Bir |
| 24 Victoria Park | NS | Bir |
| 25 Don Mills | NS | Egl |
| 26 Dupont | EW | MtD |
| 28 Davisville | EW | Wil |
| 29 Dufferin | NS | Wil |
| 30 Lambton | EW | Qsy |
| 31 Greenwood | NS | Bir |
| 32 Eglinton West | EW | MtD |
| 33 Forest Hill | NS | Wil |
| 34 Eglinton East | EW | Egl |
| 35 Jane | NS | Arw |
| 36 Finch West | EW | Arw |
| 37 Islington | NS | Arw |
| 38 Highland Creek | EW | Mal |
| 39 Finch East | EW | Mal |
| 40 Junction | EW | MtD |
| 41 Keele | NS | MtD |
| 42 Cummer | EW | Wil |
| 43 Kennedy | NS | Egl |
| 44 Kipling South | NS | Qsy |
| 45 Kipling | NS | Qsy |
| 46 Martin Grove | NS | Arw |
| 47 Lansdowne | NS | MtD |
| 48 Rathburn | EW | Qsy |
| 49 Bloor West | EW | Qsy |
| 50 Burnhamthorpe | EW | Qsy |
| 51 Leslie | NS | Wil |
| 52 Lawrence West | EW | MtD |
| 53 Steeles East | EW | Mal |
| 54 Lawrence East | EW | Egl |
| 55 Warren Park | NS | MtD |
| 56 Leaside | NS | Wil |
| 57 Midland | NS | Bir |
| 58 Malton | EW | MtD |
| 59 Maple Leaf | EW | MtD |

| | | |
|-------------------------|----|---------|
| 60 Steeles West | EW | Arw |
| 61 Avenue Rd North | NS | Wil |
| 62 Mortimer | EW | Bir |
| 63 Ossington | NS | MtD |
| 64 Main | NS | Bir |
| 65 Parliament | NS | Bir |
| 66 Prince Edward | NS | Qsy |
| 67 Pharmacy | NS | Egl |
| 68 Warden | NS | Egl |
| 69 Warden South | NS | Bir |
| 70 O'Connor | EW | Egl |
| 71 Runnymede | NS | MtD |
| 72 Pape | NS | Bir |
| 73 Royal York | NS | Qsy |
| 74 Mt Pleasant | NS | Wil |
| 75 Sherbourne | NS | Wil |
| 76 Royal York South | NS | Qsy |
| 77 Swansea | NS | MtD |
| 78 St Andrews | EW | Wil |
| 79 Scarlett Rd | NS | MtD |
| 80 Queensway | EW | Qsy |
| 81 Thorncliffe Park | NS | Bir |
| 82 Rosedale | EW | Wil |
| 83 Jones | NS | Bir |
| 84 Sheppard West | EW | Arw |
| 85 Sheppard East | EW | Mal |
| 86 Scarborough | EW | Egl |
| 87 Cosburn | EW | Bir |
| 88 South Leaside | EW | Wil |
| 89 Weston | NS | MtD |
| 90 Vaughan | NS | MtD |
| 91 Woodbine | NS | Bir |
| 92 Woodbine South | NS | Bir |
| 94 Wellesley | EW | MtD |
| 95 York Mills | EW | Mal/Wil |
| 96 Wilson | EW | Arw |
| 97 Yonge | NS | Wil |
| 98 Willowdale-Senlac | EW | Wil |
| 99 Arrow Rd | NS | Arw |
| 100 Flemingdon Park | NS | Egl |
| 101 Parc Downsview Park | EW | Arw |
| 102 Markham Rd | NS | Bir |
| 103 Mt Pleasant North | NS | Wil |
| 104 Faywood | NS | Wil |
| 105 Dufferin North | NS | Wil |
| 106 York University | NS | Wil |
| 107 Keele North | NS | Wil |
| 108 Downsview | EW | Arw |
| 109 Ranees | NS | Wil |
| 110 Islington South | NS | Qsy |
| 111 East Mall | NS | Qsy |
| 112 West Mall | NS | Qsy |

| | | |
|----------------------------------|----|-----------|
| 113 Danforth | EW | Bir |
| 115 Silver Hills | EW | Wil |
| 116 Morningside | EW | Egl |
| 117 Alness | NS | Wil |
| 120 Calvington | EW | Arw |
| 122 Graydon Hall | EW | Wil |
| 123 Shorncliffe | NS | Qsy |
| 124 Sunnybrook | EW | Wil |
| 125 Drewry | EW | Wil |
| 126 Christie | NS | MtD |
| 127 Davenport | EW | MtD |
| 129 McCowan North | NS | Mal |
| 130 Middlefield | NS | Mal |
| 131 Nugget | EW | Mal |
| 132 Milner | EW | Mal |
| 133 Neilson | NS | Mal |
| 134 Progress | NS | Mal |
| 135 Gerrard | EW | Bir |
| 139 Finch-Don Mills | EW | Mal |
| 141 Downtown/Mt Pleasant Express | NS | MtD |
| 142 Downtown/Avenue Rd Express | NS | Wil |
| 143 Downtown/Beach Express | EW | Bir |
| 144 Downtown/Don Valley Express | NS | Egl |
| 145 Downtown/Humber Bay Express | NS | Qsy |
| 160 Bathurst North | NS | Wil |
| 161 Rogers Rd | EW | MtD |
| 162 Lawrence-Donway | EW | Wil |
| 165 Weston Rd North | EW | Arw |
| 167 Pharmacy North | NS | Bir |
| 168 Symington | NS | MtD |
| 169 Huntingwood | EW | Egl |
| 171 Mt Dennis | NS | MtD |
| 190 Scarborough Centre Rocket | EW | Mal |
| 191 Highway 27 Rocket | NS | Arw |
| 192 Airport Rocket | NS | Qsy |
| 193 Exhibition Rocket | NS | Wil |
| 196 York University Rocket | NS | Wil |
| 199 Finch Rocket | EW | Mal |
| 224 Victoria Park North | NS | Egl |
| 300 Bloor-Danforth | EW | B/E/MtD/Q |
| 302 Danforth Rd-McCowan | NS | Bir |
| 303 Don Mills | NS | Egl |
| 305 Eglinton East | EW | Egl |
| 307 Eglinton West | EW | MtD |
| 308 Finch East | EW | Arw/Mal |
| 309 Finch West | EW | Arw/Mal |
| 310 Bathurst | NS | Wil |
| 311 Islington | NS | Arw |
| 312 St Clair | EW | Arw |
| 313 Jane | NS | Arw |
| 316 Ossington | NS | MtD/Wil |
| 319 Wilson | EW | Arw |

| | | |
|------------------------------------|----|-------------|
| 320 Yonge | NS | Egl/Wil/MtD |
| 321 York Mills | EW | Mal |
| 322 Coxwell | NS | Bir |
| 324 Victoria Park | NS | Bir |
| 329 Dufferin | NS | MtD/Wil |
| 352 Lawrence West | EW | MtD |
| 353 Steeles East | EW | Mal |
| 354 Lawrence East | EW | Egl |
| 385 Sheppard East | EW | Mal |
| 400 Lawrence Manor Community Bus | EW | W-T |
| 402 Parkdale Community Bus | NS | W-T |
| 403 South Don Mills Community Bus | NS | W-T |
| 404 East York Community Bus | EW | W-T |
| 405 Etobicoke Community Bus | EW | W-T |
| 406 Variety Village Community Link | EW | W-T |
| 407 Toronto Rehab Centre Comm Link | EW | W-T |

STREETCARS

| | | |
|------------------|----|---------|
| 301 Queen | EW | Ron/Rus |
| 306 Carlton | EW | Ron/Rus |
| 501 Queen | EW | Ron/Rus |
| 502 Downtowner | EW | Rus |
| 503 Kingston Rd | EW | Rus |
| 504 King | EW | Ron/Rus |
| 505 Dundas | EW | Ron/Rus |
| 506 Carlton | EW | Ron/Rus |
| 508 Lake Shore | EW | Ron |
| 509 Harbourfront | EW | Ron |
| 510 Spadina | NS | Rus |
| 511 Bathurst | NS | Ron |
| 512 St Clair | EW | Ron |

RAPID TRANSIT

| | | |
|-----------------------------------|----|--------|
| 1 Yonge-University-Spadina Subway | NS | WilSub |
| 2 Bloor-Danforth Subway | EW | DanSub |
| 3 Scarborough RT | NS | DanSub |
| 4 Sheppard Subway | EW | WilSub |

- ☞ — Transit-priority traffic signals on route
- ♿ — Accessible service using lift-equipped buses
- ♿ — Accessible service using low-floor buses
- 🚲 — Bike rack service
- ✳ — Seasonal, special-event, or temporary construction service

163 of 171 bus routes are accessible
 156 of 171 bus routes are bike rack equipped

List of routes by operating division, March 2011

ARROW ROAD DIVISION

| | | |
|-------------------------------|----|---------|
| 99 Arrow Rd ດ ັ ັ | NS | Arw |
| 120 Calvington ດ ັ ັ | EW | Arw |
| 108 Downsview ດ ັ ັ | EW | Arw |
| 36 Finch West ດ ັ ັ | EW | Arw |
| 308 Finch East ດ ັ ັ | EW | Arw/Mal |
| 309 Finch West ດ ັ ັ | EW | Arw/Mal |
| 191 Highway 27 Rocket ດ ັ ັ | NS | Arw |
| 37 Islington ດ ັ ັ | NS | Arw |
| 311 Islington ດ ັ ັ | NS | Arw |
| 35 Jane ດ ັ ັ | NS | Arw |
| 313 Jane ດ ັ ັ | NS | Arw |
| 46 Martin Grove ດ ັ ັ | NS | Arw |
| 101 Parc Downsview Park ດ ັ ັ | EW | Arw |
| 84 Sheppard West ດ ັ ັ | EW | Arw |
| 312 St Clair ດ ັ ັ | EW | Arw |
| 60 Steeles West ດ ັ ັ | EW | Arw |
| 165 Weston Rd North ດ ັ ັ | EW | Arw |
| 96 Wilson ດ ັ ັ | EW | Arw |
| 319 Wilson ດ ັ ັ | EW | Arw |

BIRCHMOUNT DIVISION

| | | |
|----------------------------------|----|-----------|
| 9 Bellamy ດ ັ ັ | NS | Bir |
| 300 Bloor-Danforth ດ ັ ັ | EW | B/E/MtD/Q |
| 8 Broadview ດ ັ ັ | NS | Bir |
| 20 Cliffside ດ ັ ັ | EW | Bir |
| 87 Cosburn ດ ັ ັ | EW | Bir |
| 22 Coxwell ດ ັ ັ | NS | Bir |
| 322 Coxwell ດ ັ ັ | NS | Bir |
| 113 Danforth ດ ັ ັ | EW | Bir |
| 302 Danforth Rd-McCowan ດ ັ ັ | NS | Bir |
| 23 Dawes ດ ັ ັ | NS | Bir |
| 143 Downtown/Beach Express ດ ັ ັ | EW | Bir |
| 135 Gerrard ດ ັ ັ | EW | Bir |
| 31 Greenwood ດ ັ ັ | NS | Bir |
| 83 Jones ດ ັ ັ | NS | Bir |
| 12 Kingston Rd ດ ັ ັ | EW | Bir |
| 64 Main ດ ັ ັ | NS | Bir |
| 102 Markham Rd ດ ັ ັ | NS | Bir |
| 16 McCowan ດ ັ ັ | NS | Bir |
| 57 Midland ດ ັ ັ | NS | Bir |
| 62 Mortimer ດ ັ ັ | EW | Bir |
| 72 Pape ດ ັ ັ | NS | Bir |
| 65 Parliament ດ ັ ັ | NS | Bir |
| 167 Pharmacy North ດ ັ ັ | NS | Bir |
| 81 Thorncliffe Park ດ ັ ັ | NS | Bir |
| 24 Victoria Park ດ ັ ັ | NS | Bir |
| 324 Victoria Park ດ ັ ັ | NS | Bir |
| 69 Warden South ດ ັ ັ | NS | Bir |
| 91 Woodbine ດ ັ ັ | NS | Bir |
| 92 Woodbine South ດ ັ ັ | NS | Bir |

DANFORTH DIVISION

| | | |
|-------------------------|----|--------|
| 2 Bloor-Danforth Subway | EW | DanSub |
| 3 Scarborough RT | NS | DanSub |

EGLINTON DIVISION

| | | |
|---------------------------------------|----|-------------|
| 17 Birchmount ດ ັ ັ | NS | Egl |
| 300 Bloor-Danforth ດ ັ ັ | EW | B/E/MtD/Q |
| 25 Don Mills ດ ັ ັ | NS | Egl |
| 303 Don Mills ດ ັ ັ | NS | Egl |
| 144 Downtown/Don Valley Express ດ ັ ັ | NS | Egl |
| 34 Eglinton East ດ ັ ັ | EW | Egl |
| 305 Eglinton East ດ ັ ັ | EW | Egl |
| 100 Flemingdon Park ດ ັ ັ | NS | Egl |
| 169 Huntingwood ດ ັ ັ | EW | Egl |
| 43 Kennedy ດ ັ ັ | NS | Egl |
| 54 Lawrence East ດ ັ ັ | EW | Egl |
| 354 Lawrence East ດ ັ ັ | EW | Egl |
| 116 Morningside ດ ັ ັ | EW | Egl |
| 70 O'Connor ດ ັ ັ | EW | Egl |
| 67 Pharmacy ດ ັ ັ | NS | Egl |
| 86 Scarborough ດ ັ ັ | EW | Egl |
| 224 Victoria Park North ດ ັ ັ | NS | Egl |
| 68 Warden ດ ັ ັ | NS | Egl |
| 320 Yonge ດ ັ ັ | NS | Egl/Wil/MtD |

MALVERN DIVISION

| | | |
|-------------------------------------|----|---------|
| 21 Brimley ດ ັ ັ | NS | Mal |
| 39 Finch East ດ ັ ັ | EW | Mal |
| 308 Finch East ດ ັ ັ | EW | Arw/Mal |
| 309 Finch West ດ ັ ັ | EW | Arw/Mal |
| 139 Finch-Don Mills ດ ັ ັ | EW | Mal |
| 38 Highland Creek ດ ັ ັ | EW | Mal |
| 129 McCowan North ດ ັ ັ | NS | Mal |
| 130 Middlefield ດ ັ ັ | NS | Mal |
| 132 Milner ດ ັ ັ | EW | Mal |
| 133 Neilson ດ ັ ັ | NS | Mal |
| 131 Nugget ດ ັ ັ | EW | Mal |
| 134 Progress ດ ັ ັ | NS | Mal |
| 190 Scarborough Centre Rocket ດ ັ ັ | EW | Mal |
| 199 Finch Rocket ດ ັ ັ | EW | Mal |
| 85 Sheppard East ດ ັ ັ | EW | Mal |
| 385 Sheppard East ດ ັ ັ | EW | Mal |
| 53 Steeles East ດ ັ ັ | EW | Mal |
| 353 Steeles East ດ ັ ັ | EW | Mal |
| 95 York Mills ດ ັ ັ | EW | Mal/Wil |
| 321 York Mills ດ ັ ັ | EW | Mal |

MOUNT DENNIS DIVISION

| | | |
|----------------------------------|----|-----------|
| 5 Avenue Rd ດ ັ ັ | NS | MtD |
| 6 Bay ດ ັ ັ | NS | MtD |
| 300 Bloor-Danforth ດ ັ ັ | EW | B/E/MtD/Q |
| 126 Christie ດ ັ ັ | NS | MtD |
| 127 Davenport ດ ັ ັ | EW | MtD |
| 141 Downtown/Mt Pleasant Express | NS | MtD |
| 329 Dufferin ດ ັ ັ | NS | MtD/Wil |
| 26 Dupont ດ ັ ັ | EW | MtD |
| 32 Eglinton West ດ ັ ັ | EW | MtD |
| 307 Eglinton West ດ ັ ັ | EW | MtD |
| 40 Junction ດ ັ ັ | EW | MtD |
| 41 Keele ດ ັ ັ | NS | MtD |

| | | |
|-------------------------|----|-------------|
| 47 Lansdowne ດ ັ ັ | NS | MtD |
| 52 Lawrence West ດ ັ ັ | EW | MtD |
| 352 Lawrence West ດ ັ ັ | EW | MtD |
| 58 Malton ດ ັ ັ | EW | MtD |
| 59 Maple Leaf ດ ັ ັ | EW | MtD |
| 171 Mt Dennis ດ ັ ັ | NS | MtD |
| 63 Ossington ດ ັ ັ | NS | MtD |
| 316 Ossington ດ ັ ັ | NS | MtD/Wil |
| 161 Rogers Rd ດ ັ ັ | EW | MtD |
| 71 Runnymede ດ ັ ັ | NS | MtD |
| 79 Scarlett Rd ດ ັ ັ | NS | MtD |
| 77 Swansea ດ ັ ັ | NS | MtD |
| 168 Symington ດ ັ ັ | NS | MtD |
| 90 Vaughan ດ ັ ັ | NS | MtD |
| 55 Warren Park ດ ັ ັ | NS | MtD |
| 94 Wellesley ດ ັ ັ | EW | MtD |
| 89 Weston ດ ັ ັ | NS | MtD |
| 320 Yonge ດ ັ ັ | NS | Egl/Wil/MtD |

QUEENSWAY DIVISION

| | | |
|---------------------------------------|----|-----------|
| 192 Airport Rocket ດ ັ ັ | NS | Qsy |
| 49 Bloor West ດ ັ ັ | EW | Qsy |
| 300 Bloor-Danforth ດ ັ ັ | EW | B/E/MtD/Q |
| 50 Burnhamthorpe ດ ັ ັ | EW | Qsy |
| 145 Downtown/Humber Bay Express ດ ັ ັ | NS | Qsy |
| 111 East Mall ດ ັ ັ | NS | Qsy |
| 15 Evans ດ ັ ັ | EW | Qsy |
| 110 Islington South ດ ັ ັ | NS | Qsy |
| 44 Kipling South ດ ັ ັ | NS | Qsy |
| 45 Kipling ດ ັ ັ | NS | Qsy |
| 30 Lambton ດ ັ ັ | EW | Qsy |
| 66 Prince Edward ດ ັ ັ | NS | Qsy |
| 80 Queensway ດ ັ ັ | EW | Qsy |
| 48 Rathburn ດ ັ ັ | EW | Qsy |
| 73 Royal York ດ ັ ັ | NS | Qsy |
| 76 Royal York South ດ ັ ັ | NS | Qsy |
| 123 Shorncliffe ດ ັ ັ | NS | Qsy |
| 112 West Mall ດ ັ ັ | NS | Qsy |

RONCESVALLES DIVISION

| | | |
|------------------------|----|---------|
| 511 Bathurst ດ ັ ັ | NS | Ron |
| 506 Carlton ດ ັ ັ | EW | Ron/Rus |
| 306 Carlton ດ ັ ັ | EW | Ron/Rus |
| 505 Dundas ດ ັ ັ | EW | Ron/Rus |
| 509 Harbourfront ດ ັ ັ | EW | Ron |
| 504 King ດ ັ ັ | EW | Ron/Rus |
| 508 Lake Shore ດ ັ ັ | EW | Ron |
| 501 Queen ດ ັ ັ | EW | Ron/Rus |
| 301 Queen ດ ັ ັ | EW | Ron/Rus |
| 512 St Clair ດ ັ ັ | EW | Ron |

RUSSELL DIVISION

| | | |
|-----------------------|----|---------|
| 506 Carlton ດ ັ ັ | EW | Ron/Rus |
| 306 Carlton ດ ັ ັ | EW | Ron/Rus |
| 502 Downtowner ດ ັ ັ | EW | Rus |
| 505 Dundas ດ ັ ັ | EW | Ron/Rus |
| 504 King ດ ັ ັ | EW | Ron/Rus |
| 503 Kingston Rd ດ ັ ັ | EW | Rus |

| | | |
|-------------------|----|---------|
| 501 Queen ດ ັ ັ | EW | Ron/Rus |
| 301 Queen ດ ັ ັ | EW | Ron/Rus |
| 510 Spadina ດ ັ ັ | NS | Rus |

WILSON DIVISION — BUS

| | | |
|--------------------------------------|----|-------------|
| 117 Alness ດ ັ ັ | NS | Wil |
| 61 Avenue Rd North ດ ັ ັ | NS | Wil |
| 7 Bathurst ດ ັ ັ | NS | Wil |
| 160 Bathurst North ດ ັ ັ | NS | Wil |
| 310 Bathurst ດ ັ ັ | NS | Wil |
| 11 Bayview ດ ັ ັ | NS | Wil |
| 42 Cummer ດ ັ ັ | EW | Wil |
| 28 Davisville ດ ັ ັ | EW | Wil |
| 142 Downtown/Avenue Rd Express ດ ັ ັ | NS | Wil |
| 125 Drewry ດ ັ ັ | EW | Wil |
| 29 Dufferin ດ ັ ັ | NS | Wil |
| 105 Dufferin North ດ ັ ັ | NS | Wil |
| 329 Dufferin ດ ັ ັ | NS | MtD/Wil |
| 193 Exhibition Rocket ດ ັ ັ | NS | Wil |
| 104 Forestwood ດ ັ ັ | NS | Wil |
| 33 Forest Hill ດ ັ ັ | NS | Wil |
| 14 Glencairn ດ ັ ັ | EW | Wil |
| 122 Graydon Hall ດ ັ ັ | EW | Wil |
| 107 Keele North ດ ັ ັ | NS | Wil |
| 162 Lawrence-Donway ດ ັ ັ | EW | Wil |
| 56 Leaside ດ ັ ັ | NS | Wil |
| 51 Leslie ດ ັ ັ | NS | Wil |
| 74 Mt Pleasant ດ ັ ັ | NS | Wil |
| 103 Mt Pleasant North ດ ັ ັ | NS | Wil |
| 316 Ossington ດ ັ ັ | NS | MtD/Wil |
| 109 Ranee ດ ັ ັ | NS | Wil |
| 82 Rosedale ດ ັ ັ | EW | Wil |
| 75 Sherbourne ດ ັ ັ | NS | Wil |
| 115 Silver Hills ດ ັ ັ | EW | Wil |
| 88 South Leaside ດ ັ ັ | EW | Wil |
| 78 St Andrews ດ ັ ັ | EW | Wil |
| 124 Sunnybrook ດ ັ ັ | EW | Wil |
| 10 Van Horne ດ ັ ັ | EW | Wil |
| 98 Willowdale-Senlac ດ ັ ັ | EW | Wil |
| 97 Yonge ດ ັ ັ | NS | Wil |
| 320 Yonge ດ ັ ັ | NS | Egl/Wil/MtD |
| 95 York Mills ດ ັ ັ | EW | Mal/Wil |
| 106 York University ດ ັ ັ | NS | Wil |
| 196 York University Rocket ດ ັ ັ | NS | Wil |

WILSON DIVISION — SUBWAY






























| | | |
|-----------------------------------|----|--------|
| 1 Yonge-University-Spadina Subway | NS | WilSub |
| 4 Sheppard Subway | EW | WilSub |

WHEEL-TRANS OPERATIONS






| | | |
|--|----|-----|
| 404 East York Community Bus ດ ັ ັ | EW | W-T |
| 400 Lawrence Manor Community Bus ດ ັ ັ | EW | W-T |
| 402 Parkdale Community Bus ດ ັ ັ | NS | W-T |
| 403 South Don Mills Community Bus ດ ັ ັ | NS | W-T |
| 405 Etobicoke Community Bus ດ ັ ັ | EW | W-T |
| 406 Variety Village Community Link ດ ັ ັ | EW | W-T |
| 407 Toronto Rehab Centre Comm Link ດ ັ ັ | EW | W-T |



















List of rapid transit stations, with connecting routes

1 YONGE-UNIVERSITY-SPADINA SUBWAY

| | |
|---|---|
| Finch  &  | 36, 39, 42, 53, 60, 97, 125, 199, GO buses, York Region Transit, VIVA, Brampton Transit |
| North York Centre  &  | 97, GO buses |
| Sheppard-Yonge  &  | 4, 84, 85, 97, 98, 196, GO buses |
| York Mills  &  | 78, 95, 96, 97, 115, 122, 165, GO buses |
| Lawrence | 52, 97, 124, 162 |
| Eglinton  &  | 5, 32, 34, 51, 54, 56, 61, 97, 100, 103 |
| Davisville  &  | 11, 14, 28, 97 |
| St Clair  &  | 74, 88, 97, 512 |
| Summerhill | 97 |
| Rosedale | 82, 97 |
| Bloor-Yonge  &  | 2, 97 |
| Wellesley &  Bus | 94, 97 |
| College | 97, 506 |
| Dundas  &  | 97, 505 |
| Queen  &  | 97, 141, 142, 143, 144, 501, 502 |
| King | 97, 503, 504, 508 |
| Union  &  | 6, 72, 97, 503, 509, 510, GO trains/buses |
| St Andrew (King Street) | 503, 504, 508 |
| Osgoode (Queen Street)  &  | 141, 142, 143, 144, 501, 502 |
| St Patrick (Dundas Street) | 142, 505 |
| Queen's Park (College Street)  &  | 5, 142, 506 |
| Museum | 5, 94, 142 |
| St George  &  | 2, 26 |
| Spadina * | 2, 127, 510 |
| Dupont | 26, 127 |
| St Clair West | 7, 33, 90, 126, 512 |
| Eglinton West & | 32, 63, 109 |
| Glencairn | 14 |
| Lawrence West & Bus | 52, 58, 59, 109, 400 |
| Yorkdale | 47, 109, GO buses, York Region Transit |
| Wilson | 7, 29, 96, 104, 120, 160, 165 |
| Downsview & | 84, 101, 105, 106, 107, 108, 117, 196, VIVA |






2 BLOOR-DANFORTH SUBWAY

| | |
|---|--|
| Kipling  &  | 30, 44, 45, 46, 49, 111, 112, 123, 191, 192, GO trains |
| Islington | 37, 50, 110, Mississauga Transit |
| Royal York | 15, 48, 73, 76 |
| Old Mill | 66 |
| Jane  &  | 26, 35, 55 |
| Runnymede &  Bus | 71, 77, 79 |
| High Park | 30 |
| Keele | 41, 80, 89 |









| | |
|---|---|
| Dundas West  &  | 40, 168, 193 ✪, 504, 505, GO trains |
| Lansdowne | 47 |
| Dufferin | 29, 402 |
| Ossington | 63, 94, 161 |
| Christie | 126 |
| Bathurst  &  | 7, 511 |
| Spadina  & *  | 1, 127, 510 |
| St George  &  | 1, 26 |
| Bay (Yorkville) | 6 |
| Bloor-Yonge  &  | 1, 97 |
| Sherbourne | 75 |
| Castle Frank &  Bus | 65, 94 |
| Broadview  &  | 8, 62, 87, 100, 504, 505 |
| Chester | |
| Pape | 25, 72, 81 |
| Donlands &  Bus | 56, 83 |
| Greenwood | 31 |
| Coxwell | 22, 70 |
| Woodbine | 91, 92 |
| Main Street  &  | 20, 23, 62, 64, 87, 113, 135, 406, 506, GO trains |
| Victoria Park | 12, 24, 67, 404 |
| Warden | 9, 16, 17, 68, 69, 70, 102, 135 |
| Kennedy  &  | 3, 12, 20, 21, 34, 43, 57, 86, 113, 116, 131, GO trains |



* No level access to 1 YONGE-UNIVERSITY-SPADINA subway platforms at Spadina Stn







3 SCARBOROUGH RT

| | |
|--|--|
| Kennedy  &  | 2, 12, 20, 21, 34, 43, 57, 86, 113, 116, 131, GO trains |
| Lawrence East &  SB | 54 |
| Ellesmere | 95 |
| Midland | 57 |
| Scarborough Centre  &  | 9, 16, 21, 38, 43, 129, 130, 131, 132, 133, 134, 169, 190, 199, GO buses |
| McCowan | 9, 134 |




























4 SHEPPARD SUBWAY





| | |
|--|----------------------------------|
| Sheppard-Yonge  &  | 1, 84, 85, 97, 98, 196, GO buses |
| Bayview  &  | 11, 85 |
| Leslie  &  | 51, 85, GO trains |
| Bessarion  &  | 85 |

| | |
|---|--|
| Don Mills  &  | 10, 24, 25, 85, 139, 167, 169, 190, 224, York Region Transit, VIVA |
|---|--|

| | |
|--|--|
| 510 SPADINA streetcar and 509 HARBOURFRONT streetcar | |
| Spadina  | 2, 127, 510 |
| Queens Quay (Ferry Docks)  | 6, 97, 509, 510 |
| Union  &  | 1, 6, 72, 97, 503, 509, 510, GO trains/buses |
| Exhibition  &  | 29, 509, 511, GO trains |

GO TRAIN STATIONS SERVED BY TTC

| | |
|---|---|
| Toronto – Union Station  &  | See Union Station |
| Long Branch | 110, 123, 501, 508, Mississauga Transit |
| Mimico | 76 |
| Exhibition  &  | 29, 509, 511 |
| Danforth  &  | See Main Street Station |
| Scarborough  &  | 9, 12, 16, 20, 102, 113 |
| Eglinton | 9, 34, 86, 116 |
| Guildwood  &  | 86, 116 |
| Rouge Hill  & | 38, 54, 85, Durham Region Transit |
| Malton  &  | 58, Mississauga Transit |
| Etobicoke North &  | 37, 45, Mississauga Transit |
| Weston &  | 52, 58, 59, 79, 89 |
| Bloor | See Dundas West Station |
| Maple &  | 107, York Region Transit |
| Rutherford &  | 107, York Region Transit |
| York University &  | 41 |
| Old Cummer &  | 39, 42, 51 |
| Oriole &  | 4, 10, 51, 85, 115, 169 |
| Kipling | See Kipling Station |
| Mount Joy &  | 102, York Region Transit |
| Markham &  | 102, York Region Transit |
| Centennial &  | 129, York Region Transit |
| Milliken &  | 43, 53, 57, York Region Transit |
| Agincourt &  | 43, 57, 85 |
| Kennedy  &  | See Kennedy Station |

-  – Elevators to all levels
-  – Station fully accessible
-  SB – Level access to southbound platform (obstacles may exist at doors)
-  Bus – Level access from street to accessible buses (obstacles may exist at doors)
- ✪ – Seasonal, special-event, or temporary construction service

Twenty-nine of the TTC's 69 stations are accessible

Toronto Transit Commission
List of transit vehicles

| Type | Vehicle number series | Model | Vehicles in service | Garage/ Carhouse | Built | Seats | Length | Track Gauge | Accessible? | Air conditioned? | Fuel/ Propulsion | Manufacturer |
|-------------------|-----------------------|----------------------|-----------------------|------------------|-----------|-------|--------|-------------|------------------|------------------|------------------|-----------------------------|
| Bus | 1000-1149 | Orion VII | 150 | Mal, MtD | 2006 | 38 | 12 m | - | Low floor & | Yes | Diesel-electric | Orion Bus Industries |
| Bus | 1200-1423 | Orion VII "Next Gen" | 224 | Arw, MtD, Wil | 2007-2008 | 36 | 12 m | - | Low floor & | Yes | Diesel-electric | Daimler Buses North America |
| Bus | 1500-1689 | Orion VII "Next Gen" | 190 | MtD, Wil | 2008 | 36 | 12 m | - | Low floor & | Yes | Diesel-electric | Daimler Buses North America |
| Bus | 1700-1829 | Orion VII "Next Gen" | 130 | Mal, Wil | 2009 | 36 | 12 m | - | Low floor & | Yes | Diesel-electric | Daimler Buses North America |
| Bus | 2240-2858 | T6H5307N "New Look" | 41 | MtD, Wil | 1981-1983 | 39 | 12 m | - | No | No | Diesel | General Motors |
| Bus | 6210-6293 | TC40102N "Classic" | 2 | MtD | 1987 | 40 | 12 m | - | No | No | Diesel | General Motors |
| Bus | 7000-7134 | Orion V | 135 | Mal | 1996 | 36 | 12 m | - | Lift & | Yes | Diesel | Orion Bus Industries |
| Bus | 7200-7251 | RTS | 52 | Arw | 1998 | 39 | 12 m | - | Lift & | Yes | Diesel | Nova Bus |
| Bus | 7300-7350 | D40LF | 51 | Qsy | 1998-1999 | 35 | 12 m | - | Low floor & | Yes | Diesel | New Flyer Industries |
| Bus | 7400-7881 | Orion VII | 482 | Bir, Egl | 2002-2005 | 38 | 12 m | - | Low floor & | Yes | Diesel | Orion Bus Industries |
| Bus | 7900-7979 | Orion VII | 80 | Arw, Bir, Qsy | 2006 | 38 | 12 m | - | Low floor & | Yes | Diesel | Orion Bus Industries |
| Bus | 8000-8099 | Orion VII | 100 | Qsy | 2007 | 38 | 12 m | - | Low floor & | Yes | Diesel | DaimlerChrysler CBNA |
| Bus | 8100-8219 | Orion VII "Next Gen" | 120 | Bir, Wil | 2010 | 36 | 12 m | - | Low floor & | Yes | Diesel | Daimler Buses North America |
| Bus | 8300-8334 | Orion VII "Next Gen" | 35 ¹ | - | 2011 | 36 | 12 m | - | Low floor & | Yes | Diesel | Daimler Buses North America |
| Bus | 8335-8394 | Orion VII "Next Gen" | 60 ¹ | - | 2012 | 36 | 12 m | - | Low floor & | Yes | Diesel | Daimler Buses North America |
| Bus | 9400-9449 | Orion V | 50 | Wil | 1996 | 37 | 12 m | - | Lift & | Yes | Diesel | Orion Bus Industries |
| Community Bus | 9700-9706 | Orion II | 7 | W-T | 1991 | 17 | 8 m | - | Low floor & | Yes | Diesel | Ontario Bus Industries |
| Wheel-Trans Bus | 9751-9889 | ELF | 138 | W-T | 1999-2003 | 5 | 7 m | - | Low floor & | Yes | Diesel | Overland Custom Coach |
| Wheel-Trans Bus | W100-W209 | The Friendly Bus | 110 ² | W-T | 2009-2010 | 8 | 8 m | - | Low floor & | Yes | Diesel | American Bus Products Inc. |
| Streetcar | 4000-4199 | CLRV L-1, L-2 | 195 | Ron, Rus | 1977-1981 | 42-46 | 15 m | 1495 mm | No | 1 of 195 | Electric | UTDC/SIG/Hawker Siddeley |
| Streetcar | 4200-4251 | ALRV L-3 | 52 | Ron, Rus | 1987-1989 | 61 | 23 m | 1495 mm | No | No | Electric | UTDC/Can Car Rail |
| Streetcar | - | FLEXITY | 0 of 204 ¹ | - | 2011-2018 | 69 | 30 m | 1495 mm | Low floor & | Yes | Electric | Bombardier Inc. |
| Light rail car | - | FLEXITY | 0 of 183 ³ | - | 2013-2020 | 60 | 30 m | 1435 mm | Low floor & | Yes | Electric | Bombardier Inc. |
| Rapid transit car | 3000-3027 | S-1 | 28 | McCowan | 1983-1986 | 30 | 13 m | 1435 mm | Level boarding & | Yes | Electric | UTDC/Metro Canada Ltd. |
| Subway car | 5000-5371 | T-1 | 372 | GrnSub/WilSub | 1995-2001 | 66 | 23 m | 1495 mm | Level boarding & | Yes | Electric | Bombardier Inc. |
| Subway car | 5381-5766 | Toronto Rocket | 0 of 234 ¹ | - | 2009-2011 | 60-68 | 23 m | 1495 mm | Level boarding & | Yes | Electric | Bombardier Inc. |
| Subway car | - | Toronto Rocket | 0 of 186 ¹ | - | 2012-2013 | 60-68 | 23 m | 1495 mm | Level boarding & | Yes | Electric | Bombardier Inc. |
| Subway car | 5576-5663 | H-4 | 44 | GrnSub | 1974-1975 | 77 | 23 m | 1495 mm | Level boarding & | No | Electric | Hawker Siddeley |
| Subway car | 5670-5807 | H-5 | 136 | WilSub | 1976-1979 | 76 | 23 m | 1495 mm | Level boarding & | Yes | Electric | Hawker Siddeley |
| Subway car | 5810-5935 | H-6 | 126 | GrnSub | 1986-1989 | 76 | 23 m | 1495 mm | Level boarding & | Yes | Electric | UTDC/Can Car Rail |

Updated February 18, 2011. Sources: *Bus Maintenance Department Active Bus Allocation* and *Vehicle Roster Lists – Surface Vehicle Engineering*.

Abbreviations

Arw Arrow Road
 Bir Birchmount
 Egl Eglinton
 GrnSub..... Greenwood Subway
 Mal Malvern
 MtD Mount Dennis
 Qsy..... Queensway
 Ron..... Roncesvalles
 Rus Russell
 WilSub Wilson Subway
 W-T Wheel-Trans
 Wil..... Wilson Bus

"Vehicles in service" notes

1. Approved by Commission for future delivery.
2. Deliveries of new vehicles in progress.
3. Ordered by Metrolinx for future delivery.