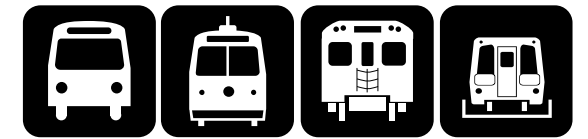




TORONTO TRANSIT COMMISSION



Service Summary

January 2, 2011
to
March 26, 2011

Available Online



SERVICE SUMMARY – Introduction

This is a summary of all transit service operated by the Toronto Transit Commission for the period indicated. All rapid transit, streetcar, bus, and community bus routes and services are listed. The summary identifies the routes, gives the names and destinations, the garage or carhouse from which the service is operated, the characteristics of the service, and the times of the first and last trips on each route. The headway operated on each route is shown, together with the combined or average headway on the route, if more than one branch is operated. The number and type of vehicles operated on the route are listed, as well as the round-trip driving time, the total terminal time, and the average speed of the route (driving time only, not including terminal time).

The first and last trip times shown are the departure times for the first or last trip which covers the entire branch. In some cases, earlier or later trips are operated which cover only part of the routing, and the times for these trips are not shown.

Additional notes are shown for routes which interline with other routes, which are temporarily operating over different routings, or which are temporarily operating with buses instead of streetcars.

Headways are shown in minutes and seconds. Running times and terminal times are shown in minutes. Distances are shown in kilometres, and speeds are shown in kilometres per hour.

The map on the cover is a current map of the TTC route network for the period covered by this summary.

At the end of the document is a summary of the number of vehicles and trains operated, by time period, a list of all TTC routes (in alphabetical order, in numerical order, and grouped by division), a list of all connections at rapid transit stations, and a list of transit vehicles.

This document is available on the ttc.ca Internet web site at:

http://www3.ttc.ca/About_the_TTC/Transit_planning.jsp

and on the internal TTC Intranet (TTC computers only) at:

<http://home.ttc/serviceplanning/> then "Route and System Information"

TTC board periods in 2011

January 2 to February 12, 2011

February 13 to March 26, 2011

March 27 to May 7, 2011

May 8 to June 18, 2011

June 19 to July 30, 2011

July 31 to September 3, 2011

September 4 to October 8, 2011

October 9 to November 19, 2011

November 20 to December 17, 2011

December 18 to December 31, 2011

Abbreviations

Avg spd..... Average speed (km/h)	NB	Northbound
Dep	SB	Southbound
RT	EB	Eastbound
Term	WB.....	Westbound
Veh type ... Vehicle type	♿	Accessible service

Division abbreviations

Arw..... Arrow Road	Mal	Malvern	Rus	Russell
Bir	MtD	Mount Dennis	Wil	Wilson Bus
DanSub	Qsy	Queensway	WilSub	Wilson Subway
Egl	Ron.....	Roncesvalles	W-T	Wheel-Trans

Vehicle abbreviations

6carHT	Six-car train of H- or T-series 23-metre subway cars
4carT.....	Four-car train of T-series 23-metre subway cars
4carS.....	Four-car train of S-series 13-metre Scarborough RT cars
ALRV	Articulated 23-metre high-floor streetcar (<i>Canadian Light Rail Vehicle</i>)
LF	12-metre low-floor accessible bus (<i>New Flyer D40LF, Orion VII</i>)
Lift	12-metre high-floor lift-equipped accessible bus (<i>Orion V with lift and Nova RTS with lift</i>)
HF	12-metre high-floor bus (<i>GM "New Look," GM/MCI Classic, and Orion V</i>)
CB	8-metre low-floor accessible Community Bus (<i>Orion II</i>)

Time period definitions

Service is shown by time period. The approximate times for these periods are listed below. Some variation exists between routes, and these times should be used as a guide only.

MONDAY TO FRIDAY	SATURDAY and SUNDAY		
Morning peak period	600a to 900a	Early morning	600a to 800a
Midday	900a to 300p	Morning	800a to 1200noon
Afternoon peak period.....	300p to 700p	Afternoon.....	1200noon to 700p
Early evening	700p to 1000p	Early evening	700p to 1000p
Late evening	1000p to 100a	Late evening	1000p to 100a
Overnight.....	200a to 500a	Overnight	200a to 500a (900a Sundays)

Holiday service in 2011

New Year's Day, Saturday, Jan. 1, 2011 ...	Sunday service	Labour Day, Monday, September 5	Holiday service
Family Day, Monday, February 21.....	Holiday service	Thanksgiving Day, Monday, Oct. 10	Holiday service
Good Friday, Friday, April 22	Holiday service	Christmas Day, Sunday, Dec. 25	Sunday service
Victoria Day, Monday, May 23.....	Holiday service	Boxing Day, Monday, December 26.....	Holiday service
Canada Day, Friday, July 1.....	Holiday service	Tuesday, December 27, 2011	Saturday service
Simcoe Day, Monday, August 1	Holiday service	New Year's Day, Sunday, Jan. 1, 2012...	Sunday service

"Holiday service" means that routes which operate on Sundays will operate at the same levels of service as on Sundays, but service will start earlier in the morning, at about the same time as on Saturdays.



SERVICE SUMMARY

January 2 to March 26, 2011

Route	RT dist (km) and date of last change	No. of Veh	Service interval	Run time (min)	Term time (min)	Avg spd (km/h)	No. of Veh	Service interval	Run time (min)	Term time (min)	Avg spd (km/h)	No. of Veh	Service interval	Run time (min)	Term time (min)	Avg spd (km/h)	No. of Veh	Service interval	Run time (min)	Term time (min)	Avg spd (km/h)	No. of Veh	Service interval	Run time (min)	Term time (min)	Avg spd (km/h)	First dep NB or WB	First dep SB or EB	Last dep NB or WB	Last dep SB or EB					
RAPID TRANSIT SERVICES																																			
2 BLOOR-DANFORTH U	DanSub																																		
Monday to Friday	07-Sep-10	Monday-Friday morning peak period					Monday-Friday midday					Monday-Friday afternoon peak period					Monday-Friday early evening					Monday-Friday late evening													
2 Kipling Stn – Kennedy Stn	52.46	6carHT	43	2 ' 21 "	101	0	31.2	6carHT	24	4 ' 16 "	102	0	30.8	6carHT	40	2 ' 31 "	101	0	31.3	6carHT	24	4 ' 04 "	98	0	32.3	6carHT	20	4 ' 52 "	97	0	32.4	543a	541a	131a	131a
Saturday	19-May-07	Saturday early morning					Saturday morning					Saturday afternoon					Saturday early evening					Saturday late evening													
2 Kipling Stn – Kennedy Stn	52.46	6carHT	20	4 ' 52 "	97	0	32.3	6carHT	20	4 ' 52 "	97	0	32.3	6carHT	21	4 ' 43 "	99	0	31.8	6carHT	20	4 ' 52 "	97	0	32.3	6carHT	20	4 ' 52 "	97	0	32.3	548a	548a	131a	131a
Sunday	13-May-07	Sunday morning					Sunday afternoon					Sunday early evening					Sunday late evening																		
2 Kipling Stn – Kennedy Stn	52.46	6carHT	20	4 ' 52 "	97	0	32.3	6carHT	20	4 ' 52 "	97	0	32.3	6carHT	20	4 ' 52 "	97	0	32.3	6carHT	20	4 ' 52 "	97	0	32.3	6carHT	20	4 ' 52 "	97	0	32.3	848a	848a	131a	131a
300 BLOOR-DANFORTH U	MTD/Bir/ Egl/Qsy																																		
Overnight, 7 days a week	10-May-09	Monday-Friday overnight					Saturday overnight					Sunday overnight					Sunday morning 600a-900a																		
300 West Mall – Warden	50.95	LF	4	30 ' 00 "	120	0	25.5	LF	4	30 ' 00 "	120	0	25.5	LF	4	30 ' 00 "	120	0	25.5	LF	9	13 ' 30 "	120	1	25.5										
300A Pearson Airport – Warden	75.97	LF	5	30 ' 00 "	150	0	30.4	LF	5	30 ' 00 "	150	0	30.4	LF	5	30 ' 00 "	150	0	30.4	LF	11	13 ' 30 "	140	8	32.5										
	Combined/Average		9	15 ' 00 "					9	15 ' 00 "					20	6 ' 45 "																			
3 SCARBOROUGH RT U	DanSub																																		
Monday to Friday	07-Sep-10	Monday-Friday morning peak period					Monday-Friday midday					Monday-Friday afternoon peak period					Monday-Friday early evening					Monday-Friday late evening													
3 Kennedy Stn – McCowan Stn	12.81	4carS	6	3 ' 30 "	21	0	36.6	4carS	4	5 ' 30 "	22	0	34.9	4carS	6	3 ' 40 "	22	0	34.9	4carS	4	5 ' 30 "	22	0	34.9	4carS	4	5 ' 30 "	22	0	34.9	545a	601a	120a	135a
Saturday	11-Sep-10	Saturday early morning					Saturday morning					Saturday afternoon					Saturday early evening					Saturday late evening													
3 Kennedy Stn – McCowan Stn	12.81	4carS	4	5 ' 30 "	22	0	34.9	4carS	4	5 ' 30 "	22	0	34.9	4carS	4	5 ' 30 "	22	0	34.9	4carS	4	5 ' 30 "	22	0	34.9	4carS	4	5 ' 30 "	22	0	34.9	550a	605a	120a	135a
Sunday	05-Sep-10	Sunday morning					Sunday afternoon					Sunday early evening					Sunday late evening																		
3 Kennedy Stn – McCowan Stn	12.81	4carS	4	5 ' 30 "	22	0	34.9	4carS	4	5 ' 30 "	22	0	34.9	4carS	4	5 ' 30 "	22	0	34.9	4carS	4	5 ' 30 "	22	0	34.9	4carS	4	5 ' 30 "	22	0	34.9	855a	907a	120a	135a
4 SHEPPARD SUBWAY U	WILSub																																		
Monday to Friday	25-Nov-02	Monday-Friday morning peak period					Monday-Friday midday					Monday-Friday afternoon peak period					Monday-Friday early evening					Monday-Friday late evening													
4 Sheppard-Yonge Stn – Don Mills Stn	10.94	4carT	4	5 ' 30 "	22	0	29.8	4carT	4	5 ' 30 "	22	0	29.8	4carT	4	5 ' 30 "	22	0	29.8	4carT	4	5 ' 30 "	22	0	29.8	4carT	4	5 ' 30 "	22	0	29.8	531a	542a	225a	214a
Saturday	30-Nov-02	Saturday early morning					Saturday morning					Saturday afternoon					Saturday early evening					Saturday late evening													
4 Sheppard-Yonge Stn – Don Mills Stn	10.94	4carT	4	5 ' 30 "	22	0	29.8	4carT	4	5 ' 30 "	22	0	29.8	4carT	4	5 ' 30 "	22	0	29.8	4carT	4	5 ' 30 "	22	0	29.8	4carT	4	5 ' 30 "	22	0	29.8	547a	558a	225a	214a
Sunday	24-Nov-02	Sunday morning					Sunday afternoon					Sunday early evening					Sunday late evening																		
4 Sheppard-Yonge Stn – Don Mills Stn	10.94	4carT	4	5 ' 30 "	22	0	29.8	4carT	4	5 ' 30 "	22	0	29.8	4carT	4	5 ' 30 "	22	0	29.8	4carT	4	5 ' 30 "	22	0	29.8	4carT	4	5 ' 30 "	22	0	29.8	849a	900a	225a	214a

**SERVICE SUMMARY**

January 2 to March 26, 2011

Route	RT dist (km) and date of last change	No. of Veh	No. of Veh	Service interval	Run time (min)	Term time (min)	Avg spd (km/h)	No. of Veh	No. of Veh	Service interval	Run time (min)	Term time (min)	Avg spd (km/h)	No. of Veh	No. of Veh	Service interval	Run time (min)	Term time (min)	Avg spd (km/h)	No. of Veh	No. of Veh	Service interval	Run time (min)	Term time (min)	Avg spd (km/h)	First dep NB or WB	First dep SB or EB	Last dep NB or WB	Last dep SB or EB																
1 YONGE-UNIVERSITY-SPADINA SUBWAY U		W/ISub/Egl/ M/D/WII		Temporary late evening closure for tunnel liner replacement, Sunday to Friday. Trains replaced by buses north of Eglinton Station after approximately 12:30 a.m.																																									
Monday to Friday		07-Sep-10		Monday-Friday morning peak period							Monday-Friday midday							Monday-Friday afternoon peak period							Monday-Friday early evening							Monday-Friday late evening													
1 Finch Stn – Downsview Stn	60.45	6carHT	25	4 ' 42 "	118	0	30.9	6carHT	29	4 ' 04 "	118	0	30.7	6carHT	47	2 ' 31 "	118	0	30.7	6carHT	27	4 ' 15 "	115	0	31.6	6carHT	23	4 ' 52 "	112	0	32.4	603a	540a	1141p	1215a										
1 Finch Stn – St Clair West Stn	45.06	6carHT	19	4 ' 42 "	89	0	30.3																																						
Gap Trains		6carHT	3	Gap Trains																																									
1 Eglinton Stn – Downsview Stn	43.46																			6carHT	18	4 ' 52 "	88	0	29.8												118a	128a							
1 Eglinton Stn – Finch Stn replacement bus	22.49																			LF	18	3 ' 00 "	54	0	25.0													1213a	1208a	210a	150a				
	Combined/Average				47		2 ' 21 "				29		4 ' 04 "				48		2 ' 31 "						27		4 ' 15 "																		
Saturday		06-Sep-08		Saturday early morning							Saturday morning							Saturday afternoon							Saturday early evening							Saturday late evening													
1 Finch Stn – Downsview Stn	60.45	6carHT	23	4 ' 52 "	112	0	32.4	6carHT	28	4 ' 03 "	113	0	32.0	6carHT	28	4 ' 03 "	113	0	32.0	6carHT	23	4 ' 52 "	112	0	32.4	6carHT	23	4 ' 52 "	112	0	32.4	600a	557a	118a	116a										
Sunday		15-Feb-09		Sunday morning							Sunday afternoon							Sunday early evening							Sunday late evening																				
1 Finch Stn – Downsview Stn	60.45							6carHT	23	4 ' 52 "	112	0	32.4	6carHT	23	4 ' 52 "	112	0	32.4	6carHT	23	4 ' 52 "	112	0	32.4	6carHT	23	4 ' 52 "	112	0	32.4	900a	857a	1141p	1215a										
1 Eglinton Stn – Downsview Stn	43.46																			6carHT	18	4 ' 52 "	88	0	29.8															118a	128a				
1 Eglinton Stn – Finch Stn replacement bus	22.49																			LF	12	4 ' 30 "	54	0	25.0																	1213a	1208a	210a	150a
																																											Finch to Downsview is SB; Downsview to Finch is NB		
320 YONGE U		Egl/M/D /WII		Monday-Friday overnight 130a-330a														Monday-Friday overnight 330a-600a																											
Overnight, Monday to Friday		07-Sep-10		Monday-Friday overnight 130a-330a							Monday-Friday overnight 330a-600a							Monday-Friday overnight 130a-330a							Monday-Friday overnight 330a-600a																				
320 Queens Quay – Steeles	35.97	LF	13	7 ' 00 "	91	0	23.7	LF	6	15 ' 00 "	90	0	24.0																																
320A Queens Quay – York Mills Stn	23.77	LF	9	7 ' 00 "	63	0	22.6																																						
			22	3 ' 30 "							6	15 ' 00 "																																	
																																													Additional service operates 500a to 600a
Overnight, Saturday		11-Sep-10		Saturday overnight 130a-330a							Saturday overnight 330a-600a							Saturday overnight 130a-330a							Saturday overnight 330a-600a																				
320 Queens Quay – Steeles	35.97	LF	10.5	8 ' 40 "	91	0	23.7	LF	6	15 ' 00 "	90	0	24.0																																
320A Queens Quay – York Mills Stn	23.99	LF	7.5	8 ' 40 "	64	1	22.5																																						
			18	4 ' 20 "							6	15 ' 00 "																																	
																																													Additional service operates 500a to 600a
Overnight, Sunday		05-Sep-10		Sunday overnight 130a-330a							Sunday overnight 330a-600a							Sunday morning 600a-900a																											
320 Queens Quay – Steeles	35.97	LF	6	15 ' 00 "	90	0	24.0	LF	6	15 ' 00 "	90	0	24.0	LF	1	12 ' 00 "	91	0	23.7																										
320A Queens Quay – York Mills Stn	23.99													LF	16	4 ' 00 "	64	0	22.5																										
			6	15 ' 00 "							6	15 ' 00 "																																	
																																													Every 3rd bus operates as a 320 to Steeles



SERVICE SUMMARY

January 2 to March 26, 2011

Route	RT dist (km) and date of last change	No. of Veh	Service interval	Run time (min)	Term time (min)	Avg spd (km/h)	No. of Veh	Service interval	Run time (min)	Term time (min)	Avg spd (km/h)	No. of Veh	Service interval	Run time (min)	Term time (min)	Avg spd (km/h)	No. of Veh	Service interval	Run time (min)	Term time (min)	Avg spd (km/h)	No. of Veh	Service interval	Run time (min)	Term time (min)	Avg spd (km/h)	First dep NB or WB	First dep SB or EB	Last dep NB or WB	Last dep SB or EB					
STREETCAR SERVICES																																			
511 BATHURST	Ron																																		
Monday to Friday	03-Jan-11	Monday-Friday morning peak period						Monday-Friday midday					Monday-Friday afternoon peak period					Monday-Friday early evening					Monday-Friday late evening												
511 Bathurst Stn – Exhibition	9.41	CLR	10	5'00"	46	4	12.3	CLR	10	5'00"	48	2	11.8	CLR	10	5'30"	48	7	11.8	CLR	6	7'30"	44	1	12.8	CLR	4	10'00"	40	0	14.1	520a	520a	130a	130a
Saturday	11-Sep-10	Saturday early morning						Saturday morning					Saturday afternoon					Saturday early evening					Saturday late evening												
511 Bathurst Stn – Exhibition	9.41	CLR	7	6'00"	42	0	13.4	CLR	8	6'15"	46	4	12.3	CLR	8	6'15"	46	4	12.3	CLR	7	7'00"	43	6	13.1	CLR	5	8'00"	40	0	14.1	523a	501a	132a	128a
Sunday	05-Sep-10	Sunday morning						Sunday afternoon					Sunday early evening					Sunday late evening																	
511 Bathurst Stn – Exhibition	9.41	CLR 5 9'30" 45 3 12.5						CLR 6 8'20" 45 5 12.5					CLR 4 10'00" 40 0 14.1					CLR 4 10'00" 40 0 14.1					850a	828a	130a	130a									
Overnight service on Bathurst Street provided by 310 BATHURST																																			
<hr/>																																			
506 CARLTON	Ron/Rus																																		
Monday to Friday	03-Jan-11	Monday-Friday morning peak period						Monday-Friday midday					Monday-Friday afternoon peak period					Monday-Friday early evening					Monday-Friday late evening												
506 High Park – Main Street Stn	29.63	CLR	32	3'45"	117	3	15.2	CLR	24	5'00"	120	0	14.8	CLR	27	4'40"	123	3	14.5	CLR	15	8'00"	117	3	15.2	CLR	11	10'00"	106	4	16.8	530a	515a	1207a	100a
Saturday	08-Jan-11	Saturday early morning						Saturday morning					Saturday afternoon					Saturday early evening					Saturday late evening												
506 High Park – Main Street Stn	29.63	CLR	14	7'09"	100	0	17.8	CLR	18	6'15"	110	3	16.2	CLR	21	6'00"	123	3	14.5	CLR	13	8'30"	110	0	16.1	CLR	11	10'00"	106	4	16.8	543a	518a	1207a	100a
Sunday	02-Jan-11	Sunday early morning						Sunday morning					Sunday afternoon					Sunday early evening					Sunday late evening												
506 High Park – Main Street Stn	29.63	CLR	9	10'00"	90	0	19.8	CLR	14	7'00"	95	3	18.7	CLR	18	6'30"	115	2	15.5	CLR	10	11'00"	110	0	16.2	CLR	9	11'00"	99	0	18.0	530a	533a	1207a	1256a
<hr/>																																			
306 CARLTON	Ron/Rus																																		
Overnight, 7 days a week	25-Nov-07	Monday-Friday overnight						Saturday overnight					Sunday overnight																						
306 Dundas West Stn – Main Street Stn	29.63	CLR	3	30'00"	90	0	19.8	CLR	3	30'00"	90	0	19.8	CLR	3	30'00"	90	0	19.8																
<hr/>																																			
502 DOWNTOWNER and KINGSTON RD	503	Rus																																	
Monday to Friday	07-Sep-10	Monday-Friday morning peak period						Monday-Friday midday					Monday-Friday afternoon peak period																						
502 McCaul – Victoria Park	18.76	CLR	7	12'00"	84	0	13.4	CLR	4	20'00"	80	0	14.1	CLR	6	15'00"	84	6	13.4																
503 York – Victoria Park	17.94	CLR	6	12'00"	72	0	15.0						CLR	5	15'00"	72	3	15.0																	
Combined/Average		13 6'00"						4 20'00"					11 7'30"																						
Evening and weekend service on Kingston Road provided by 22 COXWELL. Overnight service on Kingston Road provided by 322 COXWELL.																																			
<hr/>																																			
505 DUNDAS	Ron/Rus																																		
Monday to Friday	03-Jan-11	Monday-Friday morning peak period						Monday-Friday midday					Monday-Friday afternoon peak period					Monday-Friday early evening					Monday-Friday late evening												
505 Dundas West Stn – Broadview Stn	21.47	CLR	18	5'30"	94	5	13.7	CLR	19	5'30"	96	9	13.4	CLR	19	5'40"	100	8	12.9	CLR	11	8'00"	83	5	15.5	CLR	6	14'00"	78	6	16.5	520a	520a	1252a	1249a
Saturday	08-Jan-11	Saturday early morning						Saturday morning					Saturday afternoon					Saturday early evening					Saturday late evening												
505 Dundas West Stn – Broadview Stn	21.47	CLR	9	10'00"	84	6	15.3	CLR	18	6'00"	104	4	12.4	CLR	24	4'45"	105	9	12.3	CLR	8	12'00"	91	5	14.2	CLR	6	14'00"	78	6	16.5	527a	536a	1251a	1251a
Sunday	02-Jan-11	Sunday early morning						Sunday morning					Sunday afternoon					Sunday early evening					Sunday late evening												
505 Dundas West Stn – Broadview Stn	21.47	CLR	4	20'00"	80	0	16.1	CLR	12	8'00"	92	4	14.0	CLR	18	5'40"	94	8	13.7	CLR	8	12'00"	91	5	14.2	CLR	6	14'00"	78	6	16.5	530a	530a	1246a	1249a



SERVICE SUMMARY

January 2 to March 26, 2011

Route	RT dist (km) and date of last change	No. of					No. of					No. of					No. of					First dep NB or WB	First dep SB or EB	Last dep NB or WB	Last dep SB or EB																																		
		Veh type	Veh	Service interval	Run time (min)	Term time (min)	Avg spd (km/h)	Veh type	Veh	Service interval	Run time (min)	Term time (min)	Avg spd (km/h)	Veh type	Veh	Service interval	Run time (min)	Term time (min)	Avg spd (km/h)	Veh type	Veh					Service interval	Run time (min)	Term time (min)	Avg spd (km/h)																														
509 HARBOURFRONT	Ron																																																										
Monday to Friday	03-Jan-11	Monday-Friday morning peak period					Monday-Friday midday					Monday-Friday afternoon peak period					Monday-Friday early evening					Monday-Friday late evening																																					
509 Exhibition – Union Station	9.30	CLRV	6	6'00"	34	2	16.4	CLRV	5	7'15"	32	4	17.4	CLRV	7	5'30"	34	5	16.4	CLRV	5	7'15"	32	5	17.6	CLRV	3	10'00"	30	0	18.6	603a	548a	115a	100a																								
Saturday	11-Sep-10	Saturday early morning					Saturday morning					Saturday afternoon					Saturday early evening					Saturday late evening																																					
509 Exhibition – Union Station	9.30	CLRV	2	17'00"	32	2	17.4	CLRV	4	9'00"	32	4	17.4	CLRV	4	10'00"	34	6	16.4	CLRV	3	12'00"	32	4	17.4	CLRV	2	15'00"	30	0	18.6	610a	555a	115a	100a																								
Sunday	05-Sep-10	Sunday morning					Sunday afternoon					Sunday early evening					Sunday late evening																																										
509 Exhibition – Union Station	9.30							CLRV	3	12'00"	32	4	17.4	CLRV	4	10'00"	34	6	16.4	CLRV	2	17'00"	32	2	17.4	CLRV	2	15'00"	30	0	18.6	901a	845a	115a	100a																								
504 KING	Ron/Rus																																																										
Monday to Friday	03-Jan-11	Monday-Friday morning peak period					Monday-Friday midday					Monday-Friday afternoon peak period					Monday-Friday early evening					Monday-Friday late evening																																					
504 Dundas West Stn–Broadview Stn	25.62	CLRV	29	4'00"	108	8	14.2	CLRV	25	4'20"	102	7	15.1	CLRV	37	3'20"	116	8	13.3	CLRV	19	5'30"	97	8	15.8	CLRV	13	7'30"	90	8	17.1	500a	457a	205a	205a																								
504 Dundas West Stn–Broadview Stn	25.62	ALRV	7	trips																																																							
504 Dundas West Stn–Broadview Stn	25.62	CLRV	9	trips																																																							
Combined/Average		45																																																									
See also 508 LAKE SHORE																																																											
Saturday	08-Jan-11	Saturday early morning					Saturday morning					Saturday afternoon					Saturday early evening					Saturday late evening																																					
504 Dundas West Stn–Broadview Stn	25.62	CLRV	10	10'00"	95	5	16.2	CLRV	13	8'20"	99	9	15.5	CLRV	17	6'15"	99	7	15.5	CLRV	12	8'00"	88	8	17.5	CLRV	10	9'30"	88	7	17.5	500a	455a	230a	250a																								
Sunday	21-Nov-10	Sunday early morning					Sunday morning					Sunday afternoon					Sunday early evening					Sunday late evening																																					
504 Dundas West Stn–Broadview Stn	25.62	CLRV	9	10'00"	90	0	17.1	CLRV	15	7'00"	97	8	15.8	CLRV	17	6'15"	97	9	15.8	CLRV	10	9'30"	88	7	17.5	CLRV	9	10'00"	88	2	17.5	520a	520a	220a	215a																								
Overnight service on Roncesvalles Avenue provided by 313 JANE and overnight service on Broadview Avenue provided by 303 DON MILLS																																																											
503 KINGSTON RD	Mat																																																										
503 York – Victoria Park		See 502 DOWNTOWNER																																																									
508 LAKE SHORE	Ron																																																										
Monday to Friday	03-Jan-11	Monday-Friday morning peak period					Monday-Friday afternoon peak period																																																				
508 Long Branch – Parliament	18.80	CLRV	3	Three EB trips																																																							
508 Church – Long Branch	17.40							CLRV	4	Four WB trips																																																	
501 QUEEN	Ron/Rus																																																										
Monday to Friday	03-Jan-11	Monday-Friday morning peak period					Monday-Friday midday					Monday-Friday afternoon peak period					Monday-Friday early evening					Monday-Friday late evening																																					
501 Long Branch – Neville Park	48.86	ALRV	18	10'20"	180	6	16.3	ALRV	18	11'00"	185	13	15.8	ALRV	18	11'20"	190	14	15.4	ALRV	16	12'00"	185	7	15.8	ALRV	8	20'00"	160	0	18.3	510a	523a	1245a	1245a																								
501 Humber – Neville Park	33.31	ALRV	13	10'20"	130	5	15.4	ALRV	13	11'00"	136	7	14.7	ALRV	13	11'20"	138	10	14.5	ALRV	12	12'00"	136	8	14.7	ALRV	6	20'00"	116	4	17.2	457a	500a	1255a	1257a																								
Combined/Average		31 5'10"																																																									
Saturday	27-Nov-10	Saturday early morning					Saturday morning					Saturday afternoon					Saturday early evening					Saturday late evening																																					
501 Long Branch – Neville Park	48.86	ALRV	11	15'00"	155	10	18.9	ALRV	15	12'30"	176	12	16.7	ALRV	23	8'40"	188	12	15.6	ALRV	14	13'00"	170	12	17.2	ALRV	9.5	18'00"	160	11	18.3	457a	526a	1248a	1229a																								
501 Humber – Neville Park	33.31	ALRV	8	15'00"	110	10	18.2	ALRV	11	12'30"	126	11	15.8	ALRV	17	8'40"	136	12	14.7	ALRV	10	13'00"	122	8	16.4	ALRV	6.5	18'00"	115	2	17.4	521a	500a	1257a	100a																								
Combined/Average		19 7'30"																																																									
Sunday	21-Nov-10	Sunday early morning					Sunday morning					Sunday afternoon					Sunday early evening					Sunday late evening																																					
501 Long Branch – Neville Park	48.86	ALRV	8	20'00"	156	4	18.8	ALRV	11	16'00"	166	10	17.7	ALRV	17	11'00"	174	13	16.8	ALRV	10	18'00"	170	10	17.2	ALRV	9	19'00"	158	13	18.6	457a	526a	1242a	1239a																								
501 Humber – Neville Park	33.31	ALRV	6	20'00"	110	10	18.2	ALRV	8	16'00"	120	8	16.7	ALRV	12	11'00"	126	6	15.9	ALRV	7	18'00"	122	4	16.4	ALRV	6	19'00"	112	2	17.8	525a	505a	1251a	1252a																								
Combined/Average		14 10'00"																																																									
301 QUEEN	Ron/Rus																																																										
Overnight	21-Nov-10	Monday-Friday overnight					Saturday overnight					Sunday overnight																																															
501 Long Branch – Neville Park	48.86	ALRV	5	30'00"	140	10	20.9	ALRV	5	30'00"	140	10	20.9	ALRV	5	30'00"	140	10	20.9																																								



SERVICE SUMMARY

January 2 to March 26, 2011

Route	RT dist (km) and date of last change	No. of					No. of					No. of					No. of					First dep NB or WB	First dep SB or EB	Last dep NB or WB	Last dep SB or EB																											
		Veh type	Veh	Service interval	Run time (min)	Term time (min)	Avg spd (km/h)	Veh type	Veh	Service interval	Run time (min)	Term time (min)	Avg spd (km/h)	Veh type	Veh	Service interval	Run time (min)	Term time (min)	Avg spd (km/h)	Veh type	Veh					Service interval	Run time (min)	Term time (min)	Avg spd (km/h)																							
512 ST CLAIR		Ron																																																		
Monday to Friday		12-Oct-10 Monday-Friday morning peak period					Monday-Friday midday					Monday-Friday afternoon peak period					Monday-Friday early evening					Monday-Friday late evening																														
512 Keele – St Clair Stn		13.99	CLRV	22	2' 55"	56	9	15.1	CLRV	11	6' 00"	56	10	15.0	CLRV	19	3' 30"	58	9	14.5	CLRV	10	6' 00"	56	4	15.0	CLRV	6	9' 00"	52	2	16.1	510a	500a	200a	150a																
Saturday		08-Jan-11																																																		
512 Keele – St Clair Stn		13.99	CLRV	6	8' 40"	50	2	16.8	CLRV	13	4' 40"	56	5	15.0	CLRV	16	4' 00"	58	6	14.5	CLRV	8	7' 00"	54	2	15.5	CLRV	6	9' 00"	52	2	16.1	511a	500a	201a	150a																
Sunday		02-Jan-11																																																		
512 Keele – St Clair Stn		13.99	CLRV	5	10' 00"	48	2	17.5	CLRV	8	7' 30"	56	4	15.0	CLRV	12	5' 15"	58	5	14.5	CLRV	7	8' 00"	54	2	15.5	CLRV	6	9' 00"	52	2	16.1	520a	457a	201a	151a																
312 ST CLAIR U		Arw																																																		
Overnight, 7 days a week		20-Jun-10 Monday-Friday overnight					Saturday overnight					Sunday overnight																																								
312 Jane Stn – St Clair Stn		21.71	LF	2	30' 00"	60	0	21.7	LF	2	30' 00"	60	0	21.7	LF	2	30' 00"	60	0	21.7																																
510 SPADINA		Rus																																																		
Monday to Friday		07-Sep-10 Monday-Friday morning peak period					Monday-Friday midday					Monday-Friday afternoon peak period					Monday-Friday early evening					Monday-Friday late evening																														
510 Spadina Stn – Queens Quay		8.06	Operates earlier and later trips to Queens Quay and Spadina																																																	
510 Spadina Stn – Union Stn		12.33	CLRV	7	7' 30"	50	2	14.1	CLRV	9	5' 40"	51	0	14.5	CLRV	9	6' 00"	54	0	13.7	CLRV	9	6' 00"	54	0	13.7	CLRV	8	6' 00"	45	3	15.4	515a	500a	616a	600a																
510 Spadina Stn – King		6.31	CLRV	8	3' 45"	28	2	12.6	CLRV	12	2' 50"	28	6	11.1	CLRV	12	3' 00"	31	5	10.5	CLRV	12	3' 00"	31	5	10.5				600a	615a	145a	120a																			
Combined/Average			15 2' 30"					21 1' 53"					21 2' 00"					21 2' 00"					8 6' 00"																													
			Every 3rd car operates to Union Stn																																																	
Saturday		11-Sep-10																																																		
510 Spadina Stn – Queens Quay		8.06	Operates earlier and later trips to Queens Quay and Spadina																																																	
510 Spadina Stn – Union Stn		12.33	CLRV	7	6' 17"	44	0	16.8	CLRV	11	5' 00"	52	3	13.5	CLRV	9	6' 00"	54	0	13.7	CLRV	10	5' 00"	50	0	14.8	CLRV	8	6' 00"	44	4	15.4	615a	600a	145a	120a																
510 Spadina Stn – King		6.31																																																		
Combined/Average			7 6' 17"					17 2' 30"					21 2' 00"					16 2' 30"					8 6' 00"																													
			Every 3rd car operates to Union Stn																																																	
Sunday		05-Sep-10																																																		
510 Spadina Stn – Queens Quay		8.06	Operates earlier and later trips to Queens Quay and Spadina																																																	
510 Spadina Stn – Union Stn		12.33	CLRV	3	15' 00"	44	1	16.4	CLRV	8	6' 30"	50	2	14.2	CLRV	8	6' 30"	50	2	14.2	CLRV	8	6' 00"	44	4	15.4	CLRV	8	6' 00"	44	4	15.4	610a	545a	145a	120a																
510 Spadina Stn – King		6.31																																																		
Combined/Average			3 15' 00"					18 2' 10"					18 2' 10"					8 6' 00"					8 6' 00"																													
			Every 3rd car operates to Union Stn																																																	
535 STANDBY CARS		Ron/Rus																																																		
Monday to Friday		07-Sep-10					Monday-Friday afternoon peak period					Monday-Friday early evening																																								
Standby cars																																																				



SERVICE SUMMARY

January 2 to March 26, 2011

Table with 28 columns: Route, RT dist (km) and date of last change, Veh type, No. of Veh, Service interval, Run time (min), Term time (min), Avg spd (km/h), No. of Veh, Service interval, Run time (min), Term time (min), Avg spd (km/h), Veh type, No. of Veh, Service interval, Run time (min), Term time (min), Avg spd (km/h), Veh type, No. of Veh, Service interval, Run time (min), Term time (min), Avg spd (km/h), Veh type, No. of Veh, Service interval, Run time (min), Term time (min), Avg spd (km/h), First dep NB or WB, First dep SB or EB, Last dep NB or WB, Last dep SB or EB.

ALL SERVICES

Table for 192 AIRPORT ROCKET U service. Includes rows for Monday to Friday, Saturday, and Sunday with details on routes, times, and speeds.

Overnight service to Pearson Airport provided by 300A BLOOR-DANFORTH

Table for 117 ALNESS U service. Includes rows for Monday to Friday with details on routes, times, and speeds.

Operates WB via busway, NB via Alness in the AM peak and Midday. Operates SB via Alness and EB via busway in the PM peak.

Table for 99 ARROW RD U service. Includes rows for Monday to Friday, Saturday, and Sunday with details on routes, times, and speeds.

Table for 5 AVENUE RD U service. Includes rows for Monday to Friday with details on routes, times, and speeds.

Table for Saturday service for 5 AVENUE RD U. Includes details on routes, times, and speeds.

Table for Sunday service for 5 AVENUE RD U. Includes details on routes, times, and speeds.



SERVICE SUMMARY

January 2 to March 26, 2011

Route	RT dist (km) and date of last change	Monday-Friday morning peak period						Monday-Friday midday						Monday-Friday afternoon peak period						Monday-Friday early evening						Monday-Friday late evening						First dep NB or WB	First dep SB or EB	Last dep NB or WB	Last dep SB or EB																		
		Veh type	No. of Veh	Service interval	Run time (min)	Term time (min)	Avg spd (km/h)	Veh type	No. of Veh	Service interval	Run time (min)	Term time (min)	Avg spd (km/h)	Veh type	No. of Veh	Service interval	Run time (min)	Term time (min)	Avg spd (km/h)	Veh type	No. of Veh	Service interval	Run time (min)	Term time (min)	Avg spd (km/h)	Veh type	No. of Veh	Service interval	Run time (min)	Term time (min)	Avg spd (km/h)																						
61 AVENUE RD NORTH U	Wii																																																				
Monday to Friday	07-Sep-10	Monday-Friday morning peak period						Monday-Friday midday						Monday-Friday afternoon peak period						Monday-Friday early evening						Monday-Friday late evening																											
61A Eglinton Stn – Highway 401	10.85	LF	4	12'00"	44	4	14.8	LF	3	15'00"	40	5	16.3	LF	4	12'00"	44	4	14.8	LF	2	20'00"	40	0	16.3	LF	1.5	30'00"	35	5	18.6	552a	526a	120a	107a																		
Saturday	29-Nov-08	Saturday early morning						Saturday morning						Saturday afternoon						Saturday early evening						Saturday late evening																											
61A Eglinton Stn – Highway 401	10.85	LF	1.5	30'00"	35	5	18.4	LF	2	20'00"	40	0	16.3	LF	2	20'00"	40	0	16.3	LF	1.5	30'00"	35	5	18.6	LF	1.5	30'00"	35	5	18.6	540a	558a	100a	1247a																		
		Alternates trips with 51 LESLIE																																																			
Sunday	23-Nov-08	Sunday morning						Sunday afternoon						Sunday early evening						Sunday late evening																																	
61A Eglinton Stn – Highway 401	10.85							LF	2	20'00"	40	0	16.3	LF	2	20'00"	40	0	16.3	LF	1.5	30'00"	35	5	18.6	LF	1.5	30'00"	35	5	18.6	805a	748a	100a	1247a																		
		Alternates trips with 51 LESLIE																																																			
511 BATHURST	Ron																																																				
Monday to Friday	03-Jan-11	Monday-Friday morning peak period						Monday-Friday midday						Monday-Friday afternoon peak period						Monday-Friday early evening						Monday-Friday late evening																											
511 Bathurst Stn – Exhibition	9.41	CLRV	10	5'00"	46	4	12.3	CLRV	10	5'00"	48	2	11.8	CLRV	10	5'30"	48	7	11.8	CLRV	6	7'30"	44	1	12.8	CLRV	4	10'00"	40	0	14.1	520a	520a	130a	130a																		
Saturday	11-Sep-10	Saturday early morning						Saturday morning						Saturday afternoon						Saturday early evening						Saturday late evening																											
511 Bathurst Stn – Exhibition	9.41	CLRV	7	6'00"	42	0	13.4	CLRV	8	6'15"	46	4	12.3	CLRV	8	6'15"	46	4	12.3	CLRV	7	7'00"	43	6	13.1	CLRV	5	8'00"	40	0	14.1	523a	501a	132a	128a																		
Sunday	05-Sep-10	Sunday morning						Sunday afternoon						Sunday early evening						Sunday late evening																																	
511 Bathurst Stn – Exhibition	9.41							CLRV	5	9'30"	45	3	12.5	CLRV	6	8'20"	45	5	12.5	CLRV	4	10'00"	40	0	14.1	CLRV	4	10'00"	40	0	14.1	850a	828a	130a	130a																		
		Overnight service on Bathurst Street provided by 310 BATHURST																																																			
7 BATHURST U	Wii																																																				
Monday to Friday	21-Jun-10	Monday-Friday morning peak period						Monday-Friday midday						Monday-Friday afternoon peak period						Monday-Friday early evening						Monday-Friday late evening																											
7 Bathurst Stn – Steeles	29.74	LF	20	5'30"	108	2	16.5	LF	16	6'30"	102	2	17.5	LF	17	6'40"	108	5	16.5	LF	11	7'30"	80	3	22.3	LF	6	12'30"	75	0	23.8	527a	440a	140a	1255a																		
Saturday	26-Jun-10	Saturday early morning						Saturday morning						Saturday afternoon						Saturday early evening						Saturday late evening																											
7 Bathurst Stn – Steeles	29.74	LF	8	10'00"	80	0	22.3	LF	11	8'30"	90	4	19.8	LF	15	6'15"	90	4	19.8	LF	9	9'00"	81	0	22.0	LF	6	12'30"	75	0	23.8	518a	440a	134a	1250a																		
Sunday	21-Jun-10	Sunday morning						Sunday afternoon						Sunday early evening						Sunday late evening																																	
7 Bathurst Stn – Steeles	29.74							LF	10	9'00"	88	2	20.3	LF	14	6'30"	88	3	20.3	LF	9	9'00"	80	1	22.3	LF	6	12'00"	72	0	24.8	900a	810a	134a	1252a																		
310 BATHURST U	Wii																																																				
Overnight, 7 days a week	03-Jan-10	Monday-Friday overnight						Saturday overnight						Sunday overnight																																							
310 Exhibition – Steeles	38.79	LF	3	30'00"	90	0	25.9	LF	3	30'00"	90	0	25.9	LF	3	30'00"	90	0	25.9																																		
160 BATHURST NORTH U	Wii	Service outside Toronto north of Steeles Avenue is provided under contract to York Region																																																			
Monday to Friday	21-Jun-10	Monday-Friday morning peak period						Monday-Friday midday						Monday-Friday afternoon peak period						Monday-Friday early evening																																	
160 Wilson Stn – Centre St	22.58	LF	4	20'00"	77	3	17.6	LF	3	25'00"	72	3	18.8	LF	4	21'00"	84	0	16.1	LF	3	30'00"	71	19	19.1													523a	603a	930p	1006p												
Saturday	26-Jun-10	Saturday early morning						Saturday morning						Saturday afternoon						Saturday early evening																																	
160 Wilson Stn – Centre St	22.58	LF	3	24'00"	69	3	19.6	LF	3	24'00"	69	3	19.6	LF	3	24'00"	69	3	19.6													515a	557a	600p	618p																		
160A Wilson Stn – Steeles	16.87																			LF	1	40'00"	40	0	25.3													624p	645p	925p	945p												
Sunday	20-Jun-10	Sunday morning						Sunday afternoon						Sunday early evening																																							
160 Wilson Stn – Centre St	22.58																			LF	3	24'00"	69	3	19.6	LF	3	24'00"	69	3	19.6													803a	845a	705p	720p						
160A Wilson Stn – Steeles	16.87																															LF	1	40'00"	40	0	25.3													725p	745p	925p	945p



SERVICE SUMMARY

January 2 to March 26, 2011

Route	RT dist (km) and date of last change	Monday-Friday morning peak period					Monday-Friday midday					Monday-Friday afternoon peak period					Monday-Friday early evening					Monday-Friday late evening					First dep NB or WB	First dep SB or EB	Last dep NB or WB	Last dep SB or EB								
		Veh type	No. of Veh	Service interval	Run time (min)	Term time (min)	Avg spd (km/h)	Veh type	No. of Veh	Service interval	Run time (min)	Term time (min)	Avg spd (km/h)	Veh type	No. of Veh	Service interval	Run time (min)	Term time (min)	Avg spd (km/h)	Veh type	No. of Veh	Service interval	Run time (min)	Term time (min)	Avg spd (km/h)	Veh type					No. of Veh	Service interval	Run time (min)	Term time (min)	Avg spd (km/h)			
6 BAY U	MID																																					
January 2 to February 12, 2011																																						
Monday to Friday	07-Sep-10	Monday-Friday morning peak period					Monday-Friday midday					Monday-Friday afternoon peak period					Monday-Friday early evening					Monday-Friday late evening																
6 Dupont – Queens Quay & Jarvis via Ferry Docks	11.49	LF	9	6 ' 30 "	55	4	12.5	LF	5	12 ' 00 "	60	0	11.5	LF	6	10 ' 30 "	60	3	11.5	LF	3	17 ' 00 "	51	0	13.5	LF	2	24 ' 00 "	48	0	14.4	535a	508a	119a	1255a			
6A Bloor (Davenport/Yonge) – Queens Quay & Yonge	10.61													LF	5	10 ' 30 "	48	5	13.3														326p	258p	615p	546p		
6B Bloor (Davenport/Yonge) – Dundas	4.36	LF	4	6 ' 30 "	25	1	10.5																										743a	730a	914a	901a		
Combined/Average			13	3 ' 15 "					5	12 ' 00 "					11	5 ' 15 "					3	17 ' 00 "					2	24 ' 00 "										
Saturday	26-Jun-10	Saturday early morning					Saturday morning					Saturday afternoon					Saturday early evening					Saturday late evening																
6 Dupont – Queens Quay & Jarvis via Ferry Docks	11.49	LF	2	30 ' 00 "	60	0	11.5	LF	4	15 ' 00 "	60	0	11.5	LF	4	15 ' 00 "	60	0	11.5	LF	3	17 ' 00 "	50	1	13.8	LF	2	24 ' 00 "	48	0	14.4	530a	507a	119a	1255a			
Sunday	20-Jun-10	Sunday early morning					Sunday morning					Sunday afternoon					Sunday early evening					Sunday late evening																
6 Dupont – Queens Quay & Jarvis via Ferry Docks	11.49	LF	2	30 ' 00 "	60	0	11.5	LF	4	15 ' 00 "	60	0	11.5	LF	4	15 ' 00 "	60	0	11.5	LF	3	17 ' 00 "	50	1	13.8	LF	2	24 ' 00 "	48	0	14.4	530a	507a	119a	1255a			
February 13 to March 26, 2011																																						
Temporary change until 2013, due to TTC construction at Union Station requiring lane closures in the Front and Bay area.																																						
Monday to Friday	14-Feb-11	Monday-Friday morning peak period					Monday-Friday midday					Monday-Friday afternoon peak period					Monday-Friday early evening					Monday-Friday late evening																
6 Dupont – Queens Quay & Jarvis via Ferry Docks	11.49	LF	10	6 ' 30 "	61	4	11.3	LF	6	12 ' 00 "	70	2	9.8	LF	8	9 ' 00 "	70	2	9.8	LF	3	17 ' 00 "	51	0	13.5	LF	2	24 ' 00 "	48	0	14.4	535a	508a	119a	1255a			
6B Bloor (Davenport/Yonge) – Dundas	4.36	LF	4	6 ' 30 "	25	1	10.5							LF	3	9 ' 00 "	27	0	9.7															743a	730a	914a	901a	
Combined/Average			14	3 ' 15 "					6	12 ' 00 "					11	4 ' 30 "					3	17 ' 00 "					2	24 ' 00 "							310p	257p	610p	557p
Saturday	19-Feb-11	Saturday early morning					Saturday morning					Saturday afternoon					Saturday early evening					Saturday late evening																
6 Dupont – Queens Quay & Jarvis via Ferry Docks	11.49	LF	2	30 ' 00 "	60	0	11.5	LF	5	15 ' 00 "	70	5	9.8	LF	5	15 ' 00 "	70	5	9.8	LF	3	17 ' 00 "	50	1	13.8	LF	2	24 ' 00 "	48	0	14.4	530a	507a	119a	1255a			
Sunday	13-Feb-11	Sunday early morning					Sunday morning					Sunday afternoon					Sunday early evening					Sunday late evening																
6 Dupont – Queens Quay & Jarvis via Ferry Docks	11.49	LF	2	30 ' 00 "	60	0	11.5	LF	5	15 ' 00 "	70	5	9.8	LF	5	15 ' 00 "	70	5	9.8	LF	3	17 ' 00 "	50	1	13.8	LF	2	24 ' 00 "	48	0	14.4	530a	507a	119a	1255a			



SERVICE SUMMARY

January 2 to March 26, 2011

Route	RT dist (km) and date of last change	Veh type	No. of Veh	Service interval	Run time (min)	Term time (min)	Avg spd (km/h)	Veh type	No. of Veh	Service interval	Run time (min)	Term time (min)	Avg spd (km/h)	Veh type	No. of Veh	Service interval	Run time (min)	Term time (min)	Avg spd (km/h)	Veh type	No. of Veh	Service interval	Run time (min)	Term time (min)	Avg spd (km/h)	Veh type	No. of Veh	Service interval	Run time (min)	Term time (min)	Avg spd (km/h)	First dep NB or WB	First dep SB or EB	Last dep NB or WB	Last dep SB or EB		
11 BAYVIEW U and 28 DAVISVILLE U	Wll																																				
Monday to Friday	07-Sep-10			Monday-Friday morning peak period				Monday-Friday midday						Monday-Friday afternoon peak period						Monday-Friday early evening							Monday-Friday late evening										
11 Davisville Stn – Steeles via Sunnybrook	28.36	LF	9.5	12 '00 "	112	2	15.2	LF	8	12 '00 "	91	5	18.7	LF	8	13 '00 "	104	0	16.4	LF	3.5	20 '00 "	70	0	24.3	LF	3	30 '00 "	66	24	25.8	518a	600a	109a	104a		
11 Davisville Stn – Steeles via Sunnybrook	28.36		1	Tripper																																	
11C Davisville Stn – Sunnybrook	8.64													LF	1.5	20 '00 "	30	0	17.3	LF	1	30 '00 "	27	3	19.2							729p	747p	1255a	1239a		
28 Davisville Stn – Bayview	4.38	LF	2.5	12 '00 "	28	2	9.4						LF	2	13 '00 "	25	1	10.5														709a	722a	926a	924a		
Combined/Average			13	6 '00 "				8	12 '00 "					10	6 '30 "					5	10 '00 "						4	15 '00 "				352p	341p	615p	617p		
Saturday	08-Jan-11			Saturday early morning				Saturday morning						Saturday afternoon						Saturday early evening						Saturday late evening											
11 Davisville Stn – Steeles via Sunnybrook	28.36	LF	3.5	24 '00 "	77	7	22.1	LF	3.5	24 '00 "	80	4	21.3	LF	3.5	24 '00 "	80	4	21.3	LF	5	16 '00 "	80	0	21.3	LF	3	24 '00 "	66	6	25.8	617a	639a	106a	1251a		
11C Davisville Stn – Sunnybrook	8.64	LF	1.5	24 '00 "	27	9	19.2	LF	1.5	24 '00 "	36	0	14.4	LF	1.5	24 '00 "	36	0	14.4														535a	556a	543p	601p	
28A Davisville Stn – Brick Works	7.55	LF	1	30 '00 "	30	0	15.1	LF	1	30 '00 "	30	0	15.1																				745a	730a	315p	300p	
Combined/Average			5	12 '00 "				6	8 '34 "					6	8 '34 "					5	16 '00 "					3	24 '00 "										
Sunday	23-Nov-08			Sunday early morning				Sunday morning						Sunday afternoon						Sunday early evening						Sunday late evening											
11 Davisville Stn – Steeles via Sunnybrook	28.36							LF	2	35 '00 "	70	0	24.3	LF	3.5	20 '00 "	70	0	24.3	LF	3.5	20 '00 "	70	0	24.3	LF	3	24 '00 "	66	6	25.8	730a	805a	106a	1251a		
11C Davisville Stn – Sunnybrook	8.64	LF	2	15 '00 "	30	0	17.3	LF	1	35 '00 "	30	5	17.3	LF	1.5	20 '00 "	30	0	17.3	LF	1.5	20 '00 "	30	0	17.3									550a	605a	1025p	1000p
Combined/Average			3	17 '30 "				5	10 '00 "					5	10 '00 "					3	24 '00 "					3	24 '00 "										
9 BELLAMY U	Bir																																				
Monday to Friday	07-Sep-10			Monday-Friday morning peak period				Monday-Friday midday						Monday-Friday afternoon peak period						Monday-Friday early evening						Monday-Friday late evening											
9 Warden Stn – Scarborough Centre Stn	26.28	LF	5	15 '00 "	72	3	21.9	LF	3	21 '40 "	65	0	24.3	LF	5	15 '00 "	72	3	21.9	LF	2	30 '00 "	60	0	26.3	LF	2	30 '00 "	60	0	26.3	500a	513a	100a	100a		
Saturday	10-Jan-09			Saturday early morning				Saturday morning						Saturday afternoon						Saturday early evening						Saturday late evening											
9 Warden Stn – Scarborough Centre Stn	26.28	LF	2	30 '00 "	60	0	26.3	LF	2	30 '00 "	60	0	26.3	LF	2	30 '00 "	60	0	26.3	LF	2	30 '00 "	60	0	26.3	LF	2	30 '00 "	60	0	26.3	630a	700a	100a	100a		
Sunday	04-Jan-09							Sunday morning						Sunday afternoon						Sunday early evening						Sunday late evening											
9 Warden Stn – Scarborough Centre Stn	26.28							LF	2	30 '00 "	60	0	26.3	LF	2	30 '00 "	60	0	26.3	LF	2	30 '00 "	60	0	26.3	LF	2	30 '00 "	60	0	26.3	930a	1000a	100a	100a		
17 BIRCHMOUNT U	Egl			Service outside Toronto north of Steeles Avenue is provided under contract to York Region																																	
Monday to Friday	07-Sep-10			Monday-Friday morning peak period				Monday-Friday midday						Monday-Friday afternoon peak period						Monday-Friday early evening						Monday-Friday late evening											
17 Warden Stn – Steeles	27.37	LF	12	6 '30 "	74	4	22.3	LF	5	15 '30 "	78	0	21.2	LF	4	18 '45 "	75	0	21.9	LF	6	12 '00 "	72	0	22.8	LF	3	22 '00 "	66	0	24.9	545a	457a	107a	1250a		
17A Warden Stn – 14th Ave	32.57	LF	1	19 '30 "	96	2	20.4							LF	5	18 '45 "	91	2	21.4															514a	538a	621p	704p
Combined/Average			13	6 '30 "				5	15 '30 "					9	9 '23 "					6	12 '00 "					3	22 '00 "										
				17 loops via Wintermute										17 loops via Wintermute																							
				Every 3rd 17 operates as a 17A																																	
Saturday	29-Nov-08			Saturday early morning				Saturday morning						Saturday afternoon						Saturday early evening						Saturday late evening											
17 Warden Stn – Steeles	27.37	LF	3	20 '00 "	60	0	27.4	LF	4	18 '00 "	72	0	22.8	LF	4	18 '00 "	72	0	22.8	LF	3	22 '00 "	66	0	24.9	LF	3	22 '00 "	66	0	24.9	518a	552a	105a	1250a		
Sunday	23-Nov-08							Sunday morning						Sunday afternoon						Sunday early evening						Sunday late evening											
17 Warden Stn – Steeles	27.37							LF	3	24 '00 "	72	0	22.8	LF	3	24 '00 "	72	0	22.8	LF	2	30 '00 "	60	0	27.4	LF	2	30 '00 "	60	0	27.4	832a	839a	100a	1230a		



SERVICE SUMMARY

January 2 to March 26, 2011

Route	RT dist (km) and date of last change	No. of Veh	Service interval	Run time (min)	Term time (min)	Avg spd (km/h)	No. of Veh	Service interval	Run time (min)	Term time (min)	Avg spd (km/h)	No. of Veh	Service interval	Run time (min)	Term time (min)	Avg spd (km/h)	No. of Veh	Service interval	Run time (min)	Term time (min)	Avg spd (km/h)	No. of Veh	Service interval	Run time (min)	Term time (min)	Avg spd (km/h)	First dep NB or WB	First dep SB or EB	Last dep NB or WB	Last dep SB or EB					
2 BLOOR-DANFORTH U	DanSub																																		
Monday to Friday	07-Sep-10	Monday-Friday morning peak period						Monday-Friday midday						Monday-Friday afternoon peak period						Monday-Friday early evening						Monday-Friday late evening									
2 Kipling Stn – Kennedy Stn	52.46	6carHT	43	2' 21"	101	0	31.2	6carHT	24	4' 16"	102	0	30.8	6carHT	40	2' 30"	100	0	31.4	6carHT	24	4' 04"	98	0	32.3	6carHT	20	4' 52"	97	0	32.4	543a	541a	131a	131a
Saturday	19-May-07	Saturday early morning						Saturday morning						Saturday afternoon						Saturday early evening						Saturday late evening									
2 Kipling Stn – Kennedy Stn	52.46	6carHT	20	4' 52"	97	0	32.3	6carHT	20	4' 52"	97	0	32.3	6carHT	21	4' 43"	99	0	31.8	6carHT	20	4' 52"	97	0	32.3	6carHT	20	4' 52"	97	0	32.3	549a	549a	131a	131a
Sunday	13-May-07	Sunday morning						Sunday afternoon						Sunday early evening						Sunday late evening															
2 Kipling Stn – Kennedy Stn	52.46						6carHT	20	4' 52"	97	0	32.3	6carHT	20	4' 52"	97	0	32.3	6carHT	20	4' 52"	97	0	32.3	6carHT	20	4' 52"	97	0	32.3	849a	849a	131a	131a	
300 BLOOR-DANFORTH U	MID/Bir/ Egl/Osy																																		
Overnight, 7 days a week	10-May-09	Monday-Friday overnight						Saturday overnight						Sunday overnight						Sunday Morning															
300 West Mall – Warden	50.95	LF	4	30' 00"	120	0	25.5	LF	4	30' 00"	120	0	25.5	LF	4	30' 00"	120	0	25.5	LF	9	13' 30"	120	1	25.5										
300A Pearson Airport – Warden	75.97	LF	5	30' 00"	150	0	30.4	LF	5	30' 00"	150	0	30.4	LF	5	30' 00"	150	0	30.4	LF	11	13' 30"	140	8	32.5										
Combined/Average			9	15' 00"				9	15' 00"				9	15' 00"					20	6' 45"															
49 BLOOR WEST U	Osy																																		
Monday to Friday	07-Sep-10	Monday-Friday morning peak period						Monday-Friday midday						Monday-Friday afternoon peak period						Monday-Friday early evening						Monday-Friday late evening									
49 Kipling Stn – Markland Wood	9.40	LF	4	7' 30"	28	2	20.1	LF	2	15' 00"	22	8	25.6	LF	3	10' 00"	30	0	18.8	LF	2	15' 00"	24	6	23.5	LF	1	30' 00"	30	0	18.8	600a	540a	121a	131a
Saturday	27-Nov-10	Saturday early morning						Saturday morning						Saturday afternoon						Saturday early evening						Saturday late evening									
49 Kipling Stn – Markland Wood	9.40	LF	1	24' 00"	22	2	25.6	LF	1	24' 00"	22	2	25.6	LF	1	24' 00"	22	2	25.6	LF	1	30' 00"	22	8	25.6	LF	1	30' 00"	22	8	25.6	606a	545a	120a	130a
Sunday	05-Sep-10	Sunday morning						Sunday afternoon						Sunday early evening						Sunday late evening															
49 Kipling Stn – Markland Wood	9.40						LF	1	30' 00"	22	8	25.6	LF	1	30' 00"	22	8	25.6	LF	1	30' 00"	22	8	25.6	LF	1	30' 00"	22	8	25.6	920a	900a	120a	130a	
Overnight service east of West Mall provided by 300 BLOOR-DANFORTH																																			
21 BRIMLEY U	Mal																																		
Monday to Friday	03-Jan-11	Monday-Friday morning peak period						Monday-Friday midday						Monday-Friday afternoon peak period						Monday-Friday early evening						Monday-Friday late evening									
21 Kennedy Stn – Steeles	27.49						LF	4	20' 00"	80	0	20.6							LF	6	13' 00"	76	2	21.7	LF	3	30' 00"	76	14	21.7	900a	840a	100a	108a	
21A Kennedy Stn – Scarborough Centre Stn	13.24	LF	3	13' 20"	40	0	19.9					LF	4	10' 00"	40	0	20.1																		
21B Scarborough Centre Stn – Steeles	14.23	LF	6	6' 40"	40	0	21.3					LF	5	8' 00"	40	0	21.3																		
Combined/Average			9						9																										
Saturday	03-Apr-10	Saturday early morning						Saturday morning						Saturday afternoon						Saturday early evening						Saturday late evening									
21 Kennedy Stn – Steeles	27.49	LF	3	30' 00"	76	14	21.7	LF	4	20' 00"	76	4	21.7	LF	5	16' 00"	76	4	21.7	LF	4	20' 00"	76	4	21.7	LF	3	30' 00"	76	14	21.7	557a	640a	100a	105a
Sunday	28-Mar-10	Sunday morning						Sunday afternoon						Sunday early evening						Sunday late evening															
21 Kennedy Stn – Steeles	27.49						LF	3	30' 00"	76	14	21.7	LF	4	20' 00"	76	4	21.7	LF	3	30' 00"	76	14	21.7	LF	3	30' 00"	76	14	21.7	757a	810a	100a	105a	
8 BROADVIEW U	Bir																																		
Monday to Friday	24-Nov-08	Monday-Friday morning peak period						Monday-Friday midday						Monday-Friday afternoon peak period						Monday-Friday early evening						Monday-Friday late evening									
8 Broadview Stn – Coxwell	8.38	LF	1	30' 00"	30	0	16.8	LF	1	30' 00"	30	0	16.8	LF	1	30' 00"	30	0	16.8	LF	1	30' 00"	30	0	16.8	LF	1	30' 00"	24	6	21.0	630a	615a	1255a	115a
Saturday	29-Nov-08	Saturday early morning						Saturday morning						Saturday afternoon						Saturday early evening						Saturday late evening									
8 Broadview Stn – Coxwell	8.38	LF	1	30' 00"	30	0	16.8	LF	1	30' 00"	30	0	16.8	LF	1	30' 00"	30	0	16.8	LF	1	30' 00"	24	6	21.0	LF	1	30' 00"	24	6	21.0	630a	615a	1255a	115a
Sunday	23-Nov-08	Sunday morning						Sunday afternoon						Sunday early evening						Sunday late evening															
8 Broadview Stn – Coxwell	8.38						LF	1	30' 00"	24	6	21.0	LF	1	30' 00"	24	6	21.0	LF	1	30' 00"	24	6	21.0	LF	1	30' 00"	24	6	21.0	903a	845a	1255a	115a	



SERVICE SUMMARY

January 2 to March 26, 2011

Route	RT dist (km) and date of last change	Monday-Friday morning peak period					Monday-Friday midday					Monday-Friday afternoon peak period					Monday-Friday early evening					Monday-Friday late evening					First dep NB or WB	First dep SB or EB	Last dep NB or WB	Last dep SB or EB																	
		Veh type	No. of Veh	Service interval	Run time (min)	Term time (min)	Avg spd (km/h)	Veh type	No. of Veh	Service interval	Run time (min)	Term time (min)	Avg spd (km/h)	Veh type	No. of Veh	Service interval	Run time (min)	Term time (min)	Avg spd (km/h)	Veh type	No. of Veh	Service interval	Run time (min)	Term time (min)	Avg spd (km/h)	Veh type					No. of Veh	Service interval	Run time (min)	Term time (min)	Avg spd (km/h)												
50 BURNHAMTHORPE U	Osy																																														
Monday to Friday	12-Oct-10	Monday-Friday morning peak period					Monday-Friday midday					Monday-Friday afternoon peak period					Monday-Friday early evening					Monday-Friday late evening																									
50 Islington Stn – Mill Rd	11.44	LF	5	8'00"	40	0	17.2	LF	2	20'00"	36	4	19.1	LF	3	13'00"	39	0	17.6	LF	2	15'00"	30	0	22.9	LF	1	30'00"	26	4	26.4	545a	530a	115a	100a												
Saturday	16-Oct-10	Saturday early morning					Saturday morning					Saturday afternoon					Saturday early evening					Saturday late evening																									
50 Islington Stn – Mill Rd	11.44	LF	2	15'00"	26	4	26.4	LF	2	20'00"	30	10	22.9	LF	2	20'00"	30	10	22.9	LF	1	30'00"	26	4	26.4	LF	1	30'00"	26	4	26.4	620a	620a	115a	100a												
Sunday	03-Jan-10	Sunday morning					Sunday afternoon					Sunday early evening					Sunday late evening																														
50 Islington Stn – Mill Rd	11.44						LF	2	17'30"	30	5	22.9	LF	2	17'30"	30	5	22.9	LF	1	30'00"	26	4	26.4	LF	1	30'00"	26	4	26.4	815a	830a	115a	100a													
120 CALVINGTON U	Arw																																														
Monday to Friday	24-Nov-08	Monday-Friday morning peak period					Monday-Friday midday					Monday-Friday afternoon peak period					Monday-Friday early evening					Monday-Friday late evening																									
120 Wilson Stn – Sheppard & Jane via deHavilland	20.65	LF	2	30'00"	60	0	20.7	LF	2	30'00"	60	0	20.7	LF	2	30'00"	60	0	20.7	LF	2	30'00"	60	0	20.7	LF	2	30'00"	60	0	20.7	630a	603a	100a	1230a												
Saturday	29-Nov-08	Saturday early morning					Saturday morning					Saturday afternoon					Saturday early evening					Saturday late evening																									
120 Wilson Stn – Sheppard & Jane via deHavilland	20.65	LF	2	30'00"	60	0	20.7	LF	2	30'00"	60	0	20.7	LF	2	30'00"	60	0	20.7	LF	2	30'00"	60	0	20.7	LF	2	30'00"	60	0	20.7	630a	603a	100a	1230a												
Sunday	23-Nov-08	Sunday morning					Sunday afternoon					Sunday early evening					Sunday late evening																														
120 Wilson Stn – Sheppard & Jane via deHavilland	20.65						LF	2	30'00"	60	0	20.7	LF	2	30'00"	60	0	20.7	LF	2	30'00"	60	0	20.7	LF	2	30'00"	60	0	20.7	900a	833a	100a	1230a													
506 CARLTON	Ron/Rus																																														
Monday to Friday	03-Jan-11	Monday-Friday morning peak period					Monday-Friday midday					Monday-Friday afternoon peak period					Monday-Friday early evening					Monday-Friday late evening																									
506 High Park – Main Street Stn	29.63	CLRV	32	3'45"	117	3	15.2	CLRV	24	5'00"	120	0	14.8	CLRV	27	4'40"	123	3	14.5	CLRV	15	8'00"	117	3	15.2	CLRV	11	10'00"	106	4	16.8	530a	515a	1207a	100a												
Saturday	08-Jan-11	Saturday early morning					Saturday morning					Saturday afternoon					Saturday early evening					Saturday late evening																									
506 High Park – Main Street Stn	29.63	CLRV	14	7'09"	100	0	17.8	CLRV	18	6'15"	110	3	16.2	CLRV	21	6'00"	123	3	14.5	CLRV	13	8'30"	110	0	16.1	CLRV	11	10'00"	106	4	16.8	543a	518a	1207a	100a												
Sunday	02-Jan-11	Sunday early morning					Sunday morning					Sunday afternoon					Sunday early evening					Sunday late evening																									
506 High Park – Main Street Stn	29.63	CLRV	9	10'00"	90	0	19.8	CLRV	14	7'00"	95	3	18.7	CLRV	18	6'30"	115	2	15.5	CLRV	10	11'00"	110	0	16.2	CLRV	9	11'00"	99	0	18.0	530a	533a	1207a	1256a												
306 CARLTON	Ron/Rus																																														
Overnight, 7 days a week	25-Nov-07	Monday-Friday overnight					Saturday overnight					Sunday overnight																																			
306 Dundas West Stn – Main Street Stn	29.63	CLRV	3	30'00"	90	0	19.8	CLRV	3	30'00"	90	0	19.8	CLRV	3	30'00"	90	0	19.8																												
126 CHRISTIE U	MTD																																														
Monday to Friday	04-Aug-09	Monday-Friday morning peak period					Monday-Friday midday					Monday-Friday afternoon peak period					Monday-Friday early evening					Monday-Friday late evening																									
126 Christie Stn – St Clair West Stn	6.12	LF	2	15'00"	30	0	12.2	LF	1	30'00"	26	4	14.1	LF	2	15'00"	30	0	12.2	LF	1	30'00"	24	6	15.3	LF	1	30'00"	24	6	15.3	600a	545a	100a	1245a												
Saturday	08-Aug-09	Saturday early morning					Saturday morning					Saturday afternoon					Saturday afternoon					Saturday afternoon																									
126 Christie Stn – St Clair West Stn	6.12	LF	1	30'00"	24	6	15.3	LF	1	30'00"	26	4	14.1	LF	1	30'00"	26	4	14.1	LF	1	30'00"	24	6	15.3	LF	1	30'00"	24	6	15.3	600a	545a	100a	1245a												
Sunday	02-Aug-09	Sunday morning					Sunday afternoon					Sunday afternoon					Sunday afternoon																														
126 Christie Stn – St Clair West Stn	6.12						LF	1	30'00"	24	6	15.3	LF	1	30'00"	24	6	15.3	LF	1	30'00"	24	6	15.3	LF	1	30'00"	24	6	15.3	830a	845a	100a	1245a													



SERVICE SUMMARY

January 2 to March 26, 2011

Route	RT dist (km) and date of last change	Monday-Friday morning peak period						Monday-Friday midday						Monday-Friday afternoon peak period						Monday-Friday early evening						Monday-Friday late evening						First dep NB or WB	First dep SB or EB	Last dep NB or WB	Last dep SB or EB												
		Veh type	No. of Veh	Service interval	Run time (min)	Term (min)	Avg spd (km/h)	Veh type	No. of Veh	Service interval	Run time (min)	Term (min)	Avg spd (km/h)	Veh type	No. of Veh	Service interval	Run time (min)	Term (min)	Avg spd (km/h)	Veh type	No. of Veh	Service interval	Run time (min)	Term (min)	Avg spd (km/h)	Veh type	No. of Veh	Service interval	Run time (min)	Term (min)	Avg spd (km/h)																
20 CLIFFSIDE U	Bir																																														
Monday to Friday	03-Jan-11	Monday-Friday morning peak period						Monday-Friday midday						Monday-Friday afternoon peak period						Monday-Friday early evening						Monday-Friday late evening																					
20 Kennedy Stn – Main Street Stn	19.75	LF	5	13 ' 00 "	65	0	18.2	LF	3	20 ' 00 "	60	0	19.8	LF	5	13 ' 00 "	65	0	18.2	LF	3	20 ' 00 "	60	0	19.8	LF	1.5	30 ' 00 "	48	1	24.7	520a	450a	100a	105a												
Alternates trips with 62 MORTIMER																																															
Saturday	29-Nov-08	Saturday early morning						Saturday morning						Saturday afternoon						Saturday early evening						Saturday late evening																					
20 Kennedy Stn – Main Street Stn	19.75	LF	3	20 ' 00 "	60	0	19.8	LF	4	18 ' 00 "	65	7	18.2	LF	4	18 ' 00 "	65	7	18.2	LF	2	30 ' 00 "	60	0	19.8	LF	1.5	30 ' 00 "	48	1	24.7	530a	500a	100a	105a												
Alternates trips with 62 MORTIMER																																															
Sunday	23-Nov-08	Sunday morning						Sunday afternoon						Sunday early evening						Sunday late evening																											
20 Kennedy Stn – Main Street Stn	19.75							LF	3	20 ' 00 "	60	0	19.8	LF	3	20 ' 00 "	60	0	19.8	LF	1.5	30 ' 00 "	48	1	24.7	LF	1.5	30 ' 00 "	48	1	24.7	907a	900a	100a	105a												
Alternates trips with 62 MORTIMER																																															
87 COSBURN U	Bir																																														
Monday to Friday	07-Sep-10	Monday-Friday morning peak period						Monday-Friday midday						Monday-Friday afternoon peak period						Monday-Friday early evening						Monday-Friday late evening																					
87 Broadview Stn – Main Street Stn	14.40	LF	6	10 ' 00 "	55	5	15.7							LF	8	6 ' 15 "	49	1	17.6							LF	2	22 ' 30 "	41	4	21.1	547a	605a	130a	128a												
87A Broadview Stn – Main Street Stn via East York Acres	14.81							LF	3	20 ' 00 "	54	6	16.5							LF	3	16 ' 40 "	50	0	17.8							932a	920a	314p	310p												
87B Broadview Stn – Coxwell	8.53	LF	3	10 ' 00 "	29	1	17.6																									620p	613p	914p	905p												
Combined/Average		9 5 ' 00 "						3 20 ' 00 "						8 6 ' 15 "						3 16 ' 40 "						2 22 ' 30 "						535a	550a	905a	850a												
Saturday	29-Nov-08	Saturday early morning						Saturday morning						Saturday afternoon						Saturday early evening						Saturday late evening																					
87 Broadview Stn – Main Street Stn	14.40	LF	2	25 ' 00 "	50	0	17.3																			LF	1.5	30 ' 00 "	45	0	19.2	600a	600a	100a	123a												
87A Broadview Stn – Main Street Stn via East York Acres	14.81							LF	2	25 ' 00 "	50	0	17.8	LF	2	25 ' 00 "	50	0	17.8	LF	2	25 ' 00 "	50	0	17.8							945a	920a	930p	900p												
Alternates trips with 113 DANFORTH																																															
Sunday	23-Nov-08	Sunday morning						Sunday afternoon						Sunday early evening						Sunday late evening																											
87 Broadview Stn – Main Street Stn	14.40													LF	1.5	30 ' 00 "	45	0	19.2	LF	1.5	30 ' 00 "	45	0	19.2	830a	830a	130a	123a																		
87A Broadview Stn – Main Street Stn via East York Acres	14.81							LF	2	25 ' 00 "	50	0	17.8	LF	2	25 ' 00 "	50	0	17.8													945a	920a	605p	630p												
Alternates trips with 113 DANFORTH																																															
Overnight service west of Coxwell Avenue provided by 322 COXWELL																																															
22 COXWELL U	Bir																																														
Monday to Friday	03-Aug-10	Monday-Friday morning peak period						Monday-Friday midday						Monday-Friday afternoon peak period						Monday-Friday early evening						Monday-Friday late evening																					
22 Coxwell Stn – Queen	4.36	LF	3	8 ' 00 "	24	0	10.9	LF	3	8 ' 00 "	24	0	10.9	LF	4	6 ' 00 "	24	0	10.9													521a	511a	658p	640p												
22A Coxwell Stn – Victoria Park	11.07	See 502 DOWNTOWNER and 503 KINGSTON RD						See 502 DOWNTOWNER						See 502 DOWNTOWNER and 503 KINGSTON RD						LF	4	10 ' 00 "	40	0	16.6	LF	3	12 ' 00 "	36	0	18.5	700p	650p	138a	210a												
Saturday	08-Jan-11	Saturday early morning						Saturday morning						Saturday afternoon						Saturday early evening						Saturday late evening																					
22A Coxwell Stn – Victoria Park	11.07	LF	3	12 ' 00 "	36	0	18.5	LF	4	11 ' 00 "	44	0	15.1	LF	5	9 ' 00 "	44	1	15.1	LF	3	15 ' 00 "	44	1	15.1	LF	3	15 ' 00 "	36	9	18.5	547a	529a	148a	210a												
Sunday	01-Aug-10	Sunday morning						Sunday afternoon						Sunday early evening						Sunday late evening																											
22A Coxwell Stn – Victoria Park	11.07							LF	4	10 ' 00 "	40	0	16.6	LF	4	10 ' 00 "	40	0	16.6	LF	3	15 ' 00 "	40	5	16.6	LF	3	15 ' 00 "	36	9	18.5	840a	840a	148a	210a												
322 COXWELL U	Bir																																														
Overnight, 7 days a week	17-Feb-09	Monday-Friday overnight						Saturday overnight						Sunday overnight																																	
322 Broadview Stn via Cosburn – Victoria Park Stn via Kingston Rd	22.61	LF	1.3	30 ' 00 "	39	0	34.8	LF	1.3	30 ' 00 "	39	0	34.8	LF	1.3	30 ' 00 "	39	0	34.8																												
Alternates trips with 324 VICTORIA PARK						Alternates trips with 324 VICTORIA PARK						Alternates trips with 324 VICTORIA PARK																																			



SERVICE SUMMARY

January 2 to March 26, 2011

Route	RT dist (km) and date of last change	Veh type	No. of Veh	Service interval	Run time (min)	Term time (min)	Avg spd (km/h)	Veh type	No. of Veh	Service interval	Run time (min)	Term time (min)	Avg spd (km/h)	Veh type	No. of Veh	Service interval	Run time (min)	Term time (min)	Avg spd (km/h)	Veh type	No. of Veh	Service interval	Run time (min)	Term time (min)	Avg spd (km/h)	Veh type	No. of Veh	Service interval	Run time (min)	Term time (min)	Avg spd (km/h)	First dep NB or WB	First dep SB or EB	Last dep NB or WB	Last dep SB or EB			
42 CUMMER U	Wii																																					
Monday to Friday	03-Jan-11			Monday-Friday morning peak period						Monday-Friday midday						Monday-Friday afternoon peak period						Monday-Friday early evening																
42 Finch Stn – Victoria Park	18.41	LF	6	9' 00 "	54	0	20.5							LF	5	11' 30 "	54	4	20.5														637a	651a	900a	832a		
42A Finch Stn – Middlefield	31.20	LF	5	18' 00 "	87	3	21.5	LF	3	30' 00 "	84	6	22.3	LF	4	23' 00 "	89	3	21.0	LF	4	20' 00 "	80	0	23.4	LF	4	20' 00 "	80	0	23.4			332p	304p	648p	619p	
42B Finch Stn – Kennedy	23.16	LF	4	18' 00 "	67	5	20.7	LF	2	30' 00 "	60	0	23.2	LF	3	23' 00 "	67	2	20.7	LF	3	20' 00 "	58	2	24.0													
Combined/Average			15	4' 30 "					5	15' 00 "					12	5' 45 "					7	10' 00 "					4	20' 00 "										
Saturday	29-Nov-08			Saturday early morning						Saturday morning						Saturday afternoon						Saturday early evening																
42A Finch Stn – Middlefield	31.20	LF	4	20' 00 "	80	0	23.4	LF	3	30' 00 "	85	5	22.0	LF	3	30' 00 "	85	5	22.0	LF	3	30' 00 "	80	10	23.4	LF	3	30' 00 "	80	10	23.4			710a	630a	1245a	100a	
42B Finch Stn – Kennedy	21.98							LF	2	30' 00 "	60	0	22.0	LF	2	30' 00 "	60	0	22.0																			
Combined/Average									5	15' 00 "					5	15' 00 "																						
Sunday	05-Sep-10			Sunday morning						Sunday afternoon						Sunday early evening						Sunday late evening																
42A Finch Stn – Middlefield	31.20							LF	4	20' 00 "	80	0	23.4	LF	4	20' 00 "	80	0	23.4	LF	3	30' 00 "	80	10	23.4	LF	3	30' 00 "	80	10	23.4			740a	820a	1245a	100a	
113 DANFORTH U	Bir																																					
Monday to Friday	07-Sep-10			Monday-Friday morning peak period						Monday-Friday midday						Monday-Friday afternoon peak period						Monday-Friday early evening																
113 Main Street Stn – Kennedy Stn	15.03	LF	4	12' 45 "	51	0	17.7	LF	2	25' 00 "	50	0	18.0	LF	4	14' 00 "	55	1	16.4	LF	3	18' 00 "	54	0	16.7	LF	2	24' 00 "	48	0	18.8			537a	514a	140a	116a	
Saturday	09-Sep-06			Saturday early morning						Saturday morning						Saturday afternoon						Saturday early evening																
113 Main Street Stn – Kennedy Stn	15.03	LF	2	24' 00 "	48	0	18.8	LF	3	18' 00 "	54	0	16.7	LF	3	18' 00 "	54	0	16.7	LF	2	30' 00 "	56	4	16.1	LF	1.5	30' 00 "	45	0	20.0			551a	515a	137a	115a	
Alternates trips with 87 COSBURN																																						
Sunday	17-Feb-08			Sunday morning						Sunday afternoon						Sunday early evening						Sunday late evening																
113 Main Street Stn – Kennedy Stn	15.03							LF	2	24' 00 "	48	0	18.8	LF	3	20' 00 "	48	12	18.8	LF	1.5	30' 00 "	45	0	20.0	LF	1.5	30' 00 "	45	0	20.0			812a	742a	138a	115a	
Alternates trips with 87 COSBURN																																						
Overnight service on Danforth Avenue provided by 300 BLOOR-DANFORTH and overnight service on Danforth Road provided by 302 DANFORTH RD-McCOWAN																																						
302 DANFORTH RD-McCOWAN U	Bir																																					
Overnight, 7 days a week	17-Feb-08			Monday-Friday overnight						Saturday overnight						Sunday overnight																						
302 Danforth Ave – Steeles	33.15	LF	2	30' 00 "	60	0	33.2	LF	2	30' 00 "	60	0	33.2	LF	2	30' 00 "	60	0	33.2																			
127 DAVENPORT U	Mid																																					
Monday to Friday	24-Nov-08			Monday-Friday morning peak period						Monday-Friday midday						Monday-Friday afternoon peak period						Monday-Friday early evening																
127 Spadina Stn – St Clair & Old Weston Rd	12.15	LF	3	17' 00 "	50	1	14.6	LF	2	22' 30 "	45	0	16.2	LF	2	25' 00 "	50	0	14.6	LF	2	22' 30 "	45	0	16.2	LF	2	20' 00 "	40	0	18.2			545a	609a	110a	110a	
Saturday	29-Nov-08			Saturday early morning						Saturday morning						Saturday afternoon						Saturday early evening																
127 Spadina Stn – St Clair & Old Weston Rd	12.15	LF	2	22' 30 "	45	0	16.2	LF	2	22' 30 "	45	0	16.2	LF	2	22' 30 "	45	0	16.2	LF	2	22' 30 "	45	0	16.2	LF	2	20' 00 "	40	0	18.2			600a	622a	110a	110a	
Sunday	23-Nov-08			Sunday morning						Sunday afternoon						Sunday early evening						Sunday late evening																
127 Spadina Stn – St Clair & Old Weston Rd	12.15							LF	2	22' 30 "	45	0	16.2	LF	2	22' 30 "	45	0	16.2	LF	2	20' 00 "	40	0	18.2	LF	2	20' 00 "	40	0	18.2			905a	842a	110a	110a	
28 DAVISVILLE U																																						
28 Davisville Stn – Bayview				See 11 BAYVIEW																																		
28A Davisville Stn – Brick Works																																						



SERVICE SUMMARY

January 2 to March 26, 2011

Route	RT dist (km) and date of last change	No. of					No. of					No. of					No. of					First dep NB or WB	First dep SB or EB	Last dep NB or WB	Last dep SB or EB										
		Veh type	Veh	Service interval	Run time (min)	Term time (min)	Avg spd (km/h)	Veh type	Veh	Service interval	Run time (min)	Term time (min)	Avg spd (km/h)	Veh type	Veh	Service interval	Run time (min)	Term time (min)	Avg spd (km/h)	Veh type	Veh					Service interval	Run time (min)	Term time (min)	Avg spd (km/h)						
23 DAWES U	Bir																																		
Monday to Friday	03-Jan-11	Monday-Friday morning peak period					Monday-Friday midday					Monday-Friday afternoon peak period					Monday-Friday early evening					Monday-Friday late evening													
23 Main Street Stn – St Clair	7.55	LF	6	5 ' 00 "	30	0	15.1	LF	3	10 ' 00 "	30	0	15.1	LF	5	6 ' 00 "	30	0	15.1	LF	2	15 ' 00 "	30	0	15.1	LF	1	30 ' 00 "	30	0	15.1	528a	515a	145a	130a
Saturday	21-Oct-06	Saturday early morning					Saturday morning					Saturday afternoon					Saturday early evening					Saturday late evening													
23 Main Street Stn – St Clair	7.55	LF	2	13 ' 00 "	26	0	17.4	LF	3	10 ' 00 "	30	0	15.1	LF	3	10 ' 00 "	30	0	15.1	LF	2	15 ' 00 "	30	0	15.1	LF	1	30 ' 00 "	30	0	15.1	537a	550a	145a	130a
Sunday	28-Mar-10	Sunday morning					Sunday afternoon					Sunday early evening					Sunday late evening																		
23 Main Street Stn – St Clair	7.55						LF	1	24 ' 00 "	24	0	18.9	LF	2	15 ' 00 "	30	0	15.1	LF	2	15 ' 00 "	30	0	15.1	LF	1	30 ' 00 "	30	0	15.1	840a	852a	100a	115a	
25 DON MILLS U	Egl																																		
Monday to Friday	03-Jan-11	Monday-Friday morning peak period					Monday-Friday midday					Monday-Friday afternoon peak period					Monday-Friday early evening					Monday-Friday late evening													
25 Pape Stn – Steeles	32.70	LF	34	3 ' 10 "	108	0	18.2	LF	20	5 ' 15 "	105	0	18.7	LF	29	3 ' 45 "	108	1	18.2	LF	16	6 ' 00 "	94	2	20.9	LF	7	12 ' 00 "	84	0	23.4	440a	520a	149a	110a
Saturday	23-Feb-08	Saturday early morning					Saturday morning					Saturday afternoon					Saturday early evening					Saturday late evening													
25 Pape Stn – Steeles	32.70	LF	9	10 ' 00 "	90	0	21.8	LF	19	5 ' 20 "	100	2	19.7	LF	19	5 ' 20 "	100	2	19.7	LF	9	10 ' 00 "	84	6	23.4	LF	6	15 ' 00 "	80	10	24.5	440a	520a	149a	110a
Sunday	03-Sep-06	Sunday early morning					Sunday morning					Sunday afternoon					Sunday early evening					Sunday late evening													
25 Pape Stn – Steeles	32.70	LF	3	30 ' 00 "	90	0	21.8	LF	14	7 ' 00 "	98	0	20.0	LF	17	6 ' 00 "	98	4	20.0	LF	8	10 ' 00 "	80	0	24.5	LF	6	15 ' 00 "	80	10	24.5	440a	520a	149a	110a
303 DON MILLS U	Egl																																		
Overnight, 7 days a week	04-Sep-05	Monday-Friday overnight					Saturday overnight					Sunday overnight																							
303 Steeles – Queen via Broadview	47.04	LF	3	30 ' 00 "	90	0	31.4	LF	3	30 ' 00 "	90	0	31.4	LF	3	30 ' 00 "	90	0	31.4	LF	3	30 ' 00 "	90	0	31.4	LF	3	30 ' 00 "	90	0	31.4				
108 DOWNSVIEW U	Arw																																		
Monday to Friday	07-Sep-10	Monday-Friday morning peak period					Monday-Friday midday					Monday-Friday afternoon peak period					Monday-Friday early evening					Monday-Friday late evening													
108 Downsview Stn – Jane	16.91	LF	4	13 ' 00 "	50	2	20.3	LF	2	24 ' 00 "	43	5	23.6	LF	2.5	20 ' 00 "	48	2	21.1	LF	4	11 ' 00 "	43	1	23.6	LF	3	15 ' 00 "	41	4	24.7	612a	545a	105a	106a
108A Downsview Stn – Jane via Grandravine	15.26	LF	4	13 ' 00 "	50	2	18.3	LF	2	24 ' 00 "	43	5	21.3	LF	2.5	20 ' 00 "	48	2	19.1																
Combined/Average			8	6 ' 30 "					4	12 ' 00 "					5	10 ' 00 "					4	11 ' 00 "					3	15 ' 00 "							
Saturday	03-Apr-10	Saturday early morning					Saturday morning					Saturday afternoon					Saturday early evening					Saturday late evening													
108 Downsview Stn – Jane	16.91	LF	3	15 ' 00 "	40	5	25.4	LF	4	12 ' 00 "	43	5	23.6	LF	6	7 ' 30 "	44	1	23.1	LF	2	22 ' 00 "	40	4	25.4	LF	2	22 ' 00 "	40	4	25.4	545a	615a	105a	105a
Sunday	28-Mar-10	Sunday morning					Sunday afternoon					Sunday early evening					Sunday late evening																		
108 Downsview Stn – Jane	16.91						LF	3	15 ' 00 "	40	5	25.4	LF	4	12 ' 00 "	44	4	23.1	LF	2	22 ' 00 "	40	4	25.4	LF	2	22 ' 00 "	40	4	25.4	830a	825a	105a	105a	
142 DOWNTOWN/ AVENUE RD EXPRESS U	Wll																																		
Monday to Friday	21-Jun-10	Monday-Friday morning peak period					Monday-Friday afternoon peak period																												
142 Downtown – Highway 401	24.41	LF	3	30 ' 00 "	90	0	16.3							LF	3	30 ' 00 "	90	0	16.3																
143 DOWNTOWN/ BEACH EXPRESS U	Bir																																		
Monday to Friday	19-Oct-09	Monday-Friday morning peak period					Monday-Friday afternoon peak period																												
143 Downtown – Neville Park	20.37	LF	3	Six WB trips										LF	2	Five EB trips																			



SERVICE SUMMARY

January 2 to March 26, 2011

Route	RT dist (km) and date of last change	No. of			Run time (min)	Term time (min)	Avg spd (km/h)	No. of			Run time (min)	Term time (min)	Avg spd (km/h)	No. of			Run time (min)	Term time (min)	Avg spd (km/h)	No. of			Run time (min)	Term time (min)	Avg spd (km/h)	First dep NB or WB	First dep SB or EB	Last dep NB or WB	Last dep SB or EB					
		Veh type	Veh	Service interval				Veh type	Veh	Service interval				Veh type	Veh	Service interval				Veh type	Veh	Service interval								Veh type	Veh	Service interval		
144 DOWNTOWN/ DON VALLEY EXPRESS U	Egl																																	
Monday to Friday	04-Jan-10	Monday-Friday morning peak period						Monday-Friday afternoon peak period																										
144 Downtown – Wynford and Underhill	39.75																																	
144A Underhill – Downtown	41.02	LF	5	Five SB trips						LF	4	Eight NB trips																						
144B Wynford – Downtown	32.19	LF	4	Seven SB trips																														
Combined/Average			9								4																							
145 DOWNTOWN/ HUMBER BAY EXPRESS U	Qsy																																	
Monday to Friday	22-Nov-10	Monday-Friday morning peak period						Monday-Friday afternoon peak period																										
145 Kipling – Downtown	28.81	LF	Three EB trips							LF	Three WB trips																							
145A Royal York – Downtown	27.85	LF	Two EB trips							LF	Three WB trips																							
Combined/Average			3								3																							
141 DOWNTOWN/ MT PLEASANT EXPRESS	Mid																																	
Monday to Friday	19-Oct-09	Monday-Friday morning peak period						Monday-Friday afternoon peak period																										
141 Downtown – Eglinton	20.12	HF	3	Four SB trips						HF	2	Two NB trips																						
502 DOWNTOWNER and KINGSTON RD	503 Rus																																	
Monday to Friday	07-Sep-10	Monday-Friday morning peak period						Monday-Friday midday						Monday-Friday afternoon peak period																				
502 McCaul – Victoria Park	18.76	CLRV	7	12 ' 00 "	84	0	13.4	CLRV	4	20 ' 00 "	80	0	14.1	CLRV	6	15 ' 00 "	84	6	13.4															
503 York – Victoria Park	17.94	CLRV	6	12 ' 00 "	72	0	15.0							CLRV	5	15 ' 00 "	72	3	15.0															
Combined/Average			13	6 ' 00 "					4	20 ' 00 "				11	7 ' 30 "																			
Evening and weekend service on Kingston Road provided by 22 COXWELL. Overnight service on Kingston Road provided by 322 COXWELL.																																		
125 DREWRY U	Wil																																	
Monday to Friday	04-Jan-10	Monday-Friday morning peak period						Monday-Friday midday						Monday-Friday afternoon peak period						Monday-Friday early evening						Monday-Friday late evening								
125 Finch Stn – Bathurst (Torresdale)	7.92	LF	4	8 ' 00 "	30	2	15.8	LF	1	30 ' 00 "	28	2	17.0	LF	3	10 ' 00 "	30	0	15.8	LF	2	15 ' 00 "	25	5	19.0	LF	1	30 ' 00 "	25	5	19.0			
Saturday	09-Jan-10	Saturday early morning						Saturday morning						Saturday afternoon						Saturday early evening						Saturday late evening								
125 Finch Stn – Bathurst (Torresdale)	7.92	LF	1	30 ' 00 "	25	5	19.0	LF	1	30 ' 00 "	28	2	17.0	LF	1	30 ' 00 "	28	2	17.0	LF	1	30 ' 00 "	25	5	19.0	LF	1	30 ' 00 "	25	5	19.0			
Sunday	03-Jan-10	Sunday morning						Sunday afternoon						Sunday early evening						Sunday late evening														
125 Finch Stn – Bathurst (Torresdale)	7.92							LF	1	30 ' 00 "	28	2	17.0	LF	1	30 ' 00 "	28	2	17.0	LF	1	30 ' 00 "	25	5	19.0	LF	1	30 ' 00 "	25	5	19.0			



SERVICE SUMMARY

January 2 to March 26, 2011

Route	RT dist (km) and date of last change	No. of					No. of					No. of					No. of					First dep NB or WB	First dep SB or EB	Last dep NB or WB	Last dep SB or EB										
		Veh type	Veh	Service interval	Run time (min)	Term time (min)	Avg spd (km/h)	Veh type	Veh	Service interval	Run time (min)	Term time (min)	Avg spd (km/h)	Veh type	Veh	Service interval	Run time (min)	Term time (min)	Avg spd (km/h)	Veh type	Veh					Service interval	Run time (min)	Term time (min)	Avg spd (km/h)						
29 DUFFERIN U	Wii	<i>Italicised branch names are for internal use only</i>																																	
Monday to Friday	03-Jan-11	Monday-Friday morning peak period					Monday-Friday midday					Monday-Friday afternoon peak period					Monday-Friday early evening					Monday-Friday late evening													
29 Wilson Stn-Exhibition (Dufferin Gate)	24.48						Lift	27	3' 40"	96	3	14.8							Lift	22	3' 45"	81	2	17.8	Lift	10	6' 30"	64	1	22.6	820a	844a	304p	333p	
29 To Exhibition (Dufferin Gate)																																			
29 To Wilson Stn																																			
<i>29A Tycos Dr - Exhibition (Dufferin Gt)</i>																																			
29A To Exhibition (Dufferin Gate)	18.31	Lift	12	5' 15"	61	2	17.4					Lift	13	6' 00"	73	5	14.1																		
29A To Tycos																																			
<i>29D Wilson Stn-Exhibition (Princes' Gt)</i>																																			
29D To Exhibition (Princes' Gate)	27.12	Lift	19	5' 15"	98	2	16.3					Lift	18	6' 00"	105	3	15.1																		
29 To Wilson Stn																																			
Combined/Average			31	2' 37"				27	3' 40"			31	3' 00"						22	3' 45"					10	6' 30"									
Saturday	11-Sep-10	Saturday early morning					Saturday morning					Saturday afternoon					Saturday early evening					Saturday late evening													
29 Wilson Stn-Exhibition (Dufferin Gate)	24.48						Lift	14	7' 30"	101	4	14.0	Lift	17	6' 00"	101	1	14.4							Lift	6	11' 00"	65	1	22.3	853a	804a	204a	142a	
29 To Exhibition (Dufferin Gate)																																			
29 To Wilson Stn																																			
<i>29D Wilson Stn-Exhibition (Princes' Gt)</i>																																			
29D To Exhibition (Princes' Gate)	27.12	Lift	13	6' 15"	81	0	20.0	Lift	15	7' 30"	112	1	14.5	Lift	19	6' 00"	112	2	14.3	Lift	12	7' 20"	88	0	18.5										
29 To Wilson Stn																																			
Combined/Average			13	6' 15"				29	3' 45"			36	3' 00"						12	7' 20"					6	11' 00"									
Sunday	05-Sep-10	Sunday early morning					Sunday morning					Sunday afternoon					Sunday early evening					Sunday late evening													
29 Wilson Stn-Exhibition (Dufferin Gate)	24.48						Lift	9.5	9' 30"	89	1	16.3	Lift	15	6' 20"	89	6	15.5	Lift	7	10' 00"	70	0	21.0	Lift	6	11' 00"	64	2	22.3	910a	830a	152a	141a	
29 To Exhibition (Dufferin Gate)																																			
29 To Wilson Stn																																			
<i>29D Wilson Stn-Exhibition (Princes' Gt)</i>																																			
29D To Exhibition (Princes' Gate)	27.12	Lift	7	10' 00"	70	0	23.2	Lift	10.5	9' 30"	99	1	16.3	Lift	16	6' 20"	99	3	16.1																
29 To Wilson Stn																																			
Combined/Average			7	10' 00"				20	4' 45"			31	3' 10"						7	10' 00"					6	11' 00"									
329 DUFFERIN U	MtD/Wii																																		
Overnight, 7 days a week	23-Nov-08	Monday-Friday overnight					Saturday overnight					Sunday overnight																							
329 Wilson Stn - Exhibition	30.75	LF	2.4	30' 00"	71	0	26.0	LF	2.4	30' 00"	71	0	26.0	LF	2.4	30' 00"	71	0	26.0																
		Alternates trips with 316 OSSINGTON					Alternates trips with 316 OSSINGTON					Alternates trips with 316 OSSINGTON																							
105 DUFFERIN NORTH U	Wii	Service outside Toronto north of Steeles Avenue is provided under contract to York Region.																																	
Monday to Friday	23-Nov-09	Monday-Friday morning peak period					Monday-Friday midday					Monday-Friday afternoon peak period					Monday-Friday early evening					Monday-Friday late evening													
105 Downsview Stn - Rutherford	23.58	LF	2.5	28' 00"	61	9	23.2	LF	2	30' 00"	56	4	25.3	LF	3.5	24' 00"	75	9	18.9	LF	2	30' 00"	55	5	25.7										
105B Downsview Stn - Major Mackenzie	27.93	LF	2.5	28' 00"	69	1	24.3							LF	3.5	24' 00"	83	1	20.2																
105C Downsview Stn - Steeles	9.93																								LF	1	30' 00"	30	0	19.9	1130p	1145p	100a	115a	
Combined/Average			5	14' 00"				2	30' 00"			7	12' 00"						2	30' 00"					1	30' 00"									
Saturday	28-Nov-09	Saturday early morning					Saturday morning					Saturday afternoon					Saturday early evening					Saturday late evening													
105 Downsview Stn - Rutherford	23.58	LF	2	30' 00"	55	5	25.7	LF	2	30' 00"	55	5	25.7	LF	2	30' 00"	55	5	25.7	LF	2	30' 00"	55	5	25.7										
105C Downsview Stn - Steeles	9.93																								LF	1	30' 00"	30	0	19.9	1030p	1045p	100a	115a	
Sunday	22-Nov-09						Sunday morning					Sunday afternoon					Sunday early evening					Sunday late evening													
105 Downsview Stn - Rutherford	23.58							LF	2	30' 00"	55	5	25.7	LF	2	30' 00"	55	5	25.7	LF	2	30' 00"	55	5	25.7										
105C Downsview Stn - Steeles	9.93																								LF	1	30' 00"	30	0	19.9	900a	831a	1000p	1031p	



SERVICE SUMMARY

January 2 to March 26, 2011

Route	RT dist (km) and date of last change	No. of					No. of					No. of					No. of					First dep NB or WB	First dep SB or EB	Last dep NB or WB	Last dep SB or EB														
		Veh type	Veh	Service interval	Run time (min)	Term time (min)	Avg spd (km/h)	Veh type	Veh	Service interval	Run time (min)	Term time (min)	Avg spd (km/h)	Veh type	Veh	Service interval	Run time (min)	Term time (min)	Avg spd (km/h)	Veh type	Veh					Service interval	Run time (min)	Term time (min)	Avg spd (km/h)										
505 DUNDAS	Ron/Rus																																						
Monday to Friday	07-Sep-10	Monday-Friday morning peak period					Monday-Friday midday					Monday-Friday afternoon peak period					Monday-Friday early evening					Monday-Friday late evening																	
505 Dundas West Stn – Broadview Stn	21.47	CLRV	18	5 ' 30 "	94	5	13.7	CLRV	19	5 ' 30 "	96	9	13.4	CLRV	19	5 ' 40 "	100	8	12.9	CLRV	11	8 ' 00 "	83	5	15.5	CLRV	6	14 ' 00 "	78	6	16.5	520a	520a	1252a	1249a				
Saturday	11-Sep-10	Saturday early morning					Saturday morning					Saturday afternoon					Saturday early evening					Saturday late evening																	
505 Dundas West Stn – Broadview Stn	21.47	CLRV	9	10 ' 00 "	84	6	15.3	CLRV	18	6 ' 00 "	104	4	12.4	CLRV	24	4 ' 45 "	105	9	12.3	CLRV	8	12 ' 00 "	91	5	14.2	CLRV	6	14 ' 00 "	78	6	16.5	527a	536a	1251a	1251a				
Sunday	05-Sep-10	Sunday early morning					Sunday morning					Sunday afternoon					Sunday early evening					Sunday late evening																	
505 Dundas West Stn – Broadview Stn	21.47	CLRV	4	20 ' 00 "	80	0	16.1	CLRV	12	8 ' 00 "	92	4	14.0	CLRV	18	5 ' 40 "	94	8	13.7	CLRV	8	12 ' 00 "	91	5	14.2	CLRV	6	14 ' 00 "	78	6	16.5	530a	530a	1246a	1249a				
26 DUPONT U	Mid																																						
Monday to Friday	07-Sep-10	Monday-Friday morning peak period					Monday-Friday midday					Monday-Friday afternoon peak period					Monday-Friday early evening					Monday-Friday late evening																	
26 St George Stn – Jane Stn	19.09	LF	6	13 ' 00 "	75	3	15.3	LF	4	20 ' 00 "	68	12	16.8	LF	6	14 ' 00 "	80	4	14.3	LF	3	20 ' 00 "	60	0	19.1	LF	2	30 ' 00 "	60	0	19.1	540a	510a	200a	130a				
Saturday	29-Nov-08	Saturday early morning					Saturday morning					Saturday afternoon					Saturday early evening					Saturday late evening																	
26 St George Stn – Jane Stn	19.09	LF	2	30 ' 00 "	60	0	19.1	LF	3	24 ' 00 "	72	0	15.9	LF	3	24 ' 00 "	72	0	15.9	LF	3	24 ' 00 "	72	0	15.9	LF	2	30 ' 00 "	60	0	19.1	540a	540a	200a	130a				
Sunday	23-Nov-08	Sunday early morning					Sunday morning					Sunday afternoon					Sunday early evening					Sunday late evening																	
26 St George Stn – Jane Stn	19.09	LF	2	30 ' 00 "	60	0	19.1	LF	2	30 ' 00 "	60	0	19.1	LF	2	30 ' 00 "	60	0	19.1	LF	2	30 ' 00 "	60	0	19.1	LF	2	30 ' 00 "	60	0	19.1	710a	740a	140a	110a				
111 EAST MALL U	Os																																						
Monday to Friday	29-Mar-10	Monday-Friday morning peak period					Monday-Friday midday					Monday-Friday afternoon peak period					Monday-Friday early evening					Monday-Friday late evening																	
111 Kipling Stn – Eglinton	17.93	LF	5	10 ' 00 "	46	4	23.4	LF	4	12 ' 00 "	46	2	23.4	LF	5	11 ' 00 "	49	6	22.0	LF	3	15 ' 00 "	45	0	23.9	LF	2	20 ' 00 "	36	4	29.9	525a	510a	120a	103a				
Saturday	20-Feb-10	Saturday early morning					Saturday morning					Saturday afternoon					Saturday early evening					Saturday late evening																	
111 Kipling Stn – Eglinton	17.93	LF	2	20 ' 00 "	40	0	26.9	LF	3.5	15 ' 00 "	52	0	20.6	LF	5	11 ' 00 "	47	8	22.9	LF	2	20 ' 00 "	39	1	27.6	LF	2	20 ' 00 "	36	4	29.9	551a	610a	102a	1247a				
		Alternates trips with 123 SHORNCLIFFE																																					
Sunday	14-Feb-10	Sunday morning					Sunday afternoon					Sunday early evening					Sunday late evening																						
111 Kipling Stn – Eglinton	17.93	LF	3	15 ' 00 "	45	0	23.9	LF	3	18 ' 00 "	47	7	22.9	LF	2	20 ' 00 "	39	1	27.6	LF	2	20 ' 00 "	36	4	29.9	LF	2	20 ' 00 "	36	4	29.9	820a	849a	103a	1247a				
404 EAST YORK COMMUNITY BUS U	W-T																																						
Monday to Friday	Mar-05	Monday-Friday midday					Monday-Friday afternoon peak period																																
404 East General Hospital – Shoppers World via Victoria Park Stn		CB	1	75 ' 00 "	75	0		CB	1	75 ' 00 "	75	0																											
34 EGLINTON EAST U	Egl																																						
Monday to Friday	07-Sep-10	Monday-Friday morning peak period					Monday-Friday midday					Monday-Friday afternoon peak period					Monday-Friday early evening					Monday-Friday late evening																	
34 Eglinton Stn – Kingston Rd	33.71	LF	14	8 ' 00 "	112	0	18.1						LF	13	9 ' 15 "	118	3	17.2						LF	10	8 ' 00 "	80	0	17.5	LF	5	14 ' 00 "	70	0	20.0	518a	500a	904a	835a
34C Eglinton Stn – Kennedy Stn	23.33	LF	11	8 ' 00 "	84	4	16.7	LF	12	6 ' 45 "	81	0	17.3	LF	10	9 ' 15 "	86	7	16.3	LF	10	8 ' 00 "	80	0	17.5	LF	5	14 ' 00 "	70	0	20.0	308p	243p	700p	618p				
Combined/Average			25	4 ' 00 "				LF	12	6 ' 45 "				LF	23	4 ' 38 "				LF	10	8 ' 00 "				LF	5	14 ' 00 "				642a	621a	210a	200a				
Saturday	23-Feb-08	Saturday early morning					Saturday morning					Saturday afternoon					Saturday early evening					Saturday late evening																	
34C Eglinton Stn – Kennedy Stn	23.33	LF	6	12 ' 00 "	72	0	19.4	LF	9	8 ' 30 "	76	1	18.4	LF	11	7 ' 00 "	76	1	18.4	LF	6	11 ' 00 "	66	0	21.2	LF	4	15 ' 00 "	60	0	23.3	501a	514a	210a	200a				
Sunday	30-Mar-08	Sunday early morning					Sunday morning					Sunday afternoon					Sunday early evening					Sunday late evening																	
34C Eglinton Stn – Kennedy Stn	23.33	LF	6	12 ' 00 "	72	0	19.4	LF	6	12 ' 00 "	72	0	19.4	LF	8	9 ' 30 "	72	4	19.4	LF	4	17 ' 00 "	66	2	21.2	LF	3	20 ' 00 "	60	0	23.3	702a	715a	220a	150a				
305 EGLINTON EAST U	Egl																																						
Overnight, 7 days a week	14-Feb-10	Monday-Friday overnight					Saturday overnight					Sunday overnight																											
305 Eglinton Stn – Rouge Hill GO Stn	48.20	LF	3.5	30 ' 00 "	105	0	27.5	LF	3.5	30 ' 00 "	105	0	27.5	LF	3.5	30 ' 00 "	105	0	27.5																				
		Alternates trips with 354 LAWRENCE EAST																																					



SERVICE SUMMARY

January 2 to March 26, 2011

Route	RT dist (km) and date of last change	No. of					Run time					Term					Avg spd					No. of	Run time (min)	Term (min)	Avg spd (km/h)	No. of	Run time (min)	Term (min)	Avg spd (km/h)	No. of	Run time (min)	Term (min)	Avg spd (km/h)	No. of	Run time (min)	Term (min)	Avg spd (km/h)	First dep NB or WB	First dep SB or EB	Last dep NB or WB	Last dep SB or EB						
		Veh type	Veh	Service interval	(min)	(min)	(km/h)	Veh type	Veh	Service interval	(min)	(min)	(km/h)	Veh type	Veh	Service interval	(min)	(min)	(km/h)	Veh type	Veh																					Service interval	(min)	(min)	(km/h)	Veh type	Veh
32 EGLINTON WEST U	Mid																																														
Monday to Friday	12-Oct-10	Monday-Friday morning peak period					Monday-Friday midday					Monday-Friday afternoon peak period					Monday-Friday early evening					Monday-Friday late evening																									
32 Eglinton Stn – Renforth	32.99	LF	27	4 ' 30 "	119	3	17.5	LF	10	11 ' 00 "	108	2	19.2	LF	18	7 ' 00 "	118	8	17.6	LF	10	11 ' 00 "	109	1	19.1	HF	6	15 ' 00 "	90	0	22.0	914p	1010p	120a	110a												
32A Eglinton Stn – Renforth & Skymark	34.65	LF	27	4 ' 30 "	119	3	17.5	LF	10	11 ' 00 "	108	2	19.2	LF	18	7 ' 00 "	118	8	17.6	LF	10	11 ' 00 "	109	1	19.1	LF	6	15 ' 00 "	90	0	22.0	442a	516a	903p	1000p												
32C Eglinton Stn – Jane & Lawrence via Trethewey	20.18	LF	19	4 ' 30 "	85	1	14.3	LF	8	11 ' 00 "	84	4	14.4	LF	13	7 ' 00 "	89	2	13.6	LF	8	11 ' 00 "	84	4	14.4	LF	5	15 ' 00 "	70	5	17.3	547a	535a	110a	130a												
32D Eglinton West Stn – Jane & Emmett	13.21	LF	5	9 ' 00 "	43	2	18.4	LF	5	11 ' 00 "	48	7	16.5	LF	7	7 ' 00 "	47	2	16.9	LF	2	24 ' 00 "	48	0	16.5	LF	2	24 ' 00 "	44	4	18.0	630a	601a	104a	104a												
Combined/Average			51	1 ' 48 "					23	3 ' 40 "					38	2 ' 20 "					20	4 ' 28 "					13	5 ' 43 "																			
Saturday	24-Oct-09	Saturday early morning					Saturday morning					Saturday afternoon					Saturday early evening					Saturday late evening																									
32 Eglinton Stn – Renforth	32.99	LF	7	15 ' 00 "	95	10	21.9	LF	14	9 ' 00 "	125	1	16.6	LF	14	9 ' 00 "	125	1	16.6	LF	5	20 ' 00 "	96	4	20.6	LF	4	24 ' 00 "	90	6	22.0	442a	515a	108a	111a												
32A Eglinton Stn – Renforth & Skymark	34.65	LF	7	15 ' 00 "	95	10	21.9	LF	14	9 ' 00 "	125	1	16.6	LF	14	9 ' 00 "	125	1	16.6	LF	5	20 ' 00 "	96	4	20.6	LF	4	24 ' 00 "	90	6	22.0	545a	627a	602p	712p												
32C Eglinton Stn – Jane & Lawrence via Trethewey	20.18	LF	5	15 ' 00 "	75	0	16.1	LF	11	9 ' 00 "	96	3	12.6	LF	11	9 ' 00 "	96	3	12.6	LF	4	20 ' 00 "	72	8	16.8	LF	3	24 ' 00 "	70	2	17.3	552a	530a	120a	132a												
32D Eglinton West Stn – Jane & Emmett	13.21	LF	2	24 ' 00 "	43	5	18.4	LF	2	30 ' 00 "	60	0	13.2	LF	2	30 ' 00 "	60	0	13.2	LF	2	24 ' 00 "	48	0	16.5	LF	2	24 ' 00 "	44	4	18.0	618a	614a	104a	103a												
Combined/Average			14	5 ' 43 "					27	3 ' 55 "					27	3 ' 55 "					11	7 ' 04 "					9	8 ' 00 "																			
Sunday	21-Jun-09	Sunday early morning					Sunday morning					Sunday afternoon					Sunday early evening					Sunday late evening																									
32 Eglinton Stn – Renforth	32.99	LF	3.5	30 ' 00 "	90	15	22.0	LF	7	14 ' 00 "	98	0	20.2	LF	10	10 ' 00 "	99	1	20.0	LF	5.5	18 ' 00 "	96	3	20.6	LF	3.5	30 ' 00 "	90	15	22.0	442a	525a	100a	1257a												
32C Eglinton Stn – Jane & Lawrence via Trethewey	20.18	LF	2.5	30 ' 00 "	70	5	17.3	LF	6	14 ' 00 "	80	4	15.1	LF	8	10 ' 00 "	80	0	15.1	LF	4.5	18 ' 00 "	72	9	16.8	LF	2.5	30 ' 00 "	70	5	17.3	700a	740a	115a	119a												
32D Eglinton West Stn – Jane & Emmett	13.21	LF	2	24 ' 00 "	44	4	18.0	LF	2	24 ' 00 "	44	4	18.0	LF	2	24 ' 00 "	46	2	17.2	LF	2	24 ' 00 "	42	6	18.9	LF	2	24 ' 00 "	37	11	21.4	900a	903a	100a	102a												
Combined/Average			6	15 ' 00 "					15	5 ' 25 "					20	4 ' 08 "					12	6 ' 33 "					8	9 ' 14 "																			
307 EGLINTON WEST U	Mid																																														
Overnight, 7 days a week	23-Nov-08	Monday-Friday overnight					Saturday overnight					Sunday overnight																																			
307 Eglinton Stn – Pearson Airport	38.95	LF	3	30 ' 00 "	90	0	26.0	LF	3	30 ' 00 "	90	0	26.0	LF	3	30 ' 00 "	90	0	26.0																												
405 ETOBICOKE COMMUNITY BUS U	W-T																																														
Monday to Friday	24-Oct-05	Monday-Friday midday					Monday-Friday afternoon peak period																																								
405 Richview – Kipling		CB	1	74 ' 00 "	74	0		CB	1	74 ' 00 "	74	0																																			
15 EVANS U	Osy																																														
Monday to Friday	07-Sep-10	Monday-Friday morning peak period					Monday-Friday midday					Monday-Friday afternoon peak period					Monday-Friday early evening					Monday-Friday late evening																									
15 Royal York Stn – Sherway	16.51	LF	4	12 ' 30 "	50	0	19.8	LF	2	22 ' 30 "	45	0	22.0	LF	4	12 ' 30 "	50	0	19.8	LF	1.5	30 ' 00 "	40	5	24.8	LF	1.5	30 ' 00 "	40	5	24.8	600a	545a	115a	105a												
		Alternates trips with 48 RATHBURN					Alternates trips with 48 RATHBURN					Alternates trips with 48 RATHBURN					Alternates trips with 48 RATHBURN					Alternates trips with 48 RATHBURN																									
Saturday	29-Nov-08	Saturday early morning					Saturday morning					Saturday afternoon					Saturday early evening					Saturday late evening																									
15 Royal York Stn – Sherway	16.51	LF	1.5	30 ' 00 "	45	0	22.0	LF	1.5	30 ' 00 "	45	0	22.0	LF	1.5	30 ' 00 "	45	0	22.0	LF	1.5	30 ' 00 "	40	5	24.8	LF	1.5	30 ' 00 "	40	5	24.8	600a	600a	100a	1250a												
		Alternates trips with 48 RATHBURN					Alternates trips with 48 RATHBURN					Alternates trips with 48 RATHBURN					Alternates trips with 48 RATHBURN					Alternates trips with 48 RATHBURN																									
Sunday	23-Nov-08	Sunday morning					Sunday afternoon					Sunday early evening					Sunday late evening																														
15 Royal York Stn – Sherway	16.51	LF	1.5	30 ' 00 "	40	5	24.8	LF	1.5	30 ' 00 "	40	5	24.8	LF	1.5	30 ' 00 "	40	5	24.8	LF	1.5	30 ' 00 "	40	5	24.8	LF	1.5	30 ' 00 "	40	5	24.8	907a	900a	107a	100a												
		Alternates trips with 48 RATHBURN					Alternates trips with 48 RATHBURN					Alternates trips with 48 RATHBURN					Alternates trips with 48 RATHBURN																														
193 EXHIBITION ROCKET U	Wit																																														
193 Dundas West Stn – Exhibition		Bus service provided only during special events																																													



SERVICE SUMMARY

January 2 to March 26, 2011

Route	RT dist (km) and date of last change	Veh type	No. of Veh	Service interval	Run time (min)	Term time (min)	Avg spd (km/h)	Veh type	No. of Veh	Service interval	Run time (min)	Term time (min)	Avg spd (km/h)	Veh type	No. of Veh	Service interval	Run time (min)	Term time (min)	Avg spd (km/h)	Veh type	No. of Veh	Service interval	Run time (min)	Term time (min)	Avg spd (km/h)	Veh type	No. of Veh	Service interval	Run time (min)	Term time (min)	Avg spd (km/h)	First dep NB or WB	First dep SB or EB	Last dep NB or WB	Last dep SB or EB					
104 FAYWOOD U	Wii																																							
Monday to Friday	23-Nov-09		Monday-Friday morning peak period					Monday-Friday midday					Monday-Friday afternoon peak period					Monday-Friday early evening					Monday-Friday late evening																	
104 Wilson Stn – Downsview Stn	16.24	LF	4	12'00"	44	4	22.1	LF	3	14'00"	38	4	25.6	LF	4	12'00"	44	4	22.1	LF	3	14'00"	38	4	25.6	LF	2	20'00"	38	2	25.6	548a	557a	100a	119a					
Saturday	28-Nov-09		Saturday early morning					Saturday morning					Saturday afternoon					Saturday early evening					Saturday late evening																	
104 Wilson Stn – Downsview Stn	16.24	LF	3	14'00"	36	6	27.1	LF	3	14'00"	38	4	25.6	LF	3	14'00"	38	4	25.6	LF	3	14'00"	38	4	25.6	LF	2	20'00"	38	2	25.6	615a	636a	115a	134a					
Sunday	22-Nov-09		Sunday morning					Sunday afternoon					Sunday early evening					Sunday late evening																						
104 Wilson Stn – Downsview Stn	16.24							LF	2	20'00"	38	2	25.6	LF	2	20'00"	38	2	25.6	LF	2	20'00"	38	2	25.6	LF	2	20'00"	38	2	25.6	745a	805a	125a	125a					
139 FINCH-DON MILLS U	Mal																																							
Monday to Friday	12-Oct-10		Monday-Friday morning peak period					Monday-Friday midday					Monday-Friday afternoon peak period					Monday-Friday early evening																						
139E Don Mills Stn – Neilson & Finch	27.24	Lift	5	14'00"	70	0	23.3							Lift	5	14'00"	70	0	23.3																610a	646a	912a	934a		
																																	227p	300p	639p	700p				
39 FINCH EAST U	Mal																																							
Monday to Friday	22-Nov-10		Monday-Friday morning peak period					Monday-Friday midday					Monday-Friday afternoon peak period					Monday-Friday early evening					Monday-Friday late evening																	
39 Finch Stn – Seneca College	11.39	Lift	5	7'00"	32	3	21.4							Lift	4	9'00"	32	4	21.4																	625a	644a	859a	857a	
39F Finch Stn – Seneca College Express	33.46	Lift	28	3'30"	96	2	20.9	Lift	17	5'00"	85	0	23.6	Lift	23	4'30"	100	4	20.1	Lift	11	8'00"	86	2	23.3	Lift	13	5'30"	72	0	28.1	459a	515a	200a	225a					
39D Finch Stn – Neilson	33.46	Lift	1	14'00"	108	4	24.0							Lift	1	13'30"	112	5	23.1															604a	536a	852a	810a			
39G Finch Stn – Old Finch	43.12																																320p	300p	643p	649p				
Combined/Average			34	2'20"				17	5'00"					28	3'00"					11	8'00"						13	5'30"												
			39/39F buses operate WB as 39 (local) and operate EB as 39F (express) Every 4th 39D operates as a 39G					39/39F buses operate EB as 39 (local) and operate WB as 39F (express) Every 3rd 39D operates as a 39G																																
Saturday	16-Oct-10		Saturday early morning					Saturday morning					Saturday afternoon					Saturday early evening					Saturday late evening																	
39D Finch Stn – Neilson	33.46	Lift	12	7'30"	88	2	22.8	Lift	12	7'30"	90	0	22.3	Lift	13	7'00"	91	0	22.1	Lift	18	5'00"	86	4	23.3	Lift	9	8'00"	70	2	28.7	501a	531a	200a	200a					
Sunday	28-Mar-10		Sunday early morning					Sunday morning					Sunday afternoon					Sunday early evening					Sunday late evening																	
39D Finch Stn – Neilson	33.46	Lift	16	5'45"	90	2	22.3	Lift	16	5'45"	90	2	22.3	Lift	21	4'20"	90	1	22.3	Lift	12	7'15"	85	2	23.8	Lift	7	10'00"	70	0	28.7	500a	530a	200a	225a					
308 FINCH EAST U	Mal/Arw																																							
Overnight, 7 days a week	16-Feb-03		Monday-Friday overnight					Saturday overnight					Sunday overnight																											
308 Finch Stn – Markham Rd	33.57	LF	2	30'00"	64	0	31.5	LF	2	30'00"	64	0	31.5	LF	2	30'00"	64	0	31.5																					
			Alternates trips with 309 FINCH WEST					Alternates trips with 309 FINCH WEST					Alternates trips with 309 FINCH WEST																											
199 FINCH ROCKET U	Mal																																							
Monday to Friday	22-Nov-10		Monday-Friday morning peak period					Monday-Friday midday					Monday-Friday afternoon peak period					Monday-Friday early evening																						
199 Finch Stn-Scarborough Centre Stn	33.02	Lift	24	4'00"	92	4	21.5	Lift	15	5'20"	80	0	24.8	Lift	17	5'30"	94	0	21.2	Lift	10	8'00"	80	0	24.8											556a	619a	1000p	1000p	
Saturday	16-Oct-10		Saturday morning					Saturday afternoon																																
199 Finch Stn-Scarborough Centre Stn	33.02							Lift	11	7'30"	82	0	24.0	Lift	12	7'00"	84	0	23.6																		903a	903a	619p	558p



SERVICE SUMMARY

January 2 to March 26, 2011

Route	RT dist (km) and date of last change	No. of Veh	Service interval	Run time (min)	Term time (min)	Avg spd (km/h)	No. of Veh	Service interval	Run time (min)	Term time (min)	Avg spd (km/h)	No. of Veh	Service interval	Run time (min)	Term time (min)	Avg spd (km/h)	No. of Veh	Service interval	Run time (min)	Term time (min)	Avg spd (km/h)	No. of Veh	Service interval	Run time (min)	Term time (min)	Avg spd (km/h)	First dep NB or WB	First dep SB or EB	Last dep NB or WB	Last dep SB or EB							
36 FINCH WEST U	Arw																																				
Monday to Friday	03-Jan-11	Monday-Friday morning peak period						Monday-Friday midday						Monday-Friday afternoon peak period						Monday-Friday early evening						Monday-Friday late evening											
36A Finch Stn – Kipling	30.89	LF	11	8'00"	88	0	21.1	LF	10.5	9'00"	94	0	19.7	LF	9	12'00"	104	4	17.8																		
36B Finch Stn – Humberwood	39.97	LF	15	8'00"	120	0	20.0	LF	13.5	9'00"	120	2	20.0	LF	22	6'00"	130	2	18.4	LF	16	6'45"	108	0	22.2	LF	12	8'00"	95	1	25.2	519a	922a	630p	638p		
36C Finch Stn – Jane	19.50	LF	4	16'00"	62	2	18.9																														
36D Finch Stn – Weston Rd & Milvan	27.25	LF	5	16'00"	78	2	21.0					LF	8	12'00"	91	5	18.0																				
Combined/Average			35	2'40"				24	4'30"			39	3'00"							16	6'45"					12	8'00"										
Saturday	23-Feb-08	Saturday early morning						Saturday morning						Saturday afternoon						Saturday early evening						Saturday late evening											
36A Finch Stn – Kipling	30.89							LF	9	11'00"	92	7	20.1	LF	9	11'00"	92	7	20.1																		
36B Finch Stn – Humberwood	39.97	LF	10	10'00"	95	5	25.2	LF	11	11'00"	120	1	20.0	LF	11	11'00"	120	1	20.0	LF	10	9'00"	90	0	26.6	LF	7	13'00"	90	1	26.6	1006a	1020a	727p	651p		
Combined/Average			10	10'00"				20	5'30"			20	5'30"							10	9'00"					7	13'00"										
Sunday	21-Jun-09	Sunday early morning						Sunday morning						Sunday afternoon						Sunday early evening						Sunday late evening											
36B Finch Stn – Humberwood	39.97	LF	6	15'00"	90	0	26.6	LF	13	8'00"	97	7	24.7	LF	17	6'00"	97	5	24.7	LF	10	9'00"	90	0	26.6	LF	7	13'00"	90	1	26.6	535a	550a	230a	154a		
309 FINCH WEST U	Arw/Mal																																				
Overnight, 7 days a week	17-May-08	Monday-Friday overnight						Saturday overnight						Sunday overnight																							
309 Finch Stn – Woodbine Racetrack	45.42	LF	3	30'00"	86	0	31.7	LF	3	30'00"	86	0	31.7	LF	3	30'00"	86	0	31.7																		
		Alternates trips with 308 FINCH EAST						Alternates trips with 308 FINCH EAST						Alternates trips with 308 FINCH EAST																							
100 FLEMINGDON PARK U	Egl																																				
Monday to Friday	07-Sep-10	Monday-Friday morning peak period						Monday-Friday midday						Monday-Friday afternoon peak period						Monday-Friday early evening						Monday-Friday late evening											
100 Broadview Stn – Eglinton Stn	31.06	LF	3	14'00"	98	4	19.0	LF	12	8'00"	95	1	19.6	LF	3	16'30"	100	10	18.6	LF	12	7'30"	90	0	20.7	LF	6	15'00"	80	10	23.3	535a	505a	120a	120a		
100A Broadview Stn – Don Mills & Wynford	20.53	LF	17	3'30"	60	0	20.7							LF	11	5'30"	61	0	20.4																		
100D Broadview Stn – Don Mills & Wynford via Linkwood	20.63	LF		14'00"	60	0	20.6							LF		16'30"	61	0	20.3																		
Combined/Average			20	3'30"				12	8'00"			14	6'00"							12	7'30"					6	15'00"										
		Every 4th 100A operates as a 100												Every 3rd 100A operates as a 100																							
		Every 4th 100A operates as a 100D												Every 3rd 100A operates as a 100D																							
Saturday	23-Feb-08	Saturday early morning						Saturday morning						Saturday afternoon						Saturday early evening						Saturday late evening											
100 Broadview Stn – Eglinton Stn	31.06	LF	3	30'00"	90	0	20.7	LF	11	8'15"	91	0	20.5	LF	11	8'15"	91	0	20.5	LF	10	9'00"	90	0	20.7	LF	4	20'00"	80	0	23.3	615a	600a	120a	120a		
Sunday	17-Feb-08							Sunday morning						Sunday afternoon						Sunday early evening						Sunday late evening											
100 Broadview Stn – Eglinton Stn	31.06							LF	5	20'00"	90	10	20.7	LF	5	20'00"	90	10	20.7	LF	6	15'00"	90	0	20.7												
100A Broadview Stn – Don Mills & Wynford	20.53	LF	3	20'00"	60	0	20.5	LF	3	20'00"	60	0	20.5	LF	3	20'00"	60	0	20.5							LF	3	20'00"	60	0	31.1	910a	815a	915p	945p		
Combined/Average								8	10'00"			8	10'00"							6	15'00"					3	20'00"										
33 FOREST HILL U	Wll																																				
Monday to Friday	21-Jun-10	Monday-Friday morning peak period						Monday-Friday midday						Monday-Friday afternoon peak period						Monday-Friday early evening						Monday-Friday late evening											
33 St Clair West Stn – Eglinton (Roselawn)	7.17	LF	1	30'00"	30	0	14.3	LF	1	30'00"	30	0	14.3	LF	1	30'00"	30	0	14.3	LF	1	30'00"	30	0	14.3	LF	1	30'00"	30	0	14.3	700a	716a	100a	1246a		
Saturday	26-Jun-10	Saturday early morning						Saturday morning						Saturday afternoon						Saturday early evening						Saturday late evening											
33 St Clair West Stn – Eglinton (Roselawn)	7.17	LF	1	30'00"	30	0	14.3	LF	1	30'00"	30	0	14.3	LF	1	30'00"	30	0	14.3	LF	1	30'00"	30	0	14.3	LF	1	30'00"	30	0	14.3	700a	716a	100a	1246a		
Sunday	20-Jun-10							Sunday morning						Sunday afternoon						Sunday early evening						Sunday late evening											
33 St Clair West Stn – Eglinton (Roselawn)	7.17							LF	1	30'00"	30	0	14.3	LF	1	30'00"	30	0	14.3	LF	1	30'00"	30	0	14.3	LF	1	30'00"	30	0	14.3	900a	916a	100a	1246a		



SERVICE SUMMARY

January 2 to March 26, 2011

Route	RT dist (km) and date of last change	No. of Veh	Service interval	Run time (min)	Term time (min)	Avg spd (km/h)	No. of Veh	Service interval	Run time (min)	Term time (min)	Avg spd (km/h)	No. of Veh	Service interval	Run time (min)	Term time (min)	Avg spd (km/h)	No. of Veh	Service interval	Run time (min)	Term time (min)	Avg spd (km/h)	No. of Veh	Service interval	Run time (min)	Term time (min)	Avg spd (km/h)	First dep NB or WB	First dep SB or EB	Last dep NB or WB	Last dep SB or EB													
135 GERRARD U	Bir																																										
Monday to Friday	10-May-10	Monday-Friday morning peak period						Monday-Friday midday						Monday-Friday afternoon peak period						Monday-Friday early evening						Monday-Friday late evening																	
135 Warden Stn – Main Street Stn	10.81	LF	2	18'00"	36	0	18.0	LF	2	18'00"	36	0	18.0	LF	2	18'00"	36	0	18.0	LF	1	30'00"	30	0	21.6	LF	1	30'00"	26	4	25.0	547a	530a	132a	145a								
Saturday	29-Nov-08	Saturday early morning						Saturday morning						Saturday afternoon						Saturday early evening						Saturday late evening																	
135 Warden Stn – Main Street Stn	10.81	LF	1	30'00"	30	0	21.6	LF	2	20'00"	35	5	18.5	LF	2	20'00"	35	5	18.5	LF	1	30'00"	30	0	21.6	LF	1	30'00"	30	0	21.6	615a	600a	105a	120a								
Sunday	23-Nov-08	Sunday morning						Sunday afternoon						Sunday early evening						Sunday late evening																							
135 Warden Stn – Main Street Stn	10.81						LF	1	30'00"	30	0	21.6	LF	1	30'00"	30	0	21.6	LF	1	30'00"	30	0	21.6	LF	1	30'00"	30	0	21.6	855a	910a	125a	110a									
14 GLENCAIRN U	Wii																																										
Monday to Friday	04-Aug-09	Monday-Friday morning peak period						Monday-Friday midday						Monday-Friday afternoon peak period						Monday-Friday early evening						Monday-Friday late evening																	
14 Davisville Stn – Caledonia	13.42	LF	3	20'00"	48	12	16.8	LF	2	24'00"	45	3	17.9	LF	3	20'00"	48	12	16.8	LF	2	20'00"	40	0	20.1	LF	2	20'00"	40	0	20.1	600a	537a	105a	1245a								
Saturday	08-Aug-09	Saturday early morning						Saturday early morning						Saturday early morning						Saturday early morning																							
14 Davisville Stn – Caledonia	13.42	LF	2	20'00"	40	0	20.1	LF	2	24'00"	45	3	17.9	LF	2	24'00"	45	3	17.9	LF	2	20'00"	40	0	20.1	LF	2	20'00"	40	0	20.1	600a	540a	100a	1240a								
Sunday	02-Aug-09	Saturday early morning						Saturday early morning						Saturday early morning						Saturday early morning																							
14 Davisville Stn – Caledonia	13.42						LF	2	20'00"	40	0	20.1	LF	2	20'00"	40	0	20.1	LF	2	20'00"	40	0	20.1	LF	2	20'00"	40	0	20.1	900a	835a	100a	1240a									
122 GRAYDON HALL U	Wii																																										
Monday to Friday	03-Jan-11	Monday-Friday morning peak period						Monday-Friday midday						Monday-Friday afternoon peak period						Monday-Friday early evening						Monday-Friday late evening																	
122 York Mills Stn – Roywood via Lesmill	18.76	LF	6	10'00"	58	2	19.4	LF	3	17'00"	48	3	23.5	LF	5	13'00"	62	3	18.2	LF	1.5	30'00"	55	0	20.5	LF	1.5	30'00"	48	4	23.5	615a	615a	129a	105a								
Saturday	26-Jun-10	Saturday early morning						Saturday morning						Saturday afternoon						Monday-Friday early evening						Monday-Friday late evening																	
122 York Mills Stn – Roywood via Lesmill	18.76	LF	1.5	30'00"	50	3	22.5	LF	1.5	30'00"	50	3	22.5	LF	1.5	30'00"	50	3	22.5	LF	1.5	30'00"	45	5	25.0	LF	1.5	30'00"	45	5	25.0	610a	615a	137a	115a								
Sunday	20-Jun-10	Alternates trips with 115 SILVER HILLS						Alternates trips with 115 SILVER HILLS						Alternates trips with 115 SILVER HILLS						Alternates trips with 115 SILVER HILLS						Alternates trips with 115 SILVER HILLS																	
122 York Mills Stn – Roywood via Lesmill	18.76						LF	1.5	30'00"	50	3	22.5	LF	1.5	30'00"	50	3	22.5	LF	1.5	30'00"	45	5	25.0	LF	1.5	30'00"	45	5	25.0	910a	845a	137a	115a									
31 GREENWOOD U	Bir																																										
Monday to Friday	29-Mar-10	Monday-Friday morning peak period						Monday-Friday midday						Monday-Friday afternoon peak period						Monday-Friday early evening						Monday-Friday late evening																	
31 Greenwood Stn – Queen	4.70	LF	3	8'00"	24	0	11.7	LF	2	12'00"	24	0	11.7	LF	3	8'00"	24	0	11.7	LF	2	10'00"	20	0	14.1																		
31B Greenwood Stn – Eastern	6.68																																										
		31B operates until 800a, 31 operates after 800a												4 Trips 31B operates approx 330p to 415p																													
Saturday	29-Nov-08	Saturday early morning						Saturday morning						Saturday afternoon						Saturday early evening						Saturday late evening																	
31 Greenwood Stn – Queen	4.70						LF	1	20'00"	20	0	14.1	LF	1	20'00"	20	0	14.1	LF	1	20'00"	20	0	14.1																			
31B Greenwood Stn – Eastern	6.68	LF	1	25'00"	25	0	16.0																																				
Sunday	23-Nov-08	Sunday early morning						Sunday morning						Sunday afternoon						Sunday early evening						Sunday late evening																	
31 Greenwood Stn – Queen	4.70						LF	1	20'00"	20	0	14.1	LF	1	20'00"	20	0	14.1	LF	1	20'00"	20	0	14.1																			
31B Greenwood Stn – Eastern	6.68																																										



SERVICE SUMMARY

January 2 to March 26, 2011

Route	RT dist (km) and date of last change	Monday-Friday morning peak period					Monday-Friday midday					Monday-Friday afternoon peak period					Monday-Friday early evening					Monday-Friday late evening					First dep NB or WB	First dep SB or EB	Last dep NB or WB	Last dep SB or EB					
		Veh type	No. of Veh	Service interval	Run time (min)	Term time (min)	Avg spd (km/h)	Veh type	No. of Veh	Service interval	Run time (min)	Term time (min)	Avg spd (km/h)	Veh type	No. of Veh	Service interval	Run time (min)	Term time (min)	Avg spd (km/h)	Veh type	No. of Veh	Service interval	Run time (min)	Term time (min)	Avg spd (km/h)	Veh type					No. of Veh	Service interval	Run time (min)	Term time (min)	Avg spd (km/h)
509 HARBOURFRONT	Ron																																		
Monday to Friday	03-Jan-11	Monday-Friday morning peak period					Monday-Friday midday					Monday-Friday afternoon peak period					Monday-Friday early evening					Monday-Friday late evening													
509 Exhibition – Union Station	9.30	CLRV	6	6'00"	34	2	16.4	CLRV	5	7'15"	32	4	17.4	CLRV	7	5'30"	34	5	16.4	CLRV	5	7'15"	32	5	17.6	CLRV	3	10'00"	30	0	18.6	603a	548a	115a	100a
Saturday	11-Sep-10	Saturday early morning					Saturday morning					Saturday afternoon					Saturday early evening					Saturday late evening													
509 Exhibition – Union Station	9.30	CLRV	2	17'00"	32	2	17.4	CLRV	4	9'00"	32	4	17.4	CLRV	4	10'00"	34	6	16.4	CLRV	3	12'00"	32	4	17.4	CLRV	2	15'00"	30	0	18.6	610a	555a	115a	100a
Sunday	05-Sep-10	Sunday morning					Sunday afternoon					Sunday early evening					Sunday late evening																		
509 Exhibition – Union Station	9.30						CLRV	3	12'00"	32	4	17.4	CLRV	4	10'00"	34	6	16.4	CLRV	2	17'00"	32	2	17.4	CLRV	2	15'00"	30	0	18.6	901a	845a	115a	100a	
38 HIGHLAND CREEK U	Mal																																		
Monday to Friday	07-Sep-10	Monday-Friday morning peak period					Monday-Friday midday					Monday-Friday afternoon peak period					Monday-Friday early evening					Monday-Friday late evening													
38 Scarborough Centre Stn – Rouge Hill GO Stn	24.01	LF	4.5	15'00"	66	2	21.3	LF	5.5	12'00"	60	6	21.8	LF	6	12'00"	70	2	20.0	LF	5	12'00"	60	0	24.0	LF	2.5	20'00"	50	0	28.8	503a	530a	115a	130a
38A Scarborough Centre Stn – U of T Scarborough	18.10	LF	3.5	15'00"	42	11	20.7	LF	3.5	12'00"	40	2	25.9	LF	4	12'00"	48	0	22.6											823a	752a	706p	654p		
		8			7'30"		9			6'00"		10			6'00"		5			12'00"		2.5 20'00"					Alternates trips with 133 NEILSON								
Saturday	10-Jan-09	Saturday early morning					Saturday morning					Saturday afternoon					Saturday early evening					Saturday late evening													
38 Scarborough Centre Stn – Rouge Hill GO Stn	24.01	LF	4	15'00"	60	0	24.0	LF	4	15'00"	60	0	24.0	LF	5	12'00"	60	0	24.0	LF	3	20'00"	60	0	24.0	LF	2.5	20'00"	50	0	28.8	551a	621a	1255a	110a
		Alternates trips with 133 NEILSON																																	
Sunday	04-Jan-09	Sunday morning					Sunday afternoon					Sunday early evening					Sunday late evening																		
38 Scarborough Centre Stn – Rouge Hill GO Stn	24.01						LF	4	15'00"	60	0	24.0	LF	4	15'00"	60	0	24.0	LF	2	30'00"	60	0	24.0	LF	2	30'00"	60	0	24.0	850a	820a	100a	100a	
191 HIGHWAY 27 ROCKET U	Arw																																		
January 2 to February 12, 2011		Monday-Friday morning peak period					Monday-Friday midday					Monday-Friday afternoon peak period					Monday-Friday early evening					Monday-Friday late evening													
Monday to Friday	03-Jan-11	LF	14	5'30"	76	1	33.2	LF	7	10'00"	70	0	36.0	LF	13	6'30"	84	1	30.0	LF	3	22'00"	66	0	38.2	LF	2	30'00"	60	0	42.0	612a	505a	100a	1230a
191 Kipling Stn – Steeles	41.99																																		
191A Kipling Stn – Humber College	31.53						Six Trips																												
		Operates NB via Attwell and Royalcrest																																	
		Operates SB via Royalcrest and Attwell																																	
February 13 to March 26, 2011		Monday-Friday morning peak period					Monday-Friday midday					Monday-Friday afternoon peak period					Monday-Friday early evening					Monday-Friday late evening													
Monday to Friday	14-Feb-11	LF	14	5'30"	76	1	33.2	LF	7	10'00"	70	0	36.0	LF	14	6'15"	84	4	30.0	LF	3	22'00"	66	0	38.2	LF	2	30'00"	60	0	42.0	612a	505a	100a	1230a
191 Kipling Stn – Steeles	41.99																																		
191A Kipling Stn – Humber College	31.53						Six Trips																												
		Operates NB via Attwell and Royalcrest																																	
		Operates SB via Royalcrest and Attwell																																	
January 2 to March 26, 2011		Saturday early morning					Saturday morning					Saturday afternoon					Saturday early evening					Saturday late evening													
Saturday	09-Jan-10	LF	2	30'00"	60	0	38.6	LF	4	17'00"	66	2	35.1	LF	6	12'00"	66	6	35.1	LF	3	22'00"	66	0	35.1	LF	2	30'00"	60	0	38.6	630a	600a	100a	1230a
191 Kipling Stn – Steeles	38.59																																		
Sunday	21-Jun-09	Sunday morning					Sunday afternoon					Sunday early evening					Sunday late evening																		
191 Kipling Stn – Steeles	38.59						LF	3	20'00"	60	0	38.6	LF	3	22'00"	66	0	35.1	LF	3	22'00"	66	0	35.1	LF	2	30'00"	60	0	38.6	850a	815a	100a	1230a	



SERVICE SUMMARY

January 2 to March 26, 2011

Route	RT dist (km) and date of last change	Monday-Friday morning peak period					Monday-Friday midday					Monday-Friday afternoon peak period					Monday-Friday early evening					Monday-Friday late evening					First dep NB or WB	First dep SB or EB	Last dep NB or WB	Last dep SB or EB																	
		Veh type	No. of Veh	Service interval	Run time (min)	Term time (min)	Avg spd (km/h)	Veh type	No. of Veh	Service interval	Run time (min)	Term time (min)	Avg spd (km/h)	Veh type	No. of Veh	Service interval	Run time (min)	Term time (min)	Avg spd (km/h)	Veh type	No. of Veh	Service interval	Run time (min)	Term time (min)	Avg spd (km/h)	Veh type					No. of Veh	Service interval	Run time (min)	Term time (min)	Avg spd (km/h)												
169 HUNTINGWOOD U	Egl																																														
Monday to Friday	04-Jan-10	Monday-Friday morning peak period					Monday-Friday midday					Monday-Friday afternoon peak period					Monday-Friday early evening					Monday-Friday late evening																									
169 Don Mills Stn – Scarborough Centre Stn	24.16	LF	4	20 ' 00 "	66	14	22.0					LF	3	30 ' 00 "	73	17	19.9															530a	540a	900a	840a												
169A Don Mills Stn – Scarborough Centre Stn via Van Horne	28.39							LF	3	30 ' 00 "	77	13	22.1					LF	3	30 ' 00 "	75	15	22.7	LF	3	30 ' 00 "	72	18	23.7			930a	900a	230p	245p												
																															730p	645p	100a	115a													
Saturday	09-Jan-10	Saturday early morning					Saturday morning					Saturday afternoon					Saturday early evening					Saturday late evening																									
169A Don Mills Stn – Scarborough Centre Stn via Van Horne	28.39	LF	3	30 ' 00 "	75	15	22.7	LF	3	30 ' 00 "	75	15	22.7	LF	3	30 ' 00 "	75	15	22.7	LF	3	30 ' 00 "	75	15	22.7	LF	3	30 ' 00 "	72	18	23.7			600a	545a	100a	115a										
Sunday	03-Jan-10	Sunday morning					Sunday afternoon					Sunday early evening					Sunday late evening																														
169A Don Mills Stn – Scarborough Centre Stn via Van Horne	28.39							LF	3	30 ' 00 "	72	18	23.7	LF	3	30 ' 00 "	72	18	23.7	LF	3	30 ' 00 "	72	18	23.7	LF	3	30 ' 00 "	72	18	23.7			915a	900a	1245a	100a										
37 ISLINGTON U	Arw	Service outside Toronto north of Steeles Avenue is provided under contract to York Region.																																													
Monday to Friday	07-Sep-10	Monday-Friday morning peak period					Monday-Friday midday					Monday-Friday afternoon peak period					Monday-Friday early evening					Monday-Friday late evening																									
37 Islington Stn – Steeles	28.45	LF	12	7 ' 30 "	85	5	20.1	LF	7	12 ' 00 "	77	7	22.2	LF	10	9 ' 00 "	85	5	20.1	LF	3	30 ' 00 "	80	10	21.3	LF	3	30 ' 00 "	76	14	22.5			545a	522a	231a	145a										
37A Islington Stn – Woodbine Centre and Humberwood via Rexdale Blvd	33.25	LF	4	22 ' 30 "	84	6	23.8	LF	7	12 ' 00 "	84	0	23.8	LF	5	18 ' 00 "	90	0	22.2	LF	3	30 ' 00 "	89	1	22.4	LF	3	30 ' 00 "	82	8	24.3			552a	559a	115a	1236a										
37D Islington Stn – Highway 7 via Pine Valley	38.86	LF	1	30 ' 00 "	115	5	20.3	LF	1	36 ' 00 "	101	19	23.1	LF	1	36 ' 00 "	115	11	20.3														549a	600a	604p	713p											
Combined/Average			17	5 ' 38 "				15	6 ' 00 "				16	6 ' 00 "					6	15 ' 00 "					6	15 ' 00 "																					
Saturday	28-Nov-09	Saturday early morning					Saturday morning					Saturday afternoon					Saturday early evening					Saturday late evening																									
37 Islington Stn – Steeles	28.45	LF	4	20 ' 00 "	80	0	21.3	LF	4	20 ' 00 "	80	0	21.3	LF	4	20 ' 00 "	80	0	21.3	LF	3	30 ' 00 "	75	15	22.8	LF	3	30 ' 00 "	75	15	22.8			548a	537a	231a	145a										
37A Islington Stn – Woodbine Centre and Humberwood via Rexdale Blvd	33.25	LF	3	24 ' 00 "	72	0	27.7	LF	8	10 ' 00 "	72	8	27.7	LF	9	8 ' 30 "	72	5	27.7	LF	8	10 ' 00 "	72	8	27.7	LF	5	15 ' 00 "	72	3	27.7			552a	612a	115a	1237a										
Combined/Average			7	10 ' 55 "				12	6 ' 40 "				13	5 ' 58 "					11	7 ' 30 "				8	10 ' 00 "																						
Sunday	03-Jan-10	Sunday early morning					Sunday morning					Sunday afternoon					Sunday early evening					Sunday late evening																									
37 Islington Stn – Steeles	28.45							LF	4	20 ' 00 "	75	5	22.8	LF	4	20 ' 00 "	75	5	22.8	LF	3	30 ' 00 "	75	15	22.8									900a	830a	948p	1018p										
37A Islington Stn – Woodbine Centre and Humberwood via Rexdale Blvd	33.25	LF	3	24 ' 00 "	70	2	28.5	LF	6	12 ' 00 "	72	0	27.7	LF	8	10 ' 00 "	72	8	27.7	LF	4	20 ' 00 "	72	8	27.7	LF	3	30 ' 00 "	72	18	27.7			552a	602a	117a	1234a										
37C Islington Stn – Steeles & Kipling	31.32																																														
Combined/Average			3	24 ' 00 "				10	7 ' 30 "				12	6 ' 40 "					7	12 ' 00 "				6	15 ' 00 "																						
311 ISLINGTON U	Arw																																														
Overnight, 7 days a week	23-Nov-08	Monday-Friday overnight					Saturday overnight					Sunday overnight																																			
311 Lake Shore – Steeles	41.56	LF	3	30 ' 00 "	90	0	27.7	LF	3	30 ' 00 "	90	0	27.7	LF	3	30 ' 00 "	90	0	27.7																												



SERVICE SUMMARY

January 2 to March 26, 2011

Route	RT dist (km) and date of last change	No. of Veh type	Service interval	Run time (min)	Term time (min)	Avg spd (km/h)	No. of Veh type	Service interval	Run time (min)	Term time (min)	Avg spd (km/h)	No. of Veh type	Service interval	Run time (min)	Term time (min)	Avg spd (km/h)	No. of Veh type	Service interval	Run time (min)	Term time (min)	Avg spd (km/h)	No. of Veh type	Service interval	Run time (min)	Term time (min)	Avg spd (km/h)	First dep NB or WB	First dep SB or EB	Last dep NB or WB	Last dep SB or EB						
110 ISLINGTON SOUTH U																																				
Osy																																				
Monday to Friday 29-Mar-10																																				
Monday-Friday morning peak period																																				
Monday-Friday midday																																				
Monday-Friday afternoon peak period																																				
Monday-Friday early evening																																				
Monday-Friday late evening																																				
110 Islington Stn – Lake Shore	11.52	LF	4	11 ' 00 "	38	6	18.2	LF	1.5	22 ' 00 "	33	0	20.9	LF	4	11 ' 00 "	40	4	17.3	LF	1.5	22 ' 00 "	33	0	20.9	LF	1	30 ' 00 "	30	0	23.0	531a	545a	245a	230a	
110A Islington Stn – Long Branch via Horner and Browns Line	17.56	LF	2.5	22 ' 00 "	53	2	19.9	LF	2.5	22 ' 00 "	53	2	19.9	LF	3	22 ' 00 "	56	10	18.8	LF	2.5	22 ' 00 "	54	1	19.5	LF	2	30 ' 00 "	50	10	21.1	518a	555a	120a	115a	
110B Islington Stn – Long Branch via Horner and 30th Street	17.53	LF	2.5	22 ' 00 "	53	2	19.8					LF	3	22 ' 00 "	56	10	18.8														610a	605a	844a	902a		
Combined/Average			9	5 ' 30 "				4	11 ' 00 "			10	5 ' 30 "				4	11 ' 00 "					3	15 ' 00 "							219p	215p	647p	639p		
Saturday 09-Jan-10																																				
Saturday early morning																																				
Saturday morning																																				
Saturday afternoon																																				
Saturday early evening																																				
Saturday late evening																																				
110 Islington Stn – Lake Shore	11.52	LF	1.5	22 ' 00 "	33	0	20.9	LF	1.5	22 ' 00 "	33	0	20.9	LF	1.5	22 ' 00 "	33	0	20.9	LF	1.5	20 ' 00 "	30	0	23.0	LF	1	30 ' 00 "	30	0	23.0	540a	601a	245a	230a	
110A Islington Stn – Long Branch via Horner and Browns Line	17.56	LF	2.5	22 ' 00 "	54	1	19.5	LF	2.5	22 ' 00 "	54	1	19.5	LF	2.5	22 ' 00 "	54	1	19.5	LF	2.5	20 ' 00 "	50	0	21.1	LF	2	30 ' 00 "	50	10	21.1	546a	550a	1250a	115a	
Combined/Average			4	11 ' 00 "				4	11 ' 00 "			4	11 ' 00 "				4	10 ' 00 "				3	15 ' 00 "													
Sunday 03-Jan-10																																				
Sunday morning																																				
Sunday afternoon																																				
Sunday early evening																																				
Sunday late evening																																				
110 Islington Stn – Lake Shore	11.52						LF	1.5	20 ' 00 "	30	0	23.0	LF	1.5	20 ' 00 "	30	0	23.0	LF	1	30 ' 00 "	30	0	23.0	LF	1	30 ' 00 "	30	0	23.0	830a	900a	245a	230a		
110A Islington Stn – Long Branch via Horner and Browns Line	17.56						LF	2.5	20 ' 00 "	50	0	21.1	LF	2.5	20 ' 00 "	50	0	21.1	LF	2	30 ' 00 "	50	10	21.1	LF	2	30 ' 00 "	50	10	21.1	835a	845a	1250a	115a		
Combined/Average							4	10 ' 00 "				4	10 ' 00 "				3	15 ' 00 "				3	15 ' 00 "													
Overnight service on Islington Avenue provided by 311 ISLINGTON																																				
35 JANE U																																				
Arw																																				
Monday to Friday 07-Sep-10																																				
Service outside Toronto north of Steeles Avenue is provided under contract to York Region																																				
Monday-Friday morning peak period																																				
Monday-Friday midday																																				
Monday-Friday afternoon peak period																																				
Monday-Friday early evening																																				
Monday-Friday late evening																																				
35A Jane Stn – Steeles via Hullmar	31.17	LF	9	11 ' 00 "	91	8	20.6					LF	6	17 ' 00 "	99	3	18.9															520a	616a	831a	901a	
35B Jane Stn – Pioneer Village & Steeles	29.71						LF		27 ' 00 "	92	3	19.4	LF	6	17 ' 00 "	97	5	18.4	LF		26 ' 00 "	90	0	19.8									818a	904a	923p	1010p
35C Jane Stn – Steeles	29.69	LF	9	11 ' 00 "	93	6	19.2	LF	21	4 ' 30 "	92	3	19.4	LF	6	17 ' 00 "	97	5	18.4	LF	14	6 ' 30 "	90	0	19.7	LF	9	9 ' 00 "	76	5	23.4	505a	425a	215a	145a	
35D Jane Stn – Langstaff Rd	40.41	LF	11	11 ' 00 "	117	4	20.7	LF	1	27 ' 00 "	117	5	20.7	LF	8	17 ' 00 "	125	11	19.4	LF	1	26 ' 00 "	115	2	21.1							530a	622a	940p	1041p	
35E Jane Stn – York University Express	34.28	LF	7	12 ' 40 "	88	1	23.4					LF	8	12 ' 30 "	100	0	20.6															706a	627a	940a	855a	
Combined/Average			36	2 ' 51 "				22	4 ' 30 "			34	3 ' 10 "					14.9	6 ' 30 "			9	9 ' 00 "									325p	235p	608p	607p	
Every 6th 35C operates as a 35B																																				
Every 6th 35C operates as a 35D																																				
Every 4th 35C operates as a 35B																																				
Every 4th 35C operates as a 35D																																				
Saturday 06-Sep-08																																				
Saturday early morning																																				
Saturday morning																																				
Saturday afternoon																																				
Saturday early evening																																				
Saturday late evening																																				
35B Jane Stn – Pioneer Village & Steeles	29.71						LF		30 ' 00 "	93	2	19.1	LF		26 ' 00 "	93	2	19.1	LF	7.5	12 ' 00 "	86	4	20.7									821a	859a	954p	1036p
35C Jane Stn – Steeles	29.69	LF	12	7 ' 00 "	80	4	22.3	LF	19	5 ' 00 "	93	2	19.2	LF	22	4 ' 20 "	93	2	19.2	LF	7.5	12 ' 00 "	86	4	20.7	LF	8	10 ' 00 "	76	4	23.4	512a	427a	215a	142a	
35D Jane Stn – Langstaff Rd	40.41	LF	1	28 ' 00 "	97	15	25.0	LF	1	30 ' 00 "	117	8	20.7	LF	1	26 ' 00 "	118	3	20.5													615a	714a	639p	742p	
Combined/Average			13	7 ' 00 "				20	5 ' 00 "			23	4 ' 20 "					15	6 ' 00 "			8	10 ' 00 "													
Every 6th 35C operates as a 35B																																				
Every 6th 35C operates as a 35D																																				
Sunday 15-Feb-09																																				
Sunday early morning																																				
Sunday morning																																				
Sunday afternoon																																				
Sunday early evening																																				
Sunday late evening																																				
35B Jane Stn – Pioneer Village & Steeles	29.71						LF	8	11 ' 00 "	84	4	21.2	LF	9.5	10 ' 00 "	90	5	19.8	LF	6	14 ' 00 "	83	1	21.5									850a	926a	951p	1033p
35C Jane Stn – Steeles	29.69	LF	3	30 ' 00 "	74	16	24.1	LF	8	11 ' 00 "	84	4	21.2	LF	9.5	10 ' 00 "	90	5	19.8	LF	6	14 ' 00 "	83	1	21.5	LF	8	10 ' 00 "	76	4	23.4	520a	427a	215a	142a	
Combined/Average			3	30 ' 00 "				16	5 ' 30 "			19	5 ' 00 "					12	7 ' 00 "			8	10 ' 00 "													
313 JANE U																																				
Arw																																				
Overnight, 7 days a week 31-Jul-05																																				
Monday-Friday overnight																																				
Saturday overnight																																				
Sunday overnight																																				
313 Steeles – Queen via Dundas and Roncesvalles	37.42	LF	3	30 ' 00 "	90	0	24.9	LF	3	30 ' 00 "	90	0	24.9	LF	3	30 ' 00 "	90	0	24.9																	



SERVICE SUMMARY

January 2 to March 26, 2011

Route	RT dist (km) and date of last change	No. of					Run time					Term					Avg spd					First dep NB or WB	First dep SB or EB	Last dep NB or WB	Last dep SB or EB																					
		Veh type	Veh	Service interval	(min)	(min)	(km/h)	Veh type	Veh	Service interval	(min)	(min)	(km/h)	Veh type	Veh	Service interval	(min)	(min)	(km/h)	Veh type	Veh					Service interval	(min)	(min)	(km/h)																	
83 JONES U	Bir																																													
Monday to Friday	17-Feb-09	Monday-Friday morning peak period					Monday-Friday midday					Monday-Friday afternoon peak period					Monday-Friday early evening					Monday-Friday late evening																								
83 Donlands Stn – Commissioners	7.61	LF	3	12 ' 00 "	36	0	12.7	LF	1	30 ' 00 "	30	0	15.2	LF	2	18 ' 00 "	36	0	12.7	LF	1	30 ' 00 "	30	0	15.2	LF	1	30 ' 00 "	30	0	15.2	535a	545a	115a	100a											
Saturday	16-Oct-10	Saturday early morning					Saturday morning					Saturday afternoon					Saturday early evening					Saturday late evening																								
83 Donlands Stn – Commissioners	7.61	LF	1	30 ' 00 "	30	0	15.2	LF	1	30 ' 00 "	30	0	15.2	LF	1	30 ' 00 "	30	0	15.2	LF	1	30 ' 00 "	30	0	15.2	LF	1	30 ' 00 "	30	0	15.2	615a	600a	115a	100a											
Sunday	10-Oct-10	Sunday morning					Sunday afternoon					Sunday early evening					Sunday late evening																													
83 Donlands Stn – Commissioners	7.61							LF	1	30 ' 00 "	30	0	15.2	LF	1	30 ' 00 "	30	0	15.2	LF	1	30 ' 00 "	30	0	15.2	LF	1	30 ' 00 "	30	0	15.2	845a	900a	115a	100a											
40 JUNCTION U	MTD																																													
Monday to Friday	24-Nov-08	Monday-Friday morning peak period					Monday-Friday midday					Monday-Friday afternoon peak period					Monday-Friday early evening					Monday-Friday late evening																								
40 Dundas West Stn – Runnymede	6.03	LF	3	8 ' 00 "	20	4	18.1	LF	2	15 ' 00 "	30	0	12.1	LF	4	7 ' 30 "	30	0	12.1	LF	2	12 ' 00 "	22	2	16.4	LF	1	20 ' 00 "	16	4	22.6	456a	505a	140a	150a											
Saturday	29-Nov-08	Saturday early morning					Saturday morning					Saturday afternoon					Saturday early evening					Saturday late evening																								
40 Dundas West Stn – Runnymede	6.03	LF	2	8 ' 00 "	14	2	25.8	LF	2	12 ' 00 "	22	2	16.4	LF	2	15 ' 00 "	30	0	12.1	LF	2	12 ' 00 "	18	6	20.1	LF	1	20 ' 00 "	16	4	22.6	510a	503a	150a	200a											
Sunday	23-Nov-08	Sunday early morning					Sunday morning					Sunday afternoon					Sunday early evening					Sunday late evening																								
40 Dundas West Stn – Runnymede	6.03	LF	1	20 ' 00 "	14	6	25.8	LF	2	12 ' 00 "	20	4	18.1	LF	2	12 ' 00 "	20	4	18.1	LF	2	12 ' 00 "	18	6	20.1	LF	1	20 ' 00 "	14	6	25.8	500a	507a	210a	200a											
Overnight service provided by 313 JANE																																														
41 KEELE U	MTD																																													
January 2 to February 12, 2011																																														
Monday to Friday	03-Jan-11	Monday-Friday morning peak period					Monday-Friday midday					Monday-Friday afternoon peak period					Monday-Friday early evening					Monday-Friday late evening																								
41 Keele Stn – York University and Steeles	32.46																			LF	7	15 ' 00 "	105	0	18.5	LF	4	24 ' 00 "	92	4	21.2	614p	712p	230a	238a											
41B Keele Stn – Steeles & Petrolia via York University	33.25	LF	14	7 ' 45 "	108	1	18.5	LF	16	7 ' 00 "	110	2	18.1	LF	17	7 ' 05 "	120	1	16.6														425a	446a	607p	711p										
41E Keele Stn – York University Express	27.36	LF	8	11 ' 30 "	90	2	18.2							LF	9	11 ' 00 "	99	0	16.6														610a	647a	829a	819a										
Combined/Average			22	4 ' 38 "					16	7 ' 00 "				26	4 ' 19 "					7	15 ' 00 "					4	24 ' 00 "					319p	230p	626p	559p											
Saturday	29-Nov-08	Saturday early morning					Saturday morning					Saturday afternoon					Saturday early evening					Saturday late evening																								
41 Keele Stn – York University and Steeles	32.46	LF	8	12 ' 00 "	96	0	20.3	LF	15	7 ' 20 "	110	0	17.7	LF	18	6 ' 15 "	112	0	17.4	LF	6	15 ' 00 "	90	0	21.6	LF	4	22 ' 00 "	88	0	22.1	455a	500a	140a	150a											
Sunday	23-Nov-08	Sunday early morning					Sunday morning					Sunday afternoon					Sunday early evening					Sunday late evening																								
41 Keele Stn – York University and Steeles	32.46	LF	4	22 ' 00 "	88	0	22.1	LF	8	12 ' 00 "	96	0	20.3	LF	10	11 ' 15 "	112	0	17.4	LF	5	18 ' 00 "	90	0	21.6	LF	4	22 ' 00 "	88	0	22.1	630a	715a	140a	220a											



SERVICE SUMMARY

January 2 to March 26, 2011

Route	RT dist (km) and date of last change	No. of Veh	Service interval	Run time (min)	Term time (min)	Avg spd (km/h)	No. of Veh	Service interval	Run time (min)	Term time (min)	Avg spd (km/h)	No. of Veh	Service interval	Run time (min)	Term time (min)	Avg spd (km/h)	No. of Veh	Service interval	Run time (min)	Term time (min)	Avg spd (km/h)	No. of Veh	Service interval	Run time (min)	Term time (min)	Avg spd (km/h)	First dep NB or WB	First dep SB or EB	Last dep NB or WB	Last dep SB or EB					
<p>February 13 to March 26, 2011 Temporary routing change until spring 2011, due to City construction between Finch and Steeles.</p>																																			
Monday to Friday	14-Feb-11	Monday-Friday morning peak period						Monday-Friday midday						Monday-Friday afternoon peak period						Monday-Friday early evening						Monday-Friday late evening									
41 Keele Stn – York University and Steeles	32.46																LF	8	15' 00"	119	1	16.4	LF	4	24' 00"	92	4	21.2	607p	713p	230a	238a			
41B Keele Stn – Steeles & Petrolia via York University	33.25	LF	16	7' 45"	122	2	16.4	LF	17	7' 20"	124	1	16.1	LF	19	7' 05"	134	1	14.9											425a	446a	600p	713p		
41E Keele Stn – York University Express	27.36	LF	8	11' 30"	90	2	18.2						LF	9	11' 00"	99	0	16.6											610a	647a	829a	819a			
Combined/Average			24	4' 38"				17	7' 20"				28	4' 19"				8	15' 00"				4	24' 00"							319p	230p	626p	559p	
Saturday	19-Feb-11	Saturday early morning						Saturday morning						Saturday afternoon						Saturday early evening						Saturday late evening									
41 Keele Stn – York University and Steeles	32.46	LF	9	12' 00"	108	0	18.0	LF	17	7' 20"	125	0	15.6	LF	20	6' 15"	125	0	15.6	LF	6	15' 00"	90	0	21.6	LF	4	22' 00"	88	0	22.1	455a	500a	140a	150a
Sunday	13-Feb-11	Sunday early morning						Sunday morning						Sunday afternoon						Sunday early evening						Sunday late evening									
41 Keele Stn – York University and Steeles	32.46	LF	4	22' 00"	88	0	22.1	LF	8	12' 00"	96	0	20.3	LF	10	11' 15"	112	0	17.4	LF	5	18' 00"	90	0	21.6	LF	4	22' 00"	88	0	22.1	630a	715a	140a	220a
107 KEELE NORTH U	Will	Service outside Toronto north of Steeles Avenue, all late evening and weekend service in Toronto, and all midday service in Toronto on the 107B branch is provided under contract to York Region																																	

January 2 to February 12, 2011

Monday to Friday	04-Jan-10	Monday-Friday morning peak period						Monday-Friday midday						Monday-Friday afternoon peak period						Monday-Friday early evening						Monday-Friday late evening									
107B Downsview Stn – Rutherford Go Stn via Chesswood and York University	33.76	Lift	6	16' 30"	93	6	21.8	Lift	2	40' 00"	75	5	27.0	Lift	5	20' 00"	94	6	21.6											620a	712a	548p	645p		
107B Downsview Stn – Rutherford Go Stn via Chesswood	32.32	Lift	Two NB Trips																																
107C Downsview Stn – Teston Rd	35.92											Lift	3	30' 00"	80	10	26.9	Lift	2	40' 00"	75	5	28.7					510a	1200a	1240a					
107C Downsview Stn – Teston Rd via York University	37.37	Lift	3.5	33' 00"	103	12	21.7	Lift	3	30' 00"	86	4	26.1	Lift	3.5	34' 00"	111	8	20.2										615a	715a					
107F Downsview Stn – Kirby Rd via York University	40.88	Lift	3.5	33' 00"	115	0	21.3						Lift	3.5	34' 00"	117	2	21.0										648a	605a	900a	923a				
Combined/Average			13	8' 15"				5	17' 09"				12	9' 11"				3	30' 00"				2	40' 00"							225p	330p	630p	653p	
		Buses operate southbound via York University						Buses operate via York University SB before noon, and NB after noon.						Buses operate northbound via York University																					
Saturday	09-Jan-10	Saturday early morning						Saturday morning						Saturday afternoon						Saturday early evening						Saturday late evening									
107C Downsview Stn – Teston Rd	35.92	Lift	1.5	60' 00"	80	10	26.9	Lift	1.5	60' 00"	86	4	25.1	Lift	1.5	60' 00"	86	4	25.1	Lift	1.5	60' 00"	80	10	26.9	Lift	1	80' 00"	75	5	28.7	630a	715a	1040p	1124p
107D Downsview Stn – McNaughton	32.22	Lift	1.5	60' 00"	80	10	24.2	Lift	1.5	60' 00"	86	4	22.5	Lift	1.5	60' 00"	86	4	22.5	Lift	1.5	60' 00"	80	10	24.2	Lift	1	80' 00"	75	5	25.8	600a	645a	920p	1000p
Combined/Average			3	30' 00"				3	30' 00"				3	30' 00"				3	30' 00"				2	40' 00"											
Sunday	03-Jan-10	Sunday morning						Sunday afternoon						Sunday early evening						Sunday late evening															
107C Downsview Stn – Teston Rd	35.92						Lift	1	80' 00"	75	5	28.7	Lift	1	80' 00"	75	5	28.7	Lift	1	80' 00"	75	5	28.7	Lift	1	80' 00"	75	5	28.7	920a	840a	1040p	1123p	
107D Downsview Stn – McNaughton	32.22						Lift	1	80' 00"	75	5	25.8	Lift	1	80' 00"	75	5	25.8	Lift	1	80' 00"	75	5	25.8	Lift	1	80' 00"	75	5	25.8	1000a	920a	1000p	1040p	
Combined/Average								2	40' 00"				2	40' 00"				2	40' 00"				2	40' 00"											



SERVICE SUMMARY

January 2 to March 26, 2011

Table with columns: Route, RT dist (km) and date of last change, Veh type, No. of Veh, Service interval, Run time (min), Term time (min), Avg spd (km/h), No. of Veh, Service interval, Run time (min), Term time (min), Avg spd (km/h), Veh type, No. of Veh, Service interval, Run time (min), Term time (min), Avg spd (km/h), Veh type, No. of Veh, Service interval, Run time (min), Term time (min), Avg spd (km/h), Veh type, No. of Veh, Service interval, Run time (min), Term time (min), Avg spd (km/h), First dep NB or WB, First dep SB or EB, Last dep NB or WB, Last dep SB or EB

February 13 to March 26, 2011

Temporary routing change until spring 2011, due to City construction between Finch and Steeles.

Monday to Friday 14-Feb-11. Monday-Friday morning peak period, Monday-Friday midday, Monday-Friday afternoon peak period, Monday-Friday early evening, Monday-Friday late evening. Routes: 107B Downsview Stn - Rutherford Go Stn via Chesswood and York University, 107C Downsview Stn - Teston Rd, 107F Downsview Stn - Kirby Rd via York University. Combined/Average: 15 8' 15" Buses operate southbound via York University.

Saturday 19-Feb-11. Saturday early morning, Saturday morning, Saturday afternoon, Saturday early evening, Saturday late evening. Routes: 107C Downsview Stn - Teston Rd, 107D Downsview Stn - McNaughton. Combined/Average: 4 30' 00"

Sunday 13-Feb-11. Sunday morning, Sunday afternoon, Sunday early evening, Sunday late evening. Routes: 107C Downsview Stn - Teston Rd, 107D Downsview Stn - McNaughton. Combined/Average: 3 30' 00"

43 KENNEDY U Egl. Monday to Friday 07-Sep-10. Monday-Friday morning peak period, Monday-Friday midday, Monday-Friday afternoon peak period, Monday-Friday early evening, Monday-Friday late evening. Routes: 43 Kennedy Stn - Steeles, 43B Kennedy Stn - Scarborough Centre Stn via Progress. Combined/Average: 9 7' 00" Alternates trips with 134 PROGRESS

Saturday 09-Jan-10. Saturday early morning, Saturday morning, Saturday afternoon, Saturday early evening, Saturday late evening. Routes: 43 Kennedy Stn - Steeles, 43B Kennedy Stn - Scarborough Centre Stn via Progress. Combined/Average: 5 10' 00" Alternates trips with 134 PROGRESS

Sunday 03-Jan-10. Sunday morning, Sunday afternoon, Sunday early evening, Sunday late evening. Routes: 43 Kennedy Stn - Steeles, 43B Kennedy Stn - Scarborough Centre Stn via Progress. Combined/Average: 9.5 6' 46" Alternates trips with 134 PROGRESS



SERVICE SUMMARY

January 2 to March 26, 2011

Route	RT dist (km) and date of last change	No. of Veh	Service interval	Run time (min)	Term time (min)	Avg spd (km/h)	No. of Veh	Service interval	Run time (min)	Term time (min)	Avg spd (km/h)	No. of Veh	Service interval	Run time (min)	Term time (min)	Avg spd (km/h)	No. of Veh	Service interval	Run time (min)	Term time (min)	Avg spd (km/h)	No. of Veh	Service interval	Run time (min)	Term time (min)	Avg spd (km/h)	First dep NB or WB	First dep SB or EB	Last dep NB or WB	Last dep SB or EB						
504 KING	Ron/Rus																																			
Monday to Friday	03-Jan-11	Monday-Friday morning peak period						Monday-Friday midday			Monday-Friday afternoon peak period			Monday-Friday early evening			Monday-Friday late evening																			
504 Dundas West Stn–Broadview Stn	25.62	CLRV	29	4'00"	108	8	14.2	CLRV	25	4'20"	102	7	15.1	CLRV	37	3'20"	116	8	13.3	CLRV	19	5'30"	97	8	15.8	CLRV	13	7'30"	90	8	17.1	500a	457a	205a	205a	
504 Dundas West Stn–Broadview Stn	25.62	ALRV	7	trips																																
504 Dundas West Stn–Broadview Stn	25.62	CLRV	9	trips																																
	Combined/Average		45																																	
See also 508 LAKE SHORE																																				
Saturday	08-Jan-11	Saturday early morning						Saturday morning			Saturday afternoon			Saturday early evening			Saturday late evening																			
504 Dundas West Stn–Broadview Stn	25.62	CLRV	10	10'00"	95	5	16.2	CLRV	13	8'20"	99	9	15.5	CLRV	17	6'15"	99	7	15.5	CLRV	12	8'00"	88	8	17.5	CLRV	10	9'30"	88	7	17.5	500a	455a	230a	250a	
Sunday	21-Nov-10	Sunday early morning						Sunday morning			Sunday afternoon			Sunday early evening			Sunday late evening																			
504 Dundas West Stn–Broadview Stn	25.62	CLRV	9	10'00"	90	0	17.1	CLRV	15	7'00"	97	8	15.8	CLRV	17	6'15"	97	9	15.8	CLRV	10	9'30"	88	7	17.5	CLRV	9	10'00"	88	2	17.5	520a	520a	220a	215a	
Overnight service on Roncesvalles Avenue provided by 313 JANE and overnight service on Broadview Avenue provided by 303 DON MILLS																																				
12 KINGSTON RD U	Bir																																			
Monday to Friday	07-Sep-10	Monday-Friday morning peak period						Monday-Friday midday			Monday-Friday afternoon peak period			Monday-Friday early evening			Monday-Friday late evening																			
12 Victoria Park Stn – St Clair	16.85	LF	4	14'00"	54	2	18.7	LF	2.5	20'00"	50	0	20.2	LF	3.5	16'00"	54	2	18.7	LF	2.5	20'00"	50	0	20.2											
12B Victoria Park Stn – Kennedy Stn via Brimley	22.61	LF	5	14'00"	68	2	20.0	LF	3.5	20'00"	65	5	20.9	LF	4.5	16'00"	72	0	18.8	LF	3.5	20'00"	65	5	20.9	LF	3	20'00"	60	0	22.6	556a	552a	110a	100a	
	Combined/Average		9	7'00"					6	10'00"					8	8'00"					6	10'00"						3	20'00"							
Before 9:00 am, 12 operates Kingston Rd, Brimley, Barkdene, Brooklawn, St Clair, Brimley and Kingston Rd After 9:00 am, 12 operates Kingston Rd, Brimley, St Clair, Brooklawn, Barkdene, Brimley and Kingston Rd																																				
Saturday	29-Nov-08	Saturday early morning						Saturday morning			Saturday afternoon			Saturday early evening			Saturday late evening																			
12B Victoria Park Stn – Kennedy Stn via Brimley	22.61	LF	4	17'00"	65	3	20.9	LF	4	17'00"	65	3	20.9	LF	4	17'00"	65	3	20.9	LF	3	20'00"	60	0	22.6	LF	2	30'00"	60	0	22.6	529a	603a	100a	100a	
Sunday	23-Nov-08	Sunday morning						Sunday afternoon			Sunday early evening			Sunday late evening																						
12B Victoria Park Stn – Kennedy Stn via Brimley	22.61							LF	4	17'00"	65	3	20.9	LF	4	17'00"	65	3	20.9	LF	3	20'00"	60	0	22.6	LF	2	30'00"	60	0	22.6	802a	745a	100a	100a	
Overnight service on Victoria Park Avenue provided by 324 VICTORIA PARK																																				
503 KINGSTON RD	Mal																																			
503 York – Victoria Park		See 502 DOWNTOWNER																																		
45 KIPLING U	Osy																																			
Monday to Friday	03-Jan-11	Monday-Friday morning peak period						Monday-Friday midday			Monday-Friday afternoon peak period			Monday-Friday early evening			Monday-Friday late evening																			
45 Kipling Stn – Steeles	29.34	LF	5	16'00"	76	4	23.2	LF	10	8'00"	72	8	24.4	LF	7	12'00"	79	5	22.3	LF	9	8'00"	68	4	25.9	LF	6	11'00"	61	5	28.9	430a	445a	151a	207a	
45A Kipling Stn – Carlingview via Belfield	25.04	LF	4	16'00"	59	5	25.5	LF	3	20'00"	56	4	26.8	LF	5	12'00"	59	1	25.5																	
45E Kipling Stn – Steeles Express	29.34	LF	14	5'00"	67	3	26.3							LF	10	7'15"	72	1	24.4																	
	Combined/Average		23	3'05"					13	5'43"					22	3'17"					9	8'00"						6	11'00"							
Saturday	20-Feb-10	Saturday early morning						Saturday morning			Saturday afternoon			Saturday early evening			Saturday late evening																			
45 Kipling Stn – Steeles	29.34	LF	5	13'00"	65	0	27.1	LF	8	9'00"	70	2	25.1	LF	9	8'00"	70	2	25.1	LF	6	12'00"	66	6	26.7	LF	4	17'00"	61	7	28.9	543a	543a	134a	207a	
Sunday	14-Feb-10	Sunday morning						Sunday afternoon			Sunday early evening			Sunday late evening																						
45 Kipling Stn – Steeles	29.34							LF	5	15'00"	67	8	26.3	LF	6	12'00"	68	4	25.9	LF	6	12'00"	68	4	25.9	LF	4	17'00"	61	7	28.9	800a	807a	100a	133a	



SERVICE SUMMARY

January 2 to March 26, 2011

Route	RT dist (km) and date of last change	No. of					Run time					Term					Avg spd					First dep NB or WB	First dep SB or EB	Last dep NB or WB	Last dep SB or EB												
		Veh type	Veh	Service interval	(min)	(min)	(km/h)	Veh type	Veh	Service interval	(min)	(min)	(km/h)	Veh type	Veh	Service interval	(min)	(min)	(km/h)	Veh type	Veh					Service interval	(min)	(min)	(km/h)								
44 KIPLING SOUTH U																																					
Osy																																					
Monday to Friday 07-Sep-10																																					
Monday-Friday morning peak period																																					
Monday-Friday midday																																					
Monday-Friday afternoon peak period																																					
Monday-Friday early evening																																					
Monday-Friday late evening																																					
44 Kipling Stn – Lake Shore	10.38	LF	9	4 '00 "	36	0	17.3	LF	6	6 '00 "	36	0	17.3	LF	8	4 '30 "	36	0	17.3	LF	3	12 '00 "	30	6	20.8	LF	2	15 '00 "	30	0	20.8	501a	516a	147a	202a		
Saturday 20-Feb-10																																					
Saturday early morning																																					
Saturday morning																																					
Saturday afternoon																																					
Saturday early evening																																					
Saturday late evening																																					
44 Kipling Stn – Lake Shore	10.38	LF	2	15 '00 "	30	0	20.8	LF	2	15 '00 "	30	0	20.8	LF	3	12 '00 "	34	2	18.3	LF	1	30 '00 "	30	0	20.8	LF	1	30 '00 "	29	1	21.5	503a	518a	147a	202a		
Sunday 14-Feb-10																																					
Sunday morning																																					
Sunday afternoon																																					
Sunday early evening																																					
Sunday late evening																																					
44 Kipling Stn – Lake Shore	10.38							LF	2	15 '00 "	30	0	20.8	LF	2	15 '00 "	30	0	20.8	LF	1	30 '00 "	30	0	20.8	LF	1	30 '00 "	29	1	21.5	847a	902a	1247a	205a		
508 LAKE SHORE																																					
Ron																																					
Monday to Friday 03-Jan-11																																					
Monday-Friday morning peak period																																					
Monday-Friday afternoon peak period																																					
508 Long Branch – Parliament	18.80	CLRV	3	Three EB trips																																	
508 Church – Long Branch	17.40							CLRV	4	Four WB trips																											
30 LAMBTON U																																					
Osy																																					
Monday to Friday 07-Sep-10																																					
Monday-Friday morning peak period																																					
Monday-Friday midday																																					
Monday-Friday afternoon peak period																																					
Monday-Friday early evening																																					
Monday-Friday late evening																																					
30 Kipling Stn – High Park Stn	18.39	LF	4	15 '00 "	53	7	20.8	LF	2	30 '00 "	49	11	22.5	LF	3	20 '00 "	53	7	20.8	LF	2	30 '00 "	56	4	19.7	LF	2	30 '00 "	44	16	25.1	520a	540a	1258a	105a		
Saturday 11-Sep-10																																					
Saturday early morning																																					
Saturday morning																																					
Saturday afternoon																																					
Saturday early evening																																					
Saturday late evening																																					
30 Kipling Stn – High Park Stn	18.39	LF	2	30 '00 "	44	16	25.1	LF	2	30 '00 "	48	12	23.0	LF	2	30 '00 "	48	12	23.0	LF	2	30 '00 "	48	12	23.0	LF	2	30 '00 "	44	16	25.1	530a	600a	100a	100a		
Sunday 05-Sep-10																																					
Sunday morning																																					
Sunday afternoon																																					
Sunday early evening																																					
Sunday late evening																																					
30 Kipling Stn – High Park Stn	18.39							LF	2	30 '00 "	48	12	23.0	LF	2	30 '00 "	48	12	23.0	LF	2	30 '00 "	48	12	23.0	LF	2	30 '00 "	44	16	25.1	830a	900a	100a	100a		
47 LANSDOWNE U																																					
MiD																																					
Monday to Friday 03-Jan-11																																					
Monday-Friday morning peak period																																					
Monday-Friday midday																																					
Monday-Friday afternoon peak period																																					
Monday-Friday early evening																																					
Monday-Friday late evening																																					
47 Queen – St Clair	8.51	LF	4	11 '00 "	36	8	14.2	LF	2.5	15 '00 "	36	2	14.4	LF	3	13 '00 "	36	3	14.2	LF	2	18 '00 "	36	0	14.2	LF	1	30 '00 "	30	0	17.0	500a	445a	145a	128a		
47B Queen – Yorkdale Stn via Caledonia and Bridgeland	25.11	LF	4	22 '00 "	86	2	17.5	LF	5.5	15 '00 "	76	7	19.8	LF	3.5	26 '00 "	91	0	16.6	LF	5	18 '00 "	78	12	19.3	LF	3	30 '00 "	69	21	21.8	530a	512a	1258a	1253a		
47C Queen – Yorkdale Stn via Caledonia and Orfus	24.46	LF	4	22 '00 "	86	2	17.1	LF						LF	3.5	26 '00 "	91	0	16.1																		
Combined/Average																																					
			12	5 '30 "				8	7 '30 "					10	6 '30 "					7	9 '00 "					4	15 '00 "										
Saturday 08-Jan-11																																					
Saturday early morning																																					
Saturday early morning																																					
Saturday afternoon																																					
Saturday early evening																																					
Saturday late evening																																					
47 Queen – St Clair	8.51	LF	2.5	18 '00 "	36	9	14.2	LF	2.5	18 '00 "	36	9	14.2	LF	3	18 '00 "	44	10	11.6	LF	2	20 '00 "	36	4	14.2	LF	1	30 '00 "	30	0	17.0	559a	627a	145a	128a		
47B Queen – Yorkdale Stn via Caledonia and Bridgeland	25.11	LF	4.5	18 '00 "	80	1	18.8	LF	4.5	18 '00 "	80	1	18.8	LF	5	18 '00 "	88	2	17.1	LF	4	20 '00 "	78	2	19.3	LF	3	30 '00 "	69	21	21.8	549a	516a	1258a	1253a		
Combined/Average																																					
			7	9 '00 "				7	9 '00 "					8	9 '00 "					6	10 '00 "					4	15 '00 "										
Sunday 02-Jan-11																																					
Sunday early morning																																					
Sunday early morning																																					
Sunday afternoon																																					
Sunday early evening																																					
Sunday late evening																																					
47 Queen – St Clair	8.51	LF	2	20 '00 "	36	4	14.2	LF	2	20 '00 "	36	4	14.2	LF	2	20 '00 "	36	4	14.2	LF	2	20 '00 "	36	4	14.2	LF	1	30 '00 "	30	0	17.0	548a	530a	145a	128a		
47B Queen – Yorkdale Stn via Caledonia and Bridgeland	25.11							LF	4	20 '00 "	78	2	19.3	LF	4	20 '00 "	78	2	19.3	LF	4	20 '00 "	78	2	19.3	LF	3	30 '00 "	69	21	21.8	812a	755a	1258a	1253a		
Combined/Average																																					
			2	20 '00 "				6	10 '00 "					6	10 '00 "					6	10 '00 "					4	15 '00 "										



SERVICE SUMMARY

January 2 to March 26, 2011

Route	RT dist (km) and date of last change	No. of					No. of					No. of					No. of					First dep NB or WB	First dep SB or EB	Last dep NB or WB	Last dep SB or EB										
		Veh type	Veh	Service interval	Run time (min)	Term time (min)	Avg spd (km/h)	Veh type	Veh	Service interval	Run time (min)	Term time (min)	Avg spd (km/h)	Veh type	Veh	Service interval	Run time (min)	Term time (min)	Avg spd (km/h)	Veh type	Veh					Service interval	Run time (min)	Term time (min)	Avg spd (km/h)						
54 LAWRENCE EAST U	Egl																																		
Monday to Friday	03-Jan-11	Monday-Friday morning peak period					Monday-Friday midday					Monday-Friday afternoon peak period					Monday-Friday early evening					Monday-Friday late evening													
54 Eglinton Stn – Orton Park	40.09	LF	15	9'00"	131	4	18.4	LF	10	12'00"	120	0	20.0	LF	13	10'00"	130	0	18.5	LF	6	20'00"	120	0	20.0	LF	4.5	23'15"	105	0	23.0	515a	607a	141a	157a
54A Eglinton Stn – Starspray Blvd	53.90	LF	19	9'00"	168	3	19.3	LF	13	12'00"	150	6	21.6	LF	17	10'00"	168	2	19.3	LF	7	20'00"	140	0	23.1	LF	5.5	23'15"	123	5	26.3	515a	518a	139a	209a
54E Lawrence East Stn – Starspray Blvd Express	26.96	LF	7	9'00"	63	0	25.7						LF	7	10'00"	64	6	25.3																	
Combined/Average			41	3'00"					23	6'00"					37	3'20"					13	10'00"					10	11'38"							
Saturday	29-Nov-08	Saturday early morning					Saturday morning					Saturday afternoon					Saturday early evening					Saturday late evening													
54 Eglinton Stn – Orton Park	40.09	LF	4	30'00"	120	0	20.0	LF	7.5	16'00"	120	0	20.0	LF	9	14'00"	120	6	20.0	LF	3.5	30'00"	105	0	22.9	LF	3.5	30'00"	105	0	22.9	553a	623a	107a	215a
54A Eglinton Stn – Starspray Blvd	53.90	LF	5	30'00"	150	0	21.6	LF	9.5	16'00"	152	0	21.3	LF	11	14'00"	152	2	21.3	LF	4.5	30'00"	123	12	26.3	LF	4.5	30'00"	123	12	26.3	528a	608a	132a	130a
Combined/Average			9	15'00"					17	8'00"					20	7'00"					8	15'00"					8	15'00"							
Sunday	23-Nov-08	Sunday early morning					Sunday morning					Sunday afternoon					Sunday early evening					Sunday late evening													
54 Eglinton Stn – Orton Park	40.09	LF	3.5	30'00"	105	0	22.9	LF	6	20'00"	115	5	20.9	LF	7.5	16'00"	115	5	20.9	LF	3.5	30'00"	105	0	22.9	LF	3.5	30'00"	105	0	22.9	635a	730a	105a	215a
54A Eglinton Stn – Starspray Blvd	53.90	LF	4.5	30'00"	135	0	24.0	LF	7	20'00"	138	2	23.4	LF	9.5	16'00"	140	12	23.1	LF	4.5	30'00"	120	15	27.0	LF	4.5	30'00"	120	15	27.0	723a	715a	144a	130a
Combined/Average			8	15'00"					13	10'00"					17	8'00"					8	15'00"					8	15'00"							
354 LAWRENCE EAST U	Egl																																		
Overnight, 7 days a week	14-Feb-10	Monday-Friday overnight					Saturday overnight					Sunday overnight																							
354 Eglinton Stn – U of T Scarborough	51.50	LF	3.5	30'00"	96	9	32.2	LF	3.5	30'00"	96	9	32.2	LF	3.5	30'00"	96	9	32.2																
		Alternates trips with 305 EGLINTON EAST					Alternates trips with 305 EGLINTON EAST					Alternates trips with 305 EGLINTON EAST																							
400 LAWRENCE MANOR COMMUNITY BUS U	W-T																																		
Monday to Friday	2-Sep-97						Monday-Friday midday					Monday-Friday afternoon peak period																							
400 Baycrest – Lawrence West Stn							CB	1	60'00"	60	0		CB	1	60'00"	60	0																		
52 LAWRENCE WEST	Mid																																		
Monday to Friday	07-Sep-10	Monday-Friday morning peak period					Monday-Friday midday					Monday-Friday afternoon peak period					Monday-Friday early evening					Monday-Friday late evening													
52 Lawrence Stn – Martin Grove	30.61	HF	19	5'10"	97	2	19.0	HF	13	7'00"	90	1	20.4	HF	17	7'00"	117	2	15.7	HF	7	12'00"	84	0	21.9	HF	4	20'00"	80	0	23.0	550a	454a	200a	122a
52C Lawrence West Stn – Culford via Benton	9.77	HF	2	20'00"	35	5	16.7	See 59C MAPLE LEAF										See 59C MAPLE LEAF					See 59C MAPLE LEAF					637a	617a	857a	917a				
52C Lawrence West Stn – Culford	9.48												HF	2	21'00"	38	4	15.0																	
Combined/Average			21	4'06"					13	7'00"					19	5'15"					7	12'00"					4	20'00"							
Saturday	26-Jun-10	Saturday early morning					Saturday morning					Saturday afternoon					Saturday early evening					Saturday late evening													
52 Lawrence Stn – Martin Grove	30.61	LF	7	13'00"	90	1	20.4	LF	9	10'00"	90	0	20.4	LF	13	8'00"	99	5	18.6	LF	7	12'00"	84	0	21.9	LF	3	30'00"	80	10	23.0	605a	522a	115a	129a
Sunday	20-Jun-10	Sunday early morning					Sunday morning					Sunday afternoon					Sunday early evening					Sunday late evening													
52 Lawrence Stn – Martin Grove	30.61	LF	6	15'00"	90	0	20.4	LF	8	12'00"	90	6	20.4	LF	11	9'00"	99	0	18.6	LF	6	15'00"	80	10	23.0	LF	3	30'00"	80	10	23.0	646a	707a	1248a	104a
352 LAWRENCE WEST	Mid																																		
Overnight, 7 days a week	20-Jun-10	Monday-Friday overnight					Saturday overnight					Sunday overnight																							
352 Lawrence Stn – Weston Rd	19.58	LF	2	30'00"	60	0	19.6	LF	2	30'00"	60	0	19.6	LF	2	30'00"	60	0	19.6																



SERVICE SUMMARY

January 2 to March 26, 2011

Route	RT dist (km) and date of last change	Monday-Friday morning peak period					Monday-Friday midday					Monday-Friday afternoon peak period					Monday-Friday early evening					Monday-Friday late evening					First dep NB or WB	First dep SB or EB	Last dep NB or WB	Last dep SB or EB					
		Veh type	No. of Veh	Service interval	Run time (min)	Term time (min)	Avg spd (km/h)	Veh type	No. of Veh	Service interval	Run time (min)	Term time (min)	Avg spd (km/h)	Veh type	No. of Veh	Service interval	Run time (min)	Term time (min)	Avg spd (km/h)	Veh type	No. of Veh	Service interval	Run time (min)	Term time (min)	Avg spd (km/h)	Veh type					No. of Veh	Service interval	Run time (min)	Term time (min)	Avg spd (km/h)
162 LAWRENCE-DONWAY U	Wii																																		
Monday to Friday	23-Nov-09	Monday-Friday morning peak period					Monday-Friday midday					Monday-Friday afternoon peak period					Monday-Friday early evening					Monday-Friday late evening													
162 Lawrence Stn – Don Mills	20.13	LF	2	30'00"	60	0	20.1	LF	2	30'00"	60	0	20.1	LF	2	30'00"	60	0	20.1	LF	2	30'00"	60	0	20.1	LF	2	30'00"	60	0	20.1	628a	700a	1258a	100a
Saturday	29-Nov-08	Saturday early morning					Saturday morning					Saturday afternoon					Saturday early evening					Saturday late evening													
162 Lawrence Stn – Don Mills	20.13	LF	2	30'00"	60	0	20.1	LF	2	30'00"	60	0	20.1	LF	2	30'00"	60	0	20.1	LF	2	30'00"	60	0	20.1	LF	2	30'00"	60	0	20.1	628a	700a	1258a	100a
Sunday	23-Nov-08	Sunday morning					Sunday afternoon					Sunday early evening					Sunday late evening																		
162 Lawrence Stn – Don Mills	20.13							LF	2	30'00"	60	0	20.1	LF	2	30'00"	60	0	20.1	LF	2	30'00"	60	0	20.1	LF	2	30'00"	60	0	20.1	858a	900a	1258a	100a
56 LEASIDE U	Wii / MiD																																		
Monday to Friday	07-Sep-10	Monday-Friday morning peak period					Monday-Friday midday					Monday-Friday afternoon peak period					Monday-Friday early evening					Monday-Friday late evening													
56 Donlands Stn – Eglinton Stn	15.32	LF	2.5	22'45"	56	1	16.4	LF	3	20'00"	54	6	17.0	LF	2.5	24'00"	54	6	17.0	LF	1.5	30'00"	45	0	20.4	LF	1.5	30'00"	45	0	20.4	611a	554a	108a	115a
56 Donlands Stn – Eglinton Stn	15.32	LF	1	Tripper NB																															
56B Donlands Stn – Brentcliffe	10.15	LF	1.5	22'45"	34	0	17.9						LF	1.5	24'00"	34	2	17.9														600a	543a	837a	854a
																															312p	307p	648p	643p	
Combined/Average			5	11'23"											4	12'00"																			
Saturday	29-Nov-08	Saturday early morning					Saturday morning					Saturday afternoon					Saturday early evening					Saturday late evening													
56 Donlands Stn – Eglinton Stn	15.32	LF	2	30'00"	56	4	16.4	LF	2	30'00"	56	4	16.4	LF	2	30'00"	56	4	16.4	LF	1.5	30'00"	45	0	20.4	LF	1.5	30'00"	45	0	20.4	600a	600a	108a	115a
Sunday	23-Nov-08	Sunday morning					Sunday afternoon					Sunday early evening					Sunday late evening																		
56 Donlands Stn – Eglinton Stn	15.32							LF	1.5	30'00"	45	0	20.4	LF	1.5	30'00"	45	0	20.4	LF	1.5	30'00"	45	0	20.4	LF	1.5	30'00"	45	0	20.4	852a	830a	122a	100a
51 LESLIE U	Wii																																		
Monday to Friday	07-Sep-10	Monday-Friday morning peak period					Monday-Friday midday					Monday-Friday afternoon peak period					Monday-Friday early evening					Monday-Friday late evening													
51 Eglinton Stn – Steeles	34.07	LF	8	13'00"	102	2	20.0	LF	3	30'00"	88	2	23.2	LF	7	16'00"	108	4	18.9	LF	3	30'00"	78	12	26.2	LF	2.5	30'00"	75	5	27.3	510a	550a	100a	1240a
Saturday	29-Nov-08	Saturday early morning					Saturday morning					Saturday afternoon					Saturday early evening					Saturday late evening													
51 Eglinton Stn – Steeles	34.07	LF	2.5	30'00"	75	5	27.3	LF	3	30'00"	80	10	25.6	LF	3	30'00"	80	10	25.6	LF	2.5	30'00"	75	5	27.3	LF	2.5	30'00"	75	5	27.3	545a	622a	110a	1250a
Sunday	23-Nov-08	Sunday morning					Sunday afternoon					Sunday early evening					Sunday late evening																		
51 Eglinton Stn – Steeles	34.07							LF	3	30'00"	80	10	25.6	LF	3	30'00"	80	10	25.6	LF	2.5	30'00"	75	5	27.3	LF	2.5	30'00"	75	5	27.3	815a	822a	110a	1250a
64 MAIN U	Bir																																		
Monday to Friday	12-Oct-10	Monday-Friday morning peak period					Monday-Friday midday					Monday-Friday afternoon peak period					Monday-Friday early evening					Monday-Friday late evening													
64 Queen – Eastdale	6.71	LF	4	8'00"	32	0	12.6	LF	3	10'00"	30	0	13.4	LF	4	8'00"	32	0	12.6	LF	2	15'00"	30	0	13.4	LF	1	30'00"	30	0	13.4	557a	541a	110a	125a
Saturday	27-Jun-09	Saturday early morning					Saturday morning					Saturday afternoon					Saturday early evening					Saturday late evening													
64 Queen – Eastdale	6.71	LF	2	15'00"	30	0	13.4	LF	2	15'00"	30	0	13.4	LF	2	15'00"	30	0	13.4	LF	1	30'00"	30	0	13.4	LF	1	30'00"	30	0	13.4	547a	600a	110a	125a
Sunday	05-Sep-10	Sunday morning					Sunday afternoon					Sunday early evening					Sunday late evening																		
64 Queen – Eastdale	6.71							LF	1	30'00"	30	0	13.4	LF	2	15'00"	30	0	13.4	LF	1	30'00"	30	0	13.4	LF	1	30'00"	30	0	13.4	840a	825a	110a	125a



SERVICE SUMMARY

January 2 to March 26, 2011

Route	RT dist (km) and date of last change	No. of				Run time (min)	Term time (min)	Avg spd (km/h)	No. of				Run time (min)	Term time (min)	Avg spd (km/h)	No. of				Run time (min)	Term time (min)	Avg spd (km/h)	No. of	Run time (min)	Term time (min)	Avg spd (km/h)	No. of	Run time (min)	Term time (min)	Avg spd (km/h)	First dep NB or WB	First dep SB or EB	Last dep NB or WB	Last dep SB or EB							
		Veh type	Veh	Service interval	Service interval				Veh type	Veh	Service interval	Service interval				Veh type	Veh	Service interval	Service interval																Veh type	Veh	Service interval	Service interval	Veh type	Veh	Service interval
58 MALTON U	MID	Service outside Toronto west of Pearson Airport is provided under contract to the City of Mississauga																																							
Monday to Friday	07-Sep-10	Monday-Friday morning peak period							Monday-Friday midday							Monday-Friday afternoon peak period							Monday-Friday early evening							Monday-Friday late evening											
58A Lawrence West Stn – Pearson Airport	37.34	LF	15	7 ' 00 "	104	1	21.5	LF	7	14 ' 00 "	96	2	23.3	LF	20	6 ' 00 "	119	1	18.8	LF	4.5	21 ' 00 "	89	6	25.2	LF	3	30 ' 00 "	86	4	26.0	505a	519a	110a	157a						
58B Lawrence West Stn – Westwood	40.02	LF	1	21 ' 00 "	111	15	21.6	LF	8	14 ' 00 "	108	4	22.2	LF	1	18 ' 00 "	131	7	18.3	LF	5.5	21 ' 00 "	99	17	24.3	LF	3	30 ' 00 "	87	3	27.6	520a	554a	1254a	115a						
Combined/Average			16	7 ' 00 "					15	7 ' 00 "					21	6 ' 00 "					10	10 ' 30 "					6	15 ' 00 "													
		Every 3rd 58A operates as a 58B							Every 3rd 58A operates as a 58B																																
Saturday	09-Jan-10	Saturday early morning							Saturday morning							Saturday afternoon							Saturday early evening							Saturday late evening											
58 Lawrence West Stn – McNaughton	36.42							LF	5	20 ' 00 "	91	9	24.0	LF	7	16 ' 00 "	103	9	21.2	LF	4	24 ' 00 "	91	5	24.0	LF	1.5	60 ' 00 "	86	4	25.4	907a	1024a	1258a	150a						
58A Lawrence West Stn – Pearson Airport	37.34	LF	7	12 ' 00 "	75	9	29.9	LF	5	20 ' 00 "	96	4	23.3	LF	7	16 ' 00 "	108	4	20.7	LF	4	24 ' 00 "	94	2	23.8	LF	1.5	60 ' 00 "	86	4	26.0	515a	547a	1258a	207a						
58D Lawrence West Stn – McNaughton via Pearson Airport	45.77	LF	1	36 ' 00 "	110	10	25.0																																		
Combined/Average			8	12 ' 00 "					10	10 ' 00 "					14	8 ' 00 "					8	12 ' 00 "					3	30 ' 00 "													
Sunday	03-Jan-10	Sunday early morning							Sunday morning							Sunday afternoon							Sunday early evening							Sunday late evening											
58 Lawrence West Stn – McNaughton	36.42	LF	2.5	40 ' 00 "	90	10	24.3	LF	4	24 ' 00 "	89	7	24.6	LF	6	18 ' 00 "	99	9	22.1	LF	3	30 ' 00 "	85	5	25.7	LF	1.5	60 ' 00 "	85	5	25.7	610a	700a	1150p	1242a						
58A Lawrence West Stn – Pearson Airport	37.34	LF	2.5	40 ' 00 "	84	16	26.7	LF	4	24 ' 00 "	90	6	24.9	LF	6	18 ' 00 "	100	8	22.4	LF	3	30 ' 00 "	86	4	26.0	LF	1.5	60 ' 00 "	86	4	26.0	510a	540a	1258a	200a						
Combined/Average			5	20 ' 00 "					8	12 ' 00 "					12	9 ' 00 "					6	15 ' 00 "					3	30 ' 00 "													
59 MAPLE LEAF	MID	Service outside Toronto west of Pearson Airport is provided under contract to the City of Mississauga																																							
Monday to Friday	07-Sep-10	Monday-Friday morning peak period							Monday-Friday midday							Monday-Friday afternoon peak period							Monday-Friday early evening							Monday-Friday late evening											
59A Lawrence West Stn – Weston Rd via Gary Drive	17.28	HF	3	22 ' 00 "	62	4	16.7							HF	2	40 ' 00 "	75	5	13.8																						
59B Lawrence West Stn – Weston Rd via Church	16.79	HF	3	22 ' 00 "	62	4	16.2							HF	2	40 ' 00 "	75	5	13.4																						
59C Lawrence West Stn – Weston Rd via Benton/Culford and Church	21.28							HF	1	60 ' 00 "	60	0	21.3													HF	1	60 ' 00 "	60	0	21.3	HF	1	60 ' 00 "	60	0	21.3	915a	945a	215p	245p
59C Lawrence West Stn – Weston Rd via Benton/Culford and Gary Rd	21.28							HF	1	60 ' 00 "	60	0	21.3													HF	1	60 ' 00 "	60	0	21.3	HF	1	60 ' 00 "	60	0	21.3	730p	800p	1230a	1200a
Combined/Average			6	11 ' 00 "					2	30 ' 00 "					4	20 ' 00 "					2	30 ' 00 "					2	30 ' 00 "													
Saturday	26-Jun-10	Saturday early morning							Saturday morning							Saturday afternoon							Saturday early evening							Saturday late evening											
59C Lawrence West Stn – Weston Rd via Benton/Culford and Church	21.28	LF	1	60 ' 00 "	60	0	21.3	LF	1	60 ' 00 "	60	0	21.3	LF	1	60 ' 00 "	60	0	21.3	LF	1	60 ' 00 "	60	0	21.3	LF	1	60 ' 00 "	60	0	21.3	LF	1	60 ' 00 "	60	0	21.3	630a	600a	1230a	1200a
59C Lawrence West Stn – Weston Rd via Benton/Culford and Gary Rd	21.28	LF	1	60 ' 00 "	60	0	21.3	LF	1	60 ' 00 "	60	0	21.3	LF	1	60 ' 00 "	60	0	21.3	LF	1	60 ' 00 "	60	0	21.3	LF	1	60 ' 00 "	60	0	21.3	LF	1	60 ' 00 "	60	0	21.3	600a	630a	100a	1230a
Combined/Average			2	30 ' 00 "					2	30 ' 00 "					2	30 ' 00 "					2	30 ' 00 "					2	30 ' 00 "													
Sunday	03-Jan-10	Sunday morning							Sunday afternoon							Sunday early evening							Sunday late evening																		
59C Lawrence West Stn – Weston Rd via Benton/Culford and Church	21.28							LF	1	60 ' 00 "	60	0	21.3	LF	1	60 ' 00 "	60	0	21.3	LF	1	60 ' 00 "	60	0	21.3	LF	1	60 ' 00 "	60	0	21.3	LF	1	60 ' 00 "	60	0	21.3	930a	900a	1230a	1200a
59C Lawrence West Stn – Weston Rd via Benton/Culford and Gary Rd	21.28							LF	1	60 ' 00 "	60	0	21.3	LF	1	60 ' 00 "	60	0	21.3	LF	1	60 ' 00 "	60	0	21.3	LF	1	60 ' 00 "	60	0	21.3	LF	1	60 ' 00 "	60	0	21.3	900a	930a	100a	1230a
Combined/Average									2	30 ' 00 "					2	30 ' 00 "					2	30 ' 00 "					2	30 ' 00 "													



SERVICE SUMMARY

January 2 to March 26, 2011

Table with columns: Route, RT dist (km) and date of last change, Veh type, No. of Veh, Service interval, Run time (min), Term time (min), Avg spd (km/h), No. of Veh, Service interval, Run time (min), Term time (min), Avg spd (km/h), Veh type, No. of Veh, Service interval, Run time (min), Term time (min), Avg spd (km/h), No. of Veh, Service interval, Run time (min), Term time (min), Avg spd (km/h), Veh type, No. of Veh, Service interval, Run time (min), Term time (min), Avg spd (km/h), No. of Veh, Service interval, Run time (min), Term time (min), Avg spd (km/h), First dep NB or WB, First dep SB or EB, Last dep NB or WB, Last dep SB or EB

January 2 to February 12, 2011

Table for route 102 MARKHAM RD U, Bir. Columns include: Monday to Friday (07-Sep-10), Monday-Friday morning peak period, Monday-Friday midday, Monday-Friday afternoon peak period, Monday-Friday early evening, Monday-Friday late evening. Includes data for stations 102 Warden Stn - McNicoll, 102A Warden Stn - Progress (Centennial College), 102C Warden Stn - Passmore, 102D Warden Stn - Mount Joy GO Stn. Includes combined/average values and notes: 102D NB trips operate via Dynamic, 102D SB trips operate via Dynamic.

February 13 to March 26, 2011

Changes in first / last trip times

Table for route 102 MARKHAM RD U, Bir. Columns include: Monday to Friday (14-Feb-11), Monday-Friday morning peak period, Monday-Friday midday, Monday-Friday afternoon peak period, Monday-Friday early evening, Monday-Friday late evening. Includes data for stations 102 Warden Stn - McNicoll, 102A Warden Stn - Progress (Centennial College), 102C Warden Stn - Passmore, 102D Warden Stn - Mount Joy GO Stn. Includes combined/average values and notes: 102D NB trips operate via Dynamic, 102D SB trips operate via Dynamic.

January 2 to March 26, 2011

Table for route 102 MARKHAM RD U, Bir. Columns include: Saturday (21-Feb-09), Saturday early morning, Saturday morning, Saturday afternoon, Saturday early evening, Saturday late evening; Sunday (05-Sep-10), Sunday early morning, Sunday morning, Sunday afternoon, Sunday early evening, Sunday late evening. Includes data for stations 102 Warden Stn - McNicoll, 102D Warden Stn - Mount Joy GO Stn. Includes combined/average values and notes: Every 5th 102 operates as a 102D, Every 4th 102B operates as a 102D, Every 2nd 102 operates as a 102D, Every 4th 102 operates as a 102D, Every 5th 102 operates as a 102D, Every 4th 102B operates as a 102D.

46 MARTIN GROVE U

Table for route 46 MARTIN GROVE U, Arw. Columns include: Monday to Friday (07-Sep-10), Monday-Friday morning peak period, Monday-Friday midday, Monday-Friday afternoon peak period, Monday-Friday early evening, Monday-Friday late evening; Saturday (07-Jan-06), Saturday early morning, Saturday morning, Saturday afternoon, Saturday early evening, Saturday late evening; Sunday (01-Jan-06), Sunday morning, Sunday afternoon, Sunday early evening, Sunday late evening. Includes data for station 46 Kipling Stn - Steeles. Includes combined/average values.



SERVICE SUMMARY

January 2 to March 26, 2011

Route	RT dist (km) and date of last change	Monday-Friday morning peak period						Monday-Friday midday						Monday-Friday afternoon peak period						Monday-Friday early evening						Monday-Friday late evening						First dep NB or WB	First dep SB or EB	Last dep NB or WB	Last dep SB or EB
		Veh type	No. of Veh	Service interval	Run time (min)	Term time (min)	Avg spd (km/h)	Veh type	No. of Veh	Service interval	Run time (min)	Term time (min)	Avg spd (km/h)	Veh type	No. of Veh	Service interval	Run time (min)	Term time (min)	Avg spd (km/h)	Veh type	No. of Veh	Service interval	Run time (min)	Term time (min)	Avg spd (km/h)	Veh type	No. of Veh	Service interval	Run time (min)	Term time (min)	Avg spd (km/h)				
16 McCOWAN U	Bir																																		
Monday to Friday	03-Jan-11	Monday-Friday morning peak period						Monday-Friday midday						Monday-Friday afternoon peak period						Monday-Friday early evening						Monday-Friday late evening									
16 Warden Stn – Scarborough Centre Stn	18.33	LF	8	7 ' 45 "	62	0	17.7	LF	5	12 ' 00 "	59	1	18.6	LF	8	8 ' 15 "	65	1	16.9	LF	4	13 ' 00 "	52	0	21.2	LF	3	15 ' 00 "	45	0	24.4	517a	520a	124a	149a
Saturday	15-May-10	Saturday early morning						Saturday morning						Saturday afternoon						Saturday early evening						Saturday late evening									
16 Warden Stn – Scarborough Centre Stn	18.33	LF	3	15 ' 00 "	45	0	24.4	LF	4	12 ' 30 "	50	0	22.0	LF	4	12 ' 30 "	50	0	22.0	LF	3	15 ' 00 "	45	0	24.4	LF	2	24 ' 00 "	45	3	24.4	523a	545a	132a	200a
Sunday	09-May-10	Sunday early morning						Sunday morning						Sunday afternoon						Sunday early evening						Sunday late evening									
16 Warden Stn – Scarborough Centre Stn	18.33	LF	3	17 ' 00 "	50	1	22.0	LF	3	17 ' 00 "	50	1	22.0	LF	4	12 ' 30 "	50	0	22.0	LF	2	24 ' 00 "	44	4	25.0	LF	2	24 ' 00 "	45	3	24.4	732a	758a	132a	200a
Overnight service on McCowan Road and Danforth Road provided by 302 DANFORTH RD-McCOWAN																																			

129 McCOWAN NORTH U Mal Service outside Toronto north of Steeles Avenue is provided under contract to York Region

January 2 to February 12, 2011

Route	RT dist (km) and date of last change	Monday-Friday morning peak period						Monday-Friday midday						Monday-Friday afternoon peak period						Monday-Friday early evening						Monday-Friday late evening						First dep NB or WB	First dep SB or EB	Last dep NB or WB	Last dep SB or EB
		Veh type	No. of Veh	Service interval	Run time (min)	Term time (min)	Avg spd (km/h)	Veh type	No. of Veh	Service interval	Run time (min)	Term time (min)	Avg spd (km/h)	Veh type	No. of Veh	Service interval	Run time (min)	Term time (min)	Avg spd (km/h)	Veh type	No. of Veh	Service interval	Run time (min)	Term time (min)	Avg spd (km/h)	Veh type	No. of Veh	Service interval	Run time (min)	Term time (min)	Avg spd (km/h)				
Monday to Friday	12-Oct-10	Monday-Friday morning peak period						Monday-Friday midday						Monday-Friday afternoon peak period						Monday-Friday early evening						Monday-Friday late evening									
129 Scarborough Centre Stn – Steeles	14.41	LF	11	4 ' 30 "	50	0	17.5	LF	8	5 ' 15 "	42	0	20.8	LF	10	5 ' 00 "	50	0	17.3	LF	8	5 ' 00 "	40	0	21.6	LF	1	40 ' 00 "	40	0	21.6	548a	524a	153a	150a
129A Scarborough Centre Stn – Major Mackenzie	34.29	LF	4	13 ' 30 "	95	9	21.7	LF	2	26 ' 15 "	87	8	23.6	LF	3	15 ' 00 "	92	3	22.4	LF	2	25 ' 00 "	88	2	23.4	LF	2	40 ' 00 "	80	0	25.7	552a	535a	1050p	1130p
Combined/Average		15 4 ' 30 "						10 5 ' 15 "						13 5 ' 00 "						10 5 ' 00 "						3 20 ' 00 "									
		Every 3rd 129 operates as a 129A						Every 5th 129 operates as a 129A						Every 3rd 129 operates as a 129A						Every 5th 129 operates as a 129A															

February 13 to March 26, 2011 Changes in first / last trip times

Route	RT dist (km) and date of last change	Monday-Friday morning peak period						Monday-Friday midday						Monday-Friday afternoon peak period						Monday-Friday early evening						Monday-Friday late evening						First dep NB or WB	First dep SB or EB	Last dep NB or WB	Last dep SB or EB
		Veh type	No. of Veh	Service interval	Run time (min)	Term time (min)	Avg spd (km/h)	Veh type	No. of Veh	Service interval	Run time (min)	Term time (min)	Avg spd (km/h)	Veh type	No. of Veh	Service interval	Run time (min)	Term time (min)	Avg spd (km/h)	Veh type	No. of Veh	Service interval	Run time (min)	Term time (min)	Avg spd (km/h)	Veh type	No. of Veh	Service interval	Run time (min)	Term time (min)	Avg spd (km/h)				
Monday to Friday	14-Feb-11	Monday-Friday morning peak period						Monday-Friday midday						Monday-Friday afternoon peak period						Monday-Friday early evening						Monday-Friday late evening									
129 Scarborough Centre Stn – Steeles	14.41	LF	11	4 ' 30 "	50	0	17.5	LF	8	5 ' 15 "	42	0	20.8	LF	10	5 ' 00 "	50	0	17.3	LF	8	5 ' 00 "	40	0	21.6	LF	1	40 ' 00 "	40	0	21.6	548a	524a	153a	150a
129A Scarborough Centre Stn – Major Mackenzie	34.29	LF	4	13 ' 30 "	95	9	21.7	LF	2	26 ' 15 "	87	8	23.6	LF	3	15 ' 00 "	92	3	22.4	LF	2	25 ' 00 "	88	2	23.4	LF	2	40 ' 00 "	80	0	25.7	605a	535a	1050p	1130p
Combined/Average		15 4 ' 30 "						10 5 ' 15 "						13 5 ' 00 "						10 5 ' 00 "						3 20 ' 00 "									
		Every 3rd 129 operates as a 129A						Every 5th 129 operates as a 129A						Every 3rd 129 operates as a 129A						Every 5th 129 operates as a 129A															

January 2 to March 26, 2011

Route	RT dist (km) and date of last change	Saturday early morning						Saturday morning						Saturday afternoon						Saturday early evening						Saturday late evening						First dep NB or WB	First dep SB or EB	Last dep NB or WB	Last dep SB or EB
		Veh type	No. of Veh	Service interval	Run time (min)	Term time (min)	Avg spd (km/h)	Veh type	No. of Veh	Service interval	Run time (min)	Term time (min)	Avg spd (km/h)	Veh type	No. of Veh	Service interval	Run time (min)	Term time (min)	Avg spd (km/h)	Veh type	No. of Veh	Service interval	Run time (min)	Term time (min)	Avg spd (km/h)	Veh type	No. of Veh	Service interval	Run time (min)	Term time (min)	Avg spd (km/h)				
Saturday	08-Aug-09	Saturday early morning						Saturday morning						Saturday afternoon						Saturday early evening						Saturday late evening									
129 Scarborough Centre Stn – Steeles	14.41	LF	6	7 ' 00 "	42	0	20.6	LF	6	7 ' 00 "	42	0	20.6	LF	8	5 ' 45 "	45	1	19.2	LF	1	40 ' 00 "	36	4	24.0	LF	2	20 ' 00 "	40	0	21.6	550a	530a	200a	145a
129A Scarborough Centre Stn – Major Mackenzie	34.29	LF	2	28 ' 00 "	88	10	23.4	LF	2	28 ' 00 "	88	10	23.4	LF	2	23 ' 00 "	90	2	22.9	LF	2	40 ' 00 "	80	0	25.7						600a	602a	1020p	1100p	
Combined/Average		8 7 ' 00 "						8 7 ' 00 "						10 5 ' 45 "						3 20 ' 00 "						2 20 ' 00 "									
		Every 4th 129 operates as a 129A						Every 4th 129 operates as a 129A						Every 4th 129 operates as a 129A						Every 3rd 129 operates as a 129A						Every 2nd 129 operates as a 129A									
Sunday	02-Aug-09	Sunday morning						Sunday afternoon						Sunday early evening						Sunday late evening															
129 Scarborough Centre Stn – Steeles	14.41	LF	4	10 ' 00 "	40	0	21.6	LF	5	8 ' 00 "	40	0	21.6	LF	3	15 ' 00 "	40	5	21.6	LF	2	20 ' 00 "	40	0	21.6						800a	815a	200a	145a	
129A Scarborough Centre Stn – Major Mackenzie	34.29	LF	1	40 ' 00 "	80	0	25.7	LF	1	40 ' 00 "	80	0	25.7	LF	1	45 ' 00 "	80	10	25.7												900a	900a	1020p	1100p	
Combined/Average		5 10 ' 00 "						6 8 ' 00 "						4 15 ' 00 "						2 20 ' 00 "															
		Every 4th 129 operates as a 129A						Every 5th 129 operates as a 129A						Every 3rd 129 operates as a 129A						Every 2nd 129 operates as a 129A															

Overnight service provided by 302 DANFORTH RD-McCOWAN



SERVICE SUMMARY

January 2 to March 26, 2011

Route	RT dist (km) and date of last change	No. of				Run time (min)	Term time (min)	Avg spd (km/h)	No. of				Run time (min)	Term time (min)	Avg spd (km/h)	No. of				Run time (min)	Term time (min)	Avg spd (km/h)	No. of	Run time (min)	Term time (min)	Avg spd (km/h)	First dep NB or WB	First dep SB or EB	Last dep NB or WB	Last dep SB or EB						
		Veh type	Veh	Service interval					Veh type	Veh	Service interval					Veh type	Veh	Service interval													Veh type	Veh	Service interval			
130 MIDDLEFIELD U	Mal																																			
Monday to Friday	05-Jan-09	Monday-Friday morning peak period				Monday-Friday midday				Monday-Friday afternoon peak period				Monday-Friday early evening				Monday-Friday late evening																		
130 Scarborough Centre Stn – Steeles	15.96					Lift	1.5	30 ' 00 "	40	5	23.9					Lift	2	22 ' 00 "	44	0	21.8					Lift	1.5	30 ' 00 "	40	4	23.9	915a	540a 702p	240p	240p 1240a	
130 Scarborough Centre Stn – Steeles/ 130B Scarborough Centre Stn – Steeles via Maybrook	16.56	Lift	3	15 ' 00 "	45	0	22.1					Lift	3	15 ' 00 "	45	0	22.1																600a	305p	852a	640p
		130 operates SB; 130B operates NB				Alternates trips with 132 MILNER				130 operates NB; 130B operates SB				Alternates trips with 132 MILNER																						
Saturday	10-Jan-09	Saturday early morning				Saturday morning				Saturday afternoon				Saturday early evening				Saturday late evening																		
130 Scarborough Centre Stn – Steeles	15.96	Lift	1.5	30 ' 00 "	44	1	21.8	Lift	1.5	30 ' 00 "	44	1	21.8	Lift	1.5	30 ' 00 "	44	1	21.8	Lift	1.5	30 ' 00 "	40	4	23.9	Lift	1.5	30 ' 00 "	40	4	23.9	545a	608a	115a	1240a	
		Alternates trips with 132 MILNER				Alternates trips with 132 MILNER				Alternates trips with 132 MILNER				Alternates trips with 132 MILNER				Alternates trips with 132 MILNER																		
Sunday	04-Jan-09	Sunday morning				Sunday afternoon				Sunday early evening				Sunday late evening																						
130 Scarborough Centre Stn – Steeles	15.96					Lift	1.5	30 ' 00 "	44	1	21.8	Lift	1.5	30 ' 00 "	44	1	21.8	Lift	1.5	30 ' 00 "	40	4	23.9	Lift	1.5	30 ' 00 "	40	4	23.9	815a	838a	115a	1240a			
		Alternates trips with 132 MILNER				Alternates trips with 132 MILNER				Alternates trips with 132 MILNER				Alternates trips with 132 MILNER																						
57 MIDLAND U	Bir																																			
Monday to Friday	03-Jan-11	Monday-Friday morning peak period				Monday-Friday midday				Monday-Friday afternoon peak period				Monday-Friday early evening				Monday-Friday late evening																		
57 Kennedy Stn – Steeles	23.43	LF	12	6 ' 00 "	70	2	20.1	LF	6	11 ' 00 "	66	0	21.3	LF	9	8 ' 20 "	72	3	19.5	LF	5	12 ' 00 "	60	0	23.4	LF	3	20 ' 00 "	58	2	24.2	450a	450a	118a	110a	
57 Kennedy Stn – Steeles	23.43	LF	1	Tripper																																
Combined/Average			13	6 ' 00 "					6	11 ' 00 "				9	8 ' 20 "					5	12 ' 00 "					3	20 ' 00 "									
Saturday	09-Jan-10	Saturday early morning				Saturday morning				Saturday afternoon				Saturday early evening				Saturday late evening																		
57 Kennedy Stn – Steeles	23.43	LF	3	20 ' 00 "	60	0	23.4	LF	4	15 ' 00 "	60	0	23.4	LF	4	15 ' 00 "	60	0	23.4	LF	2	30 ' 00 "	52	8	27.0	LF	2	30 ' 00 "	52	8	27.0	515a	545a	1245a	110a	
Sunday	03-Jan-10	Sunday morning				Sunday afternoon				Sunday early evening				Sunday late evening																						
57 Kennedy Stn – Steeles	23.43					LF	2	30 ' 00 "	60	0	23.4	LF	3	20 ' 00 "	60	0	23.4	LF	2	30 ' 00 "	52	8	27.0	LF	2	30 ' 00 "	52	8	27.0	745a	815a	1245a	110a			
		Alternates trips with 132 MILNER				Alternates trips with 132 MILNER				Alternates trips with 132 MILNER				Alternates trips with 132 MILNER																						
132 MILNER U	Mal																																			
Monday to Friday	07-Sep-10	Monday-Friday morning peak period				Monday-Friday midday				Monday-Friday afternoon peak period				Monday-Friday early evening				Monday-Friday late evening																		
132 Scarborough Centre Stn – McLevin and Hupfield	19.81	LF	4	12 ' 00 "	48	0	24.8	LF	1.5	30 ' 00 "	45	0	26.4	LF	3	16 ' 00 "	48	0	24.8	LF	2	23 ' 00 "	46	0	25.8	LF	1.5	30 ' 00 "	42	4	28.6	600a	536a	100a	1254a	
		Alternates trips with 130 MIDDLEFIELD				Alternates trips with 130 MIDDLEFIELD				Alternates trips with 130 MIDDLEFIELD				Alternates trips with 130 MIDDLEFIELD				Alternates trips with 130 MIDDLEFIELD																		
Saturday	09-Jan-10	Saturday early morning				Saturday morning				Saturday afternoon				Saturday early evening				Saturday late evening																		
132 Scarborough Centre Stn – McLevin and Hupfield	19.81	LF	1.5	30 ' 00 "	45	0	26.4	LF	1.5	30 ' 00 "	45	0	26.4	LF	1.5	30 ' 00 "	45	0	26.4	LF	1.5	30 ' 00 "	42	4	28.6	LF	1.5	30 ' 00 "	42	4	28.6	600a	552a	100a	1254a	
		Alternates trips with 130 MIDDLEFIELD				Alternates trips with 130 MIDDLEFIELD				Alternates trips with 130 MIDDLEFIELD				Alternates trips with 130 MIDDLEFIELD				Alternates trips with 130 MIDDLEFIELD																		
Sunday	03-Jan-10	Sunday morning				Sunday afternoon				Sunday early evening				Sunday late evening																						
132 Scarborough Centre Stn – McLevin and Hupfield	19.81					LF	1.5	30 ' 00 "	45	0	26.4	LF	1.5	30 ' 00 "	45	0	26.4	LF	1.5	30 ' 00 "	42	4	28.6	LF	1.5	30 ' 00 "	42	4	28.6	900a	852a	100a	1254a			
		Alternates trips with 130 MIDDLEFIELD				Alternates trips with 130 MIDDLEFIELD				Alternates trips with 130 MIDDLEFIELD				Alternates trips with 130 MIDDLEFIELD				Alternates trips with 130 MIDDLEFIELD																		



SERVICE SUMMARY

January 2 to March 26, 2011

Route	RT dist (km) and date of last change	Veh type	No. of			Run time (min)	Term time (min)	Avg spd (km/h)	No. of			Run time (min)	Term time (min)	Avg spd (km/h)	No. of			Run time (min)	Term time (min)	Avg spd (km/h)	No. of			Run time (min)	Term time (min)	Avg spd (km/h)	First dep NB or WB	First dep SB or EB	Last dep NB or WB	Last dep SB or EB					
			Veh	Service interval					Veh	Service interval					Veh	Service interval					Veh	Service interval									Veh	Service interval			
116 MORNINGSIDE U	Egl																																		
Monday to Friday	07-Sep-10		Monday-Friday morning peak period						Monday-Friday midday						Monday-Friday afternoon peak period						Monday-Friday early evening						Monday-Friday late evening								
116 Kennedy Stn – Finch	35.76	LF	17	5 ' 45 "	92	6	23.3	LF	10	9 ' 00 "	90	0	23.8	LF	21	4 ' 31 "	95	0	22.6	LF	11	7 ' 30 "	80	3	26.9	LF	6	14 ' 00 "	75	9	28.6	508a	500a	225a	257a
116A Kennedy Stn – Conlins Rd via Ellesmere/ 116E Kennedy Stn – Scarborough College and Conlins Rd Express	29.30	LF	5	15 ' 00 "	72	3	24.4	LF	3	22 ' 00 "	66	0	26.6	LF	5	15 ' 00 "	72	3	24.4	LF	3	22 ' 00 "	66	0	26.6	LF	2	30 ' 00 "	60	0	29.3	605a	556a	108a	1240a
Combined/Average			22	4 ' 09 "				13	6 ' 23 "				26	3 ' 29 "					14	5 ' 36 "					8	9 ' 33 "									
Saturday	20-Feb-10		Saturday early morning						Saturday morning						Saturday afternoon						Saturday early evening						Saturday late evening								
116 Kennedy Stn – Finch	35.76	LF	4	18 ' 00 "	72	0	29.8	LF	13	6 ' 30 "	85	0	25.4	LF	13	6 ' 30 "	85	0	25.4	LF	8	10 ' 00 "	77	3	27.9	LF	5	15 ' 00 "	75	0	28.6	540a	523a	225a	302a
116A Kennedy Stn – Conlins Rd via Ellesmere/ 116E Kennedy Stn – Scarborough College and Conlins Rd Express	29.30	LF	2	30 ' 00 "	53	7	33.2	LF	2	30 ' 00 "	59	1	29.8	LF	2	30 ' 00 "	59	1	29.8	LF	2	30 ' 00 "	53	7	33.2	LF	2	30 ' 00 "	53	7	33.2	628a	631a	1240a	114a
Combined/Average			6	11 ' 15 "				15	5 ' 21 "				15	5 ' 21 "					10	7 ' 30 "					7	10 ' 00 "									
Sunday	14-Feb-10		Sunday morning						Sunday afternoon						Sunday early evening						Sunday late evening														
116 Kennedy Stn – Finch	35.76	LF	9	9 ' 00 "	81	0	26.5	LF	9	9 ' 00 "	81	0	26.5	LF	7	11 ' 00 "	76	1	28.2	LF	3	24 ' 00 "	71	1	30.2	LF	3	24 ' 00 "	71	1	30.2	741a	818a	225a	300a
116A Kennedy Stn – Conlins Rd via Ellesmere/ 116E Kennedy Stn – Scarborough College and Conlins Rd Express	29.30	LF	2	30 ' 00 "	52	8	33.8	LF	2	30 ' 00 "	52	8	33.8	LF	2	30 ' 00 "	52	8	33.8	LF	2	30 ' 00 "	52	8	33.8	LF	2	30 ' 00 "	48	12	36.6	755a	816a	1255a	126a
Combined/Average			11	6 ' 55 "				11	6 ' 55 "				9	8 ' 03 "					5	13 ' 20 "															
Before Noon 116A operates WB and 116E operates EB. After Noon 116A operates EB and 116E operates WB																																			
62 MORTIMER U	Bir																																		
Monday to Friday	17-Feb-09		Monday-Friday morning peak period						Monday-Friday midday						Monday-Friday afternoon peak period						Monday-Friday early evening						Monday-Friday late evening								
62 Broadview Stn – Main Street Stn	12.09	LF	3	15 ' 00 "	44	1	16.5	LF	2	22 ' 00 "	42	2	17.3	LF	3	15 ' 00 "	44	1	16.5	LF	2	20 ' 00 "	40	0	18.1	LF	1.5	30 ' 00 "	40	1	18.1	540a	553a	1255a	115a
Alternates trips with 20 CLIFFSIDE																																			
Saturday	29-Nov-08		Saturday early morning						Saturday morning						Saturday afternoon						Saturday early evening						Saturday late evening								
62 Broadview Stn – Main Street Stn	12.09	LF	2	20 ' 00 "	40	0	18.1	LF	2	22 ' 00 "	44	0	16.5	LF	2	22 ' 00 "	44	0	16.5	LF	2	20 ' 00 "	40	0	18.1	LF	1.5	30 ' 00 "	40	1	18.1	612a	552a	1255a	115a
Alternates trips with 20 CLIFFSIDE																																			
Sunday	23-Nov-08		Sunday morning						Sunday afternoon						Sunday early evening						Sunday late evening														
62 Broadview Stn – Main Street Stn	12.09	LF	2	20 ' 00 "	40	0	18.1	LF	3	15 ' 00 "	40	5	18.1	LF	1.5	30 ' 00 "	40	1	18.1	LF	1.5	30 ' 00 "	40	1	18.1	LF	1.5	30 ' 00 "	40	1	18.1	815a	835a	1255a	115a
Alternates trips with 20 CLIFFSIDE																																			
171 MT DENNIS	MID																																		
Monday to Friday	17-Feb-09		Monday-Friday early morning						Monday-Friday midday						Monday-Friday afternoon peak period						Monday-Friday early evening						Monday-Friday late evening								
171 Mt Dennis – Jane & Weston	6.82	HF	1	20 ' 00 "	18	2	22.7	HF	1	20 ' 00 "	18	2	22.7	HF	1	20 ' 00 "	18	2	22.7	HF	1	20 ' 00 "	18	2	22.7	HF	1	20 ' 00 "	18	2	22.7	400a	409a	1120p	1134p
Saturday	26-Jun-10		Saturday early morning						Saturday midday						Saturday afternoon peak period						Saturday early evening						Saturday late evening								
171 Mt Dennis – Jane & Weston	6.82	LF	1	20 ' 00 "	18	2	22.7	LF	1	20 ' 00 "	18	2	22.7	LF	1	20 ' 00 "	18	2	22.7	LF	1	20 ' 00 "	18	2	22.7	LF	1	20 ' 00 "	18	2	22.7	400a	409a	1100p	1109p
Sunday	20-Jun-10		Sunday early morning						Sunday midday						Sunday afternoon peak period						Sunday early evening						Sunday late evening								
171 Mt Dennis – Jane & Weston	6.82	LF	1	20 ' 00 "	18	2	22.7	LF	1	20 ' 00 "	18	2	22.7	LF	1	20 ' 00 "	18	2	22.7	LF	1	20 ' 00 "	18	2	22.7	LF	1	20 ' 00 "	18	2	22.7	400a	409a	1120p	1134p



SERVICE SUMMARY

January 2 to March 26, 2011

Route	RT dist (km) and date of last change	No. of Veh	Service interval	Run time (min)	Term time (min)	Avg spd (km/h)	No. of Veh	Service interval	Run time (min)	Term time (min)	Avg spd (km/h)	No. of Veh	Service interval	Run time (min)	Term time (min)	Avg spd (km/h)	No. of Veh	Service interval	Run time (min)	Term time (min)	Avg spd (km/h)	No. of Veh	Service interval	Run time (min)	Term time (min)	Avg spd (km/h)	First dep NB or WB	First dep SB or EB	Last dep NB or WB	Last dep SB or EB		
74 MT PLEASANT U	Wii																															
Monday to Friday	24-Nov-08		Monday-Friday morning peak period					Monday-Friday midday					Monday-Friday afternoon peak period					Monday-Friday early evening						Monday-Friday late evening								
74 St Clair Stn – Eglinton	6.15	LF 2	15 '00 "	30	0	12.3	LF 1	30 '00 "	30	0	12.3	LF 2	18 '00 "	36	0	10.3	LF 1	30 '00 "	30	0	12.3	LF 1	30 '00 "	30	0	12.3	615a	604a	115a	100a		
Saturday	29-Nov-08		Saturday early morning					Saturday morning					Saturday afternoon					Saturday early evening					Saturday late evening									
74 St Clair Stn – Eglinton	6.15	LF 1	30 '00 "	30	0	12.3	LF 1	30 '00 "	30	0	12.3	LF 1	30 '00 "	30	0	12.3	LF 1	30 '00 "	30	0	12.3	LF 1	30 '00 "	30	0	12.3	715a	700a	115a	100a		
Sunday	23-Nov-08		Sunday morning					Sunday afternoon					Sunday early evening					Sunday late evening														
74 St Clair Stn – Eglinton	6.15						LF 1	30 '00 "	30	0	12.3	LF 1	30 '00 "	30	0	12.3	LF 1	30 '00 "	30	0	12.3	LF 1	30 '00 "	30	0	12.3	900a	915a	115a	100a		
103 MT PLEASANT NORTH U	Wii																															
Monday to Friday	24-Nov-08		Monday-Friday morning peak period					Monday-Friday midday					Monday-Friday afternoon peak period					Monday-Friday early evening					Monday-Friday late evening									
103 Eglinton Stn – Doncliffe	7.92	LF 2	15 '00 "	30	0	15.8	LF 2	15 '00 "	30	0	15.8	LF 2	15 '00 "	30	0	15.8	LF 2	15 '00 "	30	0	15.8	LF 1	30 '00 "	30	0	15.8	600a	615a	100a	115a		
Saturday	29-Nov-08		Saturday early morning					Saturday morning					Saturday afternoon					Saturday early evening					Saturday late evening									
103 Eglinton Stn – Doncliffe	7.92	LF 1	30 '00 "	30	0	15.8	LF 2	15 '00 "	30	0	15.8	LF 2	15 '00 "	30	0	15.8	LF 1	30 '00 "	30	0	15.8	LF 1	30 '00 "	30	0	15.8	545a	600a	100a	115a		
Sunday	23-Nov-08		Sunday morning					Sunday afternoon					Sunday early evening					Sunday late evening														
103 Eglinton Stn – Doncliffe	7.92						LF 1	30 '00 "	30	0	15.8	LF 1	30 '00 "	30	0	15.8	LF 1	30 '00 "	30	0	15.8	LF 1	30 '00 "	30	0	15.8	830a	815a	100a	115a		
133 NEILSON U	Mal																															
Monday to Friday	07-Sep-10		Monday-Friday morning peak period					Monday-Friday midday					Monday-Friday afternoon peak period					Monday-Friday early evening					Monday-Friday late evening									
133 Scarborough Centre Stn – Morningside Heights	25.22	LF 9	8 '00 "	70	2	21.6	LF 7	10 '00 "	70	0	21.6	LF 11	7 '00 "	74	3	20.4	LF 8	9 '00 "	70	2	21.6	LF 3.5	20 '00 "	65	5	23.3	532a	459a	140a	123a		
			SB/WB buses do not serve Centenary Hospital.						EB/NB buses do not serve Centenary Hospital.					Alternates trips with 38 HIGHLAND CREEK																		
Saturday	03-Apr-10		Saturday early morning					Saturday morning					Saturday afternoon					Saturday early evening					Saturday late evening									
133 Scarborough Centre Stn – Morningside Heights	25.22	LF 6	12 '00 "	70	2	21.6	LF 6	12 '00 "	70	2	21.6	LF 8	9 '00 "	70	2	21.6	LF 6	12 '00 "	70	2	21.6	LF 3.5	20 '00 "	70	0	21.6	540a	520a	100a	100a		
													Alternates trips with 38 HIGHLAND CREEK																			
Sunday	28-Mar-10		Sunday morning					Sunday afternoon					Sunday early evening					Sunday late evening														
133 Scarborough Centre Stn – Morningside Heights	25.22						LF 5	12 '00 "	60	0	25.2	LF 7	10 '00 "	70	0	21.6	LF 5	13 '00 "	60	5	25.2	LF 4	15 '00 "	60	0	25.2	900a	825a	100a	105a		
			All buses serve Centenary Hospital in both directions except where noted. Overnight service south of Finch provided by 321 YORK MILLS																													
131 NUGGET U	Mal																															
Monday to Friday	07-Sep-10		Monday-Friday morning peak period					Monday-Friday midday					Monday-Friday afternoon peak period					Monday-Friday early evening					Monday-Friday late evening									
131 Scarborough Centre Stn – Old Finch & Morningview	20.20						LF 3	18 '00 "	54	0	22.4						LF 3	17 '00 "	51	0	23.8	LF 2	22 '00 "	44	0	27.5	550a	520a	100a	1238a		
131E Kennedy Stn – Old Finch Express	33.46	LF 13	7 '00 "	90	1	22.3						LF 11	8 '30 "	93	1	21.6												650a	605a	910a	832a	
																		332p 311p 622p 535p														
Saturday	09-Jan-10		Saturday early morning					Saturday morning					Saturday afternoon					Saturday early evening					Saturday late evening									
131 Scarborough Centre Stn – Old Finch & Morningview	20.20	LF 3	18 '00 "	54	0	22.4	LF 3	18 '00 "	54	0	22.4	LF 3	18 '00 "	54	0	22.4	LF 2	25 '00 "	50	0	24.2	LF 2	22 '00 "	44	0	27.5	630a	639a	100a	1238a		
Sunday	03-Jan-10		Sunday morning					Sunday afternoon					Sunday early evening					Sunday late evening														
131 Scarborough Centre Stn – Old Finch & Morningview	20.20						LF 2	26 '00 "	52	0	23.3	LF 2	26 '00 "	52	0	23.3	LF 2	25 '00 "	50	0	24.2	LF 2	22 '00 "	44	0	27.5	826a	800a	100a	1238a		

Operates NB via Morningview before 3:00 pm, and NB via Littles after 3:00 pm.



SERVICE SUMMARY

January 2 to March 26, 2011

Route	RT dist (km) and date of last change	Monday-Friday morning peak period					Monday-Friday midday					Monday-Friday afternoon peak period					Monday-Friday early evening					Monday-Friday late evening					First dep NB or WB	First dep SB or EB	Last dep NB or WB	Last dep SB or EB					
		Veh type	No. of Veh	Service interval	Run time (min)	Term time (min)	Avg spd (km/h)	Veh type	No. of Veh	Service interval	Run time (min)	Term time (min)	Avg spd (km/h)	Veh type	No. of Veh	Service interval	Run time (min)	Term time (min)	Avg spd (km/h)	Veh type	No. of Veh	Service interval	Run time (min)	Term time (min)	Avg spd (km/h)	Veh type					No. of Veh	Service interval	Run time (min)	Term time (min)	Avg spd (km/h)
70 O'CONNOR U	Egl																																		
Monday to Friday	29-Mar-10																																		
70 Coxwell Stn – Warden Stn	12.36	LF	3	17'00"	51	0	14.5	LF	2.5	18'00"	45	0	16.5	LF	3.5	15'00"	51	2	14.5	LF	2	20'00"	40	0	18.5	LF	1.1	30'00"	34	0	21.8	550a	530a	158a	145a
70A Coxwell Stn – Eglinton	12.54	LF	3	17'00"	51	0	14.7	LF	2.5	18'00"	44	1	17.1	LF	3.5	15'00"	51	2	14.7	LF	2	20'00"	40	0	18.8							520a	500a	920p	900p
70B Coxwell Stn – Eglinton Sq	11.75													LF	1	30'00"	30	0	23.5												945p	930p	145a	200a	
Combined/Average			6	8'30"				5	9'00"					7	7'30"					4	10'00"						2.13	15'00"							
70 branch alternates trips with 135 GERRARD																																			
Saturday	09-Jan-10																																		
70 Coxwell Stn – Warden Stn	12.36	LF	2	22'00"	44	0	16.9	LF	2	22'00"	44	0	16.9	LF	2	22'00"	44	0	16.9	LF	1.5	24'00"	36	0	20.6	LF	1.3	30'00"	34	6	21.8	610a	548a	158a	145a
70A Coxwell Stn – Eglinton	12.54	LF	2	22'00"	44	0	17.1	LF	2	22'00"	44	0	17.1	LF	2	22'00"	44	0	17.1	LF	1.5	24'00"	36	0	20.9							537a	515a	918p	900p
70B Coxwell Stn – Eglinton Sq	11.75													LF	1	30'00"	30	0	23.5												945p	930p	145a	200a	
Combined/Average			4	11'00"				4	11'00"					4	11'00"					3	12'00"						2.33	15'00"							
70 branch alternates trips with 16 McCOWAN																																			
Sunday	03-Jan-10																																		
70 Coxwell Stn – Warden Stn	12.36	LF	1	45'00"	33	12	22.5	LF	2	20'00"	40	0	18.5	LF	2	20'00"	40	0	18.5	LF	1.5	24'00"	36	0	20.6	LF	1.3	30'00"	34	6	21.8	645a	615a	158a	145a
70A Coxwell Stn – Eglinton	12.54							LF	2	20'00"	40	0	18.8	LF	2	20'00"	40	0	18.8	LF	1.5	24'00"	36	0	20.9							830a	810a	918p	900p
70B Coxwell Stn – Eglinton Sq	11.75													LF	1	30'00"	30	0	23.5												945p	930p	145a	200a	
Combined/Average			1	45'00"				4	10'00"					4	10'00"					3	12'00"						2.33	15'00"							
63 OSSINGTON U	MtD																																		
Monday to Friday	03-Jan-11																																		
63 Eglinton West Stn – East Liberty	17.57	LF	2	13'30"	77	4	13.7	LF	12	6'45"	77	4	13.7	LF	8	10'00"	78	2	13.5	LF	10	7'30"	72	3	14.6	LF	6	11'00"	64	2	16.5	517a	521a	147a	136a
63A St Clair – East Liberty	13.35	LF	12	4'30"	53	1	15.1						LF	6	10'00"	54	6	14.8													638a	705a	902a	932a	
Combined/Average			14	4'30"				12	6'45"					14	5'00"					10	7'30"						6	11'00"							
Every 3rd 63A operates as a 63																																			
Saturday	29-Nov-08																																		
63 Eglinton West Stn – East Liberty	17.57	LF	8	10'00"	74	6	14.2	LF	11	7'30"	78	5	13.5	LF	13	6'30"	82	3	12.9	LF	7	10'00"	70	0	15.1	LF	5	13'00"	64	1	16.5	520a	523a	142a	136a
Sunday	15-Feb-09																																		
63 Eglinton West Stn – East Liberty	17.57	LF	6	12'00"	72	0	14.6	LF	7	11'00"	73	4	14.4	LF	9	8'30"	75	2	14.1	LF	7	10'00"	70	0	15.1	LF	6	11'00"	64	2	16.5	520a	520a	147a	136a
316 OSSINGTON U	Wt/MtD																																		
Overnight, 7 days a week	23-Nov-08																																		
316 Eglinton West Stn – Exhibition	20.28	LF	1.6	30'00"	49	0	24.8	LF	1.6	30'00"	49	0	24.8	LF	1.6	30'00"	49	0	24.8																
Alternates trips with 329 DUFFERIN																																			



SERVICE SUMMARY

January 2 to March 26, 2011

Route	RT dist (km) and date of last change	No. of Veh	Service interval	Run time (min)	Term time (min)	Avg spd (km/h)	No. of Veh	Service interval	Run time (min)	Term time (min)	Avg spd (km/h)	No. of Veh	Service interval	Run time (min)	Term time (min)	Avg spd (km/h)	No. of Veh	Service interval	Run time (min)	Term time (min)	Avg spd (km/h)	No. of Veh	Service interval	Run time (min)	Term time (min)	Avg spd (km/h)	First dep NB or WB	First dep SB or EB	Last dep NB or WB	Last dep SB or EB							
72 PAPE U	Bir	Temporary diversion until early 2011, to Donlands Station during construction at Pape Station. Temporary diversion until summer of 2013, westbound via Scott and Wellington, due to closure of The Esplanade between Scott and Yonge.																																			
Monday to Friday	12-Oct-10	Monday-Friday morning peak period				Monday-Friday midday				Monday-Friday afternoon peak period				Monday-Friday early evening				Monday-Friday late evening																			
72 Donlands Stn – Eastern	5.67	LF	2.5	14 ' 00 "	31	4	11.0	LF	4	8 ' 00 "	30	2	11.3	LF	2.5	13 ' 00 "	32	1	10.6	LF	4	8 ' 00 "	30	2	11.3	LF	1.5	24 ' 00 "	30	6	11.3	533a	540a	107a	125a		
72A Donlands Stn – Union Stn via Commissioners	16.25	LF	5.5	14 ' 00 "	72	5	13.5	LF	2	24 ' 00 "	66	14	12.2	LF	5.5	13 ' 00 "	71	1	13.7	LF	2	24 ' 00 "	66	14	12.2	LF	2.5	24 ' 00 "	57	3	17.1	520a	440a	119a	124a		
Combined/Average			8	7 ' 00 "					6	8 ' 00 "					8	6 ' 30 "					6	8 ' 00 "					4	12 ' 00 "									
			Every 3rd 72 operates as a 72A																																		
Saturday	16-Oct-10	Saturday early morning				Saturday morning				Saturday afternoon				Saturday early evening				Saturday late evening																			
72 Pape Stn – Eastern	5.67	LF	1.5	24 ' 00 "	30	6	11.3	LF	5	7 ' 30 "	36	2	9.5	LF	5	7 ' 30 "	36	2	9.5	LF	1.5	20 ' 00 "	30	0	11.3	LF	1.5	24 ' 00 "	30	6	11.3	523a	508a	120a	102a		
72A Donlands Stn – Union Stn via Commissioners	16.25	LF	2.5	24 ' 00 "	54	6	18.1	LF	2	22 ' 30 "	71	12	13.7	LF	2	22 ' 30 "	71	12	13.7	LF	3.5	20 ' 00 "	64	6	15.2	LF	2.5	24 ' 00 "	57	3	17.1	547a	520a	119a	114a		
Combined/Average			4	12 ' 00 "					7	7 ' 30 "					7	7 ' 30 "					5	10 ' 00 "					4	12 ' 00 "									
			Every 3rd 72 operates as a 72A																																		
Sunday	10-Oct-10	Sunday early morning				Sunday morning				Sunday afternoon				Sunday early evening				Sunday late evening																			
72 Pape Stn – Eastern	5.67	LF	1.5	24 ' 00 "	30	6	11.3	LF	2	20 ' 00 "	36	4	9.5	LF	2	20 ' 00 "	36	4	9.5	LF	1.5	24 ' 00 "	30	6	11.3	LF	1.5	24 ' 00 "	30	6	11.3	747a	728a	1258a	104a		
72A Donlands Stn – Union Stn via Commissioners	16.25	LF	2.5	24 ' 00 "	54	6	18.1	LF	3	20 ' 00 "	60	0	16.3	LF	3	20 ' 00 "	60	0	16.3	LF	2.5	24 ' 00 "	57	3	17.1	LF	2.5	24 ' 00 "	51	9	19.1	819a	752a	118a	116a		
Combined/Average			4	12 ' 00 "					5	10 ' 00 "					5	10 ' 00 "					4	12 ' 00 "					4	12 ' 00 "									
101 PARC DOWNSVIEW PARK U	Arw	Temporary diversion until early 2011, to Donlands Station during construction at Pape Station. Temporary diversion until summer of 2013, westbound via Scott and Wellington, due to closure of The Esplanade between Scott and Yonge.																																			
Monday to Friday	12-May-08	Monday-Friday morning peak period				Monday-Friday midday				Monday-Friday afternoon peak period				Monday-Friday early evening																							
101 Downsview Stn – Parc Downsview Park	5.64	LF	1	20 ' 00 "	20	0	16.9	LF	1	20 ' 00 "	20	0	16.9	LF	1	20 ' 00 "	20	0	16.9	LF	1	20 ' 00 "	20	0	16.9												
Saturday	17-May-08	Saturday morning				Saturday afternoon				Saturday early evening																											
101 Downsview Stn – Parc Downsview Park	5.64	LF	1	20 ' 00 "	20	0	16.9	LF	1	20 ' 00 "	20	0	16.9	LF	1	20 ' 00 "	20	0	16.9	LF	1	20 ' 00 "	20	0	16.9												
Sunday	11-May-08	Sunday morning				Sunday afternoon				Sunday early evening																											
101 Downsview Stn – Parc Downsview Park	5.64	LF	1	20 ' 00 "	20	0	16.9	LF	1	20 ' 00 "	20	0	16.9	LF	1	20 ' 00 "	20	0	16.9	LF	1	20 ' 00 "	20	0	16.9												
402 PARKDALE COMMUNITY BUS U	W-T	Temporary diversion until early 2011, to Donlands Station during construction at Pape Station. Temporary diversion until summer of 2013, westbound via Scott and Wellington, due to closure of The Esplanade between Scott and Yonge.																																			
Monday to Friday	2-Sep-97	Monday-Friday midday				Monday-Friday afternoon peak period																															
402 Queen Elizabeth Hospital – Dufferin Mall via Dufferin Stn		CB	1	75 ' 00 "	75	0		CB	1	75 ' 00 "	75	0																									
65 PARLIAMENT U	Bir	Temporary diversion until early 2011, to Donlands Station during construction at Pape Station. Temporary diversion until summer of 2013, westbound via Scott and Wellington, due to closure of The Esplanade between Scott and Yonge.																																			
Monday to Friday	24-Nov-08	Monday-Friday morning peak period				Monday-Friday midday				Monday-Friday afternoon peak period				Monday-Friday early evening				Monday-Friday late evening																			
65 Castle Frank Stn – Esplanade	6.21	LF	2	16 ' 00 "	32	0	11.6	LF	2	16 ' 00 "	32	0	11.6	LF	3	12 ' 00 "	36	0	10.4	LF	2	16 ' 00 "	32	0	11.6	LF	1	30 ' 00 "	30	0	12.4	530a	515a	115a	100a		
Saturday	04-Apr-09	Saturday early morning				Saturday morning				Saturday afternoon				Saturday early evening				Saturday late evening																			
65 Castle Frank Stn – Esplanade	6.21	LF	2	15 ' 00 "	30	0	12.4	LF	2	16 ' 00 "	32	0	11.6	LF	2	16 ' 00 "	32	0	11.6	LF	1	30 ' 00 "	30	0	12.4	LF	1	30 ' 00 "	30	0	12.4	545a	530a	115a	100a		
Sunday	28-Mar-10	Sunday morning				Sunday afternoon				Sunday early evening				Sunday late evening																							
65 Castle Frank Stn – Esplanade	6.21	LF	1	30 ' 00 "	30	0	12.4	LF	2	15 ' 00 "	30	0	12.4	LF	1	30 ' 00 "	30	0	12.4	LF	1	30 ' 00 "	30	0	12.4	LF	1	30 ' 00 "	30	0	12.4	915a	900a	115a	100a		



SERVICE SUMMARY

January 2 to March 26, 2011

Route	RT dist (km) and date of last change	No. of			Run time (min)	Term time (min)	Avg spd (km/h)	No. of			Run time (min)	Term time (min)	Avg spd (km/h)	No. of			Run time (min)	Term time (min)	Avg spd (km/h)	No. of			Run time (min)	Term time (min)	Avg spd (km/h)	First dep NB or WB	First dep SB or EB	Last dep NB or WB	Last dep SB or EB						
		Veh type	Veh	Service interval				Veh type	Veh	Service interval				Veh type	Veh	Service interval				Veh type	Veh	Service interval													
67 PHARMACY U	Egl																																		
Monday to Friday	07-Sep-10	Monday-Friday morning peak period							Monday-Friday midday					Monday-Friday afternoon peak period					Monday-Friday early evening					Monday-Friday late evening											
67 Victoria Park Stn – Ellesmere	17.93	LF	4	17 ' 00 "	64	4	16.8	LF	3	17 ' 00 "	51	0	21.1	LF	6	10 ' 00 "	60	0	17.9	LF	3	17 ' 00 "	51	0	21.1	LF	2	20 ' 00 "	40	0	26.9	516a	537a	110a	1250a
67A Victoria Park Stn – Eglinton	9.32	LF	2	17 ' 00 "	34	0	16.4																												
Combined/Average			6	8 ' 30 "				3	17 ' 00 "					6	10 ' 00 "					3	8 ' 30 "					2	20 ' 00 "								
Saturday	04-Apr-09	Saturday early morning							Saturday morning					Saturday afternoon					Saturday early evening					Saturday late evening											
67 Victoria Park Stn – Ellesmere	17.93	LF	2	20 ' 00 "	40	0	26.9	LF	2	22 ' 30 "	45	0	23.9	LF	2	30 ' 00 "	55	5	19.6	LF	2	20 ' 00 "	40	0	26.9	LF	2	20 ' 00 "	40	0	26.9	516a	540a	100a	1240a
Sunday	29-Mar-09	Sunday morning							Sunday afternoon					Sunday early evening					Sunday late evening																
67 Victoria Park Stn – Ellesmere	17.93							LF	2	20 ' 00 "	40	0	26.9	LF	2	25 ' 00 "	50	0	21.5	LF	2	20 ' 00 "	40	0	26.9	LF	2	20 ' 00 "	40	0	26.9	920a	940a	100a	1240a
167 PHARMACY NORTH U	Bir																																		
Monday to Friday	04-Jan-10	Monday-Friday morning peak period							Monday-Friday midday					Monday-Friday afternoon peak period					Monday-Friday early evening					Monday-Friday late evening											
167 Don Mills Stn – Steeles	21.24	LF	2	24 ' 00 "	45	3	28.3	LF	1.5	30 ' 00 "	45	0	28.3	LF	2	24 ' 00 "	48	0	26.6																
167A Don Mills Stn – Steeles via Consumers	20.14													LF	2	30 ' 00 "	51	9	23.7	LF	2	30 ' 00 "	51	9	23.7	LF	2	30 ' 00 "	51	9	23.7	715p	712p	115a	1240a
Alternates trips with 24A VICTORIA PARK																																			
Saturday	09-Jan-10	Saturday early morning							Saturday morning					Saturday afternoon					Saturday early evening					Saturday late evening											
167A Don Mills Stn – Steeles via Consumers	20.14	LF	2	30 ' 00 "	51	9	23.7	LF	2	30 ' 00 "	51	9	23.7	LF	2	30 ' 00 "	51	9	23.7	LF	2	30 ' 00 "	51	9	23.7	LF	2	30 ' 00 "	51	9	23.7	540a	540a	110a	1235a
Sunday	03-Jan-10	Sunday morning							Sunday afternoon					Sunday early evening					Sunday late evening																
167A Don Mills Stn – Steeles via Consumers	20.14							LF	2	30 ' 00 "	51	9	23.7	LF	2	30 ' 00 "	51	9	23.7	LF	2	30 ' 00 "	51	9	23.7	LF	2	30 ' 00 "	51	9	23.7	900a	925a	100a	1255a
66 PRINCE EDWARD U	Osy																																		
Monday to Friday	07-Sep-10	Monday-Friday morning peak period							Monday-Friday midday					Monday-Friday afternoon peak period					Monday-Friday early evening					Monday-Friday late evening											
66A Old Mill Stn – Humber	9.75	LF	2.5	14 ' 00 "	26	9	22.5	LF	2	15 ' 00 "	24	6	24.4	LF	2	20 ' 00 "	30	10	19.5	LF	2	15 ' 00 "	24	6	24.4	LF	1	30 ' 00 "	24	6	24.4	520a	603a	1248a	100a
66D Old Mill Stn – Lake Shore	10.19	LF	2.5	14 ' 00 "	34	1	18.0	LF	1	30 ' 00 "	30	0	20.4	LF	2	20 ' 00 "	38	2	16.1	LF	1	30 ' 00 "	30	0	20.4	LF	1	30 ' 00 "	30	0	20.4	550a	556a	100a	115a
Combined/Average			5	7 ' 00 "				3	10 ' 00 "					4	10 ' 00 "					3	10 ' 00 "					2	15 ' 00 "								
Saturday	24-Oct-09	Saturday early morning							Saturday morning					Saturday afternoon					Saturday early evening					Saturday late evening											
66A Old Mill Stn – Humber	9.75	LF	1	30 ' 00 "	22	8	26.6	LF	2	15 ' 00 "	24	6	24.4	LF	2	15 ' 00 "	24	6	24.4	LF	2	15 ' 00 "	24	6	24.4	LF	1	30 ' 00 "	22	8	26.6	600a	615a	1245a	100a
66D Old Mill Stn – Lake Shore	10.19	LF	1	30 ' 00 "	28	2	21.8	LF	1	30 ' 00 "	30	0	20.4	LF	1	30 ' 00 "	30	0	20.4	LF	1	30 ' 00 "	30	0	20.4	LF	1	30 ' 00 "	28	2	21.8	614a	630a	1259a	115a
Combined/Average			2	15 ' 00 "				3	10 ' 00 "					3	10 ' 00 "					3	10 ' 00 "					2	15 ' 00 "								
Sunday	18-Oct-09	Sunday morning							Sunday afternoon					Sunday early evening					Sunday late evening																
66A Old Mill Stn – Humber	9.75							LF	1.5	20 ' 00 "	24	6	24.4	LF	1.5	20 ' 00 "	24	6	24.4	LF	1	30 ' 00 "	24	6	24.4	LF	1	30 ' 00 "	22	8	26.6	845a	900a	1245a	100a
66D Old Mill Stn – Lake Shore	10.19							LF	1.5	20 ' 00 "	30	0	20.4	LF	1.5	20 ' 00 "	30	0	20.4	LF	1	30 ' 00 "	28	2	21.8	LF	1	30 ' 00 "	28	2	21.8	858a	910a	1259a	115a
Combined/Average								3	10 ' 00 "					3	10 ' 00 "					2	15 ' 00 "					2	15 ' 00 "								



SERVICE SUMMARY

January 2 to March 26, 2011

Route	RT dist (km) and date of last change	Monday-Friday morning peak period					Monday-Friday midday					Monday-Friday afternoon peak period					Monday-Friday early evening					Monday-Friday late evening					First dep NB or WB	First dep SB or EB	Last dep WB	Last dep SB or EB					
		Veh type	No. of Veh	Service interval	Run time (min)	Term time (min)	Avg spd (km/h)	Veh type	No. of Veh	Service interval	Run time (min)	Term time (min)	Avg spd (km/h)	Veh type	No. of Veh	Service interval	Run time (min)	Term time (min)	Avg spd (km/h)	Veh type	No. of Veh	Service interval	Run time (min)	Term time (min)	Avg spd (km/h)	Veh type					No. of Veh	Service interval	Run time (min)	Term time (min)	Avg spd (km/h)
134 PROGRESS U	Mal / Egl																																		
Monday to Friday	07-Sep-10																																		
134 Scarborough Centre Stn – Finch	18.05						LF	3	20'00"	51	9	21.2						LF	2	22'00"	44	0	24.6	LF	1.5	30'00"	44	1	24.6	940a	515a	123a	116a		
134B Scarborough Centre Stn – McNicoll	21.26	LF	3	20'00"	60	0	21.3						LF	3	20'00"	60	0	21.3											540a	305p	920a	645p			
134C Scarborough Centre Stn – Centennial College	7.91	LF	5	5'00"	24	1	19.8	LF	3	8'00"	24	0	19.8	LF	4	6'00"	24	0	19.8	LF	1	22'00"	20	2	23.7	LF	1	22'00"	20	2	23.7	657a	701a	1056p	1108p
Combined/Average			8	4'00"				6	5'43"				7	4'37"				3	11'00"				2.5	12'42"			Alternates trips with 43 KENNEDY								
Saturday	10-Jan-09																																		
134 Scarborough Centre Stn – Finch	18.05	LF	2	22'00"	44	0	24.6	LF	3	15'00"	45	0	24.1	LF	3	15'00"	45	0	24.1	LF	2	22'30"	45	0	24.1	LF	1.5	30'00"	44	1	24.6	608a	534a	118a	111a
134C Scarborough Centre Stn – Centennial College	7.91	LF	1	22'00"	22	0	21.6	LF	1	30'00"	24	6	19.8	LF	1	30'00"	24	6	19.8											749a	800a	625p	643p		
Combined/Average			3	11'00"				4	10'00"				4	10'00"				2	22'30"				1.5	30'00"			Alternates trips with 43 KENNEDY								
Sunday	04-Jan-09																																		
134 Scarborough Centre Stn – Finch	18.05						LF	1.5	30'00"	44	1	24.6	LF	2	22'30"	45	0	24.1	LF	1.5	30'00"	44	1	24.6	LF	1.5	30'00"	44	1	24.6	855a	818a	1255a	1248a	
		Alternates trips with 43 KENNEDY																																	
501 QUEEN	Ron/Rus																																		
Monday to Friday	03-Jan-11																																		
501 Long Branch – Neville Park	48.86	ALRV	18	10'20"	180	6	16.3	ALRV	18	11'00"	185	13	15.8	ALRV	18	11'20"	190	14	15.4	ALRV	16	12'00"	185	7	15.8	ALRV	8	20'00"	160	0	18.3	510a	523a	1245a	1245a
501 Humber – Neville Park	33.31	ALRV	13	10'20"	130	5	15.4	ALRV	13	11'00"	136	7	14.7	ALRV	13	11'20"	138	10	14.5	ALRV	12	12'00"	136	8	14.7	ALRV	6	20'00"	116	4	17.2	457a	500a	1255a	1257a
Combined/Average			31	5'10"				31	5'30"				31	5'40"				28	6'00"				14	10'00"											
Saturday	27-Nov-10																																		
501 Long Branch – Neville Park	48.86	ALRV	11	15'00"	155	10	18.9	ALRV	15	12'30"	176	12	16.7	ALRV	23	8'40"	188	12	15.6	ALRV	14	13'00"	170	12	17.2	ALRV	9.5	18'00"	160	11	18.3	457a	526a	1248a	1229a
501 Humber – Neville Park	33.31	ALRV	8	15'00"	110	10	18.2	ALRV	11	12'30"	126	11	15.8	ALRV	17	8'40"	136	12	14.7	ALRV	10	13'00"	122	8	16.4	ALRV	6.5	18'00"	115	2	17.4	521a	500a	1257a	100a
Combined/Average			19	7'30"				26	6'15"				40	4'20"				24	6'30"				16	9'00"											
Sunday	21-Nov-10																																		
501 Long Branch – Neville Park	48.86	ALRV	8	20'00"	156	4	18.8	ALRV	11	16'00"	166	10	17.7	ALRV	17	11'00"	174	13	16.8	ALRV	10	18'00"	170	10	17.2	ALRV	9	19'00"	158	13	18.6	457a	526a	1242a	1239a
501 Humber – Neville Park	33.31	ALRV	6	20'00"	110	10	18.2	ALRV	8	16'00"	120	8	16.7	ALRV	12	11'00"	126	6	15.9	ALRV	7	18'00"	122	4	16.4	ALRV	6	19'00"	112	2	17.8	525a	505a	1251a	1252a
Combined/Average			14	10'00"				19	8'00"				29	5'30"				17	9'00"				15	9'30"											
301 QUEEN	Ron/Rus																																		
Overnight	21-Nov-10																																		
501 Long Branch – Neville Park	48.86	ALRV	5	30'00"	140	10	20.9	ALRV	5	30'00"	140	10	20.9	ALRV	5	30'00"	140	10	20.9																
80 QUEENSWAY U	Osy																																		
Monday to Friday	17-Feb-09																																		
80 Sherway – Keele Stn via Parkside Dr	26.25	LF	3	30'00"	75	15	21.0	LF	3	24'00"	69	3	22.8	LF	3	30'00"	78	12	20.2	LF	2	30'00"	56	4	28.1	LF	2	30'00"	54	6	29.2	548a	600a	100a	1229a
Saturday	21-Feb-09																																		
80 Sherway – Keele Stn via Parkside Dr	26.25	LF	2	30'00"	56	4	28.1	LF	3	24'00"	70	2	22.5	LF	3	24'00"	70	2	22.5	LF	2	30'00"	56	4	28.1	LF	2	30'00"	54	6	29.2	600a	600a	100a	1230a
Sunday	15-Feb-09																																		
80 Sherway – Keele Stn via Parkside Dr	26.25						LF	3	24'00"	70	2	22.5	LF	3	24'00"	70	2	22.5	LF	2	30'00"	54	6	29.2	LF	2	30'00"	54	6	29.2	855a	932a	100a	1225a	



SERVICE SUMMARY

January 2 to March 26, 2011

Route	RT dist (km) and date of last change	No. of					No. of					No. of					No. of					First dep NB or WB	First dep SB or EB	Last dep NB or WB	Last dep SB or EB										
		Veh type	Veh	Service interval	Run time (min)	Term time (min)	Avg spd (km/h)	Veh type	Veh	Service interval	Run time (min)	Term time (min)	Avg spd (km/h)	Veh type	Veh	Service interval	Run time (min)	Term time (min)	Avg spd (km/h)	Veh type	Veh					Service interval	Run time (min)	Term time (min)	Avg spd (km/h)						
82 ROSEDALE U	Wii																																		
Monday to Friday	15-Oct-07	Monday-Friday morning peak period					Monday-Friday midday					Monday-Friday afternoon peak period					Monday-Friday early evening					Monday-Friday late evening													
82 Rosedale Stn – Summerhill	5.42	LF	1	20'00"	20	0	16.3	LF	1	20'00"	20	0	16.3	LF	1	20'00"	20	0	16.3	LF	1	20'00"	20	0	16.3	LF	0.7	30'00"	21	0	15.5	625a	615a	1212a	1220a
																									Alternates trips with 75 SHERBOURNE										
Saturday	20-Oct-07	Saturday early morning					Saturday morning					Saturday afternoon					Saturday early evening					Saturday late evening													
82 Rosedale Stn – Summerhill	5.42	LF	1	20'00"	20	0	16.3	LF	1	20'00"	20	0	16.3	LF	1	20'00"	20	0	16.3	LF	0.7	30'00"	16	5	20.3	LF	0.7	30'00"	21	0	15.5	710a	720a	1212a	1220a
																									Alternates trips with 75 SHERBOURNE		Alternates trips with 75 SHERBOURNE		Alternates trips with 75 SHERBOURNE		Alternates trips with 75 SHERBOURNE				
Sunday	14-Oct-07	Sunday morning					Sunday afternoon					Sunday early evening					Sunday late evening																		
82 Rosedale Stn – Summerhill	5.42						LF	0.7	30'00"	16	5	20.3	LF	0.7	30'00"	16	5	20.3	LF	0.7	30'00"	16	5	20.3	LF	0.7	30'00"	21	0	15.5	912a	920a	1212a	1220a	
																									Alternates trips with 75 SHERBOURNE		Alternates trips with 75 SHERBOURNE		Alternates trips with 75 SHERBOURNE		Alternates trips with 75 SHERBOURNE				
73 ROYAL YORK U	Qsy																																		
Monday to Friday	07-Sep-10	Monday-Friday morning peak period					Monday-Friday midday					Monday-Friday afternoon peak period					Monday-Friday early evening					Monday-Friday late evening													
73A Royal York Stn – Dixon Rd	12.65	LF	2.5	16'00"	33	7	23.0						LF	2	20'00"	32	8	23.7																	
73B Royal York Stn – Eglinton & La Rose Ave	9.33	LF	1	30'00"	26	4	21.5	LF	1	30'00"	26	4	21.5	LF	1	30'00"	27	3	20.7	LF	1	30'00"	26	4	21.5	LF	1	30'00"	24	6	23.3	644a	658a	114a	1257a
73C Royal York Stn – Claireport via Albion Rd	34.46	LF	5.5	16'00"	88	0	23.5	LF	6	15'00"	84	6	24.6	LF	5	20'00"	98	2	21.1	LF	5	17'00"	85	0	24.3	LF	3	30'00"	80	10	25.8	510a	450a	100a	1243a
Combined/Average				9	6'19"					7	10'00"					8	7'30"					6	10'52"					4	15'00"						
Saturday	29-Nov-08	Saturday early morning					Saturday morning					Saturday afternoon					Saturday early evening					Saturday late evening													
73B Royal York Stn – Eglinton & La Rose Ave	9.33	LF	1	30'00"	24	6	23.3	LF	1	30'00"	24	6	23.3	LF	1	30'00"	24	6	23.3	LF	1	30'00"	24	6	23.3	LF	1	30'00"	24	6	23.3	644a	657a	114a	1257a
73C Royal York Stn – Claireport via Albion Rd	34.46	LF	5	15'00"	75	0	27.6	LF	7	13'00"	84	7	24.6	LF	7	13'00"	84	7	24.6	LF	4	20'00"	80	0	25.8	LF	3	30'00"	80	10	25.8	515a	534a	100a	1243a
Combined/Average				6	10'00"					8	9'04"					8	9'04"					5	12'00"					4	15'00"						
Sunday	23-Nov-08	Sunday morning					Sunday afternoon					Sunday early evening					Sunday late evening																		
73B Royal York Stn – Eglinton & La Rose Ave	9.33						LF	1	30'00"	24	6	23.3	LF	1	30'00"	24	6	23.3	LF	1	30'00"	24	6	23.3	LF	1	30'00"	24	6	23.3	844a	857a	114a	1257a	
73C Royal York Stn – Claireport via Albion Rd	34.46						LF	5	18'00"	84	6	24.6	LF	5	18'00"	84	6	24.6	LF	3	30'00"	80	10	25.8	LF	3	30'00"	80	10	25.8	800a	747a	100a	1243a	
Combined/Average				6	11'15"					6	11'15"					6	11'15"					4	15'00"					4	15'00"						
76 ROYAL YORK SOUTH U	Qsy																																		
Monday to Friday	03-Jan-11	Monday-Friday morning peak period					Monday-Friday midday					Monday-Friday afternoon peak period					Monday-Friday early evening					Monday-Friday late evening													
76 Royal York Stn – Lake Shore	10.84	LF	8	4'30"	34	2	19.1	LF	4	9'00"	34	2	19.1	LF	7	5'30"	36	3	18.1	LF	2	15'00"	29	1	22.4	LF	2	15'00"	28	2	23.2	510a	524a	117a	137a
76B Royal York Stn – Queensway and Grand Ave	6.44	LF	1	30'00"	26	4	14.9	LF	1	30'00"	26	4	14.9	LF	1	30'00"	26	4	14.9	LF	1	30'00"	26	4	14.9	LF	1	30'00"	26	4	14.9	654a	707a	1254a	107a
Combined/Average				9	3'55"					5	6'55"					8	4'39"					3	10'00"					3	10'00"						
Saturday	29-Nov-08	Saturday early morning					Saturday morning					Saturday afternoon					Saturday early evening					Saturday late evening													
76 Royal York Stn – Lake Shore	10.84	LF	2	15'00"	30	0	21.7	LF	3	12'00"	33	3	19.7	LF	3	12'00"	33	3	19.7	LF	2	15'00"	29	1	22.4	LF	2	15'00"	28	2	23.2	602a	600a	101a	115a
76B Royal York Stn – Queensway and Grand Ave	6.44	LF	1	30'00"	26	4	14.9	LF	1	24'00"	24	0	16.1	LF	1	24'00"	24	0	16.1	LF	1	30'00"	24	6	16.1	LF	1	30'00"	24	6	16.1	655a	647a	1255a	107a
Combined/Average				3	10'00"					4	8'00"					4	8'00"					3	10'00"					3	10'00"						
Sunday	23-Nov-08	Sunday morning					Sunday afternoon					Sunday early evening					Sunday late evening																		
76 Royal York Stn – Lake Shore	10.84						LF	2	15'00"	30	0	21.7	LF	2	15'00"	30	0	21.7	LF	2	15'00"	29	1	22.4	LF	2	15'00"	28	2	23.2	817a	830a	101a	115a	
76B Royal York Stn – Queensway and Grand Ave	6.44						LF	1	30'00"	26	4	14.9	LF	1	30'00"	26	4	14.9	LF	1	30'00"	26	4	14.9	LF	1	30'00"	26	4	14.9	856a	852a	1255a	107a	
Combined/Average				3	10'00"					3	10'00"					3	10'00"					3	10'00"					3	10'00"						



SERVICE SUMMARY

January 2 to March 26, 2011

Route	RT dist (km) and date of last change	No. of			Run time (min)	Term time (min)	Avg spd (km/h)	No. of			Run time (min)	Term time (min)	Avg spd (km/h)	No. of			Run time (min)	Term time (min)	Avg spd (km/h)	No. of			Run time (min)	Term time (min)	Avg spd (km/h)	First dep NB or WB	First dep SB or EB	Last dep NB or WB	Last dep SB or EB						
		Veh type	Veh	Service interval				Veh type	Veh	Service interval				Veh type	Veh	Service interval				Veh type	Veh	Service interval								Veh type	Veh	Service interval			
71 RUNNYMEDE	MID	Buses removed from Runnymede Station due to TTC Construction.																																	
Monday to Friday	07-Sep-10	Monday-Friday morning peak period							Monday-Friday midday					Monday-Friday afternoon peak period					Monday-Friday early evening					Monday-Friday late evening											
71 Bloor & Runnymede – St Clair	6.63	HF	1.5	20 ' 00 "	23	7	17.3	HF	0.7	30 ' 00 "	21	0	18.9	HF	1.4	22 ' 00 "	23	8	17.3	HF	1	22 ' 00 "	19	3	20.9	HF	1.1	20 ' 00 "	17	5	23.4	533a	545a	1256a	115a
71B Bloor & Runnymede – Industry St	12.87	HF	2.5	20 ' 00 "	46	4	16.8	HF	1.7	30 ' 00 "	42	9	18.4	HF	2.4	22 ' 00 "	48	5	16.1						HF	2	24 ' 00 "	48	0	18.6	523a	541a	712p	633p	
71B High Park Stn – Industry St	14.9													HF	2	25 ' 00 "	50	0	17.8	HF	2	24 ' 00 "	48	0	18.6						724p	658p	107a	1242a	
Combined/Average			4.0	10 ' 00 "				2.4	15 ' 00 "				3.8	11 ' 00 "							3	11 ' 42 "			3.1	10 ' 55 "									
		Alternates trips with 77 SWANSEA							Alternates trips with 77 SWANSEA					Alternates trips with 77 SWANSEA					St Clair branch alternates trips with 77 SWANSEA					St Clair branch alternates trips with 77 SWANSEA											
Saturday	11-Sep-10	Saturday early morning							Saturday morning					Saturday afternoon					Saturday early evening					Saturday late evening											
71 Bloor & Runnymede – St Clair	6.63	LF	1	24 ' 00 "	17	7	23.4	LF	1.2	26 ' 00 "	30	1	13.3	LF	1.2	26 ' 00 "	30	1	13.3	LF	1	24 ' 00 "	19	5	20.9	LF	1	20 ' 00 "	17	3	23.4	553a	607a	100a	115a
71B High Park Stn – Industry St	14.9	LF	2	24 ' 00 "	48	0	18.6	LF	3	20 ' 00 "	56	4	15.9	LF	3	20 ' 00 "	56	4	15.9	LF	2	24 ' 00 "	48	0	18.6	LF	2	24 ' 00 "	46	2	19.4	602a	604a	112a	1248a
Combined/Average			3	12 ' 00 "				4.2	11 ' 18 "				4.2	11 ' 18 "							3	12 ' 00 "			3	10 ' 55 "									
		St Clair branch alternates trips with 77 SWANSEA all day long.																																	
Sunday	05-Sep-10	Sunday morning							Sunday afternoon					Sunday early evening					Sunday late evening																
71 Bloor & Runnymede – St Clair	6.63	LF	1	24 ' 00 "	20	4	19.9	LF	1	24 ' 00 "	22	2	18.1	LF	1	20 ' 00 "	19	1	20.9	LF	1	20 ' 00 "	17	3	23.4	LF	1	20 ' 00 "	17	3	23.4	819a	830a	100a	115a
71B High Park Stn – Industry St	14.9	LF	2	24 ' 00 "	48	0	18.6	LF	2	26 ' 00 "	52	0	17.2	LF	2	24 ' 00 "	48	0	18.6	LF	2	24 ' 00 "	48	0	18.6	LF	2	24 ' 00 "	46	2	19.4	831a	807a	112a	1248a
Combined/Average			3	12 ' 00 "				3	12 ' 29 "				3	10 ' 55 "							3	10 ' 55 "			3	10 ' 55 "									
		St Clair branch alternates trips with 77 SWANSEA all day long.																																	
78 ST ANDREWS U	Wii																																		
Monday to Friday	07-Sep-10	Monday-Friday morning peak period							Monday-Friday midday					Monday-Friday afternoon peak period					Monday-Friday early evening					Monday-Friday late evening											
78 York Mills Stn – Bayview	9.64	LF	3	10 ' 00 "	30	0	19.3	LF	1	30 ' 00 "	30	0	19.3	LF	2	15 ' 00 "	30	0	19.3	LF	1	30 ' 00 "	30	0	19.3	LF	1	30 ' 00 "	30	0	19.3	615a	630a	100a	1245a
Saturday	11-Sep-10	Saturday early morning							Saturday morning					Saturday afternoon					Saturday early evening					Saturday late evening											
78 York Mills Stn – Bayview	9.64	LF	1	30 ' 00 "	30	0	19.3	LF	1	30 ' 00 "	30	0	19.3	LF	1	30 ' 00 "	30	0	19.3	LF	1	30 ' 00 "	30	0	19.3	LF	1	30 ' 00 "	30	0	19.3	615a	630a	100a	1245a
Sunday	05-Sep-10	Sunday morning							Sunday afternoon					Sunday early evening					Sunday late evening																
78 York Mills Stn – Bayview	9.64	LF	1	30 ' 00 "	30	0	19.3	LF	1	30 ' 00 "	30	0	19.3	LF	1	30 ' 00 "	30	0	19.3	LF	1	30 ' 00 "	30	0	19.3	LF	1	30 ' 00 "	30	0	19.3	845a	900a	1245a	100a
512 ST CLAIR	Ron																																		
Monday to Friday	12-Oct-10	Monday-Friday morning peak period							Monday-Friday midday					Monday-Friday afternoon peak period					Monday-Friday early evening					Monday-Friday late evening											
512 Keele – St Clair Stn	13.99	CLRV	22	2 ' 55 "	56	9	15.1	CLRV	11	6 ' 00 "	56	10	15.0	CLRV	19	3 ' 30 "	58	9	14.5	CLRV	10	6 ' 00 "	56	4	15.0	CLRV	6	9 ' 00 "	52	2	16.1	510a	500a	200a	150a
Saturday	08-Jan-11	Saturday early morning							Saturday morning					Saturday afternoon					Saturday early evening					Saturday late evening											
512 Keele – St Clair Stn	13.99	CLRV	6	8 ' 40 "	50	2	16.8	CLRV	13	4 ' 40 "	56	5	15.0	CLRV	16	4 ' 00 "	58	6	14.5	CLRV	8	7 ' 00 "	54	2	15.5	CLRV	6	9 ' 00 "	52	2	16.1	511a	500a	201a	150a
Sunday	02-Jan-11	Sunday early morning							Sunday morning					Sunday afternoon					Sunday early evening					Sunday late evening											
512 Keele – St Clair Stn	13.99	CLRV	5	10 ' 00 "	48	2	17.5	CLRV	8	7 ' 30 "	56	4	15.0	CLRV	12	5 ' 15 "	58	5	14.5	CLRV	7	8 ' 00 "	54	2	15.5	CLRV	6	9 ' 00 "	52	2	16.1	520a	457a	201a	151a
312 ST CLAIR U	Arw																																		
Overnight, 7 days a week	20-Jun-10	Monday-Friday overnight							Saturday overnight					Sunday overnight																					
312 Jane Stn – St Clair Stn	21.71	LF	2	30 ' 00 "	60	0	21.7	LF	2	30 ' 00 "	60	0	21.7	LF	2	30 ' 00 "	60	0	21.7																



SERVICE SUMMARY

January 2 to March 26, 2011

Route	RT dist (km) and date of last change	No. of					No. of					No. of					No. of	Run time (min)	Term time (min)	Avg spd (km/h)	First dep NB or WB	First dep SB or EB	Last dep NB or WB	Last dep SB or EB											
		Veh type	Veh	Service interval	Run time (min)	Term time (min)	Avg spd (km/h)	Veh type	Veh	Service interval	Run time (min)	Term time (min)	Avg spd (km/h)	Veh type	Veh	Service interval									Run time (min)	Term time (min)	Avg spd (km/h)								
86 SCARBOROUGH U	Egl																																		
January 2 to February 12, 2011																																			
Monday to Friday	12-Oct-10	Monday-Friday morning peak period					Monday-Friday midday					Monday-Friday afternoon peak period					Monday-Friday early evening					Monday-Friday late evening													
86 Kennedy Stn – Sheppard	27.99																LF 10 7' 30" 72 3 23.3					LF 5 14' 00" 66 4 25.4					454a	454a	201a	123a					
86A Kennedy Stn – Toronto Zoo	31.25	LF	5	15' 00"	75	0	25.0	LF	9	9' 00"	78	3	24.0	LF	6	13' 20"	79	1	23.7						617a	555a	533p	453p							
86B Kennedy Stn – Highland Creek	21.84	LF	4	15' 00"	56	4	23.4																625a	607a	910a	837a									
86D Kennedy Stn – Beechgrove via Lawrence	22.51	LF	4	15' 00"	60	0	22.5	LF	2	30' 00"	57	3	23.7	LF	5	13' 20"	63	4	21.4	LF	2	30' 00"	57	3	23.7	LF	2	30' 00"	57	3	23.7	525a	603a	1244a	115a
86E Kennedy Stn – Sheppard Express	27.99	LF	12	5' 00"	60	0	28.0						LF 7 9' 30" 65 2 25.8										614a	600a	918a	845a									
Combined/Average		25 2' 30"					11 6' 55"					18 3' 55"					12 6' 00"					7 9' 33"					357p	324p	645p	623p					
February 13 to March 26, 2011																																			
Later service to Toronto Zoo.																																			
Monday to Friday	12-Oct-10	Monday-Friday morning peak period					Monday-Friday midday					Monday-Friday afternoon peak period					Monday-Friday early evening					Monday-Friday late evening													
86 Kennedy Stn – Sheppard	27.99																LF 10 7' 30" 72 3 23.3					LF 5 14' 00" 66 4 25.4					454a	454a	201a	123a					
86A Kennedy Stn – Toronto Zoo	31.25	LF	5	15' 00"	75	0	25.0	LF	9	9' 00"	78	3	24.0	LF	6	13' 20"	79	1	23.7						617a	555a	706p	626p							
86B Kennedy Stn – Highland Creek	21.84	LF	4	15' 00"	56	4	23.4																625a	607a	910a	837a									
86D Kennedy Stn – Beechgrove via Lawrence	22.51	LF	4	15' 00"	60	0	22.5	LF	2	30' 00"	57	3	23.7	LF	5	13' 20"	63	4	21.4	LF	2	30' 00"	57	3	23.7	LF	2	30' 00"	57	3	23.7	525a	603a	1244a	115a
86E Kennedy Stn – Sheppard Express	27.99	LF	12	5' 00"	60	0	28.0						LF 7 9' 30" 65 2 25.8										614a	600a	918a	845a									
Combined/Average		25 2' 30"					11 6' 55"					18 3' 55"					12 6' 00"					7 9' 33"					357p	324p	645p	623p					
January 2 to March 26, 2011																																			
Saturday	19-Feb-11	Saturday early morning					Saturday morning					Saturday afternoon					Saturday early evening					Saturday late evening													
86 Kennedy Stn – Sheppard	27.99	LF	8	10' 00"	74	6	22.7	LF	11	6' 30"	72	0	23.5	LF	11	6' 30"	72	0	23.5	LF	8	10' 00"	72	8	23.3	LF	4	17' 00"	65	3	25.8	510a	440a	138a	106a
86D Kennedy Stn – Beechgrove via Lawrence	22.51	LF	2	30' 00"	57	3	23.7	LF	2	30' 00"	57	3	23.7	LF	2	30' 00"	57	3	23.7	LF	2	30' 00"	57	3	23.7	LF	2	30' 00"	57	3	23.7	623a	555a	123a	1255a
Combined/Average		10 7' 30"					13 5' 21"					13 5' 21"					10 7' 30"					6 10' 51"													
Sunday	13-Feb-11	Sunday early morning					Sunday morning					Sunday afternoon					Sunday early evening					Sunday late evening													
86 Kennedy Stn – Sheppard	27.99	LF	8	9' 00"	70	2	24.0	LF	8	9' 00"	70	2	24.0	LF	8	9' 00"	70	2	24.0	LF	6	11' 00"	65	1	25.8	LF	4	17' 00"	65	3	25.8	550a	622a	138a	106a
86D Kennedy Stn – Beechgrove via Lawrence	22.51	LF	2	30' 00"	57	3	23.7	LF	2	30' 00"	57	3	23.7	LF	2	30' 00"	57	3	23.7	LF	2	30' 00"	57	3	23.7	LF	2	30' 00"	57	3	23.7	638a	610a	108a	110a
Combined/Average		10 6' 55"					10 6' 55"					10 6' 55"					8 8' 03"					6 10' 51"													
Overnight service on Eglinton Avenue and Kingston Road provided by 305 EGLINTON EAST																																			
190 SCARBOROUGH CENTRE ROCKET U	Mal																																		
Monday to Friday	07-Sep-10	Monday-Friday morning peak period					Monday-Friday midday					Monday-Friday afternoon peak period					Monday-Friday early evening					Monday-Friday late evening													
190 Don Mills Stn – Scarborough Centre Stn	17.36	LF	9	5' 30"	50	0	21.0	LF	5	9' 00"	44	1	23.7	LF	11	5' 30"	58	3	18.0	LF	5	9' 00"	44	1	23.7	LF	3	15' 00"	40	5	26.0	626a	634a	107a	100a
Saturday	11-Sep-10	Saturday early morning					Saturday morning					Saturday afternoon					Saturday early evening					Saturday late evening													
190 Don Mills Stn – Scarborough Centre Stn	17.36	LF	4	12' 00"	45	3	23.1	LF	4	12' 00"	45	3	23.1	LF	6	8' 00"	45	3	23.1	LF	5	9' 00"	45	0	23.1	LF	2	20' 00"	40	0	26.0	701a	700a	100a	100a
Sunday	05-Sep-10	Sunday morning					Sunday afternoon					Sunday early evening					Sunday late evening																		
190 Don Mills Stn – Scarborough Centre Stn	17.36						LF	3	15' 00"	45	0	23.1	LF	4	12' 00"	45	3	23.1	LF	3	15' 00"	40	5	26.0	LF	2	20' 00"	40	0	26.0	907a	900a	100a	100a	



SERVICE SUMMARY

January 2 to March 26, 2011

Route	RT dist (km) and date of last change	No. of Veh	Service interval	Run time (min)	Term time (min)	Avg spd (km/h)	No. of Veh	Service interval	Run time (min)	Term time (min)	Avg spd (km/h)	No. of Veh	Service interval	Run time (min)	Term time (min)	Avg spd (km/h)	No. of Veh	Service interval	Run time (min)	Term time (min)	Avg spd (km/h)	No. of Veh	Service interval	Run time (min)	Term time (min)	Avg spd (km/h)	First dep NB or WB	First dep SB or EB	Last dep NB or WB	Last dep SB or EB																															
3 SCARBOROUGH RT U	DanSub																																																												
Monday to Friday	07-Sep-10	Monday-Friday morning peak period						Monday-Friday midday						Monday-Friday afternoon peak period						Monday-Friday early evening						Monday-Friday late evening																																			
3 Kennedy Stn – McCowan Stn	12.81	4carS	6	3' 30"	21	0	36.6	4carS	4	5' 30"	22	0	34.9	4carS	6	3' 40"	22	0	34.9	4carS	4	5' 30"	22	0	34.9	4carS	4	5' 30"	22	0	34.9	545a	601a	120a	135a																										
Saturday	11-Sep-10	Saturday early morning						Saturday morning						Saturday afternoon						Saturday early evening						Saturday late evening																																			
3 Kennedy Stn – McCowan Stn	12.81	4carS	4	5' 30"	22	0	34.9	4carS	4	5' 30"	22	0	34.9	4carS	4	5' 30"	22	0	34.9	4carS	4	5' 30"	22	0	34.9	4carS	4	5' 30"	22	0	34.9	550a	605a	120a	135a																										
Sunday	05-Sep-10	Sunday morning						Sunday afternoon						Sunday early evening						Sunday late evening																																									
3 Kennedy Stn – McCowan Stn	12.81	4carS						4carS						4carS						4carS						855a	907a	120a	135a																																
McCowan to Kennedy is WB; Kennedy to McCowan is EB																																																													
79 SCARLETT RD U	MID	Buses removed from Runnymede Station due to TTC Construction.																																																											
Monday to Friday	07-Sep-10	Monday-Friday morning peak period						Monday-Friday midday						Monday-Friday afternoon peak period						Monday-Friday early evening						Monday-Friday late evening																																			
79 High Park Stn – Lawrence & Jane	20.8	LF	7.5	9' 00"	67	1	18.6	LF	5	15' 00"	70	5	17.8	LF	6.5	12' 00"	73	5	17.1	LF	5	13' 00"	64	1	19.5	LF	2	30' 00"	60	0	20.8	525a	505a	1258a	100a																										
79B High Park Stn – Lawrence & Jane via St Clair	20.8	LF	7.5	9' 00"	67	1	18.6							LF	6.5	12' 00"	73	5	17.1							540a	520a	847a	853a																																
Combined/Average		15						4' 30"						5						15' 00"						13						6' 00"						5						13' 00"						2						30' 00"					
Saturday	11-Sep-10	Saturday early morning						Saturday morning						Saturday afternoon						Saturday early evening						Saturday late evening																																			
79 High Park Stn – Lawrence & Jane	20.8	LF	2	30' 00"	60	0	20.8	LF	4	16' 00"	64	0	19.5	LF	4	16' 00"	64	0	19.5	LF	2	30' 00"	60	0	20.8	LF	2	30' 00"	60	0	20.8	535a	605a	1258a	100a																										
Sunday	05-Sep-10	Sunday morning						Sunday afternoon						Sunday early evening						Sunday late evening																																									
79 High Park Stn – Lawrence & Jane	20.8	LF						2						30' 00"						60						0						20.8						800a	830a	1258a	100a																				
777 SERVICE RELIEF BUSES	Wil																																																												
Monday to Friday	03-Aug-10	Monday-Friday afternoon peak period																																																											
Service relief buses – Wilson		HF																																																											
3 Downsview Stn																																																													
779 SERVICE RELIEF BUSES	Mal																																																												
Monday to Friday	22-Nov-10	Monday-Friday morning peak period						Monday-Friday afternoon peak period						Monday-Friday afternoon peak period						Monday-Friday afternoon peak period						Monday-Friday afternoon peak period																																			
Service relief buses – Malvern		Lift	1	Scarborough Centre				Lift	1	Scarborough Centre				Lift	1	Scarborough Centre				Lift	1	Scarborough Centre				Lift	1	Scarborough Centre																																	
780 SERVICE RELIEF BUSES	Egl																																																												
Monday to Friday	08-Sep-09	Monday-Friday afternoon peak period																																																											
Service relief buses – Eglinton		LF																																																											
1 Don Mills Station																																																													
Service relief buses – Eglinton		LF																																																											
1 Eglinton Station																																																													
Service relief buses – Eglinton		LF																																																											
1 Kennedy Station																																																													
85 SHEPPARD EAST U	Mal	<i>Italicised branch names are for internal use only.</i>																																																											
January 2 to March 26, 2011																																																													
Monday to Friday	03-Jan-11	Monday-Friday morning peak period						Monday-Friday midday						Monday-Friday afternoon peak period						Monday-Friday early evening						Monday-Friday late evening																																			
85A Don Mills Stn – Rouge Hill GO Stn																																																													
85A To Don Mills Stn	40.26	LF	14.5	8' 00"	114	2	21.2	LF	1	22' 00"	105	0	23.1	LF	14	9' 00"	124	2	19.5	LF	9	12' 00"	100	8	24.2	LF	5	20' 00"	90	10	26.8	545a	615a	126a	216a																										
85A To Rouge Hill GO Stn																																																													
<i>85C Don Mills Stn – Meadowvale</i>																																																													
85A To Don Mills Stn	29.82	LF	11.5	8' 00"	87	5	20.6	LF	15	5' 30"	82	0	21.8	LF	11	9' 00"	99	0	18.1	LF	7	12' 00"	82	2	21.8	LF	4	20' 00"	73	7	24.5	520a	557a	126a	206a																										
85 To Meadowvale																																																													
Combined/Average		26						4' 00"						16						5' 30"						25						4' 30"						16						6' 00"						9						10' 00"					
<i>85J Sheppard-Yonge Stn – Don Mills Stn</i>																																																													
85 To Sheppard-Yonge Stn	11.54	LF	3	15' 00"	40	5	17.3	LF	2	20' 00"	35	5	19.8	LF	3	15' 00"	45	0	15.4	LF	2	20' 00"	35	5	19.8	LF	2	20' 00"	35	5	19.8	625a	605a	205a	202a																										
85A To Don Mills Stn																																																													

Every 4th 85C operates as a 85A



SERVICE SUMMARY

January 2 to March 26, 2011

Route	RT dist (km) and date of last change	Veh type	No. of Veh	Service interval	Run time (min)	Term time (min)	Avg spd (km/h)	Veh type	No. of Veh	Service interval	Run time (min)	Term time (min)	Avg spd (km/h)	Veh type	No. of Veh	Service interval	Run time (min)	Term time (min)	Avg spd (km/h)	Veh type	No. of Veh	Service interval	Run time (min)	Term time (min)	Avg spd (km/h)	Veh type	No. of Veh	Service interval	Run time (min)	Term time (min)	Avg spd (km/h)	First dep NB or WB	First dep SB or EB	Last dep NB or WB	Last dep SB or EB																		
January 2 to February 12, 2011																																																					
Saturday		16-Oct-10		Saturday early morning										Saturday morning										Saturday afternoon										Saturday early evening										Saturday late evening									
85 Sheppard-Yonge Stn – Meadvale		41.86																																LF 9 15 ' 00 " 120 15 20.9										LF 4 30 ' 00 " 104 16 24.2									
85 To Sheppard-Yonge Stn																																																					
85 To Meadowvale																																																					
85A Don Mills Stn – Rouge Hill GO Stn		40.26																																LF 7 15 ' 00 " 96 9 25.2										LF 3 30 ' 00 " 90 0 26.8									
85A To Don Mills Stn																																																					
85A To Rouge Hill GO Stn																																																					
85C Don Mills Stn – Meadowvale		29.82																																																			
85A To Don Mills Stn																																																					
85 To Meadowvale																																																					
85D Don Mills Stn – Rouge Hill GO Stn via Toronto Zoo		47.15		LF	1	30 ' 00 "	112	8	25.3	LF	1	20 ' 00 "	110	3	25.7	LF	1	20 ' 00 "	108	0	26.3											629a 605a 522p 448p																					
85A To Don Mills Stn via Toronto Zoo																																																					
85A To Rouge Hill GO Stn via Toronto Zoo																																																					
85F Don Mills Stn – Toronto Zoo		33.02		LF	12	7 ' 30 "	87	3	22.8	LF	18	5 ' 00 "	87	3	22.8	LF	22	4 ' 00 "	87	1	22.8											657a 638a 529p 444p																					
85A To Don Mills Stn																																																					
85B To Toronto Zoo																																																					
Combined/Average				13 7 ' 30 "										19 5 ' 00 "										23 4 ' 00 "										16 7 ' 30 "										7 15 ' 00 "									
85J Sheppard-Yonge Stn – Don Mills Stn		11.54		LF	2	20 ' 00 "	35	5	19.8	LF	2	20 ' 00 "	40	0	17.3	LF	2	20 ' 00 "	40	0	17.3											720a 700a 740P 740P																					
85 To Sheppard-Yonge Stn																																																					
85A To Don Mills Stn																																																					
				Every 4th 85F operates as a 85D										Every 4th 85F operates as a 85D										Every 5th 85F operates as a 85D																													
Sunday		10-Oct-10		Sunday early morning										Sunday morning										Sunday afternoon										Sunday early evening										Sunday late evening									
85 Sheppard-Yonge Stn – Meadvale		41.86																																LF 4 30 ' 00 " 110 10 22.8										705p 718p 953p 918p									
85 To Sheppard-Yonge Stn																																																					
85 To Meadowvale																																																					
85A Don Mills Stn – Rouge Hill GO Stn		40.26																																LF 3 30 ' 00 " 90 0 26.8										703p 656p 933p 1018p									
85A To Don Mills Stn																																																					
85A To Rouge Hill GO Stn																																																					
85B Sheppard-Yonge Stn – Toronto Zoo		45.06		LF	5	20 ' 00 "	100	0	27.0																															615a 525a 755a 805a													
85 To Sheppard-Yonge Stn																																																					
85B To Toronto Zoo																																																					
85D Don Mills Stn – Rouge Hill GO Stn via Toronto Zoo		47.15												LF	1	26 ' 40 "	102	5	27.7	LF	1	23 ' 45 "	108	2	26.2											821a 845a 505p 433p																	
85A To Don Mills Stn via Toronto Zoo																																																					
85A To Rouge Hill GO Stn via Toronto Zoo																																																					
85F Don Mills Stn – Toronto Zoo		33.02												LF	12	6 ' 40 "	78	2	25.4	LF	18	4 ' 45 "	84	2	23.6											819a 832a 536p 452p																	
85A To Don Mills Stn																																																					
85B To Toronto Zoo																																																					
85G Shep-Yonge Stn – Rouge Hill GO Stn		40.26																																LF 6 20 ' 00 " 120 0 20.1										1013p 948p 133a 213a									
85 To Sheppard-Yonge Stn																																																					
85A To Rouge Hill GO Stn																																																					
Combined/Average				5 20 ' 00 "										13 6 ' 40 "										19 4 ' 45 "										7 15 ' 00 "										6 20 ' 00 "									
85J Sheppard-Yonge Stn – Don Mills Stn		11.54												LF	2	20 ' 00 "	35	5	19.8	LF	2	20 ' 00 "	35	5	19.8											847a 825a 708p 645p																	
85 To Sheppard-Yonge Stn																																																					
85A To Don Mills Stn																																																					
				Every 4th 85F operates as a 85D										Every 5th 85F operates as a 85D																																							



SERVICE SUMMARY

January 2 to March 26, 2011

Route	RT dist (km) and date of last change	No. of			Run time (min)	Term time (min)	Avg spd (km/h)	No. of			Run time (min)	Term time (min)	Avg spd (km/h)	No. of			Run time (min)	Term time (min)	Avg spd (km/h)	No. of			Run time (min)	Term time (min)	Avg spd (km/h)	First dep NB or WB	First dep SB or EB	Last dep NB or WB	Last dep SB or EB						
		Veh type	Veh	Service interval				Veh type	Veh	Service interval				Veh type	Veh	Service interval				Veh type	Veh	Service interval													
February 13 to March 26, 2011																																			
Later service to Toronto Zoo.																																			
Saturday 16-Oct-10																																			
Saturday early morning																																			
Saturday morning																																			
Saturday afternoon																																			
Saturday early evening																																			
Saturday late evening																																			
85 Sheppard-Yonge Stn – Meadvale	41.86																																		
85 To Sheppard-Yonge Stn																																			
85 To Meadowvale																																			
85A Don Mills Stn – Rouge Hill GO Stn	40.26																																		
85A To Don Mills Stn																																			
85A To Rouge Hill GO Stn																																			
85C Don Mills Stn – Meadowvale	29.82																																		
85A To Don Mills Stn																																			
85 To Meadowvale																																			
85D Don Mills Stn – Rouge Hill GO Stn via Toronto Zoo	47.15	LF	1	30 ' 00 "	112	8	25.3	LF	1	20 ' 00 "	110	3	25.7	LF	1	20 ' 00 "	108	0	26.3																
85A To Don Mills Stn via Toronto Zoo																																			
85A To Rouge Hill GO Stn via Toronto Zoo																																			
85F Don Mills Stn – Toronto Zoo	33.02	LF	12	7 ' 30 "	87	3	22.8	LF	18	5 ' 00 "	87	3	22.8	LF	22	4 ' 00 "	87	1	22.8																
85A To Don Mills Stn																																			
85B To Toronto Zoo																																			
Combined/Average			13	7 ' 30 "					19	5 ' 00 "					23	4 ' 00 "					16	7 ' 30 "													
85J Sheppard-Yonge Stn – Don Mills Stn	11.54	LF	2	20 ' 00 "	35	5	19.8	LF	2	20 ' 00 "	40	0	17.3	LF	2	20 ' 00 "	40	0	17.3																
85 To Sheppard-Yonge Stn																																			
85A To Don Mills Stn																																			
Every 4th 85F operates as a 85D																																			
Every 4th 85F operates as a 85D																																			
Every 5th 85F operates as a 85D																																			
Sunday 10-Oct-10																																			
Sunday early morning																																			
Sunday morning																																			
Sunday afternoon																																			
Sunday early evening																																			
Sunday late evening																																			
85 Sheppard-Yonge Stn – Meadvale	41.86																																		
85 To Sheppard-Yonge Stn																																			
85 To Meadowvale																																			
85A Don Mills Stn – Rouge Hill GO Stn	40.26																																		
85A To Don Mills Stn																																			
85A To Rouge Hill GO Stn																																			
85B Sheppard-Yonge Stn – Toronto Zoo	45.06	LF	5	20 ' 00 "	100	0	27.0																												
85 To Sheppard-Yonge Stn																																			
85B To Toronto Zoo																																			
85D Don Mills Stn – Rouge Hill GO Stn via Toronto Zoo	47.15							LF	1	26 ' 40 "	102	5	27.7	LF	1	23 ' 45 "	108	2	26.2																
85A To Don Mills Stn via Toronto Zoo																																			
85A To Rouge Hill GO Stn via Toronto Zoo																																			
85F Don Mills Stn – Toronto Zoo	33.02							LF	12	6 ' 40 "	78	2	25.4	LF	18	4 ' 45 "	84	2	23.6																
85A To Don Mills Stn																																			
85B To Toronto Zoo																																			
85G Shep-Yonge Stn – Rouge Hill GO Stn	40.26																																		
85 To Sheppard-Yonge Stn																				LF	6	20 ' 00 "	120	0	20.1										
85A To Rouge Hill GO Stn																																			
Combined/Average			5	20 ' 00 "					13	6 ' 40 "					19	4 ' 45 "					7	15 ' 00 "													
85J Sheppard-Yonge Stn – Don Mills Stn	11.54							LF	2	20 ' 00 "	35	5	19.8	LF	2	20 ' 00 "	35	5	19.8																
85 To Sheppard-Yonge Stn																																			
85A To Don Mills Stn																																			
Every 4th 85F operates as a 85D																																			
Every 5th 85F operates as a 85D																																			
385 SHEPPARD EAST U Mat																																			
Overnight, 7 days a week 23-Nov-08																																			
Monday-Friday overnight																																			
Saturday overnight																																			
Sunday overnight																																			
385 Sheppard-Yonge Stn – Meadowvale	43.61	LF	3	30 ' 00 "	90	0	29.1	LF	3	30 ' 00 "	90	0	29.1	LF	3	30 ' 00 "	90	0	29.1																



SERVICE SUMMARY

January 2 to March 26, 2011

Route	RT dist (km) and date of last change	No. of						No. of						No. of						First dep NB or WB	First dep SB or EB	Last dep NB or WB	Last dep SB or EB																
		Veh type	Veh	Service interval	Run time (min)	Term time (min)	Avg spd (km/h)	Veh type	Veh	Service interval	Run time (min)	Term time (min)	Avg spd (km/h)	Veh type	Veh	Service interval	Run time (min)	Term time (min)	Avg spd (km/h)					Veh type	Veh	Service interval	Run time (min)	Term time (min)	Avg spd (km/h)										
4 SHEPPARD SUBWAY U	WISub																																						
Monday to Friday	25-Nov-02	Monday-Friday morning peak period						Monday-Friday midday						Monday-Friday afternoon peak period						Monday-Friday early evening						Monday-Friday late evening													
4 Sheppard-Yonge Stn – Don Mills Stn	10.94	4carT	4	5 ' 30 "	22	0	29.8	4carT	4	5 ' 30 "	22	0	29.8	4carT	4	5 ' 30 "	22	0	29.8	4carT	4	5 ' 30 "	22	0	29.8	4carT	4	5 ' 30 "	22	0	29.8	531a	542a	225a	214a				
Saturday	30-Nov-02	Saturday early morning						Saturday morning						Saturday afternoon						Saturday early evening						Saturday late evening													
4 Sheppard-Yonge Stn – Don Mills Stn	10.94	4carT	4	5 ' 30 "	22	0	29.8	4carT	4	5 ' 30 "	22	0	29.8	4carT	4	5 ' 30 "	22	0	29.8	4carT	4	5 ' 30 "	22	0	29.8	4carT	4	5 ' 30 "	22	0	29.8	547a	558a	225a	214a				
Sunday	24-Nov-02	Sunday morning						Sunday afternoon						Sunday early evening						Sunday late evening																			
4 Sheppard-Yonge Stn – Don Mills Stn	10.94	4carT	4	5 ' 30 "	22	0	29.8	4carT	4	5 ' 30 "	22	0	29.8	4carT	4	5 ' 30 "	22	0	29.8	4carT	4	5 ' 30 "	22	0	29.8	4carT	4	5 ' 30 "	22	0	29.8	849a	900a	225a	214a				
84 SHEPPARD WEST U	Arw																																						
Monday to Friday	03-Jan-11	Monday-Friday morning peak period						Monday-Friday midday						Monday-Friday afternoon peak period						Monday-Friday early evening						Monday-Friday late evening													
84 Sheppard-Yonge Stn – Weston Rd	24.91	LF	7	11 ' 00 "	74	3	20.2	LF	9	8 ' 30 "	74	2	20.2	LF	6	12 ' 30 "	74	1	20.2	LF	5	15 ' 00 "	70	5	21.4	LF	4	15 ' 00 "	60	0	24.9	515a	528a	145a	158a				
84A Sheppard-Yonge Stn – Steeles via Arrow Rd	33.67	LF	4.5	22 ' 00 "	93	6	21.7							LF	4	25 ' 00 "	93	7	21.7																				
84D Sheppard-Yonge Stn – Steeles via Oakdale	33.67	LF	4.5	22 ' 00 "	96	3	21.0							LF	4	25 ' 00 "	97	3	20.8																				
Combined/Average			16	5 ' 30 "				9	8 ' 30 "					14	6 ' 15 "					5	15 ' 00 "					4	15 ' 00 "												
Saturday	08-Jan-11	Saturday early morning						Saturday morning						Saturday afternoon						Saturday early evening						Saturday late evening													
84 Sheppard-Yonge Stn – Weston Rd	24.91	LF	5	13 ' 00 "	58	7	25.8	LF	5	13 ' 00 "	61	4	24.5	LF	8	9 ' 00 "	70	2	21.4	LF	4	16 ' 00 "	61	3	24.5	LF	3	22 ' 00 "	61	5	24.5	520a	545a	153a	158a				
Sunday	02-Jan-11	Sunday early morning						Sunday morning						Sunday afternoon						Sunday early evening						Sunday late evening													
84 Sheppard-Yonge Stn – Weston Rd	24.91	LF	4	16 ' 00 "	58	6	25.8	LF	5	13 ' 00 "	61	4	24.5	LF	5	13 ' 00 "	61	4	24.5	LF	3	22 ' 00 "	60	6	24.9	LF	3	22 ' 00 "	60	6	24.9	750a	800a	153a	158a				
75 SHERBOURNE U	WII	<i>75A branch name is for internal use only</i>																																					
Monday to Friday	08-Sep-09	Monday-Friday morning peak period						Monday-Friday midday						Monday-Friday afternoon peak period						Monday-Friday early evening						Monday-Friday late evening													
75 South Drive – Queens Quay	8.59	LF	4	11 ' 00 "	44	0	11.7	LF	3	15 ' 00 "	45	0	11.5	LF	5	10 ' 00 "	48	2	10.7	LF	2	20 ' 00 "	40	0	12.9														
75A South Drive & Summerhill – Queens Quay	10.51																				LF	1.3	30 ' 00 "	39	0	16.2													
																								75A alternates trips with 82 ROSEDALE															
Saturday	29-Nov-08	Saturday early morning						Saturday morning						Saturday afternoon						Saturday early evening						Saturday late evening													
75 South Drive – Queens Quay	8.59	LF	2	15 ' 00 "	30	0	17.2	LF	2	20 ' 00 "	40	0	12.9	LF	2	20 ' 00 "	40	0	12.9																				
75A South Drive & Summerhill – Queens Quay	10.51																				LF	1.3	30 ' 00 "	36	3	17.5	LF	1.3	30 ' 00 "	39	0	16.2	650p	728p	1250a	1220a			
																								75A alternates trips with 82 ROSEDALE															
Sunday	23-Nov-08	Sunday morning						Sunday afternoon						Sunday early evening						Sunday late evening																			
75A South Drive & Summerhill – Queens Quay	10.51							LF	1.3	30 ' 00 "	36	3	17.5	LF	1.3	30 ' 00 "	36	3	17.5	LF	1.3	30 ' 00 "	36	3	17.5	LF	1.3	30 ' 00 "	39	0	16.2	850a	832a	1250a	1228a				
																								75A alternates trips with 82 ROSEDALE															



SERVICE SUMMARY

January 2 to March 26, 2011

Route	RT dist (km) and date of last change	Monday-Friday morning peak period					Monday-Friday midday					Monday-Friday afternoon peak period					Monday-Friday early evening					Monday-Friday late evening					First dep NB or WB	First dep SB or EB	Last dep NB or WB	Last dep SB or EB																		
		Veh type	No. of Veh	Service interval	Run time (min)	Term time (min)	Avg spd (km/h)	Veh type	No. of Veh	Service interval	Run time (min)	Term time (min)	Avg spd (km/h)	Veh type	No. of Veh	Service interval	Run time (min)	Term time (min)	Avg spd (km/h)	Veh type	No. of Veh	Service interval	Run time (min)	Term time (min)	Avg spd (km/h)	Veh type					No. of Veh	Service interval	Run time (min)	Term time (min)	Avg spd (km/h)													
123 SHORNCLIFFE U	Osy																																															
Monday to Friday	12-Oct-10	Monday-Friday morning peak period					Monday-Friday midday					Monday-Friday afternoon peak period					Monday-Friday early evening					Monday-Friday late evening																										
123 Kipling Stn – Long Branch via East Mall	18.49	LF	3.5	15'00"	49	4	22.6	LF	3	18'00"	48	6	23.1	LF	3	18'00"	54	0	20.5	LF	2	25'00"	46	4	24.1	LF	1.5	30'00"	41	4	27.1	552a	608a	114a	135a													
123A Kipling Stn – Sherway via North Queen	11.41	LF	2.5	15'00"	27	11	25.4						LF	2	18'00"	32	4	21.4															552a	557a	906a	845a												
123C Kipling Stn – Long Branch via North Queen	18.61							LF	3	18'00"	48	6	23.3							LF	2	25'00"	46	4	24.3	LF	1.5	30'00"	41	4	27.2	905a	857a	248p	221p													
Combined/Average			6	7'30"				6	9'00"				5	9'00"					4	12'30"					3	15'00"				614p	557p	1258a	120a															
Saturday	20-Feb-10	Saturday early morning					Saturday morning					Saturday afternoon					Saturday early evening					Saturday late evening																										
123 Kipling Stn – Long Branch via East Mall	18.49	LF	1.5	30'00"	40	5	27.7	LF		30'00"	48	5	23.1	LF	2.5	20'00"	48	2	23.1	LF	1.5	30'00"	42	3	26.4	LF	1.5	30'00"	36	9	30.8	540a	600a	104a	110a													
123C Kipling Stn – Long Branch via North Queen	18.61	LF	1.5	30'00"	40	5	27.9	LF		30'00"	48	5	23.3	LF	2.5	20'00"	48	2	23.3	LF	1.5	30'00"	42	3	26.6	LF	1.5	30'00"	36	9	31.0	625a	621a	1249a	1255a													
Combined/Average			3	15'00"				3.5	15'00"				5	10'00"					3	15'00"					3	15'00"																						
								Alternates trips with 111 EAST MALL																																								
Sunday	14-Feb-10	Sunday morning					Sunday afternoon					Sunday early evening					Sunday late evening																															
123 Kipling Stn – Long Branch via East Mall	18.49							LF	2	24'00"	48	0	23.1	LF	2.5	20'00"	48	2	23.1	LF	1.5	30'00"	42	3	26.4	LF	1.5	30'00"	36	9	30.8	900a	924a	101a	110a													
123C Kipling Stn – Long Branch via North Queen	18.61							LF	2	24'00"	48	0	23.3	LF	2.5	20'00"	48	2	23.3	LF	1.5	30'00"	42	3	26.6	LF	1.5	30'00"	36	9	31.0	848a	912a	1246a	1255a													
Combined/Average								4	12'00"				5	10'00"					3	15'00"					3	15'00"																						
115 SILVER HILLS U	Wll																																															
Monday to Friday	07-Sep-10	Monday-Friday morning peak period					Monday-Friday midday					Monday-Friday afternoon peak period					Monday-Friday early evening					Monday-Friday late evening																										
115 York Mills Stn – Leslie	12.83	LF	2	20'00"	40	0	19.2	LF	2	20'00"	40	0	19.2	LF	2	20'00"	40	0	19.2	LF	1.5	30'00"	35	3	22.0	LF	1.5	30'00"	35	3	22.0	639a	620a	117a	100a													
																					Alternates trips with 122 GRAYDON HALL																											
Saturday	11-Sep-10	Saturday early morning					Saturday morning					Saturday afternoon					Saturday early evening					Saturday late evening																										
115 York Mills Stn – Leslie	12.83	LF	1.5	30'00"	35	2	22.0	LF	1.5	30'00"	35	3	22.0	LF	1.5	30'00"	35	3	22.0	LF	1.5	30'00"	35	3	22.0	LF	1.5	30'00"	35	3	22.0	627a	610a	127a	110a													
								Alternates trips with 122 GRAYDON HALL																																								
Sunday	05-Sep-10	Sunday morning					Sunday afternoon					Sunday early evening					Sunday late evening																															
115 York Mills Stn – Leslie	12.83							LF	1.5	30'00"	35	3	22.0	LF	1.5	30'00"	35	3	22.0	LF	1.5	30'00"	35	3	22.0	LF	1.5	30'00"	35	3	22.0	857a	840a	127a	110a													
								Alternates trips with 122 GRAYDON HALL																																								
403 SOUTH DON MILLS COMMUNITY BUS U	W-T																																															
Monday to Friday	2-Sep-97	Monday-Friday midday					Monday-Friday afternoon peak period																																									
403 Don Mills Centre – East York Centre								CB	1	60'00"	60	0		CB	1	60'00"	60	0																1030a	1000a	430p	500p											



SERVICE SUMMARY

January 2 to March 26, 2011

Route	RT dist (km) and date of last change	Monday-Friday morning peak period					Monday-Friday midday					Monday-Friday afternoon peak period					Monday-Friday early evening					Monday-Friday late evening					First dep NB or WB	First dep SB or EB	Last dep NB or WB	Last dep SB or EB						
		Veh type	No. of Veh	Service interval	Run time (min)	Term time (min)	Avg spd (km/h)	Veh type	No. of Veh	Service interval	Run time (min)	Term time (min)	Avg spd (km/h)	Veh type	No. of Veh	Service interval	Run time (min)	Term time (min)	Avg spd (km/h)	Veh type	No. of Veh	Service interval	Run time (min)	Term time (min)	Avg spd (km/h)	Veh type					No. of Veh	Service interval	Run time (min)	Term time (min)	Avg spd (km/h)	
88 SOUTH LEASIDE U																																				
Wii																																				
Monday to Friday		07-Sep-10																																		
88 St Clair Stn – Thorncliffe via Wicksteed		LF	4	12 ' 00 "	48	0	16.3	LF	1.5	30 ' 00 "	40	5	19.6	LF	3.5	15 ' 00 "	48	5	16.3	LF	1.5	30 ' 00 "	40	5	19.6	LF	1	40 ' 00 "	40	0	19.6	550a	610a	1240a	100a	
88A St Clair Stn – Thorncliffe via Overlea		LF	4	12 ' 00 "	48	0	16.6	LF	1.5	30 ' 00 "	40	5	20.0	LF	3.5	15 ' 00 "	48	5	16.6	LF	1.5	30 ' 00 "	40	5	20.0	LF	1	40 ' 00 "	40	0	20.0	620a	630a	1220a	1240a	
Combined/Average			8	6 ' 00 "				3	15 ' 00 "				7	7 ' 30 "				3	15 ' 00 "					2	20 ' 00 "											
Saturday		11-Sep-10																																		
88 St Clair Stn – Thorncliffe via Wicksteed		LF	1	40 ' 00 "	40	0	19.6	LF	1	40 ' 00 "	40	0	19.6	LF	1	40 ' 00 "	40	0	19.6	LF	1	40 ' 00 "	40	0	19.6	LF	1	40 ' 00 "	40	0	19.6	610a	630a	1250a	110a	
88A St Clair Stn – Thorncliffe via Overlea		LF	1	40 ' 00 "	40	0	20.0	LF	1	40 ' 00 "	40	0	20.0	LF	1	40 ' 00 "	40	0	20.0	LF	1	40 ' 00 "	40	0	20.0	LF	1	40 ' 00 "	40	0	20.0	630a	610a	1230a	1250a	
Combined/Average			2	20 ' 00 "				2	20 ' 00 "				2	20 ' 00 "				2	20 ' 00 "					2	20 ' 00 "											
Sunday		05-Sep-10																																		
88 St Clair Stn – Thorncliffe via Wicksteed								LF	1	40 ' 00 "	40	0	19.6	LF	1	40 ' 00 "	40	0	19.6	LF	1	40 ' 00 "	40	0	19.6	LF	1	40 ' 00 "	40	0	19.6	930a	910a	1250a	110a	
88A St Clair Stn – Thorncliffe via Overlea								LF	1	40 ' 00 "	40	0	20.0	LF	1	40 ' 00 "	40	0	20.0	LF	1	40 ' 00 "	40	0	20.0	LF	1	40 ' 00 "	40	0	20.0	950a	930a	1230a	1250a	
Combined/Average								2	20 ' 00 "				2	20 ' 00 "				2	20 ' 00 "					2	20 ' 00 "											
510 SPADINA		Rus																																		
Monday to Friday		07-Sep-10																																		
510 Spadina Stn – Queens Quay		Operates earlier trips to Queens Quay and Spadina																																		
510 Spadina Stn – Union Stn		CLRV	7	7 ' 30 "	50	2	14.1	CLRV	9	5 ' 40 "	51	0	14.5	CLRV	9	6 ' 00 "	54	0	13.7	CLRV	9	6 ' 00 "	54	0	13.7	CLRV	8	6 ' 00 "	45	3	15.4	515a	500a	616a	600a	
510 Spadina Stn – King		CLRV	8	3 ' 45 "	28	2	12.6	CLRV	12	2 ' 50 "	28	6	11.1	CLRV	12	3 ' 00 "	31	5	10.5	CLRV	12	3 ' 00 "	31	5	10.5	CLRV										
Combined/Average			15	2 ' 30 "				21	1 ' 53 "				21	2 ' 00 "				21	2 ' 00 "					21	2 ' 00 "		8	6 ' 00 "					145a	130a	230a	215a
		Every 3rd car operates to Union Stn																																		
Saturday		11-Sep-10																																		
510 Spadina Stn – Queens Quay		Operates earlier trips to Queens Quay and Spadina																																		
510 Spadina Stn – Union Stn		CLRV	7	6 ' 17 "	44	0	16.8	CLRV	11	5 ' 00 "	52	3	13.5	CLRV	9	6 ' 00 "	54	0	13.7	CLRV	10	5 ' 00 "	50	0	14.8	CLRV	8	6 ' 00 "	44	4	15.4	600a	615a	145a	120a	
510 Spadina Stn – King		CLRV						CLRV	6	5 ' 00 "	27	3	12.6	CLRV	12	3 ' 00 "	33	3	10.5	CLRV	6	5 ' 00 "	28	2	12.6	CLRV										
Combined/Average			7	6 ' 17 "				17	2 ' 30 "				21	2 ' 00 "				16	2 ' 30 "					8	6 ' 00 "									600a	530a	
		Every 3rd car operates to Union Stn																																		
Sunday		05-Sep-10																																		
510 Spadina Stn – Queens Quay		Operates earlier trips to Queens Quay and Spadina																																		
510 Spadina Stn – Union Stn		CLRV	3	15 ' 00 "	44	1	16.4	CLRV	8	6 ' 30 "	50	2	14.2	CLRV	8	6 ' 30 "	50	2	14.2	CLRV	8	6 ' 00 "	44	4	15.4	CLRV	8	6 ' 00 "	44	4	15.4	610a	545a	145a	120a	
510 Spadina Stn – King		CLRV						CLRV	10	3 ' 15 "	30	3	11.6	CLRV	10	3 ' 15 "	30	3	11.6	CLRV																
Combined/Average			3	15 ' 00 "				18	2 ' 10 "				18	2 ' 10 "				8	6 ' 00 "					8	6 ' 00 "											
		Every 3rd car operates to Union Stn																																		
754 STANDBY BUSES		Arw																																		
Monday to Friday		22-Nov-10																																		
Standby buses – Arrow Rd																																				
		Monday-Friday afternoon peak period																																		
		Lift 3 Arrow Rd Garage																																		



SERVICE SUMMARY

January 2 to March 26, 2011

Route	RT dist (km) and date of last change	No. of Veh	Service interval	Run time (min)	Term time (min)	Avg spd (km/h)	No. of Veh	Service interval	Run time (min)	Term time (min)	Avg spd (km/h)	No. of Veh	Service interval	Run time (min)	Term time (min)	Avg spd (km/h)	No. of Veh	Service interval	Run time (min)	Term time (min)	Avg spd (km/h)	No. of Veh	Service interval	Run time (min)	Term time (min)	Avg spd (km/h)	First dep NB or WB	First dep SB or EB	Last dep NB or WB	Last dep SB or EB	
756 STANDBY BUSES		Bir																													
Monday to Friday	21-Nov-10		Adjustment to start / finish times effective 14-Feb-11																												
Standby buses – Birchmount		LF	1	Birchmount Garage								LF	2	Birchmount Garage																	
750 STANDBY BUSES		Egl																													
Monday to Friday	04-Jan-10			Monday-Friday midday									Monday-Friday afternoon peak period																		
Standby – Downtown Gap Bus		HF	1	Spadina Stn								HF	1	Spadina Stn																	
Standby – Downtown Gap Bus		HF	1	Spadina / Queens Quay Lp								HF	1	Spadina / Queens Quay Lp																	
Standby – Downtown Gap Bus		HF	1	St Clair Stn								HF	1	St Clair Stn																	
			3									3																			
760 STANDBY BUSES		Egl																													
Monday to Friday	22-Nov-10		Adjustment to start time effective 14-Feb-11																												
Standby buses – Eglinton		LF	1	Kennedy Station																											
752 STANDBY BUSES		Osy																													
Monday to Friday	12-Oct-10		Monday-Friday morning peak period																												
Standby buses – Queensway			see 112 West Mall																												
751 STANDBY BUSES		Wil																													
Monday to Friday	22-Nov-10		Monday-Friday morning peak period										Monday-Friday afternoon peak period																		
Standby buses – Wilson		HF	2	Wilson Garage								HF	1	Wilson Garage																	
535 STANDBY CARS		Ron/Rus																													
Monday to Friday	07-Sep-10												Monday-Friday afternoon peak period											Monday-Friday early evening							
Standby cars – Roncesvalles												CLR	2	Roncesvalles carhouse																	
Standby cars – Russell												CLR	2	Russell carhouse																	



SERVICE SUMMARY

January 2 to March 26, 2011

Main table containing route details for 53 STEELES EAST U, 353 STEELES EAST U, and 60 STEELES WEST U. Columns include route name, Mal/Arw, dates, RT dist, and multiple columns for No. of vehicles, Service interval, Run time, Term, and Avg spd. It also includes columns for First dep, Last dep, and various vehicle types (WB, EB).



SERVICE SUMMARY

January 2 to March 26, 2011

Route	RT dist (km) and date of last change	No. of					No. of					No. of					No. of					First dep NB or WB	First dep SB or EB	Last dep NB or WB	Last dep SB or EB										
		Veh type	Veh	Service interval	Run time (min)	Term time (min)	Avg spd (km/h)	Veh type	Veh	Service interval	Run time (min)	Term time (min)	Avg spd (km/h)	Veh type	Veh	Service interval	Run time (min)	Term time (min)	Avg spd (km/h)	Veh type	Veh					Service interval	Run time (min)	Term time (min)	Avg spd (km/h)						
124 SUNNYBROOK U	Wii																																		
Monday to Friday	07-Sep-10	Monday-Friday morning peak period					Monday-Friday midday					Monday-Friday afternoon peak period					Monday-Friday early evening					Monday-Friday late evening													
124 Lawrence Stn – Sunnybrook Hospital	5.51	LF	4	6' 30"	26	0	12.7	LF	2	11' 00"	22	0	15.0	LF	4	7' 30"	30	0	11.0	LF	1	20' 00"	20	0	16.5	LF	1	20' 00"	20	0	16.5	610a	558a	110a	100a
Saturday	29-Nov-08	Saturday early morning					Saturday morning					Saturday afternoon					Saturday early evening					Saturday late evening													
124 Lawrence Stn – Sunnybrook Hospital	5.51	LF	1	20' 00"	20	0	16.5	LF	1	20' 00"	20	0	16.5	LF	1	20' 00"	20	0	16.5	LF	1	20' 00"	20	0	16.5	LF	1	20' 00"	20	0	16.5	550a	540a	110a	100a
Sunday	23-Nov-08	Sunday morning					Sunday afternoon					Sunday early evening					Sunday late evening																		
124 Lawrence Stn – Sunnybrook Hospital	5.51						LF	1	20' 00"	20	0	16.5	LF	1	20' 00"	20	0	16.5	LF	1	20' 00"	20	0	16.5	LF	1	20' 00"	20	0	16.5	750a	740a	1250a	100a	
77 SWANSEA	MiD	Buses removed from Runnymede Station due to TTC Construction.																																	
Monday to Friday	07-Sep-10	Monday-Friday morning peak period					Monday-Friday midday					Monday-Friday afternoon peak period					Monday-Friday early evening					Monday-Friday late evening													
77 Bloor & Runnymede – Queensway	6.12	HF	3.0	10' 00"	26	4	14.1	HF	1.6	15' 00"	21	3	17.5	HF	2.2	11' 00"	23	2	16.2	HF	1	22' 00"	22	0	16.7	HF	0.9	20' 00"	15	3	24.5	548a	535a	135a	123a
		Alternates trips with 71 RUNNYMEDE					Alternates trips with 71 RUNNYMEDE					Alternates trips with 71 RUNNYMEDE					Alternates trips with 71 RUNNYMEDE (St Clair branch only)																		
Saturday	11-Sep-10	Saturday early morning					Saturday morning					Saturday afternoon					Saturday early evening					Saturday late evening													
77 Bloor & Runnymede – Queensway	6.12	LF	1	24' 00"	15	9	24.5	LF	0.8	25' 00"	19	0	19.6	LF	0.8	25' 00"	19	0	19.6	LF	1	24' 00"	18	6	20.4	LF	1	20' 00"	15	5	24.5	610a	615a	135a	124a
		Alternates trips with 71 RUNNYMEDE (St Clair branch) all day long.																																	
Sunday	05-Sep-10	Sunday morning					Sunday afternoon					Sunday early evening					Sunday late evening																		
77 Bloor & Runnymede – Queensway	6.12						LF	1	24' 00"	19	5	19.3	LF	1	24' 00"	19	5	19.3	LF	1	20' 00"	17	3	21.6	LF	1	20' 00"	15	5	24.5	859a	840a	112a	124a	
		Alternates trips with 71 RUNNYMEDE (St Clair branch) all day long.																																	
168 SYMINGTON U	MiD																																		
Monday to Friday	07-Sep-10	Monday-Friday morning peak period					Monday-Friday midday					Monday-Friday afternoon peak period					Monday-Friday early evening					Monday-Friday late evening													
168 Dundas West Stn – Weston Rd	9.59	LF	8	5' 00"	38	2	15.1	LF	4	10' 00"	38	2	15.1	LF	7	6' 20"	44	1	13.1	LF	4	10' 00"	36	4	16.0	LF	3	12' 00"	30	6	19.2	442a	450a	200a	145a
Saturday	16-Oct-10	Saturday early morning					Saturday morning					Saturday afternoon					Saturday early evening					Saturday late evening													
168 Dundas West Stn – Weston Rd	9.59	LF	3	10' 40"	30	2	19.2	LF	5	10' 00"	48	2	12.0	LF	5	10' 00"	48	2	12.0	LF	3	12' 00"	33	3	17.4	LF	3	12' 00"	30	6	19.2	442a	451a	200a	145a
Sunday	02-Aug-09	Sunday early morning					Sunday morning					Sunday afternoon					Sunday early evening					Sunday late evening													
168 Dundas West Stn – Weston Rd	9.59	LF	2	20' 00"	34	6	16.9	LF	3	15' 00"	38	7	15.1	LF	4	12' 00"	43	5	13.4	LF	3	12' 00"	33	3	17.4	LF	3	12' 00"	30	6	19.2	640a	643a	200a	145a
81 THORNCIFFE PARK U	Bir																																		
Monday to Friday	07-Sep-10	Monday-Friday morning peak period					Monday-Friday midday					Monday-Friday afternoon peak period					Monday-Friday early evening					Monday-Friday late evening													
81 Pape Stn – Thorncliffe	8.29	LF	6	4' 40"	28	0	17.8	LF	3	10' 00"	30	0	16.6	LF	5	5' 30"	28	0	18.1	LF	3	10' 00"	30	0	16.6	LF	2	12' 00"	24	0	20.7	525a	510a	120a	111a
Saturday	25-Jun-05	Saturday early morning					Saturday morning					Saturday afternoon					Saturday early evening					Saturday late evening													
81 Pape Stn – Thorncliffe	8.29	LF	1	30' 00"	30	0	16.6	LF	4	7' 30"	30	0	16.6	LF	4	7' 30"	30	0	16.6	LF	2	12' 00"	24	0	20.7	LF	2	12' 00"	24	0	20.7	545a	530a	120a	111a
Sunday	19-Jun-05	Sunday early morning					Sunday morning					Sunday afternoon					Sunday early evening					Sunday late evening													
81 Pape Stn – Thorncliffe	8.29	LF	1	30' 00"	30	0	16.6	LF	3	10' 00"	30	0	16.6	LF	3	10' 00"	30	0	16.6	LF	2	12' 00"	24	0	20.7	LF	2	12' 00"	24	0	20.7	645a	630a	120a	111a
		Loops clockwise on Thorncliffe Park Drive before 330p, and loops counter-clockwise on Thorncliffe Park Drive after 330p																																	
10 VAN HORNE U	Wii																																		
Monday to Friday	04-Jan-10	Monday-Friday morning peak period					Monday-Friday afternoon peak period					Monday-Friday early evening					Monday-Friday late evening																		
10 Don Mills Stn – Victoria Park	7.64	LF	3	10' 00"	28	2	16.4						LF	3	10' 00"	28	2	16.4																	
		See 169A HUNTINGWOOD					See 169A HUNTINGWOOD					See 169A HUNTINGWOOD					See 169A HUNTINGWOOD					534a	547a	900a	853a										
																						300p	315p	700p	640p										

Off peak service provided by 169A HUNTINGWOOD



SERVICE SUMMARY

January 2 to March 26, 2011

Route	RT dist (km) and date of last change	Monday-Friday morning peak period					Monday-Friday midday					Monday-Friday afternoon peak period					Monday-Friday early evening					Monday-Friday late evening					First dep NB or WB	First dep SB or EB	Last dep NB or WB	Last dep SB or EB											
		Veh type	No. of Veh	Service interval	Run time (min)	Term time (min)	Avg spd (km/h)	Veh type	No. of Veh	Service interval	Run time (min)	Term time (min)	Avg spd (km/h)	Veh type	No. of Veh	Service interval	Run time (min)	Term time (min)	Avg spd (km/h)	Veh type	No. of Veh	Service interval	Run time (min)	Term time (min)	Avg spd (km/h)	Veh type					No. of Veh	Service interval	Run time (min)	Term time (min)	Avg spd (km/h)						
90 VAUGHAN	MID																																								
Monday to Friday	07-Sep-10																																								
90 St Clair West Stn – Eglinton	6.60	HF	3.5	9' 20"	31	2	12.7							HF	3	12' 00"	36	0	11.0																			529a	542a	907a	923a
90A St Clair West Stn – Oakwood	5.47	HF	2.5	9' 20"	23	1	14.4	HF	2	12' 00"	24	0	13.7	HF	2	12' 00"	24	0	13.7	HF	2	12' 00"	24	0	13.7	HF	1	20' 00"	20	0	16.4					334p	335p	617p	623p		
Combined/Average			6	4' 40"				2	12' 00"					5	6' 00"					2	12' 00"					1	20' 00"									545a	525a	130a	120a		
Saturday	26-Jun-10																																								
90A St Clair West Stn – Oakwood	5.47	LF	2	12' 00"	24	0	13.7	LF	3	8' 00"	24	0	13.7	LF	3	8' 00"	24	0	13.7	LF	2	12' 00"	24	0	13.7	LF	1	20' 00"	20	0	16.4					610a	610a	110a	100a		
Sunday	20-Jun-10																																								
90A St Clair West Stn – Oakwood	5.47							LF	2	12' 00"	24	0	13.7	LF	2	12' 00"	24	0	13.7	LF	2	12' 00"	24	0	13.7	LF	1	20' 00"	20	0	16.4					830a	842a	110a	100a		

24 VICTORIA PARK U Bir Service outside Toronto north of Steeles Avenue is provided under contract to York Region

January 2 to February 12, 2011

Route	RT dist (km) and date of last change	Monday-Friday morning peak period					Monday-Friday midday					Monday-Friday afternoon peak period					Monday-Friday early evening					Monday-Friday late evening					First dep NB or WB	First dep SB or EB	Last dep NB or WB	Last dep SB or EB											
		Veh type	No. of Veh	Service interval	Run time (min)	Term time (min)	Avg spd (km/h)	Veh type	No. of Veh	Service interval	Run time (min)	Term time (min)	Avg spd (km/h)	Veh type	No. of Veh	Service interval	Run time (min)	Term time (min)	Avg spd (km/h)	Veh type	No. of Veh	Service interval	Run time (min)	Term time (min)	Avg spd (km/h)	Veh type					No. of Veh	Service interval	Run time (min)	Term time (min)	Avg spd (km/h)						
Monday to Friday	07-Sep-10																																								
24 Victoria Park Stn – Steeles	30.58	LF	18	5' 00"	90	0	20.4	LF	9	10' 00"	90	0	20.4	LF	14	7' 00"	96	2	19.1	LF	9	9' 00"	81	0	22.7	LF	6	12' 00"	70	2	26.2					450a	515a	125a	200a		
24A Victoria Park Stn – Don Mills Stn via Consumers Rd	24.53	LF	7	12' 00"	82	2	17.9	LF	2.5	30' 00"	75	0	19.6	LF	7	13' 00"	87	4	16.9																		558a	533a	615p	644p	
24D Victoria Park Stn – Major Mackenzie	57.69							LF	2	30' 00"	145	5	23.9							LF	2	27' 00"	135	0	25.6													900a	1020a	100p	220p
Combined/Average			25	3' 32"				13.5	7' 30"				21	4' 33"						11	9' 00"				6	12' 00"											700p	805p	956p	1101p	
<p>Every 3rd 24 operates as a 24D 24A alternates trips with 167 PHARMACY NORTH 24D operates NB through the Highway 7 Industrial area before noon and SB after noon.</p> <p>24D operates SB through the Highway 7 Industrial area.</p>																																									

February 13 to March 26, 2011 Adjustment to last trip times.

Route	RT dist (km) and date of last change	Monday-Friday morning peak period					Monday-Friday midday					Monday-Friday afternoon peak period					Monday-Friday early evening					Monday-Friday late evening					First dep NB or WB	First dep SB or EB	Last dep NB or WB	Last dep SB or EB											
		Veh type	No. of Veh	Service interval	Run time (min)	Term time (min)	Avg spd (km/h)	Veh type	No. of Veh	Service interval	Run time (min)	Term time (min)	Avg spd (km/h)	Veh type	No. of Veh	Service interval	Run time (min)	Term time (min)	Avg spd (km/h)	Veh type	No. of Veh	Service interval	Run time (min)	Term time (min)	Avg spd (km/h)	Veh type					No. of Veh	Service interval	Run time (min)	Term time (min)	Avg spd (km/h)						
Monday to Friday	14-Feb-11																																								
24 Victoria Park Stn – Steeles	30.58	LF	18	5' 00"	90	0	20.4	LF	9	10' 00"	90	0	20.4	LF	14	7' 00"	96	2	19.1	LF	9	9' 00"	81	0	22.7	LF	6	12' 00"	70	2	26.2					450a	515a	125a	200a		
24A Victoria Park Stn – Don Mills Stn via Consumers Rd	24.53	LF	7	12' 00"	82	2	17.9	LF	2.5	30' 00"	75	0	19.6	LF	7	13' 00"	87	4	16.9																		558a	533a	615p	644p	
24D Victoria Park Stn – Major Mackenzie	57.69							LF	2	30' 00"	145	5	23.9							LF	2	27' 00"	135	0	25.6													900a	1020a	100p	220p
Combined/Average			25	3' 32"				13.5	7' 30"				21	4' 33"						11	9' 00"				6	12' 00"											700p	805p	924p	1030p	
<p>Every 3rd 24 operates as a 24D 24A alternates trips with 167 PHARMACY NORTH 24D operates NB through the Highway 7 Industrial area before noon and SB after noon.</p> <p>24D operates SB through the Highway 7 Industrial area.</p>																																									

January 2 to March 26, 2011

Route	RT dist (km) and date of last change	Saturday early morning					Saturday morning					Saturday afternoon					Saturday early evening					Saturday late evening					First dep NB or WB	First dep SB or EB	Last dep NB or WB	Last dep SB or EB									
		Veh type	No. of Veh	Service interval	Run time (min)	Term time (min)	Avg spd (km/h)	Veh type	No. of Veh	Service interval	Run time (min)	Term time (min)	Avg spd (km/h)	Veh type	No. of Veh	Service interval	Run time (min)	Term time (min)	Avg spd (km/h)	Veh type	No. of Veh	Service interval	Run time (min)	Term time (min)	Avg spd (km/h)	Veh type					No. of Veh	Service interval	Run time (min)	Term time (min)	Avg spd (km/h)				
Saturday	09-Sep-06																																						
24 Victoria Park Stn – Steeles	30.58	LF	6	15' 00"	84	6	21.8	LF	9	10' 00"	86	4	21.3	LF	12	7' 30"	90	0	20.4	LF	6	13' 20"	80	0	22.9	LF	6	12' 00"	70	2	26.2					521a	557a	124a	159a
Sunday	05-Sep-10																																						
24 Victoria Park Stn – Steeles	30.58	LF	4	20' 00"	80	0	22.9	LF	7	12' 00"	80	4	22.9	LF	12	7' 00"	84	0	21.8	LF	4	20' 00"	80	0	22.9	LF	4	20' 00"	70	10	26.2					717a	757a	116a	153a



SERVICE SUMMARY

January 2 to March 26, 2011

Route	RT dist (km) and date of last change	No. of Veh	Service interval	Run time (min)	Term time (min)	Avg spd (km/h)	No. of Veh	Service interval	Run time (min)	Term time (min)	Avg spd (km/h)	No. of Veh	Service interval	Run time (min)	Term time (min)	Avg spd (km/h)	No. of Veh	Service interval	Run time (min)	Term time (min)	Avg spd (km/h)	No. of Veh	Service interval	Run time (min)	Term time (min)	Avg spd (km/h)	First dep NB or WB	First dep SB or EB	Last dep NB or WB	Last dep SB or EB						
324 VICTORIA PARK U	Bir																																			
Overnight, 7 days a week	15-Feb-09		Monday-Friday overnight					Saturday overnight					Sunday overnight																							
324 Kingston – Steeles	35.41	LF	2.7 30' 00"	72	9	29.5	LF	2.7 30' 00"	72	9	29.5	LF	2.7 30' 00"	72	9	29.5																				
			Alternates trips with 322 COXWELL					Alternates trips with 322 COXWELL					Alternates trips with 322 COXWELL																							
224 VICTORIA PARK NORTH U	Egl		Service outside Toronto north of Steeles Avenue is provided under contract to York Region																																	
Monday to Friday	10-May-10		Monday-Friday morning peak period					Monday-Friday midday					Monday-Friday afternoon peak period																							
224C Don Mills Stn – 14th Avenue	22.80	LF	2 40' 00"	68	12	20.1						LF	2 40' 00"	68	12	20.1											614a	651a	854a	931a						
																											218p	300p	658p	740p						
224D Don Mills Stn – Elgin Mills	37.45	LF	6 20' 00"	115	5	19.5		See 24D VICTORIA PARK				LF	6 20' 00"	115	5	19.5											609a	605a	909a	1005a						
																											143p	243p	643p	743p						
Combined/Average			8 13' 20"										8 13' 20"																							
			224D operates NB through the Highway 7 Industrial area and WB/NB on Hillmount.					224D operates SB/EB on Hillmount and SB through the Highway 7 Industrial area.					224D operates SB/EB on Hillmount and SB through the Highway 7 Industrial area.																							
68 WARDEN U	Egl		Service outside Toronto north of Steeles Avenue is provided under contract to York Region																																	
Monday to Friday	07-Sep-10		Monday-Friday morning peak period					Monday-Friday midday					Monday-Friday afternoon peak period																							
68 Warden Stn – Steeles	25.06	LF	21 3' 35"	75	0	20.0	LF	8 8' 45"	70	0	21.5	LF	13 6' 15"	81	0	18.5	LF	7 10' 00"	70	0	21.5	LF	3 22' 00"	62	4	24.2		448a	505a	140a	151a					
68B Warden Stn – Major Mackenzie	43.52	LF	3 14' 20"	116	2	22.5	LF	1 35' 00"	104	1	25.1	LF	2 18' 45"	119	0	21.9	LF	1 40' 00"	104	6	25.1						507a	557a	958p	1055p						
Combined/Average			24 3' 35"				9 8' 45"					15 6' 15"					8 10' 00"					3 22' 00"														
			Every 4th 68 operates as a 68B					Every 4th 68 operates as a 68B					Every 3rd 68 operates as a 68B					Every 4th 68 operates as a 68B																		
Saturday	21-Feb-09		Saturday early morning					Saturday morning					Saturday afternoon																							
68 Warden Stn – Steeles	25.06	LF	2 33' 00"	65	1	23.1	LF	5 13' 00"	65	0	23.1	LF	7 11' 00"	75	2	20.0	LF	1.5 44' 00"	66	0	22.8	LF	3 22' 00"	62	4	24.2		602a	546a	129a	200a					
68B Warden Stn – Major Mackenzie	43.52	LF	3 33' 00"	99	0	26.4	LF	1 39' 00"	104	0	25.1	LF	1 44' 00"	114	7	22.9	LF	2.5 44' 00"	101	9	25.9						515a	558a	948p	1047p						
Combined/Average			5 16' 30"				6 13' 00"					8 11' 00"					4 22' 00"					3 22' 00"														
								Every 3rd 68 operates as a 68B					Every 4th 68 operates as a 68B																							
Sunday	15-Feb-09		Sunday early morning					Sunday morning					Sunday afternoon																							
68 Warden Stn – Steeles	25.06	LF	1.5 44' 00"	66	0	22.8	LF	6 12' 00"	72	0	20.9	LF	6 12' 00"	72	0	20.9	LF	1.5 44' 00"	66	0	22.8	LF	3 22' 00"	62	4	24.2		716a	751a	137a	207a					
68B Warden Stn – Major Mackenzie	43.52	LF	2.5 44' 00"	104	6	25.1	LF	1 36' 00"	108	0	24.2	LF	1 36' 00"	108	0	24.2	LF	2.5 44' 00"	104	6	25.1						829a	934a	948p	1045p						
Combined/Average			4 22' 00"				7 12' 00"					7 12' 00"					4 22' 00"					3 22' 00"														
								Every 3rd 68 operates as a 68B					Every 3rd 68 operates as a 68B																							
			Overnight service north of Sheppard Avenue provided by 324 VICTORIA PARK																																	
			Some early morning trips operate from Warden and Danforth																																	



SERVICE SUMMARY

January 2 to March 26, 2011

Route	RT dist (km) and date of last change	Monday-Friday morning peak period					Monday-Friday midday					Monday-Friday afternoon peak period					Monday-Friday early evening					Monday-Friday late evening					First dep NB or WB	First dep SB or EB	Last dep NB or WB	Last dep SB or EB					
		Veh type	No. of Veh	Service interval	Run time (min)	Term time (min)	Avg spd (km/h)	Veh type	No. of Veh	Service interval	Run time (min)	Term time (min)	Avg spd (km/h)	Veh type	No. of Veh	Service interval	Run time (min)	Term time (min)	Avg spd (km/h)	Veh type	No. of Veh	Service interval	Run time (min)	Term time (min)	Avg spd (km/h)	Veh type					No. of Veh	Service interval	Run time (min)	Term time (min)	Avg spd (km/h)
69 WARDEN SOUTH U	Bir																																		
Monday to Friday	07-Sep-10																																		
69A Warden Stn – Kingston Rd SB via Warden	6.71	LF	2.5	10' 00"	25	0	16.1	LF	2	11' 00"	22	0	18.3	LF	2	13' 00"	26	0	15.5	LF	1.5	15' 00"	22	1	18.7	LF	1	20' 00"	20	0	20.1	559a	613a	140a	150a
69B Warden Stn – Kingston Rd SB via Birchmount	6.71	LF	2.5	10' 00"	25	0	16.1	LF	2	11' 00"	22	0	18.3	LF	2	13' 00"	26	0	15.5	LF	1.5	15' 00"	23	0	17.9	LF	1	20' 00"	20	0	20.1	626a	620a	130a	140a
Combined/Average			5	5' 00"				4	5' 30"				4	6' 30"					3	7' 30"					2	10' 00"									
Saturday	09-Jan-10																																		
69A Warden Stn – Kingston Rd SB via Warden	6.71	LF	1	20' 00"	20	0	20.1	LF	1	20' 00"	20	0	20.1	LF	1	20' 00"	20	0	20.1	LF	1	20' 00"	20	0	20.1	LF	1	20' 00"	20	0	20.1	550a	618a	120a	150a
69B Warden Stn – Kingston Rd SB via Birchmount	6.71	LF	1	20' 00"	20	0	20.1	LF	1	20' 00"	20	0	20.1	LF	1	20' 00"	20	0	20.1	LF	1	20' 00"	20	0	20.1	LF	1	20' 00"	20	0	20.1	610a	610a	130a	130a
Combined/Average			2	10' 00"				2	10' 00"				2	10' 00"					2	10' 00"					2	10' 00"									
Sunday	03-Jan-10																																		
69A Warden Stn – Kingston Rd SB via Warden	6.71							LF	1	20' 00"	20	0	20.1	LF	1	20' 00"	20	0	20.1	LF	1	20' 00"	20	0	20.1	LF	1	20' 00"	20	0	20.1	900a	850a	140a	150a
69B Warden Stn – Kingston Rd SB via Birchmount	6.71							LF	1	20' 00"	20	0	20.1	LF	1	20' 00"	20	0	20.1	LF	1	20' 00"	20	0	20.1	LF	1	20' 00"	20	0	20.1	910a	900a	130a	140a
Combined/Average								2	10' 00"				2	10' 00"					2	10' 00"					2	10' 00"									
55 WARREN PARK U	MTD																																		
Monday to Friday	04-Aug-09																																		
55 Jane Stn – Warren Park	8.42	LF	1	30' 00"	27	3	18.7	LF	1	30' 00"	27	3	18.7	LF	1	30' 00"	27	3	18.7	LF	1	30' 00"	27	3	18.7	LF	1	30' 00"	27	3	18.7	546a	530a	116a	100a
Saturday	08-Aug-09																																		
55 Jane Stn – Warren Park	8.42	LF	1	30' 00"	27	3	18.7	LF	1	30' 00"	27	3	18.7	LF	1	30' 00"	27	3	18.7	LF	1	30' 00"	27	3	18.7	LF	1	30' 00"	27	3	18.7	546a	530a	116a	100a
Sunday	02-Aug-09																																		
55 Jane Stn – Warren Park	8.42							LF	1	30' 00"	27	3	18.7	LF	1	30' 00"	27	3	18.7	LF	1	30' 00"	27	3	18.7	LF	1	30' 00"	27	3	18.7	846a	900a	116a	100a
94 WELLESLEY U	MTD																																		
Monday to Friday	07-Sep-10																																		
94 Castle Frank Stn – Ossington Stn	12.17	LF	5	12' 00"	60	0	12.2	LF	6	10' 00"	60	0	12.2	LF	4.5	16' 00"	68	4	10.7	LF	4	13' 00"	52	0	14.0	LF	3	15' 00"	45	0	16.2	520a	525a	1252a	115a
94C Castle Frank Stn – Wellesley Stn	3.91	LF	2	12' 00"	24	0	9.8						LF	1.5	16' 00"	24	0	9.8														734a	746a	858a	910a
Combined/Average			7	6' 00"				6	10' 00"				6	8' 00"					4	13' 00"					3	15' 00"					333p	346p	718p	731p	
Saturday	29-Nov-08																																		
94 Castle Frank Stn – Ossington Stn	12.17	LF	3	17' 00"	51	0	14.3	LF	5	12' 00"	60	0	12.2	LF	5	12' 00"	60	0	12.2	LF	3	16' 40"	50	0	14.6	LF	3	15' 00"	45	0	16.2	541a	550a	1237a	100a
Sunday	05-Sep-10																																		
94 Castle Frank Stn – Ossington Stn	12.17							LF	4	13' 30"	54	0	13.5	LF	4	13' 30"	54	0	13.5	LF	3	16' 40"	50	0	14.6	LF	3	15' 00"	45	0	16.2	833a	824a	1222a	1245a



SERVICE SUMMARY

January 2 to March 26, 2011

Route	RT dist (km) and date of last change	Monday-Friday morning peak period					Monday-Friday midday					Monday-Friday afternoon peak period					Monday-Friday early evening					Monday-Friday late evening					First dep NB or WB	First dep SB or EB	Last dep NB or WB	Last dep SB or EB							
		Veh type	No. of Veh	Service interval	Run time (min)	Term time (min)	Avg spd (km/h)	Veh type	No. of Veh	Service interval	Run time (min)	Term time (min)	Avg spd (km/h)	Veh type	No. of Veh	Service interval	Run time (min)	Term time (min)	Avg spd (km/h)	Veh type	No. of Veh	Service interval	Run time (min)	Term time (min)	Avg spd (km/h)	Veh type					No. of Veh	Service interval	Run time (min)	Term time (min)	Avg spd (km/h)		
112 WEST MALL U	Osy																																				
Monday to Friday	12-Oct-10																																				
112A Kipling Stn – Eglinton	18.75																																				
112C Kipling Stn – Disco Rd	29.29	LF	6	13 ' 30 "	80	1	22.0	LF	4	20 ' 00 "	70	10	25.1	LF	5	16 ' 00 "	80	0	22.0	LF	4	18 ' 00 "	70	2	25.1	LF	4	18 ' 00 "	66	6	26.6	525a	543a	112a	103a		
112D Kipling Stn – Skymark	20.96	LF	5	13 ' 30 "	62	5	20.3	LF	3	20 ' 00 "	55	5	22.9	LF	4	16 ' 00 "	62	2	20.3									552a	625p	626p	703p						
112E Kipling Stn – Renforth & Eringate Express	18.76	LF	2	NB Trips																																	
Combined/Average			13	6 ' 45 "																																	
Saturday	11-Sep-10																																				
112C Kipling Stn – Disco Rd	29.29	LF	4	17 ' 00 "	68	0	25.8	LF	4	20 ' 00 "	70	10	25.1	LF	4	20 ' 00 "	70	10	25.1	LF	3	24 ' 00 "	66	6	26.6	LF	3	24 ' 00 "	66	6	26.6	554a	600a	112a	103a		
Sunday	14-Feb-10																																				
112C Kipling Stn – Disco Rd	29.29																																				
89 WESTON U	MiD																																				
Monday to Friday	03-Jan-11																																				
89 Keele Stn – Albion Rd	20.17	LF	15	5 ' 15 "	79	0	15.4	LF	8	9 ' 00 "	70	2	17.3	LF	12	7 ' 00 "	84	0	14.4	LF	8	9 ' 30 "	76	0	15.9	LF	5	12 ' 00 "	56	4	21.6	415a	445a	210a	203a		
Saturday	09-Jan-10																																				
89 Keele Stn – Albion Rd	20.17	LF	4	15 ' 00 "	60	0	20.2	LF	7	10 ' 00 "	66	4	18.3	LF	9	8 ' 00 "	68	4	17.8	LF	5	12 ' 00 "	56	4	21.6	LF	4	15 ' 00 "	56	4	21.6	435a	510a	215a	245a		
Sunday	03-Jan-10																																				
89 Keele Stn – Albion Rd	20.17	LF	4	15 ' 00 "	60	0	20.2	LF	7	10 ' 30 "	66	7	18.3	LF	7	10 ' 30 "	66	7	18.3	LF	4	15 ' 00 "	56	4	21.6	LF	3	20 ' 00 "	56	4	21.6	530a	600a	215a	245a		
165 WESTON RD NORTH U	Arw	Service outside Toronto north of Steeles Avenue is provided under contract to York Region																																			
Monday to Friday	07-Sep-10																																				
165 York Mills Stn – Steeles	36.66	Lift	18	6 ' 00 "	107	1	20.6	Lift	15	7 ' 30 "	108	4	20.4	Lift	16	7 ' 30 "	115	5	19.1	Lift	9	12 ' 00 "	101	7	21.8	Lift	5	20 ' 00 "	89	11	24.7	520a	518a	155a	150a		
165F York Mills Stn – Canada Drive	55.96	Lift	1.5	42 ' 00 "	160	11	21.0									Lift	1.5	45 ' 00 "	177	11	19.0									554a	602a	800a	932a				
165D York Mills Stn – Major Mackenzie & Highway 400	54.31	Lift	1.5	42 ' 00 "	155	16	21.0	Lift	1	30 ' 00 "	140	0	23.3	Lift	1.5	45 ' 00 "	172	15	18.9	Lift	1	36 ' 00 "	135	9	24.1									535a	517a	943p	1054p
Combined/Average			21	6 ' 00 "																																	
		Every 7th 165 operates as a 165D					Every 4th 165 operates as a 165D					SB 165D/F trips operate via Barmac					Every 3rd 165 operates as a 165D																				
		Every 7th 165 operates as a 165F										Every 6th 165 operates as a 165D					Every 6th 165 operates as a 165F																				
Saturday	27-Nov-10																																				
165 York Mills Stn – Steeles	36.66	Lift	3.5	30 ' 00 "	92	13	23.9	Lift	3.5	30 ' 00 "	101	4	21.8	Lift	4.5	24 ' 00 "	101	7	21.8	Lift	5	24 ' 00 "	101	19	21.8	Lift	5	20 ' 00 "	93	7	23.7	546a	537a	200a	209a		
165D York Mills Stn – Major Mackenzie & Highway 400	54.31	Lift	4.5	30 ' 00 "	120	15	27.2	Lift	4.5	30 ' 00 "	131	4	24.9	Lift	5.5	24 ' 00 "	131	1	24.9	Lift	5	24 ' 00 "	120	0	27.2									531a	641a	951p	1051p
Combined/Average			8	15 ' 00 "																																	
Sunday	21-Nov-10																																				
165 York Mills Stn – Steeles	36.66	Lift	2.5	40 ' 00 "	94	6	23.4	Lift	2.5	40 ' 00 "	94	6	23.4	Lift	3	32 ' 00 "	94	2	23.4	Lift	3	30 ' 00 "	87	3	25.3	Lift	3	30 ' 00 "	87	3	25.3	817a	915a	102a	1246a		
165D York Mills Stn – Major Mackenzie & Highway 400	54.31	Lift	3.5	40 ' 00 "	125	15	26.1	Lift	3.5	40 ' 00 "	125	15	26.1	Lift	4	32 ' 00 "	125	3	26.1													841a	818a	802p	831p		
Combined/Average			6	20 ' 00 "																																	

SERVICE SUMMARY

January 2 to March 26, 2011

Route	RT dist (km) and date of last change	No. of Veh	Service interval	Run time (min)	Term time (min)	Avg spd (km/h)	No. of Veh	Service interval	Run time (min)	Term time (min)	Avg spd (km/h)	No. of Veh	Service interval	Run time (min)	Term time (min)	Avg spd (km/h)	No. of Veh	Service interval	Run time (min)	Term time (min)	Avg spd (km/h)	No. of Veh	Service interval	Run time (min)	Term time (min)	Avg spd (km/h)	First dep NB or WB	First dep SB or EB	Last dep NB or WB	Last dep SB or EB							
98 WILLOWDALE-SENLAC U	Wii																																				
Monday to Friday	24-Nov-08	Monday-Friday morning peak period						Monday-Friday midday						Monday-Friday afternoon peak period						Monday-Friday early evening						Monday-Friday late evening											
98 Steeles - Peckham via Sheppard-Yonge Stn	22.06	LF	2.5	30 ' 00 "	75	0	17.7	LF	2	30 ' 00 "	60	0	22.1	LF	2.5	30 ' 00 "	75	0	17.7	LF	2	30 ' 00 "	60	0	22.1	LF	2	30 ' 00 "	60	0	22.1	607a	534a	100a	100a		
98A Sheppard-Yonge Stn - Peckham via Senlac	10.90	LF	1.5	30 ' 00 "	39	6	16.8					LF	1.5	30 ' 00 "	39	6	16.8														540a	534a	911a	914a			
	Combined/Average		4	15 ' 00 "					2	30 ' 00 "				4	15 ' 00 "								2	30 ' 00 "				2	30 ' 00 "			302p	308p	700p	638p		
Saturday	29-Nov-08	Saturday early morning						Saturday morning						Saturday afternoon						Saturday early evening						Monday-Friday late evening											
98 Steeles - Peckham via Sheppard-Yonge Stn	22.06	LF	2	30 ' 00 "	60	0	22.1	LF	2	30 ' 00 "	60	0	22.1	LF	2	30 ' 00 "	60	0	22.1	LF	2	30 ' 00 "	60	0	22.1	LF	2	30 ' 00 "	60	0	22.1	600a	600a	100a	100a		
Sunday	23-Nov-08	Sunday morning						Sunday afternoon						Sunday early evening						Sunday late evening																	
98 Steeles - Peckham via Sheppard-Yonge Stn	22.06							LF	2	30 ' 00 "	60	0	22.1	LF	2	30 ' 00 "	60	0	22.1	LF	2	30 ' 00 "	60	0	22.1	LF	2	30 ' 00 "	60	0	22.1	830a	830a	100a	100a		
		Willowdale to Senlac is SB; Senlac to Willowdale is NB																																			
96 WILSON U	Arw	<i>96H and 96K branch designations are for internal purposes only</i>																																			
Monday to Friday	07-Sep-10	Monday-Friday morning peak period						Monday-Friday midday						Monday-Friday afternoon peak period						Monday-Friday early evening						Monday-Friday late evening											
96 York Mills Stn - Humberline & Finch	40.18																															450a	540a				
96A York Mills Stn - Carrier Dr via Kipling and John Garland	43.63	Lift	6.5	20 ' 00 "	121	9	21.7	Lift	8.5	15 ' 00 "	127	1	20.6	Lift	5.5	24 ' 00 "	128	4	20.5	Lift	4.5	24 ' 00 "	106	2	24.7	Lift	2.5	40 ' 00 "	100	0	26.2	524a	557a	100a	118a		
96B York Mills Stn - Humberline & Albion Rd	43.05	Lift	7	20 ' 00 "	130	10	19.9	Lift	8.5	15 ' 00 "	127	1	20.3	Lift	6	24 ' 00 "	134	10	19.3	Lift	4.5	24 ' 00 "	108	0	23.9	Lift	2.5	40 ' 00 "	100	0	25.8	542a	612a	120a	1250a		
96C York Mills Stn - Thistledown via Albion Rd	37.03	Lift	4.5	20 ' 00 "	89	1	25.0					Lift	4	24 ' 00 "	96	0	23.1														533a	600a	855a	937a			
96E Wilson Stn - Humber College Express	32.93	Lift	7	12 ' 00 "	84	0	23.5					Lift	7	12 ' 00 "	84	0	23.5														238p	256p	619p	643p			
96G York Mills Stn - Sheppard & Torbarrie	23.82	Lift	4	20 ' 00 "	75	5	19.1					Lift	3.5	24 ' 00 "	84	0	17.0														645a	601a	921a	905a			
96H Wilson Stn - Thistled. via Albion																															310p	314p	618p	638p			
96S to Wilson Stn	25.86							Lift	2	30 ' 00 "	60	0	25.9																		551a	631a	850a	911a			
96C To Thistledown via Albion																															325p	255p	637p	655p			
96K Wilson Stn - Tandridge & Islington																															935a	1005a	235p	235p			
96S to Wilson Stn	23.89																										Lift	2	30 ' 00 "	60	0	23.9	642p	707p	930p	900p	
96F To Tandridge and Isling. via Albion																																					
	Combined/Average		29	3 ' 32 "					19	6 ' 00 "				26	4 ' 00 "								11	8 ' 34 "				7	12 ' 00 "								
		96G operates NB on Clayson and SB on Torbarrie.																																			
		96G operates NB on Torbarrie and SB on Clayson.																																			
Saturday	11-Sep-10	Saturday early morning						Saturday morning						Saturday afternoon						Saturday early evening						Saturday late evening											
96A York Mills Stn - Carrier Dr via Kipling and John Garland	43.63	Lift	3.5	30 ' 00 "	100	5	26.2	Lift	4	30 ' 00 "	116	4	22.6																			525a	450a	1155a	1150a		
96B York Mills Stn - Humberline & Albion Rd	43.05	Lift	3.5	30 ' 00 "	102	3	25.3	Lift	4	30 ' 00 "	118	2	21.9	Lift	5.5	24 ' 00 "	118	14	21.9	Lift	5	24 ' 00 "	112	8	23.1	Lift	2.5	44 ' 00 "	105	5	24.6	1010p	1024p	106a	120a		
96D York Mills Stn - Carrier Dr & Westmore Dr	45.71													Lift	5.5	24 ' 00 "	124	8	22.1	Lift	5	24 ' 00 "	118	2	23.2								540a	534a	128a	1253a	
96H Wilson Stn - Thistled. via Albion																																					
96S to Wilson Stn	25.86	Lift	2	30 ' 00 "	60	0	25.9	Lift	2	30 ' 00 "	60	0	25.9	Lift	2	30 ' 00 "	60	0	25.9	Lift	2	30 ' 00 "	60	0	25.9									1219p	1213p	926p	943p
96C To Thistledown via Albion																																					
96K Wilson Stn - Tandridge & Islington																																					
96S to Wilson Stn	23.89																																	540a	610a	910p	940p
96F To Tandridge and Isling. via Albion																																					
	Combined/Average		9	10 ' 00 "					10	10 ' 00 "				13	8 ' 34 "								12	8 ' 34 "				7	12 ' 42 "					940p	1012p	110a	1242a



SERVICE SUMMARY

January 2 to March 26, 2011

Table for route 96 (York Mills Stn - Carrier Dr via Kipling and John Garland). Columns include RT dist, No. of Veh, Service interval, Run time, Term time, Avg spd, and First/Last dep times for NB and SB directions.

96C/HK operates EB via Tandridge before 3:00pm and WB via Tandridge after 3:00 pm.

Table for route 319 WILSON U (Overnight, 7 days a week). Columns include RT dist, No. of Veh, Service interval, Run time, Term time, Avg spd, and First/Last dep times.

Table for route 91 WOODBINE U (Monday to Friday). Columns include RT dist, No. of Veh, Service interval, Run time, Term time, Avg spd, and First/Last dep times for various peak periods.

Table for route 91C (Saturday). Columns include RT dist, No. of Veh, Service interval, Run time, Term time, Avg spd, and First/Last dep times.

Table for route 91A (Sunday). Columns include RT dist, No. of Veh, Service interval, Run time, Term time, Avg spd, and First/Last dep times.

91C/F operates NB via Laurentide before noon, and operates NB via Valley Woods after noon. 91F operates WB on Rainside during morning peak period, and operates EB via Rainside during afternoon peak period.

Table for route 92 WOODBINE SOUTH U (Monday to Friday). Columns include RT dist, No. of Veh, Service interval, Run time, Term time, Avg spd, and First/Last dep times.

Table for route 92 (Saturday). Columns include RT dist, No. of Veh, Service interval, Run time, Term time, Avg spd, and First/Last dep times.

Table for route 92 (Sunday). Columns include RT dist, No. of Veh, Service interval, Run time, Term time, Avg spd, and First/Last dep times.



SERVICE SUMMARY

January 2 to March 26, 2011

Route	RT dist (km) and date of last change	No. of					No. of					No. of					No. of					First dep NB or WB	First dep SB or EB	Last dep NB or WB	Last dep SB or EB											
		Veh type	Veh	Service interval	Run time (min)	Term time (min)	Avg spd (km/h)	Veh type	Veh	Service interval	Run time (min)	Term time (min)	Avg spd (km/h)	Veh type	Veh	Service interval	Run time (min)	Term time (min)	Avg spd (km/h)	Veh type	Veh					Service interval	Run time (min)	Term time (min)	Avg spd (km/h)							
97 YONGE U	Wii																																			
Monday to Friday	03-Jan-11	Monday-Friday morning peak period					Monday-Friday midday					Monday-Friday afternoon peak period					Monday-Friday early evening					Monday-Friday late evening														
97 Davisville Stn – Steeles	23.94																																			
97A Davisville Stn – York Mills Stn via Yonge Blvd	12.92	LF	2	30 ' 00 "	48	12	16.2								LF	2	30 ' 00 "	48	12	16.2	LF	1.5	30 ' 00 "	40	5	19.4	LF	1.5	30 ' 00 "	40	5	19.4	700p	609p	1200a	1208a
97B Queens Quay – Steeles	36.68	LF	5	30 ' 00 "	150	0	14.7								LF	5	30 ' 00 "	150	0	14.7								545a	621a	915a	851a					
97C St Clair Stn – Steeles	26.02																																			
97D St Clair Stn – York Mills Stn via Yonge Blvd	15.21						LF	3	30 ' 00 "	90	0	17.3													631a	546a	901a	846a								
Combined/Average		7 15 ' 00 "					5 15 ' 00 "					7 15 ' 00 "					4 15 ' 00 "					4 15 ' 00 "					254p	139p	558p	539p						
		97B operates via Yonge, Wellington, Bay, Queens Quay and Yonge										97B operates via Yonge, Queens Quay, Bay, Front and Yonge																								
Saturday	08-Jan-11	Saturday early morning					Saturday morning					Saturday afternoon					Saturday early evening					Saturday late evening														
97 Davisville Stn – Steeles	23.94	LF	2.5	30 ' 00 "	75	0	19.2	LF	3	30 ' 00 "	80	10	18.0	LF	3	30 ' 00 "	80	10	18.0	LF	3	30 ' 00 "	80	10	18.0	LF	2.5	30 ' 00 "	75	0	19.2	545a	553a	1245a	1253a	
97A Davisville Stn – York Mills Stn via Yonge Blvd	12.92	LF	1.5	30 ' 00 "	41	4	18.9	LF	2	30 ' 00 "	46	14	16.9	LF	2	30 ' 00 "	46	14	16.9	LF	2	30 ' 00 "	46	14	16.9	LF	1.5	30 ' 00 "	40	5	19.4	600a	555a	106a	121a	
Combined/Average		4 15 ' 00 "					5 15 ' 00 "					5 15 ' 00 "					5 15 ' 00 "					4 15 ' 00 "														
Sunday	05-Sep-10																																			
97 Davisville Stn – Steeles	23.94						LF	3	30 ' 00 "	80	10	18.0	LF	3	30 ' 00 "	80	10	18.0	LF	2.5	30 ' 00 "	75	0	19.2	LF	2.5	30 ' 00 "	75	0	19.2	900a	850a	1200a	1208a		
97A Davisville Stn – York Mills Stn via Yonge Blvd	12.92						LF	2	30 ' 00 "	46	14	16.9	LF	2	30 ' 00 "	46	14	16.9	LF	1.5	30 ' 00 "	36	9	21.5	LF	1.5	30 ' 00 "	40	5	19.4	915a	922a	1215a	1245a		
Combined/Average							5 15 ' 00 "					5 15 ' 00 "					4 15 ' 00 "					4 15 ' 00 "														
Overnight service provided by 320 YONGE																																				
1 YONGE-UNIVERSITY-SPADINA SUBWAY U	WiiSub/Egl/MTD/Wii	Temporary late evening closure for tunnel liner replacement, Sunday to Friday. Trains replaced by buses north of Eglinton Station after approximately 12:30 a.m.																																		
Monday to Friday	07-Sep-10	Monday-Friday morning peak period					Monday-Friday midday					Monday-Friday afternoon peak period					Monday-Friday early evening					Monday-Friday late evening														
1 Finch Stn – Downsview Stn	60.45	6carHT	25	4 ' 42 "	118	0	30.9	6carHT	29	4 ' 04 "	118	0	30.7	6carHT	47	2 ' 31 "	118	0	30.7	6carHT	27	4 ' 15 "	115	0	31.6	6carHT	23	4 ' 52 "	112	0	32.4	603a	540a	1141p	1215a	
1 Finch Stn – St Clair West Stn	45.06	6carHT	19	4 ' 42 "	89	0	30.3																													
Gap Trains		6carHT	3	Gap Trains																																
1 Eglinton Stn – Downsview Stn	43.46																																			
1 Eglinton Stn – Finch Stn replacement bus	22.49																																			
Combined/Average		47 2 ' 21 "					29 4 ' 04 "					48 2 ' 31 "					27 4 ' 15 "					6carHT 18 4 ' 52 " 88 0 29.8					LF 18 3 ' 00 " 54 0 25.0					118a 128a		1213a 1208a 210a 150a		
Saturday	06-Sep-08	Saturday early morning					Saturday morning					Saturday afternoon					Saturday early evening					Saturday late evening														
1 Finch Stn – Downsview Stn	60.45	6carHT	23	4 ' 52 "	112	0	32.4	6carHT	28	4 ' 03 "	113	0	32.0	6carHT	28	4 ' 03 "	113	0	32.0	6carHT	23	4 ' 52 "	112	0	32.4	6carHT	23	4 ' 52 "	112	0	32.4	600a	557a	118a	116a	
Sunday	15-Feb-09																																			
1 Finch Stn – Downsview Stn	60.45						6carHT	23	4 ' 52 "	112	0	32.4	6carHT	23	4 ' 52 "	112	0	32.4	6carHT	23	4 ' 52 "	112	0	32.4	6carHT	23	4 ' 52 "	112	0	32.4	900a	857a	1141p	1215a		
1 Eglinton Stn – Downsview Stn	43.46																																			
1 Eglinton Stn – Finch Stn replacement bus	22.49																																			
Combined/Average							6carHT 18 4 ' 52 " 88 0 29.8					LF 12 4 ' 30 " 54 0 25.0															118a 128a		1213a 1208a 210a 150a							
Finch to Downsview is SB;																																				
Downsview to Finch is NB																																				



SERVICE SUMMARY

January 2 to March 26, 2011

Route	RT dist (km) and date of last change	No. of Veh type	Service interval	Run time (min)	Term time (min)	Avg spd (km/h)	No. of Veh type	Service interval	Run time (min)	Term time (min)	Avg spd (km/h)	No. of Veh type	Service interval	Run time (min)	Term time (min)	Avg spd (km/h)	No. of Veh type	Service interval	Run time (min)	Term time (min)	Avg spd (km/h)	No. of Veh type	Service interval	Run time (min)	Term time (min)	Avg spd (km/h)	First dep NB or WB	First dep SB or EB	Last dep NB or WB	Last dep SB or EB					
320 YONGE U	Egl/MID /WII																																		
Overnight, Monday to Friday	07-Sep-10		Monday-Friday overnight 130a-330a					Monday-Friday overnight 330a-600a																											
320 Queens Quay – Steeles	35.97	LF	13	7'00"	91	0	23.7	LF	6	15'00"	90	0	24.0																						
320A Queens Quay – York Mills Stn	23.77	LF	9	7'00"	63	0	22.6																												
			22	3'30"					6	15'00"																									
			Additional service operates 500a to 600a																																
Overnight, Saturday	11-Sep-10		Saturday overnight 130a-330a					Saturday overnight 330a-600a																											
320 Queens Quay – Steeles	35.97	LF	10.5	8'40"	91	0	23.7	LF	6	15'00"	90	0	24.0																						
320A Queens Quay – York Mills Stn	23.99	LF	7.5	8'40"	64	1	22.5																												
			18	4'20"					6	15'00"																									
			Additional service operates 500a to 600a																																
Overnight, Sunday	05-Sep-10		Sunday overnight 130a-330a					Sunday overnight 330a-600a						Sunday morning 600a-900a																					
320 Queens Quay – Steeles	35.97	LF	6	15'00"	90	0	24.0	LF	6	15'00"	90	0	24.0	LF	1	12'00"	91	0	23.7																
320A Queens Quay – York Mills Stn	23.99													LF	16	4'00"	64	0	22.5																
			6	15'00"					6	15'00"					17	4'00"																			
			Every 3rd bus operates as a 320 to Steeles																																
95 YORK MILLS U	Mal/WII		Monday-Friday morning peak period					Monday-Friday midday					Monday-Friday afternoon peak period					Monday-Friday early evening						Monday-Friday late evening											
95 York Mills Stn – Kingston Rd	42.82	LF	17	8'00"	135	1	19.0	LF	8	15'00"	116	4	22.2	LF	11	12'00"	130	2	19.8	LF	7.5	15'00"	110	3	23.4	LF	7	14'00"	96	2	26.8	505a	550a	152a	151a
95A York Mills Stn – Victoria Pk	15.96	LF	8	8'00"	60	4	16.0						LF	6	12'00"	62	10	15.4																	
95B York Mills Stn – U of T Scarborough	37.64							LF	7	15'00"	102	3	22.1										LF	6.5	15'00"	90	8	25.1							
95E York Mills Stn – U of T Scarborough Express	37.64	LF	14	8'00"	108	4	20.9						LF	10	12'00"	114	6	19.8																	
	Combined/Average		39	2'40"				15	7'30"				27	4'00"				14	7'30"				7	14'00"											
Saturday	11-Sep-10		Saturday early morning					Saturday morning					Saturday afternoon					Saturday early evening					Saturday late evening												
95 York Mills Stn – Kingston Rd	42.82	LF	12	9'00"	108	0	23.8	LF	12	9'00"	108	0	23.8	LF	15	7'20"	108	2	23.8	LF	8	12'30"	100	0	25.7	LF	6	15'00"	90	0	28.5	609a	600a	130a	1245a
Sunday	05-Sep-10		Sunday early morning					Sunday morning					Sunday afternoon					Sunday early evening					Sunday late evening												
95 York Mills Stn – Kingston Rd	42.82	LF	10	11'00"	105	5	24.5	LF	10	11'00"	105	5	24.5	LF	11	10'00"	105	5	24.5	LF	6	17'30"	101	4	25.4	LF	5	18'00"	90	0	28.5	736a	830a	122a	1250a
321 YORK MILLS U	Mal		Monday-Friday overnight					Saturday overnight					Sunday overnight																						
Overnight, 7 days a week	02-Aug-09		Monday-Friday overnight					Saturday overnight					Sunday overnight																						
321 York Mills Stn – Finch via Neilson	48.28	LF	3	30'00"	90	0	32.2	LF	3	30'00"	90	0	32.2	LF	3	30'00"	90	0	32.2																
106 YORK UNIVERSITY U	WII		Monday-Friday morning peak period					Monday-Friday midday					Monday-Friday afternoon peak period					Monday-Friday early evening					Monday-Friday late evening												
Monday to Friday	07-Sep-10		Monday-Friday morning peak period					Monday-Friday midday					Monday-Friday afternoon peak period					Monday-Friday early evening					Monday-Friday late evening												
106 Downsview Stn – York University	18.07	LF	7	8'15"	57	1	18.9	LF	5	12'00"	53	7	20.5	LF	6	9'30"	57	0	19.0	LF	3	18'00"	53	1	20.5	LF	3	18'00"	50	4	21.7	601a	545a	245a	215a
Saturday	08-Jan-11		Saturday early morning					Saturday morning					Saturday afternoon					Saturday early evening					Saturday late evening												
106 Downsview Stn – York University	18.07	LF	4	15'00"	51	9	21.3	LF	4	15'00"	51	9	21.3	LF	5	12'00"	53	7	20.5	LF	3	15'00"	45	0	24.1	LF	3	15'00"	45	0	24.1	600a	600a	245a	215a
Sunday	02-Jan-11		Sunday morning					Sunday afternoon					Sunday early evening					Sunday late evening																	
106 Downsview Stn – York University	18.07	LF	4	15'00"	50	10	21.7	LF	5	12'00"	50	10	21.7	LF	3	15'00"	45	0	24.1	LF	3	15'00"	45	0	24.1	LF	3	15'00"	45	0	24.1	915a	845a	145a	1245a



SERVICE SUMMARY

January 2 to March 26, 2011

Route	RT dist (km) and date of last change	No. of					Run time					Term time					Avg spd					First dep NB or WB	First dep SB or EB	Last dep NB or WB	Last dep SB or EB											
		Veh type	Veh	Service interval	(min)	(min)	(km/h)	Veh type	Veh	Service interval	(min)	(min)	(km/h)	Veh type	Veh	Service interval	(min)	(min)	(km/h)	Veh type	Veh					Service interval	(min)	(min)	(km/h)							
196 YORK UNIVERSITY ROCKET U	Wii																																			
Monday to Friday	03-Jan-11	Monday-Friday morning peak period					Monday-Friday midday					Monday-Friday afternoon peak period					Monday-Friday early evening					Monday-Friday late evening														
196A Downsview Stn – York University Express via Sentinel	13.97	LF	18	2 ' 00 "	34	2	24.7	LF	16	2 ' 00 "	32	0	26.2	LF	15	2 ' 20 "	34	1	24.7	LF	9	3 ' 40 "	32	2	26.6	LF	3	11 ' 00 "	32	1	26.2	653a	634a	103a	121a	
196B Sheppard-Yonge Stn – York University, Express via Downsview Stn and Sentinel	23.49	LF	4	6 ' 00 "	56	4	25.2	LF	3	8 ' 00 "	54	2	26.1	LF	3	7 ' 00 "	54	2	26.1	LF	2	11 ' 00 "	52	3	27.1					700a	628a	1030p	1047p			
Combined/Average			22	2 ' 00 "					19	2 ' 00 "					18	2 ' 20 "					11	3 ' 40 "					3	11 ' 00 "								
			Every 3rd 196A operates as a 196B					Every 4th 196A operates as a 196B					Every 3rd 196A operates as a 196B					Every 3rd 196A operates as a 196B																		
Buses operate Southbound on Sentinel before Noon, and Northbound on Sentinel after noon Monday to Friday.																																				
Saturday	08-Jan-11	Saturday early morning					Saturday morning					Saturday afternoon					Saturday early evening					Saturday late evening														
196A Downsview Stn – York University Express	13.32	LF	2	15 ' 00 "	30	0	26.6	LF	2	15 ' 00 "	30	0	26.6	LF	3	12 ' 00 "	32	4	25.0	LF	2	15 ' 00 "	30	0	26.6	LF	2	15 ' 00 "	30	0	26.6	645a	700a	215a	230a	
Sunday	02-Jan-11	Sunday morning					Sunday afternoon					Sunday early evening					Sunday late evening																			
196A Downsview Stn – York University Express	13.32		LF	2	15 ' 00 "	30	0	26.6	LF	2	15 ' 00 "	30	0	26.6	LF	2	15 ' 00 "	30	0	26.6	LF	2	15 ' 00 "	30	0	26.6	LF	2	15 ' 00 "	30	0	26.6	900a	845a	100a	115a



SERVICE SUMMARY

TORONTO TRANSIT COMMISSION

January 2 to February 12, 2011

Summary of vehicles and trains in service

	MONDAY-FRIDAY						SATURDAY						SUNDAY					
	Morning	Midday	After-noon	Early Evening	Late Evening	Over-night	Early Morning	Morning	After-noon	Early Evening	Late Evening	Over-night	Early Morning	Morning	After-noon	Early Evening	Late Evening	Over-night
BUSES																		
Arrow Road Garage																		
12m lift-equipped buses	51	37	50	26	17	0	17	23	24	22	14	0	12	18	18	15	10	0
12m low-floor buses	173	112	166	87	58	9	63	99	101	86	49	9	43	78	81	66	43	9
Total, Arrow Road Garage	224	149	216	113	75	9	80	122	125	108	63	9	55	96	99	81	53	9
Birchmount Garage																		
12m low-floor buses	166	96	150	87	57	6	68	84	85	62	49	6	53	78	81	53	46	4
Total, Birchmount Garage	166	96	150	87	57	6	68	84	85	62	49	6	53	78	81	53	46	4
Eglinton Garage																		
12m non-accessible buses	0	3	3	0	0	0	0	0	0	0	0	0	0	0	0	0	0	0
12m low-floor buses	247	125	214	122	74	6	77	120	121	88	54	8	68	101	101	72	57	7
Total, Eglinton Garage	247	128	217	122	74	6	77	120	121	88	54	8	68	101	101	72	57	7
Malvern Garage																		
12m lift-equipped buses	100	47	90	44	27	1	19	41	41	27	14	1	25	35	35	20	17	1
12m low-floor buses	134	81	127	81	51	4	61	84	84	61	38	4	39	62	63	42	32	4
Total, Malvern Garage	234	128	217	125	78	5	80	125	125	88	52	5	64	97	98	62	49	5
Mount Dennis Garage																		
12m non-accessible buses	44	22	35	19	13	2	0	0	0	0	0	0	0	0	0	0	0	0
12m low-floor buses	199	119	186	101	68	4	97	148	148	100	68	5	77	115	115	84	64	5
Total, Mount Dennis	243	141	221	120	81	6	97	148	148	100	68	5	77	115	115	84	64	5
Queensway Garage																		
12m low-floor buses	120	73	119	58	44	3	46	62	66	50	38	3	34	50	53	45	38	3
Total, Queensway Garage	120	73	119	58	44	3	46	62	66	50	38	3	34	50	53	45	38	3
Wilson Garage																		
12m non-accessible buses	2	0	4	1	0	0	0	0	0	0	0	0	0	0	0	0	0	0
12m lift-equipped buses	43	30	40	23	17	0	22	33	36	23	11	0	9	28	28	11	7	0
12m low-floor buses	186	111	170	89	63	5	69	81	81	64	55	4	62	75	75	60	52	7
Total, Wilson Garage	231	141	214	113	80	5	91	114	117	87	66	4	71	103	103	71	59	7
Total, BUSES																		
12m non-accessible buses	46	25	42	20	13	2	0	0	0	0	0	0	0	0	0	0	0	0
12m lift-equipped buses	194	114	180	93	61	1	58	97	101	72	39	1	46	81	81	46	34	1
12m low-floor buses	1225	717	1132	625	415	37	481	678	686	511	351	39	376	559	569	422	332	39
Total, all buses	1465	856	1354	738	489	40	539	775	787	583	390	40	422	640	650	468	366	40

Notes:

SERVICE OUTSIDE TORONTO

Service is operated outside Toronto on the following routes:

160 BATHURST NORTH, 17 BIRCHMOUNT, 105 DUFFERIN NORTH, 37 ISLINGTON, 35 JANE, 107 KEELE NORTH, 58 MALTON, 102 MARKHAM RD., 129 MCCOWAN NORTH, 24 VICTORIA PARK, 224 VICTORIA PARK NORTH, 68 WARDEN and 165 WESTON RD NORTH.

Vehicle numbers include vehicles required for City and/or TTC construction.

	MONDAY-FRIDAY						SATURDAY						SUNDAY					
	Morning	Midday	After-noon	Early Evening	Late Evening	Over-night	Early Morning	Morning	After-noon	Early Evening	Late Evening	Over-night	Early Morning	Morning	After-noon	Early Evening	Late Evening	Over-night
STREETCARS																		
Roncesvalles Carhouse																		
CLRVs	84	60	81	50	31	2	37	59	59	38	27	2	27	48	48	29	25	2
ALRVs	25	18	18	17	14	2	12	22	22	17	13	2	8	17	17	13	8	2
Total, Roncesvalles	109	78	99	67	45	4	49	81	81	55	40	4	35	65	65	42	33	4
Russell Carhouse																		
CLRVs	78	61	76	45	23	1	29	52	52	38	23	1	23	45	45	31	21	1
ALRVs	13	13	13	13	9	1	9	18	18	14	9	1	7	12	12	11	9	1
Total, Russell Carhouse	91	74	89	58	32	2	38	70	70	52	32	2	30	57	57	42	30	2
Total, STREETCARS																		
CLRVs	162	121	157	95	54	3	66	111	111	76	50	3	50	93	93	60	46	3
ALRVs	38	31	31	30	23	3	21	40	40	31	22	3	15	29	29	24	17	3
Total, all streetcars	200	152	188	125	77	6	87	151	151	107	72	6	65	122	122	84	63	6
SUBWAY																		
Wilson Carhouse																		
4-car subway trains	4	4	4	4	4	0	4	4	4	4	4	0	0	4	4	4	4	0
6-car subway trains	47	29	48	27	23	0	23	28	28	23	23	0	0	23	23	23	23	0
Greenwood Carhouse																		
6-car subway trains	43	24	40	24	20	0	20	20	21	20	20	0	0	20	20	20	20	0
Total, SUBWAY TRAINS																		
4-car subway trains	4	4	4	4	4	0	4	4	4	4	4	0	0	4	4	4	4	0
6-car subway trains	90	53	88	51	43	0	43	48	49	43	43	0	0	43	43	43	43	0
Total, all subway trains	94	57	92	55	47	0	47	52	53	47	47	0	0	47	47	47	47	0
McCowan Carhouse																		
4-car RT trains	6	4	6	4	4	0	4	4	4	4	4	0	0	4	4	4	4	0

ARTICULATED STREETCARS (ALRVs)

Monday to Friday ALRVs are used on 501 QUEEN, some morning peak-period runs on 504 KING

On Saturdays ALRVs are used on 501 QUEEN

On Sundays ALRVs are used on 501 QUEEN and, from May to August, on 511 BATHURST.



SERVICE SUMMARY

February 13 to March 26, 2011

TORONTO TRANSIT COMMISSION

Summary of vehicles and trains in service

	MONDAY-FRIDAY						SATURDAY						SUNDAY					
	Morning	Midday	After-noon	Early Evening	Late Evening	Over-night	Early Morning	Morning	After-noon	Early Evening	Late Evening	Over-night	Early Morning	Morning	After-noon	Early Evening	Late Evening	Over-night
BUSES																		
Arrow Road Garage																		
12m lift-equipped buses	51	37	50	26	17	0	17	23	24	22	14	0	12	18	18	15	10	0
12m low-floor buses	173	112	167	87	58	9	63	99	101	86	49	9	43	78	81	66	43	9
Total, Arrow Road Garage	224	149	217	113	75	9	80	122	125	108	63	9	55	96	99	81	53	9
Birchmount Garage																		
12m low-floor buses	166	96	150	87	57	6	68	84	85	62	49	6	53	78	81	53	46	4
Total, Birchmount Garage	166	96	150	87	57	6	68	84	85	62	49	6	53	78	81	53	46	4
Eglinton Garage																		
12m non-accessible buses	0	3	3	0	0	0	0	0	0	0	0	0	0	0	0	0	0	0
12m low-floor buses	247	125	214	122	74	6	77	120	121	88	54	8	68	101	101	72	57	7
Total, Eglinton Garage	247	128	217	122	74	6	77	120	121	88	54	8	68	101	101	72	57	7
Malvern Garage																		
12m lift-equipped buses	100	47	90	44	27	1	19	41	41	27	14	1	25	35	35	20	17	1
12m low-floor buses	134	81	127	81	51	4	61	84	84	61	38	4	39	62	63	42	32	4
Total, Malvern Garage	234	128	217	125	78	5	80	125	125	88	52	5	64	97	98	62	49	5
Mount Dennis Garage																		
12m non-accessible buses	44	22	35	19	13	2	0	0	0	0	0	0	0	0	0	0	0	0
12m low-floor buses	202	122	188	103	68	4	98	151	151	102	68	5	78	117	117	85	64	5
Total, Mount Dennis	246	144	223	122	81	6	98	151	151	102	68	5	78	117	117	85	64	5
Queensway Garage																		
12m low-floor buses	120	73	119	58	44	3	46	62	66	50	38	3	34	50	53	45	38	3
Total, Queensway Garage	120	73	119	58	44	3	46	62	66	50	38	3	34	50	53	45	38	3
Wilson Garage																		
12m non-accessible buses	2	0	4	1	0	0	0	0	0	0	0	0	0	0	0	0	0	0
12m lift-equipped buses	45	32	42	24	17	0	23	34	37	23	11	0	10	29	29	11	7	0
12m low-floor buses	186	111	170	89	63	5	69	81	81	64	55	4	62	75	75	60	52	7
Total, Wilson Garage	233	143	216	114	80	5	92	115	118	87	66	4	72	104	104	71	59	7
Total, BUSES																		
12m non-accessible buses	46	25	42	20	13	2	0	0	0	0	0	0	0	0	0	0	0	0
12m lift-equipped buses	196	116	182	94	61	1	59	98	102	72	39	1	47	82	82	46	34	1
12m low-floor buses	1228	720	1135	627	415	37	482	681	689	513	351	39	377	561	571	423	332	39
Total, all buses	1470	861	1359	741	489	40	541	779	791	585	390	40	424	643	653	469	366	40

Notes:

SERVICE OUTSIDE TORONTO

Service is operated outside Toronto on the following routes:

160 BATHURST NORTH, 17 BIRCHMOUNT, 105 DUFFERIN NORTH, 37 ISLINGTON, 35 JANE, 107 KEELE NORTH, 58 MALTON, 102 MARKHAM RD, 129 MCCOWAN NORTH, 24 VICTORIA PARK, 224 VICTORIA PARK NORTH, 68 WARDEN and 165 WESTON RD NORTH.

Vehicle numbers include vehicles required for City and/or TTC construction.

	MONDAY-FRIDAY						SATURDAY						SUNDAY					
	Morning	Midday	After-noon	Early Evening	Late Evening	Over-night	Early Morning	Morning	After-noon	Early Evening	Late Evening	Over-night	Early Morning	Morning	After-noon	Early Evening	Late Evening	Over-night
STREETCARS																		
Roncesvalles Carhouse																		
CLRVs	84	60	81	50	31	2	37	59	59	38	27	2	27	48	48	29	25	2
ALRVs	25	18	18	17	14	2	12	22	22	17	13	2	8	17	17	13	8	2
Total, Roncesvalles	109	78	99	67	45	4	49	81	81	55	40	4	35	65	65	42	33	4
Russell Carhouse																		
CLRVs	78	61	76	45	23	1	29	52	52	38	23	1	23	45	45	31	21	1
ALRVs	13	13	13	13	9	1	9	18	18	14	9	1	7	12	12	11	9	1
Total, Russell Carhouse	91	74	89	58	32	2	38	70	70	52	32	2	30	57	57	42	30	2
Total, STREETCARS																		
CLRVs	162	121	157	95	54	3	66	111	111	76	50	3	50	93	93	60	46	3
ALRVs	38	31	31	30	23	3	21	40	40	31	22	3	15	29	29	24	17	3
Total, all streetcars	200	152	188	125	77	6	87	151	151	107	72	6	65	122	122	84	63	6
SUBWAY																		
Wilson Carhouse																		
4-car subway trains	4	4	4	4	4	0	4	4	4	4	4	0	0	4	4	4	4	0
6-car subway trains	47	29	48	27	23	0	23	28	28	23	23	0	0	23	23	23	23	0
Greenwood Carhouse																		
6-car subway trains	43	24	40	24	20	0	20	20	21	20	20	0	0	20	20	20	20	0
Total, SUBWAY TRAINS																		
4-car subway trains	4	4	4	4	4	0	4	4	4	4	4	0	0	4	4	4	4	0
6-car subway trains	90	53	88	51	43	0	43	48	49	43	43	0	0	43	43	43	43	0
Total, all subway trains	94	57	92	55	47	0	47	52	53	47	47	0	0	47	47	47	47	0
McCowan Carhouse																		
4-car RT trains	6	4	6	4	4	0	4	4	4	4	4	0	0	4	4	4	4	0

ARTICULATED STREETCARS (ALRVs)

Monday to Friday ALRVs are used on 501 QUEEN, some morning peak-period runs on 504 KING

On Saturdays ALRVs are used on 501 QUEEN

On Sundays ALRVs are used on 501 QUEEN and, from May to August, on 511 BATHURST.

Alphabetical list of routes, with route direction and operating division

BUSES

192 Airport Rocket	NS	Qsy
117 Alness	NS	Wil
99 Arrow Rd	NS	Arw
5 Avenue Rd	NS	MtD
61 Avenue Rd North	NS	Wil
7 Bathurst	NS	Wil
160 Bathurst North	NS	Wil
310 Bathurst	NS	Wil
6 Bay	NS	MtD
11 Bayview	NS	Wil
9 Bellamy	NS	Bir
17 Birchmount	NS	Egl
49 Bloor West	EW	Qsy
300 Bloor-Danforth	EW	B/E/MtD/Q
21 Brimley	NS	Mal
8 Broadview	NS	Bir
50 Burnhamthorpe	EW	Qsy
120 Calvington	EW	Arw
126 Christie	NS	MtD
20 Cliffside	EW	Bir
87 Cosburn	EW	Bir
22 Coxwell	NS	Bir
322 Coxwell	NS	Bir
42 Cummer	EW	Wil
113 Danforth	EW	Bir
302 Danforth Rd-McCowan	NS	Bir
127 Davenport	EW	MtD
28 Davisville	EW	Wil
23 Dawes	NS	Bir
25 Don Mills	NS	Egl
303 Don Mills	NS	Egl
108 Downsview	EW	Arw
142 Downtown/Avenue Rd Express	NS	Wil
143 Downtown/Beach Express	EW	Bir
144 Downtown/Don Valley Express	NS	Egl
145 Downtown/Humber Bay Express	NS	Qsy
141 Downtown/Mt Pleasant Express	NS	MtD
125 Drewry	EW	Wil
29 Dufferin	NS	Wil
329 Dufferin	NS	MtD/Wil
105 Dufferin North	NS	Wil
26 Dupont	EW	MtD
111 East Mall	NS	Qsy
404 East York Community Bus	EW	W-T
34 Eglinton East	EW	Egl
305 Eglinton East	EW	Egl
32 Eglinton West	EW	MtD
307 Eglinton West	EW	MtD
405 Etobicoke Community Bus	EW	W-T
15 Evans	EW	Qsy
193 Exhibition Rocket	NS	Wil
104 Faywood	NS	Wil

39 Finch East	EW	Mal
308 Finch East	EW	Arw/Mal
36 Finch West	EW	Arw
309 Finch West	EW	Arw/Mal
139 Finch-Don Mills	EW	Mal
199 Finch Rocket	EW	Mal
100 Flemingdon Park	NS	Egl
33 Forest Hill	NS	Wil
135 Gerrard	EW	Bir
14 Glencairn	EW	Wil
122 Graydon Hall	EW	Wil
31 Greenwood	NS	Bir
38 Highland Creek	EW	Mal
191 Highway 27 Rocket	NS	Arw
169 Huntingwood	EW	Egl
37 Islington	NS	Arw
311 Islington	NS	Arw
110 Islington South	NS	Qsy
35 Jane	NS	Arw
313 Jane	NS	Arw
83 Jones	NS	Bir
40 Junction	EW	MtD
41 Keele	NS	MtD
107 Keele North	NS	Wil
43 Kennedy	NS	Egl
12 Kingston Rd	EW	Bir
45 Kipling	NS	Qsy
44 Kipling South	NS	Qsy
30 Lambton	EW	Qsy
47 Lansdowne	NS	MtD
54 Lawrence East	EW	Egl
354 Lawrence East	EW	Egl
400 Lawrence Manor Community Bus	EW	W-T
52 Lawrence West	EW	MtD
352 Lawrence West	EW	MtD
162 Lawrence-Donway	EW	Wil
56 Leaside	NS	Wil
51 Leslie	NS	Wil
64 Main	NS	Bir
58 Malton	EW	MtD
59 Maple Leaf	EW	MtD
102 Markham Rd	NS	Bir
46 Martin Grove	NS	Arw
16 McCowan	NS	Bir
129 McCowan North	NS	Mal
130 Middlefield	NS	Mal
57 Midland	NS	Bir
132 Milner	EW	Mal
116 Morningside	EW	Egl
62 Mortimer	EW	Bir
171 Mt Dennis	NS	MtD
74 Mt Pleasant	NS	Wil

103 Mt Pleasant North	NS	Wil
133 Neilson	NS	Mal
131 Nugget	EW	Mal
70 O'Connor	EW	Egl
63 Ossington	NS	MtD
316 Ossington	NS	MtD/Wil
72 Pape	NS	Bir
101 Parc Downsview Park	EW	Arw
402 Parkdale Community Bus	NS	W-T
65 Parliament	NS	Bir
67 Pharmacy	NS	Egl
167 Pharmacy North	NS	Bir
66 Prince Edward	NS	Qsy
134 Progress	NS	Mal
80 Queensway	EW	Qsy
109 Ranee	NS	Wil
48 Rathburn	EW	Qsy
161 Rogers Rd	EW	MtD
82 Rosedale	EW	Wil
73 Royal York	NS	Qsy
76 Royal York South	NS	Qsy
71 Runnymede	NS	MtD
86 Scarborough	EW	Egl
190 Scarborough Centre Rocket	EW	Mal
79 Scarlett Rd	NS	MtD
85 Sheppard East	EW	Mal
385 Sheppard East	EW	Mal
84 Sheppard West	EW	Arw
75 Sherbourne	NS	Wil
123 Shorncliffe	NS	Qsy
115 Silver Hills	EW	Wil
403 South Don Mills Community Bus	NS	W-T
88 South Leaside	EW	Wil
78 St Andrews	EW	Wil
312 St Clair	EW	Arw
53 Steeles East	EW	Mal
353 Steeles East	EW	Mal
60 Steeles West	EW	Arw
124 Sunnybrook	EW	Wil
77 Swansea	NS	MtD
168 Symington	NS	MtD
81 Thornccliffe Park	NS	Bir
10 Van Horne	EW	Wil
90 Vaughan	NS	MtD
24 Victoria Park	NS	Bir
324 Victoria Park	NS	Bir
224 Victoria Park North	NS	Egl
68 Warden	NS	Egl
69 Warden South	NS	Bir
55 Warren Park	NS	MtD
94 Wellesley	EW	MtD
112 West Mall	NS	Qsy
89 Weston	NS	MtD

165 Weston Rd North	EW	Arw
98 Willowdale-Senlac	EW	Wil
96 Wilson	EW	Arw
319 Wilson	EW	Arw
91 Woodbine	NS	Bir
92 Woodbine South	NS	Bir
97 Yonge	NS	Wil
320 Yonge	NS	Egl/Wil/MtD
95 York Mills	EW	Mal/Wil
321 York Mills	EW	Mal
106 York University	NS	Wil
196 York University Rocket	NS	Wil

STREETCARS

511 Bathurst	NS	Ron
506 Carlton	EW	Ron/Rus
306 Carlton	EW	Ron/Rus
502 Downtowner	EW	Rus
505 Dundas	EW	Ron/Rus
509 Harbourfront	EW	Ron
504 King	EW	Ron/Rus
503 Kingston Rd	EW	Rus
508 Lake Shore	EW	Ron
501 Queen	EW	Ron/Rus
301 Queen	EW	Ron/Rus
510 Spadina	NS	Rus
512 St Clair	EW	Ron

RAPID TRANSIT

1 Yonge-University-Spadina Subway	NS	WilSub
2 Bloor-Danforth Subway	EW	DanSub
3 Scarborough RT	NS	DanSub
4 Sheppard Subway	EW	WilSub

- ⚡ — Transit-priority traffic signals on route
- ♿ — Accessible service using lift-equipped buses
- ♿ — Accessible service using low-floor buses
- 🚲 — Bike rack service
- ✂ — Seasonal, special-event, or temporary construction service

160 of 169 bus routes are accessible
 155 of 169 bus routes are bike rack equipped

Numerical list of routes, with route direction and operating division

BUSES

5 Avenue Rd	NS	MtD
6 Bay	NS	MtD
7 Bathurst	NS	Wil
8 Broadview	NS	Bir
9 Bellamy	NS	Bir
10 Van Horne	EW	Wil
11 Bayview	NS	Wil
12 Kingston Rd	EW	Bir
14 Glencairn	EW	Wil
15 Evans	EW	Qsy
16 McCowan	NS	Bir
17 Birchmount	NS	Egl
20 Cliffside	EW	Bir
21 Brimley	NS	Mal
22 Coxwell	NS	Bir
23 Dawes	NS	Bir
24 Victoria Park	NS	Bir
25 Don Mills	NS	Egl
26 Dupont	EW	MtD
28 Davisville	EW	Wil
29 Dufferin	NS	Wil
30 Lambton	EW	Qsy
31 Greenwood	NS	Bir
32 Eglinton West	EW	MtD
33 Forest Hill	NS	Wil
34 Eglinton East	EW	Egl
35 Jane	NS	Arw
36 Finch West	EW	Arw
37 Islington	NS	Arw
38 Highland Creek	EW	Mal
39 Finch East	EW	Mal
40 Junction	EW	MtD
41 Keele	NS	MtD
42 Cummer	EW	Wil
43 Kennedy	NS	Egl
44 Kipling South	NS	Qsy
45 Kipling	NS	Qsy
46 Martin Grove	NS	Arw
47 Lansdowne	NS	MtD
48 Rathburn	EW	Qsy
49 Bloor West	EW	Qsy
50 Burnhamthorpe	EW	Qsy
51 Leslie	NS	Wil
52 Lawrence West	EW	MtD
53 Steeles East	EW	Mal
54 Lawrence East	EW	Egl
55 Warren Park	NS	MtD
56 Leaside	NS	Wil
57 Midland	NS	Bir
58 Malton	EW	MtD

59 Maple Leaf	EW	MtD
60 Steeles West	EW	Arw
61 Avenue Rd North	NS	Wil
62 Mortimer	EW	Bir
63 Ossington	NS	MtD
64 Main	NS	Bir
65 Parliament	NS	Bir
66 Prince Edward	NS	Qsy
67 Pharmacy	NS	Egl
68 Warden	NS	Egl
69 Warden South	NS	Bir
70 O'Connor	EW	Egl
71 Runnymede	NS	MtD
72 Pape	NS	Bir
73 Royal York	NS	Qsy
74 Mt Pleasant	NS	Wil
75 Sherbourne	NS	Wil
76 Royal York South	NS	Qsy
77 Swansea	NS	MtD
78 St Andrews	EW	Wil
79 Scarlett Rd	NS	MtD
80 Queensway	EW	Qsy
81 Thorncliffe Park	NS	Bir
82 Rosedale	EW	Wil
83 Jones	NS	Bir
84 Sheppard West	EW	Arw
85 Sheppard East	EW	Mal
86 Scarborough	EW	Egl
87 Cosburn	EW	Bir
88 South Leaside	EW	Wil
89 Weston	NS	MtD
90 Vaughan	NS	MtD
91 Woodbine	NS	Bir
92 Woodbine South	NS	Bir
94 Wellesley	EW	MtD
95 York Mills	EW	Mal/Wil
96 Wilson	EW	Arw
97 Yonge	NS	Wil
98 Willowdale-Senlac	EW	Wil
99 Arrow Rd	NS	Arw
100 Flemingdon Park	NS	Egl
101 Parc Downsview Park	EW	Arw
102 Markham Rd	NS	Bir
103 Mt Pleasant North	NS	Wil
104 Faywood	NS	Wil
105 Dufferin North	NS	Wil
106 York University	NS	Wil
107 Keele North	NS	Wil
108 Downsview	EW	Arw
109 Ranee	NS	Wil
110 Islington South	NS	Qsy

111 East Mall	NS	Qsy
112 West Mall	NS	Qsy
113 Danforth	EW	Bir
115 Silver Hills	EW	Wil
116 Morningside	EW	Egl
117 Alness	NS	Wil
120 Calvington	EW	Arw
122 Graydon Hall	EW	Wil
123 Shorncliffe	NS	Qsy
124 Sunnybrook	EW	Wil
125 Drewry	EW	Wil
126 Christie	NS	MtD
127 Davenport	EW	MtD
129 McCowan North	NS	Mal
130 Middlefield	NS	Mal
131 Nugget	EW	Mal
132 Milner	EW	Mal
133 Neilson	NS	Mal
134 Progress	NS	Mal
135 Gerrard	EW	Bir
139 Finch-Don Mills	EW	Mal
141 Downtown/Mt Pleasant Express	NS	MtD
142 Downtown/Avenue Rd Express	NS	Wil
143 Downtown/Beach Express	EW	Bir
144 Downtown/Don Valley Express	NS	Egl
145 Downtown/Humber Bay Express	NS	Qsy
160 Bathurst North	NS	Wil
161 Rogers Rd	EW	MtD
162 Lawrence-Donway	EW	Wil
165 Weston Rd North	EW	Arw
167 Pharmacy North	NS	Bir
168 Symington	NS	MtD
169 Huntingwood	EW	Egl
171 Mt Dennis	NS	MtD
190 Scarborough Centre Rocket	EW	Mal
191 Highway 27 Rocket	NS	Arw
192 Airport Rocket	NS	Qsy
193 Exhibition Rocket	NS	Wil
196 York University Rocket	NS	Wil
199 Finch Rocket	EW	Mal
224 Victoria Park North	NS	Egl
300 Bloor-Danforth	EW	B/E/MtD/Q
302 Danforth Rd-McCowan	NS	Bir
303 Don Mills	NS	Egl
305 Eglinton East	EW	Egl
307 Eglinton West	EW	MtD
308 Finch East	EW	Arw/Mal
309 Finch West	EW	Arw/Mal
310 Bathurst	NS	Wil
311 Islington	NS	Arw
312 St Clair	EW	Arw

313 Jane	NS	Arw
316 Ossington	NS	MtD/Wil
319 Wilson	EW	Arw
320 Yonge	NS	Egl/Wil/MtD
321 York Mills	EW	Mal
322 Coxwell	NS	Bir
324 Victoria Park	NS	Bir
329 Dufferin	NS	MtD/Wil
352 Lawrence West	EW	MtD
353 Steeles East	EW	Mal
354 Lawrence East	EW	Egl
385 Sheppard East	EW	Mal
400 Lawrence Manor Community Bus	EW	W-T
402 Parkdale Community Bus	NS	W-T
403 South Don Mills Community Bus	NS	W-T
404 East York Community Bus	EW	W-T
405 Etobicoke Community Bus	EW	W-T

STREETCARS

301 Queen	EW	Ron/Rus
306 Carlton	EW	Ron/Rus
501 Queen	EW	Ron/Rus
502 Downtowner	EW	Rus
503 Kingston Rd	EW	Rus
504 King	EW	Ron/Rus
505 Dundas	EW	Ron/Rus
506 Carlton	EW	Ron/Rus
508 Lake Shore	EW	Ron
509 Harbourfront	EW	Ron
510 Spadina	NS	Rus
511 Bathurst	NS	Ron
512 St Clair	EW	Ron

RAPID TRANSIT

1 Yonge-University-Spadina Subway	NS	WilSub
2 Bloor-Danforth Subway	EW	DanSub
3 Scarborough RT	NS	DanSub
4 Sheppard Subway	EW	WilSub

- ☞ — Transit-priority traffic signals on route
- ♿ — Accessible service using lift-equipped buses
- ♿ — Accessible service using low-floor buses
- 🚲 — Bike rack service
- 🏗️ — Seasonal, special-event, or temporary construction service

160 of 169 bus routes are accessible
 155 of 169 bus routes are bike rack equipped

List of routes by operating division, November 2010

Toronto Transit Commission

ARROW ROAD DIVISION

99 Arrow Rd	NS	Arw
120 Calvington	EW	Arw
108 Downsview	EW	Arw
36 Finch West	EW	Arw
308 Finch East	EW	Arw/Mal
309 Finch West	EW	Arw/Mal
191 Highway 27 Rocket	NS	Arw
37 Islington	NS	Arw
311 Islington	NS	Arw
35 Jane	NS	Arw
313 Jane	NS	Arw
46 Martin Grove	NS	Arw
101 Parc Downsview Park	EW	Arw
84 Sheppard West	EW	Arw
312 St Clair	EW	Arw
60 Steeles West	EW	Arw
165 Weston Rd North	EW	Arw
96 Wilson	EW	Arw
319 Wilson	EW	Arw

BIRCHMOUNT DIVISION

9 Bellamy	NS	Bir
300 Bloor-Danforth	EW	B/E/MtD/Q
8 Broadview	NS	Bir
20 Cliffside	EW	Bir
87 Cosburn	EW	Bir
22 Coxwell	NS	Bir
322 Coxwell	NS	Bir
113 Danforth	EW	Bir
302 Danforth Rd-McCowan	NS	Bir
23 Dawes	NS	Bir
143 Downtown/Beach Express	EW	Bir
135 Gerrard	EW	Bir
31 Greenwood	NS	Bir
83 Jones	NS	Bir
12 Kingston Rd	EW	Bir
64 Main	NS	Bir
102 Markham Rd	NS	Bir
16 McCowan	NS	Bir
57 Midland	NS	Bir
62 Mortimer	EW	Bir
72 Pape	NS	Bir
65 Parliament	NS	Bir
167 Pharmacy North	NS	Bir
81 Thorncliffe Park	NS	Bir
24 Victoria Park	NS	Bir
324 Victoria Park	NS	Bir
69 Warden South	NS	Bir
91 Woodbine	NS	Bir
92 Woodbine South	NS	Bir

DANFORTH DIVISION

2 Bloor-Danforth Subway	EW	DanSub
3 Scarborough RT	NS	DanSub

EGLINTON DIVISION

17 Birchmount	NS	Egl
300 Bloor-Danforth	EW	B/E/MtD/Q
25 Don Mills	NS	Egl
303 Don Mills	NS	Egl
144 Downtown/Don Valley Express	NS	Egl
34 Eglinton East	EW	Egl
305 Eglinton East	EW	Egl
100 Flemingdon Park	NS	Egl
169 Huntingwood	EW	Egl
43 Kennedy	NS	Egl
54 Lawrence East	EW	Egl
354 Lawrence East	EW	Egl
116 Morningside	EW	Egl
70 O'Connor	EW	Egl
67 Pharmacy	NS	Egl
86 Scarborough	EW	Egl
224 Victoria Park North	NS	Egl
68 Warden	NS	Egl
320 Yonge	NS	Egl/Wil/MtD

MALVERN DIVISION

21 Brimley	NS	Mal
39 Finch East	EW	Mal
308 Finch East	EW	Arw/Mal
309 Finch West	EW	Arw/Mal
139 Finch-Don Mills	EW	Mal
38 Highland Creek	EW	Mal
129 McCowan North	NS	Mal
130 Middlefield	NS	Mal
132 Milner	EW	Mal
133 Neilson	NS	Mal
131 Nugget	EW	Mal
134 Progress	NS	Mal
190 Scarborough Centre Rocket	EW	Mal
199 Finch Rocket	EW	Mal
85 Sheppard East	EW	Mal
385 Sheppard East	EW	Mal
53 Steeles East	EW	Mal
353 Steeles East	EW	Mal
95 York Mills	EW	Mal/Wil
321 York Mills	EW	Mal

MOUNT DENNIS DIVISION

5 Avenue Rd	NS	MtD
6 Bay	NS	MtD
300 Bloor-Danforth	EW	B/E/MtD/Q
126 Christie	NS	MtD
127 Davenport	EW	MtD
141 Downtown/Mt Pleasant Express	NS	MtD
329 Dufferin	NS	MtD/Wil
26 Dupont	EW	MtD
32 Eglinton West	EW	MtD
307 Eglinton West	EW	MtD
40 Junction	EW	MtD
41 Keele	NS	MtD

47 Lansdowne	NS	MtD
52 Lawrence West	EW	MtD
352 Lawrence West	EW	MtD
58 Malton	EW	MtD
59 Maple Leaf	EW	MtD
171 Mt Dennis	NS	MtD
63 Ossington	NS	MtD
316 Ossington	NS	MtD/Wil
161 Rogers Rd	EW	MtD
71 Runnymede	NS	MtD
79 Scarlett Rd	NS	MtD
77 Swansea	NS	MtD
168 Symington	NS	MtD
90 Vaughan	NS	MtD
55 Warren Park	NS	MtD
94 Wellesley	EW	MtD
89 Weston	NS	MtD
320 Yonge	NS	Egl/Wil/MtD

QUEENSWAY DIVISION

192 Airport Rocket	NS	Qsy
49 Bloor West	EW	Qsy
300 Bloor-Danforth	EW	B/E/MtD/Q
50 Burnhamthorpe	EW	Qsy
145 Downtown/Humber Bay Express	NS	Qsy
111 East Mall	NS	Qsy
15 Evans	EW	Qsy
110 Islington South	NS	Qsy
44 Kipling South	NS	Qsy
45 Kipling	NS	Qsy
30 Lambton	EW	Qsy
66 Prince Edward	NS	Qsy
80 Queensway	EW	Qsy
48 Rathburn	EW	Qsy
73 Royal York	NS	Qsy
76 Royal York South	NS	Qsy
123 Shorncliffe	NS	Qsy
112 West Mall	NS	Qsy

RONCESVALLES DIVISION

511 Bathurst	NS	Ron
506 Carlton	EW	Ron/Rus
306 Carlton	EW	Ron/Rus
505 Dundas	EW	Ron/Rus
509 Harbourfront	EW	Ron
504 King	EW	Ron/Rus
508 Lake Shore	EW	Ron
501 Queen	EW	Ron/Rus
301 Queen	EW	Ron/Rus
512 St Clair	EW	Ron

RUSSELL DIVISION

506 Carlton	EW	Ron/Rus
306 Carlton	EW	Ron/Rus
502 Downtowner	EW	Rus
505 Dundas	EW	Ron/Rus
504 King	EW	Ron/Rus

503 Kingston Rd	EW	Rus
501 Queen	EW	Ron/Rus
301 Queen	EW	Ron/Rus
510 Spadina	NS	Rus

WILSON DIVISION — BUS

117 Ainess	NS	Wil
61 Avenue Rd North	NS	Wil
7 Bathurst	NS	Wil
160 Bathurst North	NS	Wil
310 Bathurst	NS	Wil
11 Bayview	NS	Wil
42 Cummer	EW	Wil
28 Davisville	EW	Wil
142 Downtown/Avenue Rd Express	NS	Wil
125 Drewry	EW	Wil
29 Dufferin	NS	Wil
105 Dufferin North	NS	Wil
329 Dufferin	NS	MtD/Wil
193 Exhibition Rocket	NS	Wil
104 Faywood	NS	Wil
33 Forest Hill	NS	Wil
14 Glencairn	EW	Wil
122 Graydon Hall	EW	Wil
107 Keele North	NS	Wil
162 Lawrence-Donway	EW	Wil
56 Leaside	NS	Wil
51 Leslie	NS	Wil
74 Mt Pleasant	NS	Wil
103 Mt Pleasant North	NS	Wil
316 Ossington	NS	MtD/Wil
109 Ranee	NS	Wil
82 Rosedale	EW	Wil
75 Sherbourne	NS	Wil
115 Silver Hills	EW	Wil
88 South Leaside	EW	Wil
78 St Andrews	EW	Wil
124 Sunnybrook	EW	Wil
10 Van Horne	EW	Wil
98 Willowdale-Senlac	EW	Wil
97 Yonge	NS	Wil
320 Yonge	NS	Egl/Wil/MtD
95 York Mills	EW	Mal/Wil
106 York University	NS	Wil
196 York University Rocket	NS	Wil

WILSON DIVISION — SUBWAY

1 Yonge-University-Spadina Subway	NS	WilSub
4 Sheppard Subway	EW	WilSub




























WHEEL-TRANS OPERATIONS

404 East York Community Bus	EW	W-T
400 Lawrence Manor Community Bus	EW	W-T
402 Parkdale Community Bus	NS	W-T
403 South Don Mills Community Bus	NS	W-T
405 Etobicoke Community Bus	EW	W-T












List of rapid transit stations, with connecting routes














November 2010

1 YONGE-UNIVERSITY-SPADINA SUBWAY

Finch  & 	36, 39, 42, 53, 60, 97, 125, 199, GO buses, York Region Transit, VIVA, Brampton Transit
North York Centre  & 	97, GO buses
Sheppard-Yonge  & 	4, 84, 85, 97, 98, 196, GO buses
York Mills  & 	78, 95, 96, 97, 115, 122, 165, GO buses
Lawrence 	52, 97, 124, 162
Eglinton  & 	5, 32, 34, 51, 54, 56, 61, 97, 100, 103
Davisville  & 	11, 14, 28, 97
St Clair  & 	74, 88, 97, 512
Summerhill 	97
Rosedale 	82, 97
Bloor-Yonge  & 	2, 97
Wellesley  & 	94, 97
College 	97, 506
Dundas  & 	97, 505
Queen  & 	97, 141, 142, 143, 144, 501, 502
King 	97, 503, 504, 508
Union &	6, 72, 97, 503, 509, 510, GO trains/buses
St Andrew (King Street)	503, 504, 508
Osgoode (Queen Street) &	141, 142, 143, 144, 501, 502
St Patrick (Dundas Street)	142, 505
Queen's Park (College Street) &	5, 142, 506
Museum	5, 94, 142
St George &	2, 26
Spadina *	2, 127, 510
Dupont	26, 127
St Clair West	7, 33, 90, 126, 512
Eglinton West &	32, 63, 109
Glencairn	14
Lawrence West &	52, 58, 59, 109, 400
Yorkdale	47, 109, GO buses, York Region Transit
Wilson	7, 29, 96, 104, 120, 160, 165
Downsview &	84, 101, 105, 106, 107, 108, 117, 196, VIVA










2 BLOOR-DANFORTH SUBWAY

Kipling  & 	30, 44, 45, 46, 49, 111, 112, 123, 191, 192, GO trains
Islington 	37, 50, 110, Mississauga Transit
Royal York 	15, 48, 73, 76
Old Mill 	66
Jane  & 	26, 35, 55
Runnymede  & 	71, 77, 79
High Park 	30
Keele 	41, 80, 89









Dundas West  & 	40, 168, 193 ✱, 504, 505, GO trains
Lansdowne 	47
Dufferin 	29, 402
Ossington 	63, 94, 161
Christie 	126
Bathurst  & 	7, 511
Spadina  &  *	1, 127, 510
St George  & 	1, 26
Bay (Yorkville) 	6
Bloor-Yonge &	1, 97
Sherbourne	75
Castle Frank &	65, 94
Broadview &	8, 62, 87, 100, 504, 505
Chester	25, 72, 81
Pape	56, 83
Donlands &	31
Greenwood	22, 70
Coxwell	91, 92
Woodbine	20, 23, 62, 64, 87, 113, 135, 506, GO trains
Main Street &	12, 24, 67, 404
Victoria Park	9, 16, 17, 68, 69, 70, 102, 135
Warden	3, 12, 20, 21, 34, 43, 57, 86, 113, 116, 131, GO trains
Kennedy &	



* No level access to 1 YONGE-UNIVERSITY-SPADINA subway platforms at Spadina Stn

3 SCARBOROUGH RT

Kennedy  & 	2, 12, 20, 21, 34, 43, 57, 86, 113, 116, 131, GO trains
Lawrence East  & 	54
Ellesmere 	95
Midland 	57
Scarborough Centre  & 	9, 16, 21, 38, 43, 129, 130, 131, 132, 133, 134, 169, 190, 199, GO buses
McCowan 	9, 134

4 SHEPPARD SUBWAY








Sheppard-Yonge  & 	1, 84, 85, 97, 98, 196, GO buses
Bayview  & 	11, 85
Leslie  & 	51, 85, GO trains
Bessarion  & 	85


Don Mills  & 	10, 24, 25, 85, 139, 167, 169, 190, 224, York Region Transit, VIVA
---	---


510 SPADINA streetcar and 509 HARBOURFRONT streetcar



Spadina 	2, 127, 510
Queens Quay (Ferry Docks) 	6, 97, 509, 510
Union  & 	1, 6, 72, 97, 503, 509, 510, GO trains/buses
Exhibition  & 	29, 509, 511, GO trains



GO TRAIN STATIONS SERVED BY TTC

Toronto – Union Station  & 	See Union Station
Long Branch 	110, 123, 501, 508, Mississauga Transit
Mimico 	76
Exhibition  & 	29, 509, 511
Danforth  &	See Main Street Station
Scarborough &	9, 12, 16, 20, 102, 113
Eglinton	9, 34, 86, 116
Guildwood &	86, 116
Rouge Hill &	38, 54, 85, Durham Region Transit
Malton &	58, Mississauga Transit
Etobicoke North &	37, 45, Mississauga Transit
Weston	52, 58, 59, 79, 89
Bloor	See Dundas West Station
Maple &	107, York Region Transit
Rutherford &	107, York Region Transit
York University &	41
Old Cummer &	39, 42, 51
Oriole &	4, 10, 51, 85, 115, 169
Kipling	See Kipling Station
Mount Joy	102, York Region Transit
Markham	102, York Region Transit
Centennial &	129, York Region Transit
Milliken &	43, 53, 57, York Region Transit
Agincourt &	43, 57, 85
Kennedy &	See Kennedy Station

 — Elevators to all levels

 — Station fully accessible

 &  _{SB} — Level access to southbound platform (obstacles may exist at doors)

 &  _{Bus} — Level access from street to accessible buses (obstacles may exist at doors)

✱ — Seasonal, special-event, or temporary construction service

Twenty-nine of the TTC's 69 stations are accessible

Toronto Transit Commission
List of transit vehicles

Type	Vehicle number series	Model	Vehicles in service	Garage/ Carhouse	Built	Seats	Length	Track Gauge	Accessible?	Air conditioned?	Fuel/ Propulsion	Manufacturer
Bus	1000-1149	Orion VII	150	Mal, MtD	2006	38	12 m	–	Low floor &	Yes	Diesel-electric	Orion Bus Industries
Bus	1200-1423	Orion VII “Next Gen”	224	Arw, MtD, Wil	2007-2008	36	12 m	–	Low floor &	Yes	Diesel-electric	Daimler Buses North America
Bus	1500-1689	Orion VII “Next Gen”	190	MtD, Wil	2008	36	12 m	–	Low floor &	Yes	Diesel-electric	Daimler Buses North America
Bus	1700-1829	Orion VII “Next Gen”	130	Mal, Wil	2009	36	12 m	–	Low floor &	Yes	Diesel-electric	Daimler Buses North America
Bus	2240-2858	T6H5307N “New Look”	61	MtD, Wil	1981-1983	39	12 m	–	No	No	Diesel	General Motors
Bus	6210-6293	TC40102N “Classic”	2	MtD	1987	40	12 m	–	No	No	Diesel	General Motors
Bus	7000-7134	Orion V	135	Mal	1996	36	12 m	–	Lift & 11	Yes	Diesel	Orion Bus Industries
Bus	7200-7251	RTS	52	Arw	1998	39	12 m	–	Lift & 11	Yes	Diesel	Nova Bus
Bus	7300-7350	D40LF	51	Qsy	1998-1999	35	12 m	–	Low floor &	Yes	Diesel	New Flyer Industries
Bus	7400-7881	Orion VII	482	Bir, Egl	2002-2005	38	12 m	–	Low floor &	Yes	Diesel	Orion Bus Industries
Bus	7900-7979	Orion VII	80	Arw, Bir, Qsy	2006	38	12 m	–	Low floor &	Yes	Diesel	Orion Bus Industries
Bus	8000-8099	Orion VII	100	Qsy	2007	38	12 m	–	Low floor &	Yes	Diesel	DaimlerChrysler CBNA
Bus	8100-8219	Orion VII “Next Gen”	120	Wil	2010	36	12 m	–	Low floor &	Yes	Diesel	Daimler Buses North America
Bus	–	Orion VII “Next Gen”	35 ¹	–	2011	36	12 m	–	Low floor &	Yes	Diesel	Daimler Buses North America
Bus	–	Orion VII “Next Gen”	60 ¹	–	2012	36	12 m	–	Low floor &	Yes	Diesel	Daimler Buses North America
Bus	9400-9449	Orion V	50	Wil	1996	37	12 m	–	Lift & 11	Yes	Diesel	Orion Bus Industries
Community Bus	9700-9706	Orion II	7	W-T	1991	17	8 m	–	Low floor &	Yes	Diesel	Ontario Bus Industries
Wheel-Trans Bus	9751-9889	ELF	138	W-T	1999-2003	5	7 m	–	Low floor &	Yes	Diesel	Overland Custom Coach
Wheel-Trans Bus	W100-W209	The Friendly Bus	110 ²	W-T	2009-2010	8	8 m	–	Low floor &	Yes	Diesel	American Bus Products Inc.
Streetcar	4000-4199	CLRV L-1, L-2	195	Ron, Rus	1977-1981	42-46	15 m	1495 mm	No	1 of 195	Electric	UTDC/SIG/Hawker Siddeley
Streetcar	4200-4251	ALRV L-3	52	Ron, Rus	1987-1989	61	23 m	1495 mm	No	No	Electric	UTDC/Can Car Rail
Streetcar	–	FLEXITY	0 of 204 ¹	–	2011-2018	69	30 m	1495 mm	Low floor &	Yes	Electric	Bombardier Inc.
Light rail car	–	FLEXITY	0 of 183 ³	–	2013-2020	60	30 m	1435 mm	Low floor &	Yes	Electric	Bombardier Inc.
Rapid transit car	3000-3027	S-1	28	McCowan	1983-1986	30	13 m	1435 mm	Level boarding &	Yes	Electric	UTDC/Metro Canada Ltd.
Subway car	5000-5371	T-1	372	GrnSub/WilSub	1995-2001	66	23 m	1495 mm	Level boarding &	Yes	Electric	Bombardier Inc.
Subway car	5381-5766	Toronto Rocket	0 of 234 ¹	–	2009-2011	60-68	23 m	1495 mm	Level boarding &	Yes	Electric	Bombardier Inc.
Subway car	–	Toronto Rocket	0 of 186 ¹	–	2012-2013	60-68	23 m	1495 mm	Level boarding &	Yes	Electric	Bombardier Inc.
Subway car	5576-5663	H-4	44	GrnSub	1974-1975	77	23 m	1495 mm	Level boarding &	No	Electric	Hawker Siddeley
Subway car	5670-5807	H-5	136	WilSub	1976-1979	76	23 m	1495 mm	Level boarding &	Yes	Electric	Hawker Siddeley
Subway car	5810-5935	H-6	126	GrnSub	1986-1989	76	23 m	1495 mm	Level boarding &	Yes	Electric	UTDC/Can Car Rail

Updated December 3, 2010. Sources: *Bus Maintenance Department Active Bus Allocation* and *Vehicle Roster Lists – Surface Vehicle Engineering*.

Abbreviations

Arw Arrow Road
 Bir Birchmount
 Egl Eglinton
 GrnSub..... Greenwood Subway
 Mal Malvern
 MtD Mount Dennis
 Qsy..... Queensway
 Ron..... Roncesvalles
 Rus Russell
 WilSub Wilson Subway
 W-T Wheel-Trans
 Wil..... Wilson Bus

“Vehicles in service” notes

1. Approved by Commission for future delivery.
2. Deliveries of new vehicles in progress.
3. Ordered by Metrolinx for future delivery.