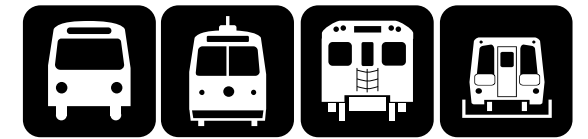




TORONTO TRANSIT COMMISSION



# Service Summary

November 21, 2010  
to  
December 18, 2010

Available Online



## SERVICE SUMMARY – Introduction

This is a summary of all transit service operated by the Toronto Transit Commission for the period indicated. All rapid transit, streetcar, bus, and community bus routes and services are listed. The summary identifies the routes, gives the names and destinations, the garage or carhouse from which the service is operated, the characteristics of the service, and the times of the first and last trips on each route. The headway operated on each route is shown, together with the combined or average headway on the route, if more than one branch is operated. The number and type of vehicles operated on the route are listed, as well as the round-trip driving time, the total terminal time, and the average speed of the route (driving time only, not including terminal time).

The first and last trip times shown are the departure times for the first or last trip which covers the entire branch. In some cases, earlier or later trips are operated which cover only part of the routing, and the times for these trips are not shown.

Additional notes are shown for routes which interline with other routes, which are temporarily operating over different routings, or which are temporarily operating with buses instead of streetcars.

Headways are shown in minutes and seconds. Running times and terminal times are shown in minutes. Distances are shown in kilometres, and speeds are shown in kilometres per hour.

The map on the cover is a current map of the TTC route network for the period covered by this summary.

At the end of the document is a summary of the number of vehicles and trains operated, by time period, a list of all TTC routes (in alphabetical order, in numerical order, and grouped by division), a list of all connections at rapid transit stations, and a list of transit vehicles.

This document is available the [ttc.ca](http://www3.ttc.ca) Internet web site at:

[http://www3.ttc.ca/About\\_the\\_TTC/Transit\\_planning.jsp](http://www3.ttc.ca/About_the_TTC/Transit_planning.jsp)

and on the internal TTC Intranet (TTC computers only) at:

<http://home.ttc.ca/serviceplanning/> then "Route and System Information"

### TTC board periods in 2010

January 3 to February 13, 2010  
February 14 to March 27, 2010  
March 28 to May 8, 2010  
May 9 to June 19, 2010  
June 20 to July 31, 2010  
August 1 to September 4, 2010  
September 5 to October 9, 2010  
October 10 to November 20, 2010  
November 21 to December 18, 2010  
December 19, 2010 to January 1, 2011

### TTC board periods in 2011

January 2 to February 12, 2011  
February 13 to March 26, 2011  
March 27 to May 7, 2011  
May 8 to June 18, 2011  
June 19 to July 30, 2011  
July 31 to September 3, 2011  
September 4 to October 8, 2011  
October 9 to November 19, 2011  
November 20 to December 17, 2011  
December 18 to December 31, 2011

## Abbreviations

Avg spd..... Average speed (km/h)	NB .....	Northbound
Dep .....	SB .....	Southbound
RT .....	EB .....	Eastbound
Term .....	WB.....	Westbound
Veh type ... Vehicle type	& .....	Accessible service

## Division abbreviations

Arw..... Arrow Road	Mal .....	Malvern	Rus .....	Russell
Bir .....	MtD .....	Mount Dennis	Wil .....	Wilson Bus
DanSub .....	Qsy .....	Queensway	WilSub .....	Wilson Subway
Egl .....	Ron.....	Roncesvalles	W-T .....	Wheel-Trans

## Vehicle abbreviations

6carHT ..... Six-car train of H- or T-series 23-metre subway cars  
4carT..... Four-car train of T-series 23-metre subway cars  
4carS..... Four-car train of S-series 13-metre Scarborough RT cars  
ALRV ..... Articulated 23-metre high-floor streetcar (*Canadian Light Rail Vehicle*)  
ALRV ..... Articulated 23-metre high-floor streetcar (*Articulated Light Rail Vehicle*)  
LF..... 12-metre low-floor accessible bus (*New Flyer D40LF, Orion VII*)  
Lift ..... 12-metre high-floor lift-equipped accessible bus (*Orion V with lift and Nova RTS with lift*)  
HF ..... 12-metre high-floor bus (*GM "New Look," GM/MCI Classic, and Orion V*)  
CB ..... 8-metre low-floor accessible Community Bus (*Orion II*)

## Time period definitions

Service is shown by time period. The approximate times for these periods are listed below. Some variation exists between routes, and these times should be used as a guide only.

MONDAY TO FRIDAY	SATURDAY and SUNDAY
Morning peak period ..... 600a to 900a	Early morning ..... 600a to 800a
Midday ..... 900a to 300p	Morning ..... 800a to 1200noon
Afternoon peak period..... 300p to 700p	Afternoon ..... 1200noon to 700p
Early evening ..... 700p to 1000p	Early evening ..... 700p to 1000p
Late evening ..... 1000p to 100a	Late evening ..... 1000p to 100a
Overnight..... 200a to 500a	Overnight ..... 200a to 500a (900a Sundays)

## Holiday service in 2010

New Year's Day, Friday, Jan. 1, 2010 .....	Sunday service	Labour Day, Monday, September 6 .....	Holiday service
Family Day, Monday, February 15.....	Holiday service	Thanksgiving Day, Monday, Oct. 11 .....	Holiday service
Good Friday, Friday, April 2 .....	Holiday service	Christmas Day, Saturday, Dec. 25 .....	Sunday service
Victoria Day, Monday, May 24.....	Holiday service	Boxing Day, Sunday, December 26 .....	Sunday service
Canada Day, Thursday, July 1 .....	Holiday service	Monday, December 27, 2010.....	Holiday service
Simcoe Day, Monday, August 2 .....	Holiday service	New Year's Day, Saturday, Jan. 1, 2011.	Sunday service

"Holiday service" means that routes which operate on Sundays will operate at the same levels of service as on Sundays, but service will start earlier in the morning, at about the same time as on Saturdays.



**SERVICE SUMMARY**

November 21 to December 18, 2010

Route	RT dist (km) and date of last change	No. of Veh	Service interval	Run time (min)	Term time (min)	Avg spd (km/h)	No. of Veh	Service interval	Run time (min)	Term time (min)	Avg spd (km/h)	No. of Veh	Service interval	Run time (min)	Term time (min)	Avg spd (km/h)	No. of Veh	Service interval	Run time (min)	Term time (min)	Avg spd (km/h)	No. of Veh	Service interval	Run time (min)	Term time (min)	Avg spd (km/h)	First dep NB or WB	First dep SB or EB	Last dep NB or WB	Last dep SB or EB					
<b>RAPID TRANSIT SERVICES</b>																																			
<b>2 BLOOR-DANFORTH &amp;</b>	DanSub																																		
<b>Monday to Friday</b>	07-Sep-10	Monday-Friday morning peak period				Monday-Friday midday				Monday-Friday afternoon peak period				Monday-Friday early evening				Monday-Friday late evening																	
2 Kipling Stn – Kennedy Stn	52.46	6carHT	43	2 ' 21 "	101	0	31.2	6carHT	24	4 ' 16 "	102	0	30.8	6carHT	40	2 ' 31 "	101	0	31.3	6carHT	24	4 ' 04 "	98	0	32.3	6carHT	20	4 ' 52 "	97	0	32.4	543a	541a	131a	131a
<b>Saturday</b>	19-May-07	Saturday early morning				Saturday morning				Saturday afternoon				Saturday early evening				Saturday late evening																	
2 Kipling Stn – Kennedy Stn	52.46	6carHT	20	4 ' 52 "	97	0	32.3	6carHT	20	4 ' 52 "	97	0	32.3	6carHT	21	4 ' 43 "	99	0	31.8	6carHT	20	4 ' 52 "	97	0	32.3	6carHT	20	4 ' 52 "	97	0	32.3	548a	548a	131a	131a
<b>Sunday</b>	13-May-07	Sunday morning				Sunday afternoon				Sunday early evening				Sunday late evening																					
2 Kipling Stn – Kennedy Stn	52.46	6carHT	20	4 ' 52 "	97	0	32.3	6carHT	20	4 ' 52 "	97	0	32.3	6carHT	20	4 ' 52 "	97	0	32.3	6carHT	20	4 ' 52 "	97	0	32.3	6carHT	20	4 ' 52 "	97	0	32.3	848a	848a	131a	131a
<b>300 BLOOR-DANFORTH &amp;</b>	MtD/Bir/ Egl/Qsy																																		
<b>Overnight, 7 days a week</b>	10-May-09	Monday-Friday overnight				Saturday overnight				Sunday overnight				Sunday morning 600a-900a																					
300 West Mall – Warden	50.95	LF	4	30 ' 00 "	120	0	25.5	LF	4	30 ' 00 "	120	0	25.5	LF	4	30 ' 00 "	120	0	25.5	LF	9	13 ' 30 "	120	1	25.5										
300A Pearson Airport – Warden	75.97	LF	5	30 ' 00 "	150	0	30.4	LF	5	30 ' 00 "	150	0	30.4	LF	5	30 ' 00 "	150	0	30.4	LF	11	13 ' 30 "	140	8	32.5										
Combined/Average				9	15 ' 00 "			9	15 ' 00 "			9	15 ' 00 "			20	6 ' 45 "																		
<b>3 SCARBOROUGH RT &amp;</b>	DanSub																																		
<b>Monday to Friday</b>	07-Sep-10	Monday-Friday morning peak period				Monday-Friday midday				Monday-Friday afternoon peak period				Monday-Friday early evening				Monday-Friday late evening																	
3 Kennedy Stn – McCowan Stn	12.81	4carS	6	3 ' 30 "	21	0	36.6	4carS	4	5 ' 30 "	22	0	34.9	4carS	6	3 ' 40 "	22	0	34.9	4carS	4	5 ' 30 "	22	0	34.9	4carS	4	5 ' 30 "	22	0	34.9	545a	601a	120a	135a
<b>Saturday</b>	11-Sep-10	Saturday early morning				Saturday morning				Saturday afternoon				Saturday early evening				Saturday late evening																	
3 Kennedy Stn – McCowan Stn	12.81	4carS	4	5 ' 30 "	22	0	34.9	4carS	4	5 ' 30 "	22	0	34.9	4carS	4	5 ' 30 "	22	0	34.9	4carS	4	5 ' 30 "	22	0	34.9	4carS	4	5 ' 30 "	22	0	34.9	550a	605a	120a	135a
<b>Sunday</b>	05-Sep-10	Sunday morning				Sunday afternoon				Sunday early evening				Sunday late evening																					
3 Kennedy Stn – McCowan Stn	12.81	4carS	4	5 ' 30 "	22	0	34.9	4carS	4	5 ' 30 "	22	0	34.9	4carS	4	5 ' 30 "	22	0	34.9	4carS	4	5 ' 30 "	22	0	34.9	4carS	4	5 ' 30 "	22	0	34.9	855a	907a	120a	135a
																														McCowan to Kennedy is WB; Kennedy to McCowan is EB					
<b>4 SHEPPARD SUBWAY &amp;</b>	WilSub																																		
<b>Monday to Friday</b>	25-Nov-02	Monday-Friday morning peak period				Monday-Friday midday				Monday-Friday afternoon peak period				Monday-Friday early evening				Monday-Friday late evening																	
4 Sheppard-Yonge Stn – Don Mills Stn	10.94	4carT	4	5 ' 30 "	22	0	29.8	4carT	4	5 ' 30 "	22	0	29.8	4carT	4	5 ' 30 "	22	0	29.8	4carT	4	5 ' 30 "	22	0	29.8	4carT	4	5 ' 30 "	22	0	29.8	531a	542a	225a	214a
<b>Saturday</b>	30-Nov-02	Saturday early morning				Saturday morning				Saturday afternoon				Saturday early evening				Saturday late evening																	
4 Sheppard-Yonge Stn – Don Mills Stn	10.94	4carT	4	5 ' 30 "	22	0	29.8	4carT	4	5 ' 30 "	22	0	29.8	4carT	4	5 ' 30 "	22	0	29.8	4carT	4	5 ' 30 "	22	0	29.8	4carT	4	5 ' 30 "	22	0	29.8	547a	558a	225a	214a
<b>Sunday</b>	24-Nov-02	Sunday morning				Sunday afternoon				Sunday early evening				Sunday late evening																					
4 Sheppard-Yonge Stn – Don Mills Stn	10.94	4carT	4	5 ' 30 "	22	0	29.8	4carT	4	5 ' 30 "	22	0	29.8	4carT	4	5 ' 30 "	22	0	29.8	4carT	4	5 ' 30 "	22	0	29.8	4carT	4	5 ' 30 "	22	0	29.8	849a	900a	225a	214a



**TORONTO TRANSIT COMMISSION**

**SERVICE SUMMARY**

November 21 to December 18, 2010

Route	RT dist (km) and date of last change	No. of					Run time					Term time					Avg spd					First dep NB or WB	First dep SB or EB	Last dep NB or WB	Last dep SB or EB																	
		Veh type	Veh	Service interval	(min)	(min)	(km/h)	Veh type	Veh	Service interval	(min)	(min)	(km/h)	Veh type	Veh	Service interval	(min)	(min)	(km/h)	Veh type	Veh					Service interval	(min)	(min)	(km/h)													
<p><b>1 YONGE-UNIVERSITY-SPADINA SUBWAY</b> </p> <p>W/1Sub/Egl/Mtd/W/11</p> <p>Temporary late evening closure for tunnel liner replacement, Sunday to Friday. Trains replaced by buses north of Eglinton Station after approximately 12:30 a.m.</p>																																										
<p><b>Monday to Friday</b> 07-Sep-10</p> <p>Monday-Friday morning peak period</p>																																										
<p>Monday-Friday midday</p>																																										
<p>Monday-Friday afternoon peak period</p>																																										
<p>Monday-Friday early evening</p>																																										
<p>Monday-Friday late evening</p>																																										
1 Finch Stn – Downsview Stn	60.45	6carHT	25	4 ' 42 "	118	0	30.9	6carHT	29	4 ' 04 "	118	0	30.7	6carHT	47	2 ' 31 "	118	0	30.7	6carHT	27	4 ' 15 "	115	0	31.6	6carHT	23	4 ' 52 "	112	0	32.4	603a	540a	1141p	1215a							
1 Finch Stn – St Clair West Stn	45.06	6carHT	19	4 ' 42 "	89	0	30.3																																			
Gap Trains		6carHT	3	Gap Trains																																						
1 Eglinton Stn – Downsview Stn	43.46																				6carHT	18	4 ' 52 "	88	0	29.8			118a	128a												
1 Eglinton Stn – Finch Stn replacement bus	22.49																				LF	18	3 ' 00 "	54	0	25.0	1213a	1208a	210a	150a												
Combined/Average		47 2 ' 21 "					29 4 ' 04 "					48 2 ' 31 "					27 4 ' 15 "																									
<p><b>Saturday</b> 06-Sep-08</p> <p>Saturday early morning</p>																																										
<p>Saturday morning</p>																																										
<p>Saturday afternoon</p>																																										
<p>Saturday early evening</p>																																										
<p>Saturday late evening</p>																																										
1 Finch Stn – Downsview Stn	60.45	6carHT	23	4 ' 52 "	112	0	32.4	6carHT	28	4 ' 03 "	113	0	32.0	6carHT	28	4 ' 03 "	113	0	32.0	6carHT	23	4 ' 52 "	112	0	32.4	6carHT	23	4 ' 52 "	112	0	32.4	600a	557a	118a	116a							
<p><b>Sunday</b> 15-Feb-09</p> <p>Sunday morning</p>																																										
<p>Sunday afternoon</p>																																										
<p>Sunday early evening</p>																																										
<p>Sunday late evening</p>																																										
1 Finch Stn – Downsview Stn	60.45																				6carHT	23	4 ' 52 "	112	0	32.4	6carHT	23	4 ' 52 "	112	0	32.4	6carHT	23	4 ' 52 "	112	0	32.4	900a	857a	1141p	1215a
1 Eglinton Stn – Downsview Stn	43.46																				6carHT	18	4 ' 52 "	88	0	29.8			118a	128a												
1 Eglinton Stn – Finch Stn replacement bus	22.49																				LF	12	4 ' 30 "	54	0	25.0	1213a	1208a	210a	150a												
<p>Finch to Downsview is SB; Downsview to Finch is NB</p>																																										
<p><b>320 YONGE</b> </p> <p>Egl/MTD/W/11</p>																																										
<p><b>Overnight, Monday to Friday</b> 07-Sep-10</p> <p>Monday-Friday overnight 130a-330a</p>																																										
<p>Monday-Friday overnight 330a-600a</p>																																										
320 Queens Quay – Steeles	35.97	LF	13	7 ' 00 "	91	0	23.7	LF	6	15 ' 00 "	90	0	24.0																													
320A Queens Quay – York Mills Stn	23.77	LF	9	7 ' 00 "	63	0	22.6																		6	15 ' 00 "																
<p>Additional service operates 500a to 600a</p>																																										
<p><b>Overnight, Saturday</b> 11-Sep-10</p> <p>Saturday overnight 130a-330a</p>																																										
<p>Saturday overnight 330a-600a</p>																																										
320 Queens Quay – Steeles	35.97	LF	10.5	8 ' 40 "	91	0	23.7	LF	6	15 ' 00 "	90	0	24.0																													
320A Queens Quay – York Mills Stn	23.99	LF	7.5	8 ' 40 "	64	1	22.5																		6	15 ' 00 "																
<p>Additional service operates 500a to 600a</p>																																										
<p><b>Overnight, Sunday</b> 05-Sep-10</p> <p>Sunday overnight 130a-330a</p>																																										
<p>Sunday overnight 330a-600a</p>																																										
<p>Sunday morning 600a-900a</p>																																										
320 Queens Quay – Steeles	35.97	LF	6	15 ' 00 "	90	0	24.0	LF	6	15 ' 00 "	90	0	24.0	LF	1	12 ' 00 "	91	0	23.7																							
320A Queens Quay – York Mills Stn	23.99																				LF	16	4 ' 00 "	64	0	22.5																
<p>Every 3rd bus operates as a 320 to Steeles</p>																																										
<p>6 15 ' 00 "</p> <p>6 15 ' 00 "</p> <p>17 4 ' 00 "</p>																																										



**SERVICE SUMMARY**

November 21 to December 18, 2010

Route	RT dist (km) and date of last change	No. of Veh	Service interval	Run time (min)	Term time (min)	Avg spd (km/h)	Veh type	No. of Veh	Service interval	Run time (min)	Term time (min)	Avg spd (km/h)	Veh type	No. of Veh	Service interval	Run time (min)	Term time (min)	Avg spd (km/h)	Veh type	No. of Veh	Service interval	Run time (min)	Term time (min)	Avg spd (km/h)	Veh type	No. of Veh	Service interval	Run time (min)	Term time (min)	Avg spd (km/h)	First dep NB or WB	First dep SB or EB	Last dep NB or WB	Last dep SB or EB	
<b>STREETCAR SERVICES</b>																																			
<b>511 BATHURST</b>	Ron																																		
<b>Monday to Friday</b>	07-Sep-10	Monday-Friday morning peak period						Monday-Friday midday						Monday-Friday afternoon peak period						Monday-Friday early evening						Monday-Friday late evening									
511 Bathurst Stn – Exhibition	9.41	CLR	9	5 ' 40 "	46	5	12.3	CLR	9	5 ' 40 "	48	3	11.8	CLR	9	6 ' 00 "	48	6	11.8	CLR	5	9 ' 00 "	44	1	12.8	CLR	4	10 ' 00 "	40	0	14.1	520a	520a	130a	130a
<b>Saturday</b>	11-Sep-10	Saturday early morning						Saturday morning						Saturday afternoon						Saturday early evening						Saturday late evening									
511 Bathurst Stn – Exhibition	9.41	CLR	7	6 ' 00 "	42	0	13.4	CLR	8	6 ' 15 "	46	4	12.3	CLR	8	6 ' 15 "	46	4	12.3	CLR	7	7 ' 00 "	43	6	13.1	CLR	5	8 ' 00 "	40	0	14.1	523a	501a	132a	128a
<b>Sunday</b>	05-Sep-10	Sunday morning						Sunday afternoon						Sunday early evening						Sunday late evening															
511 Bathurst Stn – Exhibition	9.41	CLR 5 9 ' 30 " 45 3 12.5						CLR 6 8 ' 20 " 45 5 12.5						CLR 4 10 ' 00 " 40 0 14.1						CLR 4 10 ' 00 " 40 0 14.1															
Overnight service on Bathurst Street provided by 310 BATHURST																																			
<b>506 CARLTON</b>	Ron/Rus																																		
<b>Monday to Friday</b>	07-Sep-10	Monday-Friday morning peak period						Monday-Friday midday						Monday-Friday afternoon peak period						Monday-Friday early evening						Monday-Friday late evening									
506 High Park – Main Street Stn	29.63	CLR	32	3 ' 45 "	117	3	15.2	CLR	24	5 ' 00 "	120	0	14.8	CLR	27	4 ' 40 "	123	3	14.5	CLR	15	8 ' 00 "	117	3	15.2	CLR	11	10 ' 00 "	106	4	16.8	530a	512a	1207a	100a
<b>Saturday</b>	12-Sep-09	Saturday early morning						Saturday morning						Saturday afternoon						Saturday early evening						Saturday late evening									
506 High Park – Main Street Stn	29.63	CLR	14	7 ' 09 "	100	0	17.8	CLR	18	6 ' 15 "	110	3	16.2	CLR	21	6 ' 00 "	123	3	14.5	CLR	13	8 ' 30 "	110	0	16.1	CLR	11	10 ' 00 "	106	4	16.8	543a	515a	1207a	100a
<b>Sunday</b>	06-Sep-09	Sunday early morning						Sunday morning						Sunday afternoon						Sunday early evening						Sunday late evening									
506 High Park – Main Street Stn	29.63	CLR	9	10 ' 00 "	90	0	19.8	CLR	14	7 ' 00 "	95	3	18.7	CLR	18	6 ' 30 "	115	2	15.5	CLR	10	11 ' 00 "	110	0	16.2	CLR	9	11 ' 00 "	99	0	18.0	530a	530a	1207a	1256a
<b>306 CARLTON</b>	Ron/Rus																																		
<b>Overnight, 7 days a week</b>	25-Nov-07	Monday-Friday overnight						Saturday overnight						Sunday overnight																					
306 Dundas West Stn – Main Street Stn	29.63	CLR	3	30 ' 00 "	90	0	19.8	CLR	3	30 ' 00 "	90	0	19.8	CLR	3	30 ' 00 "	90	0	19.8																
<b>502 DOWNTOWNER and KINGSTON RD</b>	503	Rus																																	
<b>Monday to Friday</b>	07-Sep-10	Monday-Friday morning peak period						Monday-Friday midday						Monday-Friday afternoon peak period																					
502 McCaul – Victoria Park	18.76	CLR	7	12 ' 00 "	84	0	13.4	CLR	4	20 ' 00 "	80	0	14.1	CLR	6	15 ' 00 "	84	6	13.4																
503 York – Victoria Park	17.94	CLR	6	12 ' 00 "	72	0	15.0							CLR	5	15 ' 00 "	72	3	15.0																
Combined/Average		13 6 ' 00 "												11 7 ' 30 "																					
Evening and weekend service on Kingston Road provided by 22 COXWELL. Overnight service on Kingston Road provided by 322 COXWELL.																																			
<b>505 DUNDAS</b>	Ron/Rus																																		
<b>Monday to Friday</b>	07-Sep-10	Monday-Friday morning peak period						Monday-Friday midday						Monday-Friday afternoon peak period						Monday-Friday early evening						Monday-Friday late evening									
505 Dundas West Stn – Broadview Stn	21.47	CLR	18	5 ' 30 "	94	5	13.7	CLR	19	5 ' 30 "	96	9	13.4	CLR	19	5 ' 40 "	100	8	12.9	CLR	11	8 ' 00 "	83	5	15.5	CLR	6	14 ' 00 "	78	6	16.5	520a	520a	1252a	1249a
<b>Saturday</b>	11-Sep-10	Saturday early morning						Saturday morning						Saturday afternoon						Saturday early evening						Saturday late evening									
505 Dundas West Stn – Broadview Stn	21.47	CLR	9	10 ' 00 "	84	6	15.3	CLR	18	6 ' 00 "	104	4	12.4	CLR	24	4 ' 45 "	105	9	12.3	CLR	8	12 ' 00 "	91	5	14.2	CLR	6	14 ' 00 "	78	6	16.5	527a	536a	1251a	1251a
<b>Sunday</b>	05-Sep-10	Sunday early morning						Sunday morning						Sunday afternoon						Sunday early evening						Sunday late evening									
505 Dundas West Stn – Broadview Stn	21.47	CLR	4	20 ' 00 "	80	0	16.1	CLR	12	8 ' 00 "	92	4	14.0	CLR	18	5 ' 40 "	94	8	13.7	CLR	8	12 ' 00 "	91	5	14.2	CLR	6	14 ' 00 "	78	6	16.5	530a	530a	1246a	1249a



**TORONTO TRANSIT COMMISSION**

**SERVICE SUMMARY**

November 21 to December 18, 2010

Route	RT dist (km) and date of last change	No. of Veh	Service interval	Run time (min)	Term time (min)	Avg spd (km/h)	No. of Veh	Service interval	Run time (min)	Term time (min)	Avg spd (km/h)	No. of Veh	Service interval	Run time (min)	Term time (min)	Avg spd (km/h)	No. of Veh	Service interval	Run time (min)	Term time (min)	Avg spd (km/h)	No. of Veh	Service interval	Run time (min)	Term time (min)	Avg spd (km/h)	First dep NB or WB	First dep SB or EB	Last dep NB or WB	Last dep SB or EB					
<b>509 HARBOURFRONT</b>	Ron																																		
<b>Monday to Friday</b>	07-Sep-10	Monday-Friday morning peak period				Monday-Friday midday				Monday-Friday afternoon peak period				Monday-Friday early evening				Monday-Friday late evening																	
509 Exhibition – Union Station	9.30	CLR	6	6' 00"	34	2	16.4	CLR	4	9' 00"	32	4	17.4	CLR	7	5' 30"	34	5	16.4	CLR	5	7' 15"	32	5	17.6	CLR	2	15' 00"	30	0	18.6	603a	548a	115a	100a
<b>Saturday</b>	11-Sep-10	Saturday early morning				Saturday morning				Saturday afternoon				Saturday early evening				Saturday late evening																	
509 Exhibition – Union Station	9.30	CLR	2	17' 00"	32	2	17.4	CLR	4	9' 00"	32	4	17.4	CLR	4	10' 00"	34	6	16.4	CLR	3	12' 00"	32	4	17.4	CLR	2	15' 00"	30	0	18.6	610a	555a	115a	100a
<b>Sunday</b>	05-Sep-10	Sunday morning				Sunday afternoon				Sunday early evening				Sunday late evening																					
509 Exhibition – Union Station	9.30							CLR	3	12' 00"	32	4	17.4	CLR	4	10' 00"	34	6	16.4	CLR	2	17' 00"	32	2	17.4	CLR	2	15' 00"	30	0	18.6	901a	845a	115a	100a
<b>504 KING</b>	Ron/Rus/Qsy	Temporary routing change - for TTC track work on Roncesvalles between Dundas & Queen.																																	
<b>November 21 to December 18, 2010</b>																																			
<b>Monday to Friday</b>	07-Sep-10	Monday-Friday morning peak period				Monday-Friday midday				Monday-Friday afternoon peak period				Monday-Friday early evening				Monday-Friday late evening																	
504 Roncesvalles & Queen–Broadview Stn	22.30	CLR	25	4' 00"	98	2	13.7	CLR	23	4' 15"	94	4	14.2	CLR	34	3' 20"	108	6	12.4	CLR	17	5' 30"	89	5	15.0	CLR	12	7' 00"	82	2	16.3	500a	506a	205a	215a
504 Roncesvalles & Queen–Broadview Stn	22.30	ALR	7	trips																															
504 Roncesvalles & Queen–Broadview Stn	22.30	CLR	9	trips																															
Combined/Average			41																																
504 Dundas West Stn – Roncesvalles & Queen	5.46	HF	8	3' 45"	30	0	10.9	HF	6	5' 00"	30	0	10.9	HF	9	3' 20"	28	2	11.7	HF	5	5' 30"	24	4	13.7	HF	4	7' 00"	24	4	13.7	448a	457a	238a	247a
See also 508 LAKE SHORE																																			
<b>Saturday</b>	27-Nov-10	Saturday early morning				Saturday morning				Saturday afternoon				Saturday early evening				Saturday late evening																	
504 Roncesvalles & Queen–Broadview Stn	22.30	CLR	9	10' 00"	87	3	15.4	CLR	11	8' 20"	91	1	14.7	CLR	15	6' 15"	91	3	14.7	CLR	10	8' 00"	80	0	16.7	CLR	9	9' 00"	78	3	17.2	500a	459a	230a	259a
504 Dundas West Stn – Roncesvalles & Queen	5.64	HF	3	10' 00"	24	6	14.1	HF	3	10' 00"	30	0	11.3	HF	5	6' 15"	30	2	11.4	HF	3	10' 00"	28	2	12.1	HF	3	9' 00"	24	3	14.1	441a	450a	304a	313a
<b>Sunday</b>	21-Nov-10	Sunday early morning				Sunday morning				Sunday afternoon				Sunday early evening				Sunday late evening																	
504 Roncesvalles & Queen–Broadview Stn	22.30	CLR	6	15' 00"	82	8	16.3	CLR	13	7' 00"	88	3	15.2	CLR	15	6' 15"	89	5	15.0	CLR	9	9' 00"	80	1	16.7	CLR	8	10' 00"	79	1	16.9	520a	528a	220a	229a
504 Dundas West Stn – Roncesvalles & Queen	5.64	HF	2	15' 00"	24	6	14.1	HF	5	7' 00"	30	5	11.3	HF	5	6' 15"	30	2	11.4	HF	3	9' 00"	23	4	14.7	HF	3	10' 00"	24	6	14.1	526a	511a	254a	239a
<b>December 19 to January 1, 2011</b>																																			
<b>Monday to Friday</b>	20-Dec-10	Monday-Friday morning peak period				Monday-Friday midday				Monday-Friday afternoon peak period				Monday-Friday early evening				Monday-Friday late evening																	
504 Dundas West Stn–Broadview Stn	25.62	CLR	29	4' 00"	108	8	13.3	CLR	25	4' 20"	102	7	14.2	CLR	37	3' 20"	116	8	12.4	CLR	19	5' 30"	97	8	14.7	CLR	13	7' 30"	90	8	15.8	500a	457a	205a	205a
504 Dundas West Stn–Broadview Stn	25.62	ALR	7	trips																															
504 Dundas West Stn–Broadview Stn	25.62	CLR	9	trips																															
Combined/Average			45	4' 00"																															
See also 508 LAKE SHORE																																			
<b>Saturday</b>	25-Dec-10	Saturday early morning				Saturday morning				Saturday afternoon				Saturday early evening				Saturday late evening																	
504 Dundas West Stn–Broadview Stn	25.62	CLR	10	10' 30"	95	10	14.6	CLR	13	8' 20"	99	10	14.2	CLR	16	6' 40"	99	8	14.4	CLR	12	8' 00"	88	8	16.0	CLR	10	9' 30"	88	7	16.2	500a	455a	230a	250a
<b>Sunday</b>	19-Dec-10	Sunday early morning				Sunday morning				Sunday afternoon				Sunday early evening				Sunday late evening																	
504 Dundas West Stn–Broadview Stn	25.62	CLR	6	15' 00"	90	0	17.1	CLR	13	8' 00"	97	7	14.8	CLR	16	6' 40"	97	10	14.4	CLR	10	9' 30"	88	7	16.2	CLR	9	10' 30"	88	7	16.3	520a	520a	220a	215a
Overnight service on Roncesvalles Avenue provided by 313 JANE and overnight service on Broadview Avenue provided by 303 DON MILLS																																			
<b>503 KINGSTON RD</b>	Mal	See 502 DOWNTOWNER																																	



**TORONTO TRANSIT COMMISSION**

**SERVICE SUMMARY**

November 21 to December 18, 2010

Route	RT dist (km) and date of last change	No. of Veh	Service interval	Run time (min)	Term time (min)	Avg spd (km/h)	No. of Veh	Service interval	Run time (min)	Term time (min)	Avg spd (km/h)	No. of Veh	Service interval	Run time (min)	Term time (min)	Avg spd (km/h)	No. of Veh	Service interval	Run time (min)	Term time (min)	Avg spd (km/h)	No. of Veh	Service interval	Run time (min)	Term time (min)	Avg spd (km/h)	First dep NB or WB	First dep SB or EB	Last dep NB or WB	Last dep SB or EB					
<b>508 LAKE SHORE</b>	Ron																																		
<b>Monday to Friday</b>	07-Sep-10	Monday-Friday morning peak period										Monday-Friday afternoon peak period																							
508 Long Branch – Parliament	18.80	CLR	3	Three EB trips								CLR	4	Four WB trips														726a	751a						
508 Church – Long Branch	17.40																										438p	538p							
<b>501 QUEEN</b>	Ron/Rus																																		
<b>Monday to Friday</b>	07-Sep-10	Monday-Friday morning peak period					Monday-Friday midday					Monday-Friday afternoon peak period					Monday-Friday early evening					Monday-Friday late evening													
501 Long Branch – Neville Park	48.86	ALR	18	10' 20"	180	6	16.3	ALR	17	11' 45"	184	16	15.9	ALR	18	11' 20"	190	14	15.4	ALR	14	13' 30"	185	4	15.8	ALR	8	20' 00"	160	0	18.3	510a	523a	1245a	1245a
501 Humber – Neville Park	33.31	ALR	13	10' 20"	130	5	15.4	ALR	12	11' 45"	136	5	14.7	ALR	13	11' 20"	138	10	14.5	ALR	11	13' 30"	136	13	14.7	ALR	6	20' 00"	116	4	17.2	457a	500a	1255a	1257a
Combined/Average			31	5' 10"					29	5' 53"					31	5' 40"					25	6' 45"					14	10' 00"							
<b>Saturday</b>	27-Nov-10	Saturday early morning					Saturday morning					Saturday afternoon					Saturday early evening					Saturday late evening													
501 Long Branch – Neville Park	48.86	ALR	11	15' 00"	155	10	18.9	ALR	15	12' 30"	176	12	16.7	ALR	23	8' 40"	188	12	15.6	ALR	14	13' 00"	170	12	17.2	ALR	9.5	18' 00"	160	11	18.3	457a	526a	1248a	1229a
501 Humber – Neville Park	33.31	ALR	8	15' 00"	110	10	18.2	ALR	11	12' 30"	126	11	15.8	ALR	17	8' 40"	136	12	14.7	ALR	10	13' 00"	122	8	16.4	ALR	6.5	18' 00"	115	2	17.4	521a	500a	1257a	100a
Combined/Average			19	7' 30"					26	6' 15"					40	4' 20"					24	6' 30"					16	9' 00"							
<b>Sunday</b>	21-Nov-10	Sunday early morning					Sunday morning					Sunday afternoon					Sunday early evening					Sunday late evening													
501 Long Branch – Neville Park	48.86	ALR	8	20' 00"	156	4	18.8	ALR	11	16' 00"	166	10	17.7	ALR	17	11' 00"	174	13	16.8	ALR	10	18' 00"	170	10	17.2	ALR	9	19' 00"	158	13	18.6	457a	526a	1242a	1239a
501 Humber – Neville Park	33.31	ALR	6	20' 00"	110	10	18.2	ALR	8	16' 00"	120	8	16.7	ALR	12	11' 00"	126	6	15.9	ALR	7	18' 00"	122	4	16.4	ALR	6	19' 00"	112	2	17.8	525a	505a	1251a	1252a
Combined/Average			14	10' 00"					19	8' 00"					29	5' 30"					17	9' 00"					15	9' 30"							
<b>301 QUEEN</b>	Ron/Rus																																		
<b>Overnight</b>	21-Nov-10	Monday-Friday overnight					Saturday overnight					Sunday overnight																							
501 Long Branch – Neville Park	48.86	ALR	5	30' 00"	140	10	20.9	ALR	5	30' 00"	140	10	20.9	ALR	5	30' 00"	140	10	20.9																
<b>512 ST CLAIR</b>	Ron																																		
<b>Monday to Friday</b>	12-Oct-10	Monday-Friday morning peak period					Monday-Friday midday					Monday-Friday afternoon peak period					Monday-Friday early evening					Monday-Friday late evening													
512 Keele – St Clair Stn	13.99	CLR	22	2' 55"	56	9	15.1	CLR	11	6' 00"	56	10	15.0	CLR	19	3' 30"	58	9	14.5	CLR	10	6' 00"	56	4	15.0	CLR	6	9' 00"	52	2	16.1	510a	500a	200a	150a
<b>Saturday</b>	26-Jun-10	Saturday early morning					Saturday morning					Saturday afternoon					Saturday early evening					Saturday late evening													
512 Keele – St Clair Stn	13.99	CLR	6	8' 40"	50	2	16.8	CLR	10	6' 00"	56	4	15.0	CLR	13	5' 00"	58	7	14.5	CLR	8	7' 00"	54	2	15.5	CLR	6	9' 00"	52	2	16.1	511a	500a	201a	150a
<b>Sunday</b>	20-Jun-10	Sunday early morning					Sunday morning					Sunday afternoon					Sunday early evening					Sunday late evening													
512 Keele – St Clair Stn	13.99	CLR	5	10' 00"	48	2	17.5	CLR	8	7' 30"	56	4	15.0	CLR	9	7' 00"	58	5	14.5	CLR	7	8' 00"	54	2	15.5	CLR	6	9' 00"	52	2	16.1	520a	457a	201a	151a
<b>312 ST CLAIR &amp;</b>	Arw																																		
<b>Overnight, 7 days a week</b>	20-Jun-10	Monday-Friday overnight					Saturday overnight					Sunday overnight																							
312 Jane Stn – St Clair Stn	21.71	LF	2	30' 00"	60	0	21.7	LF	2	30' 00"	60	0	21.7	LF	2	30' 00"	60	0	21.7																



**TORONTO TRANSIT COMMISSION**

**SERVICE SUMMARY**

November 21 to December 18, 2010

Route	RT dist (km) and date of last change	No. of					Run time (min)	Term time (min)	Avg spd (km/h)	No. of					Run time (min)	Term time (min)	Avg spd (km/h)	No. of					Run time (min)	Term time (min)	Avg spd (km/h)	First dep NB or WB	First dep SB or EB	Last dep NB or WB	Last dep SB or EB							
		Veh type	Veh	Service interval	(min)	(min)				Veh type	Veh	Service interval	(min)	(min)				(km/h)	Veh type	Veh	Service interval	(min)								(min)	(km/h)	Veh type	Veh	Service interval	(min)	(min)
<b>510 SPADINA</b>	Rus																																			
<b>Monday to Friday</b>	07-Sep-10	<b>Monday-Friday morning peak period</b>					<b>Monday-Friday midday</b>					<b>Monday-Friday afternoon peak period</b>					<b>Monday-Friday early evening</b>					<b>Monday-Friday late evening</b>														
510 Spadina Stn – Queens Quay	8.06	Operates earlier and later trips to Queens Quay and Spadina																																		
510 Spadina Stn – Union Stn	12.33	CLR	7	7 ' 30 "	50	2	14.1	CLR	9	5 ' 40 "	51	0	14.5	CLR	9	6 ' 00 "	54	0	13.7	CLR	9	6 ' 00 "	54	0	13.7	CLR	8	6 ' 00 "	45	3	15.4	515a	500a	616a	600a	
510 Spadina Stn – King	6.31	CLR	8	3 ' 45 "	28	2	12.6	CLR	12	2 ' 50 "	28	6	11.1	CLR	12	3 ' 00 "	31	5	10.5	CLR	12	3 ' 00 "	31	5	10.5	CLR	8	6 ' 00 "					145a	130a	230a	215a
Combined/Average			15	2 ' 30 "					21	1 ' 53 "				21	2 ' 00 "				21	2 ' 00 "					21	2 ' 00 "										
		Every 3rd car operates to Union Stn					Every 3rd car operates to Union Stn					Every 3rd car operates to Union Stn					Every 3rd car operates to Union Stn																			
<b>Saturday</b>	11-Sep-10	<b>Saturday early morning</b>					<b>Saturday morning</b>					<b>Saturday afternoon</b>					<b>Saturday early evening</b>					<b>Saturday late evening</b>														
510 Spadina Stn – Queens Quay	8.06	Operates earlier and later trips to Queens Quay and Spadina																																		
510 Spadina Stn – Union Stn	12.33	CLR	7	6 ' 17 "	44	0	16.8	CLR	11	5 ' 00 "	52	3	13.5	CLR	9	6 ' 00 "	54	0	13.7	CLR	10	5 ' 00 "	50	0	14.8	CLR	8	6 ' 00 "	44	4	15.4	515a	500a	600a	530a	
510 Spadina Stn – King	6.31	CLR						CLR	6	5 ' 00 "	27	3	12.6	CLR	12	3 ' 00 "	33	3	10.5	CLR	6	5 ' 00 "	28	2	12.6	CLR	8	6 ' 00 "					145a	130a	230a	215a
Combined/Average			7	6 ' 17 "					17	2 ' 30 "				21	2 ' 00 "				16	2 ' 30 "					8	6 ' 00 "										
												Every 3rd car operates to Union Stn																								
<b>Sunday</b>	05-Sep-10	<b>Sunday early morning</b>					<b>Sunday morning</b>					<b>Sunday afternoon</b>					<b>Sunday early evening</b>					<b>Sunday late evening</b>														
510 Spadina Stn – Queens Quay	8.06	Operates earlier and later trips to Queens Quay and Spadina																																		
510 Spadina Stn – Union Stn	12.33	CLR	3	15 ' 00 "	44	1	16.4	CLR	8	6 ' 30 "	50	2	14.2	CLR	8	6 ' 30 "	50	2	14.2	CLR	8	6 ' 00 "	44	4	15.4	CLR	8	6 ' 00 "	44	4	15.4	515a	500a	600a	530a	
510 Spadina Stn – King	6.31	CLR						CLR	10	3 ' 15 "	30	3	11.6	CLR	10	3 ' 15 "	30	3	11.6	CLR						CLR	8	6 ' 00 "					145a	130a	230a	215a
Combined/Average			3	15 ' 00 "					18	2 ' 10 "				18	2 ' 10 "				8	6 ' 00 "					8	6 ' 00 "										
							Every 3rd car operates to Union Stn					Every 3rd car operates to Union Stn																								
<b>535 STANDBY CARS</b>	Ron/Rus																																			
<b>Monday to Friday</b>	07-Sep-10											<b>Monday-Friday afternoon peak period</b>					<b>Monday-Friday early evening</b>																			
Standby cars												CLR 2 <b>Russell carhouse</b>					CLR 2 <b>Roncesvalles carhouse</b>																			





**SERVICE SUMMARY**

November 21 to December 18, 2010

Route	RT dist (km) and date of last change	No. of Veh type	Service interval	Run time (min)	Term time (min)	Avg spd (km/h)	No. of Veh type	Service interval	Run time (min)	Term time (min)	Avg spd (km/h)	No. of Veh type	Service interval	Run time (min)	Term time (min)	Avg spd (km/h)	No. of Veh type	Service interval	Run time (min)	Term time (min)	Avg spd (km/h)	First dep NB or WB	First dep SB or EB	Last dep NB or WB	Last dep SB or EB																
<b>ALL SERVICES</b>																																									
<b>192 AIRPORT ROCKET &amp;</b>	Qsy																																								
<b>Monday to Friday</b>	07-Sep-10	<b>Monday-Friday morning peak period</b>						<b>Monday-Friday midday</b>					<b>Monday-Friday afternoon peak period</b>					<b>Monday-Friday early evening</b>					<b>Monday-Friday late evening</b>																		
192 Kipling Stn – Pearson Airport	28.36	LF	4	12 ' 15 "	41	8	41.5	LF	5	10 ' 20 "	41	11	41.5	LF	5	10 ' 20 "	41	11	41.5	LF	5	9 ' 00 "	37	8	46.0	LF	2	20 ' 00 "	34	6	50.0	518a	540a	215a	201a						
After 12:00 Midnight																																									
<b>Saturday</b>	11-Sep-10	<b>Saturday early morning</b>						<b>Saturday morning</b>					<b>Saturday afternoon</b>					<b>Saturday early evening</b>					<b>Saturday late evening</b>																		
192 Kipling Stn – Pearson Airport	28.36	LF	3	13 ' 20 "	36	4	47.3	LF	4	10 ' 00 "	36	4	47.3	LF	4	10 ' 00 "	36	4	47.3	LF	4	10 ' 00 "	36	4	47.3	LF	2	20 ' 00 "	34	6	50.0	518a	541a	215a	159a						
After 12:00 Midnight																																									
<b>Sunday</b>	05-Sep-10	<b>Sunday morning</b>						<b>Sunday afternoon</b>					<b>Sunday early evening</b>					<b>Sunday late evening</b>																							
192 Kipling Stn – Pearson Airport	28.36						LF	2	20 ' 00 "	34	6	50.0	LF	4	10 ' 00 "	36	4	47.3	LF	4	10 ' 00 "	36	4	47.3	LF	2	20 ' 00 "	34	6	50.0	800a	821a	215a	159a							
After 12:00 Midnight																																									
Overnight service to Pearson Airport provided by 300A BLOOR-DANFORTH																																									
<b>117 ALNESS &amp;</b>	Wil																																								
<b>Monday to Friday</b>	21-Jun-10	<b>Monday-Friday morning peak period</b>						<b>Monday-Friday midday</b>					<b>Monday-Friday afternoon peak period</b>																												
117 Downsview Stn – Steeles via Flint Rd and Alness	11.84	LF	5	8 ' 00 "	40	0	17.8					LF	4	12 ' 00 "	48	0	14.8																								
117A Downsview Stn – Steeles via Martin Ross and Alness	10.70						LF	2	20 ' 00 "	40	0	16.1																													
Operates WB via busway, NB via Alness in the AM peak and Midday. Operates SB via Alness and EB via busway in the PM peak.																																									
<b>99 ARROW RD &amp;</b>	Arw																																								
<b>Monday to Friday</b>	17-Feb-09	<b>Monday-Friday morning peak period</b>						<b>Monday-Friday midday</b>					<b>Monday-Friday afternoon peak period</b>					<b>Monday-Friday early evening</b>					<b>Monday-Friday late evening</b>																		
99 Arrow Rd – Jane	8.00						LF	1	20 ' 00 "	20	0	24.0					LF	1	20 ' 00 "	20	0	24.0	LF	1	20 ' 00 "	20	0	24.0	LF	1	20 ' 00 "	20	0	24.0	400a	412a	540a	552a			
See 84A SHEPPARD WEST																																									
Operates WB via busway, NB via Alness in the AM peak and Midday. Operates SB via Alness and EB via busway in the PM peak.																																									
<b>Saturday</b>	02-Apr-05	<b>Saturday early morning</b>						<b>Saturday morning</b>					<b>Saturday afternoon</b>					<b>Saturday early evening</b>					<b>Saturday late evening</b>																		
99 Arrow Rd – Jane	8.00	LF	1	20 ' 00 "	20	0	24.0	LF	1	20 ' 00 "	20	0	24.0	LF	1	20 ' 00 "	20	0	24.0	LF	1	20 ' 00 "	20	0	24.0	LF	1	20 ' 00 "	20	0	24.0	LF	1	20 ' 00 "	20	0	24.0	400a	412a	1042p	1054p
<b>Sunday</b>	27-Mar-05	<b>Sunday early morning</b>						<b>Sunday morning</b>					<b>Sunday afternoon</b>					<b>Sunday early evening</b>					<b>Sunday late evening</b>																		
99 Arrow Rd – Jane	8.00	LF	1	15 ' 00 "	15	0	32.0	LF	1	20 ' 00 "	20	0	24.0	LF	1	20 ' 00 "	20	0	24.0	LF	1	20 ' 00 "	20	0	24.0	LF	1	20 ' 00 "	20	0	24.0	LF	1	20 ' 00 "	20	0	24.0	400a	409a	1020p	1032p
<b>5 AVENUE RD &amp;</b>	MtD/Wil																																								
<b>Monday to Friday</b>	24-Nov-08	<b>Monday-Friday morning peak period</b>						<b>Monday-Friday midday</b>					<b>Monday-Friday afternoon peak period</b>					<b>Monday-Friday early evening</b>					<b>Monday-Friday late evening</b>																		
5 Eglinton Stn – Queen's Park	11.92	LF	4	12 ' 00 "	48	0	14.9					LF	3	16 ' 00 "	48	0	14.9	LF	1.5	30 ' 00 "	45	0	15.9	LF	1.5	30 ' 00 "	45	0	15.9	LF	1.5	30 ' 00 "	45	0	15.9	618a	554a	916a	848a		
5C Eglinton Stn – Gerrard	13.39						LF	2	30 ' 00 "	51	9	15.8																													
Alternates trips with 56 LEASIDE																																									
<b>Saturday</b>	29-Nov-08	<b>Saturday early morning</b>						<b>Saturday morning</b>					<b>Saturday afternoon</b>					<b>Saturday early evening</b>					<b>Saturday late evening</b>																		
5 Eglinton Stn – Queen's Park	11.92	LF	2	20 ' 00 "	40	0	17.9	LF	2	20 ' 00 "	40	0	17.9	LF	2	20 ' 00 "	40	0	17.9	LF	1.5	30 ' 00 "	45	0	15.9	LF	1.5	30 ' 00 "	45	0	15.9	LF	1.5	30 ' 00 "	45	0	15.9	600a	540a	1252a	100a
Alternates trips with 56 LEASIDE																																									
<b>Sunday</b>	23-Nov-08	<b>Sunday morning</b>						<b>Sunday afternoon</b>					<b>Sunday early evening</b>					<b>Sunday late evening</b>																							
5 Eglinton Stn – Queen's Park	11.92						LF	1.5	30 ' 00 "	40	5	17.9	LF	1.5	30 ' 00 "	40	5	17.9	LF	1.5	30 ' 00 "	40	5	17.9	LF	1.5	30 ' 00 "	40	5	17.9	LF	1.5	30 ' 00 "	40	5	17.9	835a	815a	105a	115a	
Alternates trips with 56 LEASIDE																																									



TORONTO TRANSIT COMMISSION

SERVICE SUMMARY

November 21 to December 18, 2010

Route	RT dist (km) and date of last change	Monday-Friday morning peak period					Monday-Friday midday					Monday-Friday afternoon peak period					Monday-Friday early evening					Monday-Friday late evening					First dep NB or WB	First dep SB or EB	Last dep NB or WB	Last dep SB or EB																	
		Veh type	No. of Veh	Service interval	Run time (min)	Term time (min)	Avg spd (km/h)	Veh type	No. of Veh	Service interval	Run time (min)	Term time (min)	Avg spd (km/h)	Veh type	No. of Veh	Service interval	Run time (min)	Term time (min)	Avg spd (km/h)	Veh type	No. of Veh	Service interval	Run time (min)	Term time (min)	Avg spd (km/h)	Veh type					No. of Veh	Service interval	Run time (min)	Term time (min)	Avg spd (km/h)												
<b>61 AVENUE RD NORTH &amp;</b>	Wil																																														
<b>Monday to Friday</b>	07-Sep-10	Monday-Friday morning peak period					Monday-Friday midday					Monday-Friday afternoon peak period					Monday-Friday early evening					Monday-Friday late evening																									
61A Eglinton Stn – Highway 401	10.85	LF	4	12'00"	44	4	14.8	LF	3	15'00"	40	5	16.3	LF	4	12'00"	44	4	14.8	LF	2	20'00"	40	0	16.3	LF	1.5	30'00"	35	5	18.6	552a	526a	120a	107a												
<b>Saturday</b>	29-Nov-08	Saturday early morning					Saturday morning					Saturday afternoon					Saturday early evening					Saturday late evening																									
61A Eglinton Stn – Highway 401	10.85	LF	1.5	30'00"	35	5	18.4	LF	2	20'00"	40	0	16.3	LF	2	20'00"	40	0	16.3	LF	1.5	30'00"	35	5	18.6	LF	1.5	30'00"	35	5	18.6	Alternates trips with 51 LESLIE		540a	558a	100a	1247a										
		Alternates trips with 51 LESLIE																																													
<b>Sunday</b>	23-Nov-08	Sunday morning					Sunday afternoon					Sunday early evening					Sunday late evening																														
61A Eglinton Stn – Highway 401	10.85							LF	2	20'00"	40	0	16.3	LF	2	20'00"	40	0	16.3	LF	1.5	30'00"	35	5	18.6	LF	1.5	30'00"	35	5	18.6	805a	748a	100a	1247a												
		Alternates trips with 51 LESLIE																																													
<b>511 BATHURST</b>	Ron																																														
<b>Monday to Friday</b>	07-Sep-10	Monday-Friday morning peak period					Monday-Friday midday					Monday-Friday afternoon peak period					Monday-Friday early evening					Monday-Friday late evening																									
511 Bathurst Stn – Exhibition	9.41	CLRV	9	5'40"	46	5	12.3	CLRV	9	5'40"	48	3	11.8	CLRV	9	6'00"	48	6	11.8	CLRV	5	9'00"	44	1	12.8	CLRV	4	10'00"	40	0	14.1	520a	520a	130a	130a												
<b>Saturday</b>	11-Sep-10	Saturday early morning					Saturday morning					Saturday afternoon					Saturday early evening					Saturday late evening																									
511 Bathurst Stn – Exhibition	9.41	CLRV	7	6'00"	42	0	13.4	CLRV	8	6'15"	46	4	12.3	CLRV	8	6'15"	46	4	12.3	CLRV	7	7'00"	43	6	13.1	CLRV	5	8'00"	40	0	14.1	523a	501a	132a	128a												
<b>Sunday</b>	05-Sep-10	Sunday morning					Sunday afternoon					Sunday early evening					Sunday late evening																														
511 Bathurst Stn – Exhibition	9.41							CLRV	5	9'30"	45	3	12.5	CLRV	6	8'20"	45	5	12.5	CLRV	4	10'00"	40	0	14.1	CLRV	4	10'00"	40	0	14.1	850a	828a	130a	130a												
		Overnight service on Bathurst Street provided by 310 BATHURST																																													
<b>7 BATHURST &amp;</b>	Wil																																														
<b>Monday to Friday</b>	21-Jun-10	Monday-Friday morning peak period					Monday-Friday midday					Monday-Friday afternoon peak period					Monday-Friday early evening					Monday-Friday late evening																									
7 Bathurst Stn – Steeles	29.74	LF	20	5'30"	108	2	16.5	LF	16	6'30"	102	2	17.5	LF	17	6'40"	108	5	16.5	LF	11	7'30"	80	3	22.3	LF	6	12'30"	75	0	23.8	527a	440a	140a	1255a												
<b>Saturday</b>	26-Jun-10	Saturday early morning					Saturday morning					Saturday afternoon					Saturday early evening					Saturday late evening																									
7 Bathurst Stn – Steeles	29.74	LF	8	10'00"	80	0	22.3	LF	11	8'30"	90	4	19.8	LF	15	6'15"	90	4	19.8	LF	9	9'00"	81	0	22.0	LF	6	12'30"	75	0	23.8	518a	440a	134a	1250a												
<b>Sunday</b>	21-Jun-10	Sunday morning					Sunday afternoon					Sunday early evening					Sunday late evening																														
7 Bathurst Stn – Steeles	29.74							LF	10	9'00"	88	2	20.3	LF	14	6'30"	88	3	20.3	LF	9	9'00"	80	1	22.3	LF	6	12'00"	72	0	24.8	900a	810a	134a	1252a												
<b>310 BATHURST &amp;</b>	Wil																																														
<b>Overnight, 7 days a week</b>	03-Jan-10	Monday-Friday overnight					Saturday overnight					Sunday overnight																																			
310 Exhibition – Steeles	38.79	LF	3	30'00"	90	0	25.9	LF	3	30'00"	90	0	25.9	LF	3	30'00"	90	0	25.9																												
<b>160 BATHURST NORTH &amp;</b>	Wil	Service outside Toronto north of Steeles Avenue is provided under contract to York Region																																													
<b>Monday to Friday</b>	21-Jun-10	Monday-Friday morning peak period					Monday-Friday midday					Monday-Friday afternoon peak period					Monday-Friday early evening																														
160 Wilson Stn – Centre St	22.58	LF	4	20'00"	77	3	17.6	LF	3	25'00"	72	3	18.8	LF	4	21'00"	84	0	16.1	LF	3	30'00"	71	19	19.1						523a	603a	930p	1006p													
<b>Saturday</b>	26-Jun-10	Saturday early morning					Saturday morning					Saturday afternoon					Saturday early evening																														
160 Wilson Stn – Centre St	22.58	LF	3	24'00"	69	3	19.6	LF	3	24'00"	69	3	19.6	LF	3	24'00"	69	3	19.6						515a	557a	600p	618p																			
160A Wilson Stn – Steeles	16.87																																														
		LF 1 40'00" 40 0 25.3																																													
<b>Sunday</b>	20-Jun-10	Sunday morning					Sunday afternoon					Sunday early evening																																			
160 Wilson Stn – Centre St	22.58																																														
160A Wilson Stn – Steeles	16.87							LF	3	24'00"	69	3	19.6	LF	3	24'00"	69	3	19.6						803a	845a	705p	720p																			
		LF 1 40'00" 40 0 25.3																																													
		624p 645p 925p 945p																																													
		725p 745p 925p 945p																																													



**TORONTO TRANSIT COMMISSION**

**SERVICE SUMMARY**

November 21 to December 18, 2010

Route	RT dist (km) and date of last change	Veh type	No. of Veh	Service interval	Run time (min)	Term time (min)	Avg spd (km/h)	Veh type	No. of Veh	Service interval	Run time (min)	Term time (min)	Avg spd (km/h)	Veh type	No. of Veh	Service interval	Run time (min)	Term time (min)	Avg spd (km/h)	Veh type	No. of Veh	Service interval	Run time (min)	Term time (min)	Avg spd (km/h)	Veh type	No. of Veh	Service interval	Run time (min)	Term time (min)	Avg spd (km/h)	First dep NB or WB	First dep SB or EB	Last dep NB or WB	Last dep SB or EB					
<b>6 BAY &amp;</b>	MtD																																							
<b>Monday to Friday</b>	07-Sep-10		Monday-Friday morning peak period				Monday-Friday midday				Monday-Friday afternoon peak period				Monday-Friday early evening				Monday-Friday late evening																					
6 Dupont – Queens Quay & Jarvis via Ferry Docks	11.49	LF	9	6 ' 30 "	55	4	12.5	LF	5	12 ' 00 "	60	0	11.5	LF	6	10 ' 30 "	60	3	11.5	LF	3	17 ' 00 "	51	0	13.5	LF	2	24 ' 00 "	48	0	14.4	535a	508a	119a	1255a					
6A Bloor (Davenport/Yonge) – Queens Quay & Yonge	10.61													LF	5	10 ' 30 "	48	5	13.3																					
6B Bloor (Davenport/Yonge) – Dundas	4.36	LF	4	6 ' 30 "	25	1	10.5																																	
Combined/Average			13	3 ' 15 "					5	12 ' 00 "					11	5 ' 15 "					3	17 ' 00 "						2	24 ' 00 "											
<b>Saturday</b>	26-Jun-10		Saturday early morning				Saturday morning				Saturday afternoon				Saturday early evening				Saturday late evening																					
6 Dupont – Queens Quay & Jarvis via Ferry Docks	11.49	LF	2	30 ' 00 "	60	0	11.5	LF	4	15 ' 00 "	60	0	11.5	LF	4	15 ' 00 "	60	0	11.5	LF	3	17 ' 00 "	50	1	13.8	LF	2	24 ' 00 "	48	0	14.4	530a	507a	119a	1255a					
<b>Sunday</b>	20-Jun-10		Sunday early morning				Sunday morning				Sunday afternoon				Sunday early evening				Sunday late evening																					
6 Dupont – Queens Quay & Jarvis via Ferry Docks	11.49	LF	2	30 ' 00 "	60	0	11.5	LF	4	15 ' 00 "	60	0	11.5	LF	4	15 ' 00 "	60	0	11.5	LF	3	17 ' 00 "	50	1	13.8	LF	2	24 ' 00 "	48	0	14.4	530a	507a	119a	1255a					
<b>11 BAYVIEW &amp; and 28 DAVISVILLE &amp;</b>	Wil																																							
<b>Monday to Friday</b>	07-Sep-10		Monday-Friday morning peak period				Monday-Friday midday				Monday-Friday afternoon peak period				Monday-Friday early evening				Monday-Friday late evening																					
11 Davisville Stn – Steeles via Sunnybrook	28.36	LF	9.5	12 ' 00 "	112	2	15.2	LF	8	12 ' 00 "	91	5	18.7	LF	8	13 ' 00 "	104	0	16.4	LF	3.5	20 ' 00 "	70	0	24.3	LF	3	30 ' 00 "	66	24	25.8	518a	600a	109a	104a					
11 Davisville Stn – Steeles via Sunnybrook	28.36		1	<b>Tripper</b>																																				
11C Davisville Stn – Sunnybrook	8.64													LF	1.5	20 ' 00 "	30	0	17.3	LF	1	30 ' 00 "	27	3	19.2															
28 Davisville Stn – Bayview	4.38	LF	2.5	12 ' 00 "	28	2	9.4							LF	2	13 ' 00 "	25	1	10.5																					
Combined/Average			13	6 ' 00 "					8	12 ' 00 "					10	6 ' 30 "					5	10 ' 00 "						4	15 ' 00 "											
<b>Saturday</b>	27-Nov-10		Saturday early morning				Saturday morning				Saturday afternoon				Saturday early evening				Saturday late evening																					
11 Davisville Stn – Steeles via Sunnybrook	28.36	LF	3.5	24 ' 00 "	77	7	22.1	LF	3.5	24 ' 00 "	80	4	21.3	LF	3.5	24 ' 00 "	80	4	21.3	LF	5	16 ' 00 "	80	0	21.3	LF	3	24 ' 00 "	66	6	25.8	617a	639a	106a	1251a					
11C Davisville Stn – Sunnybrook	8.64	LF	1.5	24 ' 00 "	27	9	19.2	LF	1.5	24 ' 00 "	36	0	14.4	LF	1.5	24 ' 00 "	36	0	14.4																					
Combined/Average			5	12 ' 00 "					5	12 ' 00 "					5	12 ' 00 "					5	16 ' 00 "						3	24 ' 00 "											
<b>Sunday</b>	23-Nov-08		Sunday early morning				Sunday morning				Sunday afternoon				Sunday early evening				Sunday late evening																					
11 Davisville Stn – Steeles via Sunnybrook	28.36													LF	2	35 ' 00 "	70	0	24.3	LF	3.5	20 ' 00 "	70	0	24.3	LF	3	24 ' 00 "	66	6	25.8	730a	805a	106a	1251a					
11C Davisville Stn – Sunnybrook	8.64	LF	2	15 ' 00 "	30	0	17.3	LF	1	35 ' 00 "	30	5	17.3	LF	1.5	20 ' 00 "	30	0	17.3	LF	1.5	20 ' 00 "	30	0	17.3															
Combined/Average									3	17 ' 30 "					5	10 ' 00 "					5	10 ' 00 "						3	24 ' 00 "											
<b>9 BELLAMY &amp;</b>	Bir																																							
<b>Monday to Friday</b>	07-Sep-10		Monday-Friday morning peak period				Monday-Friday midday				Monday-Friday afternoon peak period				Monday-Friday early evening				Monday-Friday late evening																					
9 Warden Stn – Scarborough Centre Stn	26.28	LF	5	15 ' 00 "	72	3	21.9	LF	3	21 ' 40 "	65	0	24.3	LF	5	15 ' 00 "	72	3	21.9	LF	2	30 ' 00 "	60	0	26.3	LF	2	30 ' 00 "	60	0	26.3	500a	513a	100a	100a					
<b>Saturday</b>	10-Jan-09		Saturday early morning				Saturday morning				Saturday afternoon				Saturday early evening				Saturday late evening																					
9 Warden Stn – Scarborough Centre Stn	26.28	LF	2	30 ' 00 "	60	0	26.3	LF	2	30 ' 00 "	60	0	26.3	LF	2	30 ' 00 "	60	0	26.3	LF	2	30 ' 00 "	60	0	26.3	LF	2	30 ' 00 "	60	0	26.3	630a	700a	100a	100a					
<b>Sunday</b>	04-Jan-09		Sunday morning				Sunday afternoon				Sunday early evening				Sunday late evening																									
9 Warden Stn – Scarborough Centre Stn	26.28													LF	2	30 ' 00 "	60	0	26.3	LF	2	30 ' 00 "	60	0	26.3	LF	2	30 ' 00 "	60	0	26.3	930a	1000a	100a	100a					



TORONTO TRANSIT COMMISSION

SERVICE SUMMARY

November 21 to December 18, 2010

Table with columns for Route, RT dist (km) and date of last change, No. of Veh, Service interval, Run time (min), Term time (min), Avg spd (km/h), and various service details for routes 17 BIRCHMOUNT &, 2 BLOOR-DANFORTH &, 300 BLOOR-DANFORTH &, 49 BLOOR WEST &, 21 BRIMLEY &, and 21 Kennedy Stn - Steeles.



TORONTO TRANSIT COMMISSION

SERVICE SUMMARY

November 21 to December 18, 2010

Route	RT dist (km) and date of last change	Monday-Friday morning peak period					Monday-Friday midday					Monday-Friday afternoon peak period					Monday-Friday early evening					Monday-Friday late evening					First dep NB or WB	First dep SB or EB	Last dep NB or WB	Last dep SB or EB					
		Veh type	No. of Veh	Service interval	Run time (min)	Term time (min)	Avg spd (km/h)	Veh type	No. of Veh	Service interval	Run time (min)	Term time (min)	Avg spd (km/h)	Veh type	No. of Veh	Service interval	Run time (min)	Term time (min)	Avg spd (km/h)	Veh type	No. of Veh	Service interval	Run time (min)	Term time (min)	Avg spd (km/h)	Veh type					No. of Veh	Service interval	Run time (min)	Term time (min)	Avg spd (km/h)
<b>8 BROADVIEW &amp;</b>	Bir																																		
<b>Monday to Friday</b>	24-Nov-08	Monday-Friday morning peak period					Monday-Friday midday					Monday-Friday afternoon peak period					Monday-Friday early evening					Monday-Friday late evening													
8 Broadview Stn – Coxwell	8.38	LF	1	30 ' 00 "	30	0	16.8	LF	1	30 ' 00 "	30	0	16.8	LF	1	30 ' 00 "	30	0	16.8	LF	1	30 ' 00 "	30	0	16.8	LF	1	30 ' 00 "	24	6	21.0	630a	615a	1255a	115a
<b>Saturday</b>	29-Nov-08	Saturday early morning					Saturday morning					Saturday afternoon					Saturday early evening					Saturday late evening													
8 Broadview Stn – Coxwell	8.38	LF	1	30 ' 00 "	30	0	16.8	LF	1	30 ' 00 "	30	0	16.8	LF	1	30 ' 00 "	30	0	16.8	LF	1	30 ' 00 "	24	6	21.0	LF	1	30 ' 00 "	24	6	21.0	630a	615a	1255a	115a
<b>Sunday</b>	23-Nov-08	Sunday morning					Sunday afternoon					Sunday early evening					Sunday late evening																		
8 Broadview Stn – Coxwell	8.38	LF	1	30 ' 00 "	24	6	21.0	LF	1	30 ' 00 "	24	6	21.0	LF	1	30 ' 00 "	24	6	21.0	LF	1	30 ' 00 "	24	6	21.0	LF	1	30 ' 00 "	24	6	21.0	903a	845a	1255a	115a
<b>50 BURNHAMTHORPE &amp;</b>	Qsy																																		
<b>Monday to Friday</b>	12-Oct-10	Monday-Friday morning peak period					Monday-Friday midday					Monday-Friday afternoon peak period					Monday-Friday early evening					Monday-Friday late evening													
50 Islington Stn – Mill Rd	11.44	LF	5	8 ' 00 "	40	0	17.2	LF	2	20 ' 00 "	36	4	19.1	LF	3	13 ' 00 "	39	0	17.6	LF	2	15 ' 00 "	30	0	22.9	LF	1	30 ' 00 "	26	4	26.4	545a	530a	115a	100a
<b>Saturday</b>	16-Oct-10	Saturday early morning					Saturday morning					Saturday afternoon					Saturday early evening					Saturday late evening													
50 Islington Stn – Mill Rd	11.44	LF	2	15 ' 00 "	26	4	26.4	LF	2	20 ' 00 "	30	10	22.9	LF	2	20 ' 00 "	30	10	22.9	LF	1	30 ' 00 "	26	4	26.4	LF	1	30 ' 00 "	26	4	26.4	620a	620a	115a	100a
<b>Sunday</b>	03-Jan-10	Sunday morning					Sunday afternoon					Sunday early evening					Sunday late evening																		
50 Islington Stn – Mill Rd	11.44	LF	2	17 ' 30 "	30	5	22.9	LF	2	17 ' 30 "	30	5	22.9	LF	1	30 ' 00 "	26	4	26.4	LF	1	30 ' 00 "	26	4	26.4	LF	1	30 ' 00 "	26	4	26.4	815a	830a	115a	100a
<b>120 CALVINGTON &amp;</b>	Arw																																		
<b>Monday to Friday</b>	24-Nov-08	Monday-Friday morning peak period					Monday-Friday midday					Monday-Friday afternoon peak period					Monday-Friday early evening					Monday-Friday late evening													
120 Wilson Stn – Sheppard & Jane via deHavilland	20.65	LF	2	30 ' 00 "	60	0	20.7	LF	2	30 ' 00 "	60	0	20.7	LF	2	30 ' 00 "	60	0	20.7	LF	2	30 ' 00 "	60	0	20.7	LF	2	30 ' 00 "	60	0	20.7	630a	603a	100a	1230a
<b>Saturday</b>	29-Nov-08	Saturday early morning					Saturday morning					Saturday afternoon					Saturday early evening					Saturday late evening													
120 Wilson Stn – Sheppard & Jane via deHavilland	20.65	LF	2	30 ' 00 "	60	0	20.7	LF	2	30 ' 00 "	60	0	20.7	LF	2	30 ' 00 "	60	0	20.7	LF	2	30 ' 00 "	60	0	20.7	LF	2	30 ' 00 "	60	0	20.7	630a	603a	100a	1230a
<b>Sunday</b>	23-Nov-08	Sunday morning					Sunday afternoon					Sunday early evening					Sunday late evening																		
120 Wilson Stn – Sheppard & Jane via deHavilland	20.65	LF	2	30 ' 00 "	60	0	20.7	LF	2	30 ' 00 "	60	0	20.7	LF	2	30 ' 00 "	60	0	20.7	LF	2	30 ' 00 "	60	0	20.7	LF	2	30 ' 00 "	60	0	20.7	900a	833a	100a	1230a
<b>506 CARLTON</b>	Ron/Rus																																		
<b>Monday to Friday</b>	07-Sep-10	Monday-Friday morning peak period					Monday-Friday midday					Monday-Friday afternoon peak period					Monday-Friday early evening					Monday-Friday late evening													
506 High Park – Main Street Stn	29.63	CLRV	32	3 ' 45 "	117	3	15.2	CLRV	24	5 ' 00 "	120	0	14.8	CLRV	27	4 ' 40 "	123	3	14.5	CLRV	15	8 ' 00 "	117	3	15.2	CLRV	11	10 ' 00 "	106	4	16.8	530a	512a	1207a	100a
<b>Saturday</b>	12-Sep-09	Saturday early morning					Saturday morning					Saturday afternoon					Saturday early evening					Saturday late evening													
506 High Park – Main Street Stn	29.63	CLRV	14	7 ' 09 "	100	0	17.8	CLRV	18	6 ' 15 "	110	3	16.2	CLRV	21	6 ' 00 "	123	3	14.5	CLRV	13	8 ' 30 "	110	0	16.1	CLRV	11	10 ' 00 "	106	4	16.8	543a	515a	1207a	100a
<b>Sunday</b>	06-Sep-09	Sunday early morning					Sunday morning					Sunday afternoon					Sunday early evening					Sunday late evening													
506 High Park – Main Street Stn	29.63	CLRV	9	10 ' 00 "	90	0	19.8	CLRV	14	7 ' 00 "	95	3	18.7	CLRV	18	6 ' 30 "	115	2	15.5	CLRV	10	11 ' 00 "	110	0	16.2	CLRV	9	11 ' 00 "	99	0	18.0	530a	530a	1207a	1256a
<b>306 CARLTON</b>	Ron/Rus																																		
<b>Overnight, 7 days a week</b>	25-Nov-07	Monday-Friday overnight					Saturday overnight					Sunday overnight																							
306 Dundas West Stn – Main Street Stn	29.63	CLRV	3	30 ' 00 "	90	0	19.8	CLRV	3	30 ' 00 "	90	0	19.8	CLRV	3	30 ' 00 "	90	0	19.8																



**TORONTO TRANSIT COMMISSION**

**SERVICE SUMMARY**

November 21 to December 18, 2010

Route	RT dist (km) and date of last change	Monday-Friday morning peak period					Monday-Friday midday					Monday-Friday afternoon peak period					Monday-Friday early evening					Monday-Friday late evening					First dep NB or WB	First dep SB or EB	Last dep NB or WB	Last dep SB or EB					
		Veh type	No. of Veh	Service interval	Run time (min)	Term time (min)	Avg spd (km/h)	Veh type	No. of Veh	Service interval	Run time (min)	Term time (min)	Avg spd (km/h)	Veh type	No. of Veh	Service interval	Run time (min)	Term time (min)	Avg spd (km/h)	Veh type	No. of Veh	Service interval	Run time (min)	Term time (min)	Avg spd (km/h)	Veh type					No. of Veh	Service interval	Run time (min)	Term time (min)	Avg spd (km/h)
<b>126 CHRISTIE &amp;</b>	MtD																																		
<b>Monday to Friday</b>	04-Aug-09	Monday-Friday morning peak period					Monday-Friday midday					Monday-Friday afternoon peak period					Monday-Friday early evening					Monday-Friday late evening													
126 Christie Stn – St Clair West Stn	6.12	LF	2	15' 00"	30	0	12.2	LF	1	30' 00"	26	4	14.1	LF	2	15' 00"	30	0	12.2	LF	1	30' 00"	24	6	15.3	LF	1	30' 00"	24	6	15.3	600a	545a	100a	1245a
<b>Saturday</b>	08-Aug-09	Saturday early morning					Saturday morning					Saturday afternoon					Saturday afternoon					Saturday afternoon													
126 Christie Stn – St Clair West Stn	6.12	LF	1	30' 00"	24	6	15.3	LF	1	30' 00"	26	4	14.1	LF	1	30' 00"	26	4	14.1	LF	1	30' 00"	24	6	15.3	LF	1	30' 00"	24	6	15.3	600a	545a	100a	1245a
<b>Sunday</b>	02-Aug-09	Sunday morning					Sunday afternoon					Sunday afternoon					Sunday afternoon																		
126 Christie Stn – St Clair West Stn	6.12							LF	1	30' 00"	24	6	15.3	LF	1	30' 00"	24	6	15.3	LF	1	30' 00"	24	6	15.3	LF	1	30' 00"	24	6	15.3	830a	845a	100a	1245a
<b>20 CLIFFSIDE &amp;</b>	Bir																																		
<b>Monday to Friday</b>	29-Mar-10	Monday-Friday morning peak period					Monday-Friday midday					Monday-Friday afternoon peak period					Monday-Friday early evening					Monday-Friday late evening													
20 Kennedy Stn – Main Street Stn	19.75	LF	5	13' 00"	65	0	18.2	LF	3	20' 00"	60	0	19.8	LF	4	16' 15"	65	0	18.2	LF	3	20' 00"	60	0	19.8	LF	1.5	30' 00"	48	1	24.7	520a	450a	100a	105a
Alternates trips with 62 MORTIMER																																			
<b>Saturday</b>	29-Nov-08	Saturday early morning					Saturday morning					Saturday afternoon					Saturday early evening					Saturday late evening													
20 Kennedy Stn – Main Street Stn	19.75	LF	3	20' 00"	60	0	19.8	LF	4	18' 00"	65	7	18.2	LF	4	18' 00"	65	7	18.2	LF	2	30' 00"	60	0	19.8	LF	1.5	30' 00"	48	1	24.7	530a	500a	100a	105a
Alternates trips with 62 MORTIMER																																			
<b>Sunday</b>	23-Nov-08	Sunday morning					Sunday afternoon					Sunday early evening					Sunday late evening																		
20 Kennedy Stn – Main Street Stn	19.75							LF	3	20' 00"	60	0	19.8	LF	3	20' 00"	60	0	19.8	LF	1.5	30' 00"	48	1	24.7	LF	1.5	30' 00"	48	1	24.7	907a	900a	100a	105a
Alternates trips with 62 MORTIMER																																			
<b>87 COSBURN &amp;</b>	Bir																																		
<b>Monday to Friday</b>	07-Sep-10	Monday-Friday morning peak period					Monday-Friday midday					Monday-Friday afternoon peak period					Monday-Friday early evening					Monday-Friday late evening													
87 Broadview Stn – Main Street Stn	14.40	LF	6	10' 00"	55	5	15.7						LF	8	6' 15"	49	1	17.6							LF	2	22' 30"	41	4	21.1	547a	605a	130a	128a	
87A Broadview Stn – Main Street Stn via East York Acres	14.81							LF	3	20' 00"	54	6	16.5											LF	3	16' 40"	50	0	17.8	932a	920a	314p	310p		
87B Broadview Stn – Coxwell	8.53	LF	3	10' 00"	29	1	17.6																												
Combined/Average																																			
			9	5' 00"					3	20' 00"					8	6' 15"										2	22' 30"								
<b>Saturday</b>	29-Nov-08	Saturday early morning					Saturday morning					Saturday afternoon					Saturday early evening					Saturday late evening													
87 Broadview Stn – Main Street Stn	14.40	LF	2	25' 00"	50	0	17.3																		LF	1.5	30' 00"	45	0	19.2	600a	600a	100a	123a	
87A Broadview Stn – Main Street Stn via East York Acres	14.81							LF	2	25' 00"	50	0	17.8	LF	2	25' 00"	50	0	17.8	LF	2	25' 00"	50	0	17.8										
Alternates trips with 113 DANFORTH																																			
<b>Sunday</b>	23-Nov-08	Sunday morning					Sunday afternoon					Sunday early evening					Sunday late evening																		
87 Broadview Stn – Main Street Stn	14.40																								LF	1.5	30' 00"	45	0	19.2	830a	830a	130a	123a	
87A Broadview Stn – Main Street Stn via East York Acres	14.81							LF	2	25' 00"	50	0	17.8	LF	2	25' 00"	50	0	17.8																
Alternates trips with 113 DANFORTH																																			

Overnight service west of Coxwell Avenue provided by 322 COXWELL



TORONTO TRANSIT COMMISSION

SERVICE SUMMARY

November 21 to December 18, 2010

Route	RT dist (km) and date of last change	No. of Veh	Service interval	Run time (min)	Term time (min)	Avg spd (km/h)	No. of Veh	Service interval	Run time (min)	Term time (min)	Avg spd (km/h)	No. of Veh	Service interval	Run time (min)	Term time (min)	Avg spd (km/h)	No. of Veh	Service interval	Run time (min)	Term time (min)	Avg spd (km/h)	First dep NB or WB	First dep SB or EB	Last dep NB or WB	Last dep SB or EB											
<b>22 COXWELL &amp;</b>	Bir																																			
<b>Monday to Friday</b>	03-Aug-10	Monday-Friday morning peak period					Monday-Friday midday					Monday-Friday afternoon peak period					Monday-Friday early evening					Monday-Friday late evening														
22 Coxwell Stn – Queen	4.36	LF	3	8 ' 00 "	24	0	10.9	LF	3	8 ' 00 "	24	0	10.9	LF	4	6 ' 00 "	24	0	10.9					521a	511a	658p	640p									
22A Coxwell Stn – Victoria Park	11.07			See 502 DOWNTOWNER and 503 KINGSTON RD					See 502 DOWNTOWNER					See 502 DOWNTOWNER and 503 KINGSTON RD					LF	4	10 ' 00 "	40	0	16.6	LF	3	12 ' 00 "	36	0	18.5	700p	650p	138a	210a		
<b>Saturday</b>	07-Aug-10	Saturday early morning					Saturday morning					Saturday afternoon					Saturday early evening					Saturday late evening														
22A Coxwell Stn – Victoria Park	11.07	LF	3	12 ' 00 "	36	0	18.5	LF	4	11 ' 00 "	44	0	15.1	LF	4	11 ' 00 "	44	0	15.1	LF	3	15 ' 00 "	44	1	15.1	LF	3	15 ' 00 "	36	9	18.5	547a	529a	148a	210a	
<b>Sunday</b>	01-Aug-10	Sunday morning					Sunday afternoon					Sunday early evening					Sunday late evening																			
22A Coxwell Stn – Victoria Park	11.07								LF	4	10 ' 00 "	40	0	16.6	LF	4	10 ' 00 "	40	0	16.6	LF	3	15 ' 00 "	40	5	16.6	LF	3	15 ' 00 "	36	9	18.5	840a	840a	148a	210a
<b>322 COXWELL &amp;</b>	Bir																																			
<b>Overnight, 7 days a week</b>	17-Feb-09	Monday-Friday overnight					Saturday overnight					Sunday overnight																								
322 Broadview Stn via Cosburn – Victoria Park Stn via Kingston Rd	22.61	LF	1.3	30 ' 00 "	39	0	34.8	LF	1.3	30 ' 00 "	39	0	34.8	LF	1.3	30 ' 00 "	39	0	34.8																	
		Alternates trips with 324 VICTORIA PARK					Alternates trips with 324 VICTORIA PARK					Alternates trips with 324 VICTORIA PARK																								
<b>42 CUMMER &amp;</b>	Wtl																																			
<b>Monday to Friday</b>	24-Nov-08	Monday-Friday morning peak period					Monday-Friday midday					Monday-Friday afternoon peak period					Monday-Friday early evening					Monday-Friday late evening														
42 Finch Stn – Victoria Park	18.41	LF	5	11 ' 15 "	50	6	22.1					LF	4	13 ' 00 "	52	0	21.2						634a	651a	900a	831a										
42 Finch Stn – Victoria Park	18.41	LF	1	<b>Tripper</b>																			332p	306p	649p	634p										
42A Finch Stn – Middlefield	31.20	LF	4	22 ' 30 "	88	2	21.3	LF	3	30 ' 00 "	84	6	22.3	LF	3.5	26 ' 00 "	91	0	20.6	LF	4	20 ' 00 "	80	0	23.4	LF	3	30 ' 00 "	80	10	23.4	710a	645a	1245a	100a	
42B Finch Stn – Kennedy	23.16	LF	3	22 ' 30 "	62	6	22.4	LF	2	30 ' 00 "	60	0	23.2	LF	2.5	26 ' 00 "	65	0	21.4	LF	3	20 ' 00 "	58	2	24.0						530a	607a	1011p	940p		
Combined/Average			13	5 ' 37 "				5	15 ' 00 "			10	6 ' 30 "							7	10 ' 00 "															
<b>Saturday</b>	29-Nov-08	Saturday early morning					Saturday morning					Saturday afternoon					Saturday early evening					Saturday late evening														
42A Finch Stn – Middlefield	31.20	LF	4	20 ' 00 "	80	0	23.4	LF	3	30 ' 00 "	85	5	22.0	LF	3	30 ' 00 "	85	5	22.0	LF	3	30 ' 00 "	80	10	23.4	LF	3	30 ' 00 "	80	10	23.4	710a	630a	1245a	100a	
42B Finch Stn – Kennedy	21.98								LF	2	30 ' 00 "	60	0	22.0	LF	2	30 ' 00 "	60	0	22.0																
Combined/Average									5	15 ' 00 "			5	15 ' 00 "																						
<b>Sunday</b>	05-Sep-10	Sunday morning					Sunday afternoon					Sunday early evening					Sunday late evening																			
42A Finch Stn – Middlefield	31.20								LF	4	20 ' 00 "	80	0	23.4	LF	4	20 ' 00 "	80	0	23.4	LF	3	30 ' 00 "	80	10	23.4	LF	3	30 ' 00 "	80	10	23.4	740a	820a	1245a	100a
<b>113 DANFORTH &amp;</b>	Bir																																			
<b>Monday to Friday</b>	07-Sep-10	Monday-Friday morning peak period					Monday-Friday midday					Monday-Friday afternoon peak period					Monday-Friday early evening					Monday-Friday late evening														
113 Main Street Stn – Kennedy Stn	15.03	LF	4	12 ' 45 "	51	0	17.7	LF	2	25 ' 00 "	50	0	18.0	LF	4	14 ' 00 "	55	1	16.4	LF	3	18 ' 00 "	54	0	16.7	LF	2	24 ' 00 "	48	0	18.8	537a	514a	140a	116a	
<b>Saturday</b>	09-Sep-06	Saturday early morning					Saturday morning					Saturday afternoon					Saturday early evening					Saturday late evening														
113 Main Street Stn – Kennedy Stn	15.03	LF	2	24 ' 00 "	48	0	18.8	LF	3	18 ' 00 "	54	0	16.7	LF	3	18 ' 00 "	54	0	16.7	LF	2	30 ' 00 "	56	4	16.1	LF	1.5	30 ' 00 "	45	0	20.0	551a	515a	137a	115a	
																									Alternates trips with 87 COSBURN											
<b>Sunday</b>	17-Feb-08	Sunday morning					Sunday afternoon					Sunday early evening					Sunday late evening																			
113 Main Street Stn – Kennedy Stn	15.03								LF	2	24 ' 00 "	48	0	18.8	LF	3	20 ' 00 "	48	12	18.8	LF	1.5	30 ' 00 "	45	0	20.0	LF	1.5	30 ' 00 "	45	0	20.0	812a	742a	138a	115a
																									Alternates trips with 87 COSBURN											
<b>302 DANFORTH RD-McCOWAN &amp;</b>	Bir																																			
<b>Overnight, 7 days a week</b>	17-Feb-08	Monday-Friday overnight					Saturday overnight					Sunday overnight																								
302 Danforth Ave – Steeles	33.15	LF	2	30 ' 00 "	60	0	33.2	LF	2	30 ' 00 "	60	0	33.2	LF	2	30 ' 00 "	60	0	33.2																	

Overnight service on Danforth Avenue provided by 300 BLOOR-DANFORTH and overnight service on Danforth Road provided by 302 DANFORTH RD-McCOWAN



**TORONTO TRANSIT COMMISSION**

**SERVICE SUMMARY**

November 21 to December 18, 2010

Route	RT dist (km) and date of last change	Monday-Friday morning peak period					Monday-Friday midday					Monday-Friday afternoon peak period					Monday-Friday early evening					Monday-Friday late evening					First dep NB or WB	First dep SB or EB	Last dep NB or WB	Last dep SB or EB					
		Veh type	No. of Veh	Service interval	Run time (min)	Term time (min)	Avg spd (km/h)	Veh type	No. of Veh	Service interval	Run time (min)	Term time (min)	Avg spd (km/h)	Veh type	No. of Veh	Service interval	Run time (min)	Term time (min)	Avg spd (km/h)	Veh type	No. of Veh	Service interval	Run time (min)	Term time (min)	Avg spd (km/h)	Veh type					No. of Veh	Service interval	Run time (min)	Term time (min)	Avg spd (km/h)
<b>127 DAVENPORT &amp;</b> <b>Monday to Friday</b> 127 Spadina Stn – St Clair & Old Weston Rd	MtD 24-Nov-08 12.15	LF	3	17' 00"	50	1	14.6	LF	2	22' 30"	45	0	16.2	LF	2	25' 00"	50	0	14.6	LF	2	22' 30"	45	0	16.2	LF	2	20' 00"	40	0	18.2	545a	609a	110a	110a
<b>Saturday</b> 127 Spadina Stn – St Clair & Old Weston Rd	29-Nov-08 12.15	LF	2	22' 30"	45	0	16.2	LF	2	22' 30"	45	0	16.2	LF	2	22' 30"	45	0	16.2	LF	2	22' 30"	45	0	16.2	LF	2	20' 00"	40	0	18.2	600a	622a	110a	110a
<b>Sunday</b> 127 Spadina Stn – St Clair & Old Weston Rd	23-Nov-08 12.15	LF	2	22' 30"	45	0	16.2	LF	2	22' 30"	45	0	16.2	LF	2	20' 00"	40	0	18.2	LF	2	20' 00"	40	0	18.2	LF	2	20' 00"	40	0	18.2	905a	842a	110a	110a
<b>28 DAVISVILLE &amp;</b> 28 Davisville Stn – Bayview 28A Davisville Stn – Brick Works		See 11 BAYVIEW																																	
<b>23 DAWES &amp;</b> <b>Monday to Friday</b> 23 Main Street Stn – St Clair	Bir 07-Sep-10 7.55	LF	6	5' 00"	30	0	15.1	LF	3	10' 00"	30	0	15.1	LF	4	7' 30"	30	0	15.1	LF	2	15' 00"	30	0	15.1	LF	1	30' 00"	30	0	15.1	528a	515a	145a	130a
<b>Saturday</b> 23 Main Street Stn – St Clair	21-Oct-06 7.55	LF	2	13' 00"	26	0	17.4	LF	3	10' 00"	30	0	15.1	LF	3	10' 00"	30	0	15.1	LF	2	15' 00"	30	0	15.1	LF	1	30' 00"	30	0	15.1	537a	550a	145a	130a
<b>Sunday</b> 23 Main Street Stn – St Clair	28-Mar-10 7.55	LF	1	24' 00"	24	0	18.9	LF	2	15' 00"	30	0	15.1	LF	2	15' 00"	30	0	15.1	LF	2	15' 00"	30	0	15.1	LF	1	30' 00"	30	0	15.1	840a	852a	100a	115a
<b>25 DON MILLS &amp;</b> <b>Monday to Friday</b> 25 Pape Stn – Steeles	Egl 07-Sep-10 32.70	LF	34	3' 10"	108	0	18.2	LF	18	6' 00"	105	3	18.7	LF	29	3' 45"	108	1	18.2	LF	15	6' 30"	94	4	21.0	LF	7	12' 00"	84	0	23.4	440a	520a	149a	110a
<b>Saturday</b> 25 Pape Stn – Steeles	23-Feb-08 32.70	LF	9	10' 00"	90	0	21.8	LF	19	5' 20"	100	2	19.7	LF	19	5' 20"	100	2	19.7	LF	9	10' 00"	84	6	23.4	LF	6	15' 00"	80	10	24.5	440a	520a	149a	110a
<b>Sunday</b> 25 Pape Stn – Steeles	03-Sep-06 32.70	LF	3	30' 00"	90	0	21.8	LF	14	7' 00"	98	0	20.0	LF	17	6' 00"	98	4	20.0	LF	8	10' 00"	80	0	24.5	LF	6	15' 00"	80	10	24.5	440a	520a	149a	110a
<b>303 DON MILLS &amp;</b> <b>Overnight, 7 days a week</b> 303 Steeles – Queen via Broadview	Egl 04-Sep-05 47.04	LF	3	30' 00"	90	0	31.4	LF	3	30' 00"	90	0	31.4	LF	3	30' 00"	90	0	31.4	LF	3	30' 00"	90	0	31.4	LF	3	30' 00"	90	0	31.4				
<b>108 DOWNSVIEW &amp;</b> <b>Monday to Friday</b> 108 Downsview Stn – Jane 108A Downsview Stn – Jane via Grandravine	Arw 07-Sep-10 16.91 15.26	LF	4	13' 00"	50	2	20.3	LF	2	24' 00"	43	5	23.6	LF	2.5	20' 00"	48	2	21.1	LF	4	11' 00"	43	1	23.6	LF	3	15' 00"	41	4	24.7	612a	545a	105a	106a
Combined/Average		LF	4	13' 00"	50	2	18.3	LF	2	24' 00"	43	5	21.3	LF	2.5	20' 00"	48	2	19.1																
<b>Saturday</b> 108 Downsview Stn – Jane	03-Apr-10 16.91	LF	3	15' 00"	40	5	25.4	LF	4	12' 00"	43	5	23.6	LF	6	7' 30"	44	1	23.1	LF	2	22' 00"	40	4	25.4	LF	2	22' 00"	40	4	25.4	545a	615a	105a	105a
<b>Sunday</b> 108 Downsview Stn – Jane	28-Mar-10 16.91	LF	3	15' 00"	40	5	25.4	LF	4	12' 00"	44	4	23.1	LF	2	22' 00"	40	4	25.4	LF	2	22' 00"	40	4	25.4	LF	2	22' 00"	40	4	25.4	830a	825a	105a	105a





**TORONTO TRANSIT COMMISSION**

**SERVICE SUMMARY**

November 21 to December 18, 2010

Route	RT dist (km) and date of last change	No. of Veh type	Service interval	Run time (min)	Term time (min)	Avg spd (km/h)	No. of Veh type	Service interval	Run time (min)	Term time (min)	Avg spd (km/h)	No. of Veh type	Service interval	Run time (min)	Term time (min)	Avg spd (km/h)	No. of Veh type	Service interval	Run time (min)	Term time (min)	Avg spd (km/h)	No. of Veh type	Service interval	Run time (min)	Term time (min)	Avg spd (km/h)	First dep NB or WB	First dep SB or EB	Last dep NB or WB	Last dep SB or EB					
<b>142 DOWNTOWN/ AVENUE RD EXPRESS &amp;</b>	Wil																																		
<b>Monday to Friday</b>	21-Jun-10		Monday-Friday morning peak period						Monday-Friday afternoon peak period																										
142 Downtown – Highway 401	24.41	LF	3	30 ' 00 "	90	0	16.3					LF	3	30 ' 00 "	90	0	16.3										705a	630a	740a	830a					
																											400p	442p	630p	542p					
<b>143 DOWNTOWN/ BEACH EXPRESS &amp;</b>	Bir																																		
<b>Monday to Friday</b>	19-Oct-09		Monday-Friday morning peak period						Monday-Friday afternoon peak period																										
143 Downtown – Neville Park	20.37	LF	3	Six WB trips								LF	2	Five EB trips													705a	735a	845a	825a					
																											440p	410p	540p	618p					
<b>144 DOWNTOWN/ DON VALLEY EXPRESS &amp;</b>	Egl																																		
<b>Monday to Friday</b>	04-Jan-10		Monday-Friday morning peak period						Monday-Friday afternoon peak period																										
144 Downtown – Wynford and Underhill	39.75											LF	4	Eight NB trips														410p		640p					
144A Underhill – Downtown	41.02	LF	5	Five SB trips																								650a		802a					
144B Wynford – Downtown	32.19	LF	4	Seven SB trips																								645a		815a					
Combined/Average			9									4																							
<b>145 DOWNTOWN/ HUMBER BAY EXPRESS &amp;</b>	Qsy																																		
<b>Monday to Friday</b>	22-Nov-10		Monday-Friday morning peak period						Monday-Friday afternoon peak period																										
145 Kipling – Downtown	28.81	LF		Three EB trips								LF		Three WB trips															630a		730a				
145A Royal York – Downtown	27.85	LF		Two EB trips								LF		Three WB trips															800a		830a				
Combined/Average			3									3																420p		520p					
<b>141 DOWNTOWN/ MT PLEASANT EXPRESS</b>	MtD																																		
<b>Monday to Friday</b>	19-Oct-09		Monday-Friday morning peak period						Monday-Friday afternoon peak period																										
141 Downtown – Eglinton	20.12	HF	3	Four SB trips								HF	2	Two NB trips															444p	710a	514p	835a			
<b>502 DOWNTOWNER and KINGSTON RD</b>	503	Rus																																	
<b>Monday to Friday</b>	07-Sep-10		Monday-Friday morning peak period						Monday-Friday midday						Monday-Friday afternoon peak period																				
502 McCaul – Victoria Park	18.76	CLRV	7	12 ' 00 "	84	0	13.4	CLRV	4	20 ' 00 "	80	0	14.1	CLRV	6	15 ' 00 "	84	6	13.4										521a	603a	545p	630p			
503 York – Victoria Park	17.94	CLRV	6	12 ' 00 "	72	0	15.0							CLRV	5	15 ' 00 "	72	3	15.0										627a	703a	839a	803a			
Combined/Average			13	6 ' 00 "										11	7 ' 30 "													437p	358p	537p	613p				
Evening and weekend service on Kingston Road provided by 22 COXWELL. Overnight service on Kingston Road provided by 322 COXWELL.																																			
<b>125 DREWRY &amp;</b>	Wil																																		
<b>Monday to Friday</b>	04-Jan-10		Monday-Friday morning peak period						Monday-Friday midday						Monday-Friday afternoon peak period						Monday-Friday early evening						Monday-Friday late evening								
125 Finch Stn – Bathurst (Torresdale)	7.92	LF	4	8 ' 00 "	30	2	15.8	LF	1	30 ' 00 "	28	2	17.0	LF	3	10 ' 00 "	30	0	15.8	LF	2	15 ' 00 "	25	5	19.0	LF	1	30 ' 00 "	25	5	19.0	600a	542a	100a	1242a
<b>Saturday</b>	09-Jan-10		Saturday early morning						Saturday morning						Saturday afternoon						Saturday early evening						Saturday late evening								
125 Finch Stn – Bathurst (Torresdale)	7.92	LF	1	30 ' 00 "	25	5	19.0	LF	1	30 ' 00 "	28	2	17.0	LF	1	30 ' 00 "	28	2	17.0	LF	1	30 ' 00 "	25	5	19.0	LF	1	30 ' 00 "	25	5	19.0	630a	612a	100a	1242a
<b>Sunday</b>	03-Jan-10		Sunday morning						Sunday afternoon						Sunday early evening						Sunday late evening														
125 Finch Stn – Bathurst (Torresdale)	7.92							LF	1	30 ' 00 "	28	2	17.0	LF	1	30 ' 00 "	28	2	17.0	LF	1	30 ' 00 "	25	5	19.0	LF	1	30 ' 00 "	25	5	19.0	900a	844a	100a	1242a



**TORONTO TRANSIT COMMISSION**

**SERVICE SUMMARY**

November 21 to December 18, 2010

Route	RT dist (km) and date of last change	WIL	No. of Veh type	Service interval	Run time (min)	Term time (min)	Avg spd (km/h)	No. of Veh type	Service interval	Run time (min)	Term time (min)	Avg spd (km/h)	No. of Veh type	Service interval	Run time (min)	Term time (min)	Avg spd (km/h)	No. of Veh type	Service interval	Run time (min)	Term time (min)	Avg spd (km/h)	First dep NB or WB	First dep SB or EB	Last dep NB or WB	Last dep SB or EB				
<b>29 DUFFERIN &amp;</b>		Wil	<i>Italicised branch names are for internal use only</i>																											
<b>Monday to Friday</b>	07-Sep-10		Monday-Friday morning peak period				Monday-Friday midday				Monday-Friday afternoon peak period				Monday-Friday early evening				Monday-Friday late evening											
29 Wilson Stn-Exhibition (Dufferin Gate)	24.48		Lift	24	4 ' 00 "	96	0	15.3					Lift	22	3 ' 45 "	81	2	17.8	Lift	10	6 ' 30 "	64	1	22.6	820a	844a	304p	333p		
29 To Exhibition (Dufferin Gate)																							539p	612p	145a	137a				
29 To Wilson Stn																														
<i>29A Tycos Dr - Exhibition (Dufferin Gt)</i>																														
29A To Exhibition (Dufferin Gate)	18.31		Lift	12	5 ' 15 "	61	2	17.4					Lift	13	6 ' 00 "	73	5	14.1						646a	646a	815a	847a			
29A To Tycos																							309p	349p	533p	614p				
<i>29D Wilson Stn-Exhibition (Princes' Gt)</i>																														
29D To Exhibition (Princes' Gate)	27.12		Lift	19	5 ' 15 "	98	2	16.3					Lift	18	6 ' 00 "	105	3	15.1						527a	445a	928a	837a			
29 To Wilson Stn																							307p	215p	701p	608p				
Combined/Average				<b>31</b>	<b>2 ' 37 "</b>				<b>24</b>	<b>4 ' 00 "</b>			<b>31</b>	<b>3 ' 00 "</b>				<b>22</b>	<b>3 ' 45 "</b>				<b>10</b>	<b>6 ' 30 "</b>						
<b>Saturday</b>	11-Sep-10		Saturday early morning				Saturday morning				Saturday afternoon				Saturday early evening				Saturday late evening											
29 Wilson Stn-Exhibition (Dufferin Gate)	24.48		Lift	14	7 ' 30 "	101	4	14.0	Lift	17	6 ' 00 "	101	1	14.4					Lift	6	11 ' 00 "	65	1	22.3	853a	804a	204a	142a		
29 To Exhibition (Dufferin Gate)																														
29 To Wilson Stn																														
<i>29D Wilson Stn-Exhibition (Princes' Gt)</i>																														
29D To Exhibition (Princes' Gate)	27.12		Lift	13	6 ' 15 "	81	0	20.0	Lift	15	7 ' 30 "	112	1	14.5	Lift	19	6 ' 00 "	112	2	14.3	Lift	12	7 ' 20 "	88	0	18.5	525a	500a	1134p	1052p
29 To Wilson Stn																														
Combined/Average				<b>13</b>	<b>6 ' 15 "</b>				<b>29</b>	<b>3 ' 45 "</b>			<b>36</b>	<b>3 ' 00 "</b>				<b>12</b>	<b>7 ' 20 "</b>				<b>6</b>	<b>11 ' 00 "</b>						
<b>Sunday</b>	05-Sep-10		Sunday early morning				Sunday morning				Sunday afternoon				Sunday early evening				Sunday late evening											
29 Wilson Stn-Exhibition (Dufferin Gate)	24.48		Lift	9.5	9 ' 30 "	89	1	16.3	Lift	15	6 ' 20 "	89	6	15.5	Lift	7	10 ' 00 "	70	0	21.0	Lift	6	11 ' 00 "	64	2	22.3	910a	830a	152a	141a
29 To Exhibition (Dufferin Gate)																														
29 To Wilson Stn																														
<i>29D Wilson Stn-Exhibition (Princes' Gt)</i>																														
29D To Exhibition (Princes' Gate)	27.12		Lift	7	10 ' 00 "	70	0	23.2	Lift	10.5	9 ' 30 "	99	1	16.3	Lift	16	6 ' 20 "	99	3	16.1					540a	505a	748p	704p		
29 To Wilson Stn																														
Combined/Average				<b>7</b>	<b>10 ' 00 "</b>				<b>20</b>	<b>4 ' 45 "</b>			<b>31</b>	<b>3 ' 10 "</b>				<b>7</b>	<b>10 ' 00 "</b>				<b>6</b>	<b>11 ' 00 "</b>						
<b>329 DUFFERIN &amp;</b>		MTD/Wil																												
<b>Overnight, 7 days a week</b>	23-Nov-08		Monday-Friday overnight				Saturday overnight				Sunday overnight																			
329 Wilson Stn - Exhibition	30.75		LF	2.4	30 ' 00 "	71	0	26.0	LF	2.4	30 ' 00 "	71	0	26.0	LF	2.4	30 ' 00 "	71	0	26.0										
			Alternates trips with 316 OSSINGTON				Alternates trips with 316 OSSINGTON				Alternates trips with 316 OSSINGTON																			
<b>105 DUFFERIN NORTH &amp;</b>		Wil	Service outside Toronto north of Steeles Avenue is provided under contract to York Region.																											
<b>Monday to Friday</b>	23-Nov-09		Monday-Friday morning peak period				Monday-Friday midday				Monday-Friday afternoon peak period				Monday-Friday early evening				Monday-Friday late evening											
105 Downsview Stn - Rutherford	23.58		LF	2.5	28 ' 00 "	61	9	23.2	LF	2	30 ' 00 "	56	4	25.3	LF	3.5	24 ' 00 "	75	9	18.9	LF	2	30 ' 00 "	55	5	25.7	600a	527a	1100p	1131p
105B Downsview Stn - Major Mackenzie	27.93		LF	2.5	28 ' 00 "	69	1	24.3					LF	3.5	24 ' 00 "	83	1	20.2												
105C Downsview Stn - Steeles	9.93																				LF	1	30 ' 00 "	30	0	19.9	632a	707a	616p	702p
Combined/Average				<b>5</b>	<b>14 ' 00 "</b>				<b>2</b>	<b>30 ' 00 "</b>			<b>7</b>	<b>12 ' 00 "</b>				<b>2</b>	<b>30 ' 00 "</b>			<b>1</b>	<b>30 ' 00 "</b>			1130p	1145p	100a	115a	
<b>Saturday</b>	28-Nov-09		Saturday early morning				Saturday morning				Saturday afternoon				Saturday early evening				Saturday late evening											
105 Downsview Stn - Rutherford	23.58		LF	2	30 ' 00 "	55	5	25.7	LF	2	30 ' 00 "	55	5	25.7	LF	2	30 ' 00 "	55	5	25.7	LF	2	30 ' 00 "	55	5	25.7	601a	531a	1000p	1031p
105C Downsview Stn - Steeles	9.93																				LF	1	30 ' 00 "	30	0	19.9	1030p	1045p	100a	115a
<b>Sunday</b>	22-Nov-09		Sunday morning				Sunday afternoon				Sunday early evening				Sunday late evening															
105 Downsview Stn - Rutherford	23.58								LF	2	30 ' 00 "	55	5	25.7	LF	2	30 ' 00 "	55	5	25.7	LF	2	30 ' 00 "	55	5	25.7	900a	831a	1000p	1031p
105C Downsview Stn - Steeles	9.93																				LF	1	30 ' 00 "	30	0	19.9	1030p	1045p	100a	115a



**TORONTO TRANSIT COMMISSION**

**SERVICE SUMMARY**

November 21 to December 18, 2010

Route	RT dist (km) and date of last change	Monday-Friday morning peak period					Monday-Friday midday					Monday-Friday afternoon peak period					Monday-Friday early evening					Monday-Friday late evening					First dep NB or WB	First dep SB or EB	Last dep NB or WB	Last dep SB or EB						
		Veh type	No. of Veh	Service interval	Run time (min)	Term time (min)	Avg spd (km/h)	Veh type	No. of Veh	Service interval	Run time (min)	Term time (min)	Avg spd (km/h)	Veh type	No. of Veh	Service interval	Run time (min)	Term time (min)	Avg spd (km/h)	Veh type	No. of Veh	Service interval	Run time (min)	Term time (min)	Avg spd (km/h)	Veh type					No. of Veh	Service interval	Run time (min)	Term time (min)	Avg spd (km/h)	
<b>505 DUNDAS</b>	Ron/Rus																																			
<b>Monday to Friday</b>	07-Sep-10	Monday-Friday morning peak period					Monday-Friday midday					Monday-Friday afternoon peak period					Monday-Friday early evening					Monday-Friday late evening														
505 Dundas West Stn – Broadview Stn	21.47	CLRV	18	5 ' 30 "	94	5	13.7	CLRV	19	5 ' 30 "	96	9	13.4	CLRV	19	5 ' 40 "	100	8	12.9	CLRV	11	8 ' 00 "	83	5	15.5	CLRV	6	14 ' 00 "	78	6	16.5	520a	520a	1252a	1249a	
<b>Saturday</b>	11-Sep-10	Saturday early morning					Saturday morning					Saturday afternoon					Saturday early evening					Saturday late evening														
505 Dundas West Stn – Broadview Stn	21.47	CLRV	9	10 ' 00 "	84	6	15.3	CLRV	18	6 ' 00 "	104	4	12.4	CLRV	24	4 ' 45 "	105	9	12.3	CLRV	8	12 ' 00 "	91	5	14.2	CLRV	6	14 ' 00 "	78	6	16.5	527a	536a	1251a	1251a	
<b>Sunday</b>	05-Sep-10	Sunday early morning					Sunday morning					Sunday afternoon					Sunday early evening					Sunday late evening														
505 Dundas West Stn – Broadview Stn	21.47	CLRV	4	20 ' 00 "	80	0	16.1	CLRV	12	8 ' 00 "	92	4	14.0	CLRV	18	5 ' 40 "	94	8	13.7	CLRV	8	12 ' 00 "	91	5	14.2	CLRV	6	14 ' 00 "	78	6	16.5	530a	530a	1246a	1249a	
<b>26 DUPONT</b>	MD																																			
<b>Monday to Friday</b>	07-Sep-10	Monday-Friday morning peak period					Monday-Friday midday					Monday-Friday afternoon peak period					Monday-Friday early evening					Monday-Friday late evening														
26 St George Stn – Jane Stn	19.09	LF	6	13 ' 00 "	75	3	15.3	LF	4	20 ' 00 "	68	12	16.8	LF	6	14 ' 00 "	80	4	14.3	LF	3	20 ' 00 "	60	0	19.1	LF	2	30 ' 00 "	60	0	19.1	540a	510a	200a	130a	
<b>Saturday</b>	29-Nov-08	Saturday early morning					Saturday morning					Saturday afternoon					Saturday early evening					Saturday late evening														
26 St George Stn – Jane Stn	19.09	LF	2	30 ' 00 "	60	0	19.1	LF	3	24 ' 00 "	72	0	15.9	LF	3	24 ' 00 "	72	0	15.9	LF	3	24 ' 00 "	72	0	15.9	LF	2	30 ' 00 "	60	0	19.1	540a	540a	200a	130a	
<b>Sunday</b>	23-Nov-08	Sunday early morning					Sunday morning					Sunday afternoon					Sunday early evening					Sunday late evening														
26 St George Stn – Jane Stn	19.09	LF	2	30 ' 00 "	60	0	19.1	LF	2	30 ' 00 "	60	0	19.1	LF	2	30 ' 00 "	60	0	19.1	LF	2	30 ' 00 "	60	0	19.1	LF	2	30 ' 00 "	60	0	19.1	710a	740a	140a	110a	
<b>111 EAST MALL</b>	Qsy																																			
<b>Monday to Friday</b>	29-Mar-10	Monday-Friday morning peak period					Monday-Friday midday					Monday-Friday afternoon peak period					Monday-Friday early evening					Monday-Friday late evening														
111 Kipling Stn – Eglinton	17.93	LF	5	10 ' 00 "	46	4	23.4	LF	4	12 ' 00 "	46	2	23.4	LF	5	11 ' 00 "	49	6	22.0	LF	3	15 ' 00 "	45	0	23.9	LF	2	20 ' 00 "	36	4	29.9	525a	510a	120a	103a	
<b>Saturday</b>	20-Feb-10	Saturday early morning					Saturday morning					Saturday afternoon					Saturday early evening					Saturday late evening														
111 Kipling Stn – Eglinton	17.93	LF	2	20 ' 00 "	40	0	26.9	LF	3.5	15 ' 00 "	52	0	20.6	LF	5	11 ' 00 "	47	8	22.9	LF	2	20 ' 00 "	39	1	27.6	LF	2	20 ' 00 "	36	4	29.9	551a	610a	102a	1247a	
		Alternates trips with 123 SHORNCLIFFE																																		
<b>Sunday</b>	14-Feb-10	Sunday morning					Sunday afternoon					Sunday early evening					Sunday late evening																			
111 Kipling Stn – Eglinton	17.93	LF	3	15 ' 00 "	45	0	23.9	LF	3	18 ' 00 "	47	7	22.9	LF	2	20 ' 00 "	39	1	27.6	LF	2	20 ' 00 "	36	4	29.9	LF	2	20 ' 00 "	36	4	29.9	820a	849a	103a	1247a	
<b>404 EAST YORK COMMUNITY BUS</b>	W-T																																			
<b>Monday to Friday</b>	Mar-05	Monday-Friday morning peak period					Monday-Friday midday					Monday-Friday afternoon peak period					Monday-Friday early evening					Monday-Friday late evening														
404 East General Hospital – Shoppers World via Victoria Park Stn		CB	1	75 ' 00 "	75	0		CB	1	75 ' 00 "	75	0																								
<b>34 EGLINTON EAST</b>	Egl																																			
<b>Monday to Friday</b>	07-Sep-10	Monday-Friday morning peak period					Monday-Friday midday					Monday-Friday afternoon peak period					Monday-Friday early evening					Monday-Friday late evening														
34 Eglinton Stn – Kingston Rd	33.71	LF	14	8 ' 00 "	112	0	18.1						LF	13	9 ' 15 "	118	3	17.2																		
34C Eglinton Stn – Kennedy Stn	23.33	LF	11	8 ' 00 "	84	4	16.7	LF	12	6 ' 45 "	81	0	17.3	LF	10	9 ' 15 "	86	7	16.3	LF	10	8 ' 00 "	80	0	17.5	LF	5	14 ' 00 "	70	0	20.0	518a	500a	904a	835a	
Combined/Average			25	4 ' 00 "					12	6 ' 45 "					23	4 ' 38 "					10	8 ' 00 "					5	14 ' 00 "				308p	243p	700p	618p	
642a	621a	210a	200a																																	
<b>Saturday</b>	23-Feb-08	Saturday early morning					Saturday morning					Saturday afternoon					Saturday early evening					Saturday late evening														
34C Eglinton Stn – Kennedy Stn	23.33	LF	6	12 ' 00 "	72	0	19.4	LF	9	8 ' 30 "	76	1	18.4	LF	11	7 ' 00 "	76	1	18.4	LF	6	11 ' 00 "	66	0	21.2	LF	4	15 ' 00 "	60	0	23.3	501a	514a	210a	200a	
<b>Sunday</b>	30-Mar-08	Sunday early morning					Sunday morning					Sunday afternoon					Sunday early evening					Sunday late evening														
34C Eglinton Stn – Kennedy Stn	23.33	LF	6	12 ' 00 "	72	0	19.4	LF	6	12 ' 00 "	72	0	19.4	LF	8	9 ' 30 "	72	4	19.4	LF	4	17 ' 00 "	66	2	21.2	LF	3	20 ' 00 "	60	0	23.3	702a	715a	220a	150a	
<b>305 EGLINTON EAST</b>	Egl																																			
<b>Overnight, 7 days a week</b>	14-Feb-10	Monday-Friday overnight					Saturday overnight					Sunday overnight																								
305 Eglinton Stn – Rouge Hill GO Stn	48.20	LF	3.5	30 ' 00 "	105	0	27.5	LF	3.5	30 ' 00 "	105	0	27.5	LF	3.5	30 ' 00 "	105	0	27.5																	
		Alternates trips with 354 LAWRENCE EAST																																		





TORONTO TRANSIT COMMISSION

SERVICE SUMMARY

November 21 to December 18, 2010

Route	RT dist (km) and date of last change	No. of Veh	Service interval	Run time (min)	Term time (min)	Avg spd (km/h)	Veh type	No. of Veh	Service interval	Run time (min)	Term time (min)	Avg spd (km/h)	Veh type	No. of Veh	Service interval	Run time (min)	Term time (min)	Avg spd (km/h)	Veh type	No. of Veh	Service interval	Run time (min)	Term time (min)	Avg spd (km/h)	Veh type	No. of Veh	Service interval	Run time (min)	Term time (min)	Avg spd (km/h)	First dep NB or WB	First dep SB or EB	Last dep NB or WB	Last dep SB or EB			
<b>104 FAYWOOD &amp;</b>	Wil																																				
<b>Monday to Friday</b>	23-Nov-09	Monday-Friday morning peak period			Monday-Friday midday			Monday-Friday afternoon peak period			Monday-Friday early evening			Monday-Friday late evening																							
104 Wilson Stn – Downsview Stn	16.24	LF	4	12' 00"	44	4	22.1	LF	3	14' 00"	38	4	25.6	LF	4	12' 00"	44	4	22.1	LF	3	14' 00"	38	4	25.6	LF	2	20' 00"	38	2	25.6	548a	557a	100a	119a		
<b>Saturday</b>	28-Nov-09	Saturday early morning			Saturday morning			Saturday afternoon			Saturday early evening			Saturday late evening																							
104 Wilson Stn – Downsview Stn	16.24	LF	3	14' 00"	36	6	27.1	LF	3	14' 00"	38	4	25.6	LF	3	14' 00"	38	4	25.6	LF	3	14' 00"	38	4	25.6	LF	2	20' 00"	38	2	25.6	615a	636a	115a	134a		
<b>Sunday</b>	22-Nov-09	Sunday morning			Sunday afternoon			Sunday early evening			Sunday late evening																										
104 Wilson Stn – Downsview Stn	16.24		LF	2	20' 00"	38	2	25.6	LF	2	20' 00"	38	2	25.6	LF	2	20' 00"	38	2	25.6	LF	2	20' 00"	38	2	25.6	LF	2	20' 00"	38	2	25.6	745a	805a	125a	125a	
<b>139 FINCH-DON MILLS &amp;</b>	Mal																																				
<b>Monday to Friday</b>	12-Oct-10	Monday-Friday morning peak period			Monday-Friday midday			Monday-Friday afternoon peak period			Monday-Friday early evening																										
139E Don Mills Stn – Neilson & Finch	27.24	Lift	5	14' 00"	70	0	23.3						Lift	5	14' 00"	70	0	23.3																			
<b>39 FINCH EAST &amp;</b>	Mal																																				
<b>Monday to Friday</b>	22-Nov-10	Monday-Friday morning peak period			Monday-Friday midday			Monday-Friday afternoon peak period			Monday-Friday early evening			Monday-Friday late evening																							
39 Finch Stn – Seneca College	11.39	Lift	5	7' 00"	32	3	21.4						Lift	4	9' 00"	32	4	21.4																			
39F Finch Stn – Seneca College Express	33.46	Lift	28	3' 30"	96	2	20.9	Lift	17	5' 00"	85	0	23.6	Lift	23	4' 30"	100	4	20.1	Lift	11	8' 00"	86	2	23.3	Lift	13	5' 30"	72	0	28.1	625a	644a	859a	857a		
39D Finch Stn – Neilson	33.46	Lift	1	14' 00"	108	4	24.0						Lift	1	13' 30"	112	5	23.1																			
39G Finch Stn – Old Finch	43.12	Lift	1	14' 00"	108	4	24.0						Lift	1	13' 30"	112	5	23.1																			
Combined/Average			34	2' 20"					17	5' 00"				28	3' 00"					11	8' 00"																
			39/39F buses operate WB as 39 (local) and operate EB as 39F (express) Every 4th 39D operates as a 39G								39/39F buses operate EB as 39 (local) and operate WB as 39F (express) Every 3rd 39D operates as a 39G																										
<b>Saturday</b>	16-Oct-10	Saturday early morning			Saturday morning			Saturday afternoon			Saturday early evening			Saturday late evening																							
39D Finch Stn – Neilson	33.46	Lift	12	7' 30"	88	2	22.8	Lift	12	7' 30"	90	0	22.3	Lift	13	7' 00"	91	0	22.1	Lift	18	5' 00"	86	4	23.3	Lift	9	8' 00"	70	2	28.7	501a	531a	200a	200a		
<b>Sunday</b>	28-Mar-10	Sunday early morning			Sunday morning			Sunday afternoon			Sunday early evening			Sunday late evening																							
39D Finch Stn – Neilson	33.46	Lift	16	5' 45"	90	2	22.3	Lift	16	5' 45"	90	2	22.3	Lift	21	4' 20"	90	1	22.3	Lift	12	7' 15"	85	2	23.8	Lift	7	10' 00"	70	0	28.7	500a	530a	200a	225a		
<b>308 FINCH EAST &amp;</b>	Mal/Arw																																				
<b>Overnight, 7 days a week</b>	16-Feb-03	Monday-Friday overnight			Saturday overnight			Sunday overnight																													
308 Finch Stn – Markham Rd	33.57	LF	2	30' 00"	64	0	31.5	LF	2	30' 00"	64	0	31.5	LF	2	30' 00"	64	0	31.5																		
			Alternates trips with 309 FINCH WEST								Alternates trips with 309 FINCH WEST										Alternates trips with 309 FINCH WEST																
<b>199 FINCH ROCKET &amp;</b>	Mal																																				
<b>Monday to Friday</b>	22-Nov-10	Monday-Friday morning peak period			Monday-Friday midday			Monday-Friday afternoon peak period			Monday-Friday early evening																										
199 Finch Stn-Scarborough Centre Stn	33.02	Lift	24	4' 00"	92	4	21.5	Lift	15	5' 20"	80	0	24.8	Lift	17	5' 30"	94	0	21.2	Lift	10	8' 00"	80	0	24.8												
<b>Saturday</b>	16-Oct-10	Saturday morning			Saturday afternoon																																
199 Finch Stn-Scarborough Centre Stn	33.02		Lift	11	7' 30"	82	0	24.0	Lift	12	7' 00"	84	0	23.6																							



TORONTO TRANSIT COMMISSION

SERVICE SUMMARY

November 21 to December 18, 2010

Table with columns for Route, RT dist (km) and date of last change, No. of Veh, Service interval, Run time (min), Term time (min), Avg spd (km/h), and various service period details (Monday-Friday morning peak period, Monday-Friday midday, Monday-Friday afternoon peak period, Monday-Friday early evening, Monday-Friday late evening, Saturday early morning, Saturday morning, Saturday afternoon, Saturday early evening, Saturday late evening, Sunday early morning, Sunday morning, Sunday afternoon, Sunday early evening, Sunday late evening). Includes routes 36 FINCH WEST, 309 FINCH WEST, 100 FLEMINGDON PARK, 33 FOREST HILL.



**TORONTO TRANSIT COMMISSION**

**SERVICE SUMMARY**

November 21 to December 18, 2010

Route	RT dist (km) and date of last change	Monday-Friday morning peak period					Monday-Friday midday					Monday-Friday afternoon peak period					Monday-Friday early evening					Monday-Friday late evening					First dep NB or WB	First dep SB or EB	Last dep NB or WB	Last dep SB or EB									
		Veh type	No. of Veh	Service interval	Run time (min)	Term time (min)	Avg spd (km/h)	Veh type	No. of Veh	Service interval	Run time (min)	Term time (min)	Avg spd (km/h)	Veh type	No. of Veh	Service interval	Run time (min)	Term time (min)	Avg spd (km/h)	Veh type	No. of Veh	Service interval	Run time (min)	Term time (min)	Avg spd (km/h)	Veh type					No. of Veh	Service interval	Run time (min)	Term time (min)	Avg spd (km/h)				
<b>135 GERRARD &amp;</b>	Bir																																						
<b>Monday to Friday</b>	10-May-10	Monday-Friday morning peak period					Monday-Friday midday					Monday-Friday afternoon peak period					Monday-Friday early evening					Monday-Friday late evening																	
135 Warden Stn – Main Street Stn	10.81	LF	2	18'00"	36	0	18.0	LF	2	18'00"	36	0	18.0	LF	2	18'00"	36	0	18.0	LF	1	30'00"	30	0	21.6	LF	1	30'00"	26	4	25.0	547a	530a	132a	145a				
<b>Saturday</b>	29-Nov-08	Saturday early morning					Saturday morning					Saturday afternoon					Saturday early evening					Saturday late evening																	
135 Warden Stn – Main Street Stn	10.81	LF	1	30'00"	30	0	21.6	LF	2	20'00"	35	5	18.5	LF	2	20'00"	35	5	18.5	LF	1	30'00"	30	0	21.6	LF	1	30'00"	30	0	21.6	615a	600a	105a	120a				
<b>Sunday</b>	23-Nov-08	Sunday morning					Sunday afternoon					Sunday early evening					Sunday late evening																						
135 Warden Stn – Main Street Stn	10.81		LF	1	30'00"	30	0	21.6		LF	1	30'00"	30	0	21.6		LF	1	30'00"	30	0	21.6		LF	1	30'00"	30	0	21.6	855a	910a	125a	110a						
<b>14 GLENCAIRN &amp;</b>	Wil																																						
<b>Monday to Friday</b>	04-Aug-09	Monday-Friday morning peak period					Monday-Friday midday					Monday-Friday afternoon peak period					Monday-Friday early evening					Monday-Friday late evening																	
14 Davisville Stn – Caledonia	13.42	LF	3	20'00"	48	12	16.8	LF	2	24'00"	45	3	17.9	LF	3	20'00"	48	12	16.8	LF	2	20'00"	40	0	20.1	LF	2	20'00"	40	0	20.1	600a	537a	105a	1245a				
<b>Saturday</b>	08-Aug-09	Saturday early morning					Saturday early morning					Saturday early morning					Saturday early morning					Saturday early morning																	
14 Davisville Stn – Caledonia	13.42	LF	2	20'00"	40	0	20.1	LF	2	24'00"	45	3	17.9	LF	2	24'00"	45	3	17.9	LF	2	20'00"	40	0	20.1	LF	2	20'00"	40	0	20.1	600a	540a	100a	1240a				
<b>Sunday</b>	02-Aug-09	Saturday early morning					Saturday early morning					Saturday early morning					Saturday early morning																						
14 Davisville Stn – Caledonia	13.42		LF	2	20'00"	40	0	20.1		LF	2	20'00"	40	0	20.1		LF	2	20'00"	40	0	20.1		LF	2	20'00"	40	0	20.1	900a	835a	100a	1240a						
<b>122 GRAYDON HALL &amp;</b>	Wil																																						
<b>Monday to Friday</b>	07-Sep-10	Monday-Friday morning peak period					Monday-Friday midday					Monday-Friday afternoon peak period					Monday-Friday early evening					Monday-Friday late evening																	
122 York Mills Stn – Roywood via Lesmill	18.76	LF	5	12'00"	58	2	19.4	LF	3	17'00"	48	3	23.5	LF	5	13'00"	62	3	18.2	LF	1.5	30'00"	55	0	20.5	LF	1.5	30'00"	48	4	23.5	615a	615a	129a	105a				
<b>Saturday</b>	26-Jun-10	Saturday early morning					Saturday morning					Saturday afternoon					Alternates trips with 115 SILVER HILLS Saturday early evening					Alternates trips with 115 SILVER HILLS Saturday late evening																	
122 York Mills Stn – Roywood via Lesmill	18.76	LF	1.5	30'00"	50	3	22.5	LF	1.5	30'00"	50	3	22.5	LF	1.5	30'00"	50	3	22.5	LF	1.5	30'00"	45	5	25.0	LF	1.5	30'00"	45	5	25.0	610a	615a	137a	115a				
<b>Sunday</b>	20-Jun-10	Alternates trips with 115 SILVER HILLS					Alternates trips with 115 SILVER HILLS Sunday morning					Alternates trips with 115 SILVER HILLS Sunday afternoon					Alternates trips with 115 SILVER HILLS Sunday early evening					Alternates trips with 115 SILVER HILLS Sunday late evening																	
122 York Mills Stn – Roywood via Lesmill	18.76		LF	1.5	30'00"	50	3	22.5		LF	1.5	30'00"	50	3	22.5		LF	1.5	30'00"	50	3	22.5		LF	1.5	30'00"	45	5	25.0	LF	1.5	30'00"	45	5	25.0	910a	845a	137a	115a
<b>31 GREENWOOD &amp;</b>	Bir																																						
<b>Monday to Friday</b>	29-Mar-10	Monday-Friday morning peak period					Monday-Friday midday					Monday-Friday afternoon peak period					Monday-Friday early evening					Monday-Friday late evening																	
31 Greenwood Stn – Queen	4.70	LF	3	8'00"	24	0	11.7	LF	2	12'00"	24	0	11.7	LF	3	8'00"	24	0	11.7	LF	2	10'00"	20	0	14.1														
31B Greenwood Stn – Eastern	6.68	31B operates until 800a, 31 operates after 800a																																					
		4 Trips 31B operates approx 330p to 415p																																					
<b>Saturday</b>	29-Nov-08	Saturday early morning					Saturday morning					Saturday afternoon					Saturday early evening					Saturday late evening																	
31 Greenwood Stn – Queen	4.70		LF	1	20'00"	20	0	14.1		LF	1	20'00"	20	0	14.1		LF	1	20'00"	20	0	14.1		LF	1	20'00"	20	0	14.1										
31B Greenwood Stn – Eastern	6.68	LF	1	25'00"	25	0	16.0																																
<b>Sunday</b>	23-Nov-08	Sunday early morning					Sunday morning					Sunday afternoon					Sunday early evening					Sunday late evening																	
31 Greenwood Stn – Queen	4.70		LF	1	20'00"	20	0	14.1		LF	1	20'00"	20	0	14.1		LF	1	20'00"	20	0	14.1		LF	1	20'00"	20	0	14.1										
31B Greenwood Stn – Eastern	6.68	LF	1	25'00"	25	0	16.0																																



TORONTO TRANSIT COMMISSION

SERVICE SUMMARY

November 21 to December 18, 2010

Route	RT dist (km) and date of last change	Monday-Friday morning peak period					Monday-Friday midday					Monday-Friday afternoon peak period					Monday-Friday early evening					Monday-Friday late evening					First dep NB or WB	First dep SB or EB	Last dep NB or WB	Last dep SB or EB					
		Veh type	No. of Veh	Service interval	Run time (min)	Term time (min)	Avg spd (km/h)	Veh type	No. of Veh	Service interval	Run time (min)	Term time (min)	Avg spd (km/h)	Veh type	No. of Veh	Service interval	Run time (min)	Term time (min)	Avg spd (km/h)	Veh type	No. of Veh	Service interval	Run time (min)	Term time (min)	Avg spd (km/h)	Veh type					No. of Veh	Service interval	Run time (min)	Term time (min)	Avg spd (km/h)
<b>509 HARBOURFRONT</b>	Ron																																		
<b>Monday to Friday</b>	07-Sep-10	Monday-Friday morning peak period					Monday-Friday midday					Monday-Friday afternoon peak period					Monday-Friday early evening					Monday-Friday late evening													
509 Exhibition – Union Station	9.30	CLRV	6	6 ' 00 "	34	2	16.4	CLRV	4	9 ' 00 "	32	4	17.4	CLRV	7	5 ' 30 "	34	5	16.4	CLRV	5	7 ' 15 "	32	5	17.6	CLRV	2	15 ' 00 "	30	0	18.6	603a	548a	115a	100a
<b>Saturday</b>	11-Sep-10	Saturday early morning					Saturday morning					Saturday afternoon					Saturday early evening					Saturday late evening													
509 Exhibition – Union Station	9.30	CLRV	2	17 ' 00 "	32	2	17.4	CLRV	4	9 ' 00 "	32	4	17.4	CLRV	4	10 ' 00 "	34	6	16.4	CLRV	3	12 ' 00 "	32	4	17.4	CLRV	2	15 ' 00 "	30	0	18.6	610a	555a	115a	100a
<b>Sunday</b>	05-Sep-10	Sunday morning					Sunday afternoon					Sunday early evening					Sunday late evening																		
509 Exhibition – Union Station	9.30							CLRV	3	12 ' 00 "	32	4	17.4	CLRV	4	10 ' 00 "	34	6	16.4	CLRV	2	17 ' 00 "	32	2	17.4	CLRV	2	15 ' 00 "	30	0	18.6	901a	845a	115a	100a
<b>38 HIGHLAND CREEK &amp;</b>	Mal																																		
<b>Monday to Friday</b>	07-Sep-10	Monday-Friday morning peak period					Monday-Friday midday					Monday-Friday afternoon peak period					Monday-Friday early evening					Monday-Friday late evening													
38 Scarborough Centre Stn – Rouge Hill GO Stn	24.01	LF	4.5	15 ' 00 "	66	2	21.3	LF	5.5	12 ' 00 "	60	6	21.8	LF	6	12 ' 00 "	70	2	20.0	LF	5	12 ' 00 "	60	0	24.0	LF	2.5	20 ' 00 "	50	0	28.8	503a	530a	115a	130a
38A Scarborough Centre Stn – U of T Scarborough	18.10	LF	3.5	15 ' 00 "	42	11	20.7	LF	3.5	12 ' 00 "	40	2	25.9	LF	4	12 ' 00 "	48	0	22.6																
			8	7 ' 30 "					9	6 ' 00 "					10	6 ' 00 "					5	12 ' 00 "					2.5	20 ' 00 "							
			Alternates trips with 133 NEILSON																																
<b>Saturday</b>	10-Jan-09	Saturday early morning					Saturday morning					Saturday afternoon					Saturday early evening					Saturday late evening													
38 Scarborough Centre Stn – Rouge Hill GO Stn	24.01	LF	4	15 ' 00 "	60	0	24.0	LF	4	15 ' 00 "	60	0	24.0	LF	5	12 ' 00 "	60	0	24.0	LF	3	20 ' 00 "	60	0	24.0	LF	2.5	20 ' 00 "	50	0	28.8	551a	621a	1255a	110a
			Alternates trips with 133 NEILSON																																
<b>Sunday</b>	04-Jan-09	Sunday morning					Sunday afternoon					Sunday early evening					Sunday late evening																		
38 Scarborough Centre Stn – Rouge Hill GO Stn	24.01							LF	4	15 ' 00 "	60	0	24.0	LF	4	15 ' 00 "	60	0	24.0	LF	2	30 ' 00 "	60	0	24.0	LF	2	30 ' 00 "	60	0	24.0	850a	820a	100a	100a
<b>191 HIGHWAY 27 ROCKET &amp;</b>	Arw																																		
<b>Monday to Friday</b>	07-Sep-10	Monday-Friday morning peak period					Monday-Friday midday					Monday-Friday afternoon peak period					Monday-Friday early evening					Monday-Friday late evening													
191 Kipling Stn – Steeles	41.99	LF	13	6 ' 00 "	76	2	33.2	LF	7	10 ' 00 "	70	0	36.0	LF	13	6 ' 30 "	84	1	30.0	LF	3	22 ' 00 "	66	0	38.2	LF	2	30 ' 00 "	60	0	42.0	612a	505a	100a	1230a
191A Kipling Stn – Humber College	31.53																																		
			Operates NB via Attwell and Royalcrest													Operates SB via Royalcrest and Attwell																			
<b>Saturday</b>	09-Jan-10	Saturday early morning					Saturday morning					Saturday afternoon					Saturday early evening					Saturday late evening													
191 Kipling Stn – Steeles	38.59	LF	2	30 ' 00 "	60	0	38.6	LF	4	17 ' 00 "	66	2	35.1	LF	6	12 ' 00 "	66	6	35.1	LF	3	22 ' 00 "	66	0	35.1	LF	2	30 ' 00 "	60	0	38.6	630a	600a	100a	1230a
<b>Sunday</b>	21-Jun-09	Sunday morning					Sunday afternoon					Sunday early evening					Sunday late evening																		
191 Kipling Stn – Steeles	38.59							LF	3	20 ' 00 "	60	0	38.6	LF	3	22 ' 00 "	66	0	35.1	LF	3	22 ' 00 "	66	0	35.1	LF	2	30 ' 00 "	60	0	38.6	850a	815a	100a	1230a
<b>169 HUNTINGWOOD &amp;</b>	Egl																																		
<b>Monday to Friday</b>	04-Jan-10	Monday-Friday morning peak period					Monday-Friday midday					Monday-Friday afternoon peak period					Monday-Friday early evening					Monday-Friday late evening													
169 Don Mills Stn – Scarborough Centre Stn	24.16	LF	4	20 ' 00 "	76	4	19.1						LF	3	30 ' 00 "	79	11	18.3																	
169A Don Mills Stn – Scarborough Centre Stn via Van Horne	28.39							LF	3	30 ' 00 "	87	3	19.6							LF	3	30 ' 00 "	85	5	20.0	LF	3	30 ' 00 "	82	8	20.8	530a	540a	900a	840a
<b>Saturday</b>	09-Jan-10	Saturday early morning					Saturday morning					Saturday afternoon					Saturday early evening					Saturday late evening													
169A Don Mills Stn – Scarborough Centre Stn via Van Horne	28.39	LF	3	30 ' 00 "	85	5	20.0	LF	3	30 ' 00 "	85	5	20.0	LF	3	30 ' 00 "	85	5	20.0	LF	3	30 ' 00 "	85	5	20.0	LF	3	30 ' 00 "	82	8	20.8	600a	545a	100a	115a
<b>Sunday</b>	03-Jan-10	Sunday morning					Sunday afternoon					Sunday early evening					Sunday late evening																		
169A Don Mills Stn – Scarborough Centre Stn via Van Horne	28.39							LF	3	30 ' 00 "	82	8	20.8	LF	3	30 ' 00 "	82	8	20.8	LF	3	30 ' 00 "	82	8	20.8	LF	3	30 ' 00 "	82	8	20.8	915a	900a	1245a	100a





**TORONTO TRANSIT COMMISSION**

**SERVICE SUMMARY**

November 21 to December 18, 2010

Route	RT dist (km) and date of last change	Service outside Toronto north of Steeles Avenue is provided under contract to York Region.															First dep NB or WB	First dep SB or EB	Last dep NB or WB	Last dep SB or EB																														
		Veh type	No. of Veh	Service interval	Run time (min)	Term time (min)	Avg spd (km/h)	Veh type	No. of Veh	Service interval	Run time (min)	Term time (min)	Avg spd (km/h)	Veh type	No. of Veh	Service interval					Run time (min)	Term time (min)	Avg spd (km/h)	Veh type	No. of Veh	Service interval	Run time (min)	Term time (min)	Avg spd (km/h)																					
<b>37 ISLINGTON &amp;</b>	Arw	Service outside Toronto north of Steeles Avenue is provided under contract to York Region.																																																
<b>Monday to Friday</b>	07-Sep-10	Monday-Friday morning peak period					Monday-Friday midday					Monday-Friday afternoon peak period					Monday-Friday early evening					Monday-Friday late evening																												
37 Islington Stn – Steeles	28.45	LF	12	7 ' 30 "	85	5	20.1	LF	7	12 ' 00 "	77	7	22.2	LF	10	9 ' 00 "	85	5	20.1	LF	3	30 ' 00 "	80	10	21.3	LF	3	30 ' 00 "	76	14	22.5	545a	522a	231a	145a															
37A Islington Stn – Woodbine Centre and Humberwood via Rexdale Blvd	33.25	LF	4	22 ' 30 "	84	6	23.8	LF	7	12 ' 00 "	84	0	23.8	LF	5	18 ' 00 "	90	0	22.2	LF	3	30 ' 00 "	89	1	22.4	LF	3	30 ' 00 "	82	8	24.3	552a	559a	115a	1236a															
37D Islington Stn – Highway 7 via Pine Valley	38.86	LF	1	30 ' 00 "	115	5	20.3	LF	1	36 ' 00 "	101	19	23.1	LF	1	36 ' 00 "	115	11	20.3														549a	600a	604p	713p														
Combined/Average			17	5 ' 38 "				15	6 ' 00 "				16	6 ' 00 "					6	15 ' 00 "					6	15 ' 00 "																								
			Every 4th 37 operates as a 37D					Every 3rd 37 operates as a 37D					Every 4th 37 operates as a 37D																																					
<b>Saturday</b>	28-Nov-09	Saturday early morning					Saturday morning					Saturday afternoon					Saturday early evening					Saturday late evening																												
37 Islington Stn – Steeles	28.45	LF	4	20 ' 00 "	80	0	21.3	LF	4	20 ' 00 "	80	0	21.3	LF	4	20 ' 00 "	80	0	21.3	LF	3	30 ' 00 "	75	15	22.8	LF	3	30 ' 00 "	75	15	22.8	548a	537a	231a	145a															
37A Islington Stn – Woodbine Centre and Humberwood via Rexdale Blvd	33.25	LF	3	24 ' 00 "	72	0	27.7	LF	8	10 ' 00 "	72	8	27.7	LF	9	8 ' 30 "	72	5	27.7	LF	8	10 ' 00 "	72	8	27.7	LF	5	15 ' 00 "	72	3	27.7	552a	612a	115a	1237a															
Combined/Average			7	10 ' 55 "				12	6 ' 40 "				13	5 ' 58 "					11	7 ' 30 "					8	10 ' 00 "																								
<b>Sunday</b>	03-Jan-10	Sunday early morning					Sunday morning					Sunday afternoon					Sunday early evening					Sunday late evening																												
37 Islington Stn – Steeles	28.45						LF	4	20 ' 00 "	75	5	22.8	LF	4	20 ' 00 "	75	5	22.8	LF	3	30 ' 00 "	75	15	22.8											900a	830a	948p	1018p												
37A Islington Stn – Woodbine Centre and Humberwood via Rexdale Blvd	33.25	LF	3	24 ' 00 "	70	2	28.5	LF	6	12 ' 00 "	72	0	27.7	LF	8	10 ' 00 "	72	8	27.7	LF	4	20 ' 00 "	72	8	27.7	LF	3	30 ' 00 "	72	18	27.7	552a	602a	117a	1234a															
37C Islington Stn – Steeles & Kipling	31.32																								LF	3	30 ' 00 "	81	9	23.2	1004p	1045p	239a	145a																
Combined/Average			3	24 ' 00 "				10	7 ' 30 "				12	6 ' 40 "					7	12 ' 00 "					6	15 ' 00 "																								
<b>311 ISLINGTON &amp;</b>	Arw	Service outside Toronto north of Steeles Avenue is provided under contract to York Region.																																																
<b>Overnight, 7 days a week</b>	23-Nov-08	Monday-Friday overnight					Saturday overnight					Sunday overnight																																						
311 Lake Shore – Steeles	41.56	LF	3	30 ' 00 "	90	0	27.7	LF	3	30 ' 00 "	90	0	27.7	LF	3	30 ' 00 "	90	0	27.7																															
<b>110 ISLINGTON SOUTH &amp;</b>	Qsy	Service outside Toronto north of Steeles Avenue is provided under contract to York Region.																																																
<b>Monday to Friday</b>	29-Mar-10	Monday-Friday morning peak period					Monday-Friday midday					Monday-Friday afternoon peak period					Monday-Friday early evening					Monday-Friday late evening																												
110 Islington Stn – Lake Shore	11.52	LF	4	11 ' 00 "	38	6	18.2	LF	1.5	22 ' 00 "	33	0	20.9	LF	4	11 ' 00 "	40	4	17.3	LF	1.5	22 ' 00 "	33	0	20.9	LF	1	30 ' 00 "	30	0	23.0	531a	545a	245a	230a															
110A Islington Stn – Long Branch via Horner and Browns Line	17.56	LF	2.5	22 ' 00 "	53	2	19.9	LF	2.5	22 ' 00 "	53	2	19.9	LF	3	22 ' 00 "	56	10	18.8	LF	2.5	22 ' 00 "	54	1	19.5	LF	2	30 ' 00 "	50	10	21.1	518a	555a	120a	115a															
110B Islington Stn – Long Branch via Horner and 30th Street	17.53	LF	2.5	22 ' 00 "	53	2	19.8						LF	3	22 ' 00 "	56	10	18.8																	610a	605a	844a	902a												
Combined/Average			9	5 ' 30 "				4	11 ' 00 "				10	5 ' 30 "					4	11 ' 00 "					3	15 ' 00 "									219p	215p	647p	639p												
<b>Saturday</b>	09-Jan-10	Saturday early morning					Saturday morning					Saturday afternoon					Saturday early evening					Saturday late evening																												
110 Islington Stn – Lake Shore	11.52	LF	1.5	22 ' 00 "	33	0	20.9	LF	1.5	22 ' 00 "	33	0	20.9	LF	1.5	22 ' 00 "	33	0	20.9	LF	1.5	20 ' 00 "	30	0	23.0	LF	1	30 ' 00 "	30	0	23.0	540a	601a	245a	230a															
110A Islington Stn – Long Branch via Horner and Browns Line	17.56	LF	2.5	22 ' 00 "	54	1	19.5	LF	2.5	22 ' 00 "	54	1	19.5	LF	2.5	22 ' 00 "	54	1	19.5	LF	2.5	20 ' 00 "	50	0	21.1	LF	2	30 ' 00 "	50	10	21.1	546a	550a	1250a	115a															
Combined/Average			4	11 ' 00 "				4	11 ' 00 "				4	11 ' 00 "					4	10 ' 00 "					3	15 ' 00 "																								
<b>Sunday</b>	03-Jan-10	Sunday morning					Sunday afternoon					Sunday early evening					Sunday late evening																																	
110 Islington Stn – Lake Shore	11.52						LF	1.5	20 ' 00 "	30	0	23.0	LF	1.5	20 ' 00 "	30	0	23.0	LF	1	30 ' 00 "	30	0	23.0	LF	1	30 ' 00 "	30	0	23.0	830a	900a	245a	230a																
110A Islington Stn – Long Branch via Horner and Browns Line	17.56						LF	2.5	20 ' 00 "	50	0	21.1	LF	2.5	20 ' 00 "	50	0	21.1	LF	2	30 ' 00 "	50	10	21.1	LF	2	30 ' 00 "	50	10	21.1	835a	845a	1250a	115a																
Combined/Average								4	10 ' 00 "				4	10 ' 00 "					3	15 ' 00 "					3	15 ' 00 "																								

Overnight service on Islington Avenue provided by 311 ISLINGTON



**TORONTO TRANSIT COMMISSION**

**SERVICE SUMMARY**

November 21 to December 18, 2010

Route	RT dist (km) and date of last change	No. of Veh	Service interval	Run time (min)	Term time (min)	Avg spd (km/h)	No. of Veh	Service interval	Run time (min)	Term time (min)	Avg spd (km/h)	No. of Veh	Service interval	Run time (min)	Term time (min)	Avg spd (km/h)	No. of Veh	Service interval	Run time (min)	Term time (min)	Avg spd (km/h)	No. of Veh	Service interval	Run time (min)	Term time (min)	Avg spd (km/h)	First dep NB or WB	First dep SB or EB	Last dep NB or WB	Last dep SB or EB						
<b>35 JANE</b>	Arw	Service outside Toronto north of Steeles Avenue is provided under contract to York Region																																		
<b>Monday to Friday</b>	07-Sep-10	Monday-Friday morning peak period						Monday-Friday midday						Monday-Friday afternoon peak period						Monday-Friday early evening						Monday-Friday late evening										
35A Jane Stn – Steeles via Hullmar	31.17	LF	9	11 ' 00 "	91	8	20.6					LF	6	17 ' 00 "	99	3	18.9																			
35B Jane Stn – Pioneer Village & Steeles	29.71							LF		27 ' 00 "	92	3	19.4	LF	6	17 ' 00 "	97	5	18.4	LF		26 ' 00 "	90	0	19.8											
35C Jane Stn – Steeles	29.69	LF	9	11 ' 00 "	93	6	19.2	LF	21	4 ' 30 "	92	3	19.4	LF	6	17 ' 00 "	97	5	18.4	LF	14	6 ' 30 "	90	0	19.7	LF	9	9 ' 00 "	76	5	23.4					
35D Jane Stn – Langstaff Rd	40.41	LF	11	11 ' 00 "	117	4	20.7	LF	1	27 ' 00 "	117	5	20.7	LF	8	17 ' 00 "	125	11	19.4	LF	1	26 ' 00 "	115	2	21.1											
35E Jane Stn – York University Express	34.28	LF	7	12 ' 40 "	88	1	23.4					LF	8	12 ' 30 "	100	0	20.6																			
Combined/Average			36	2 ' 51 "					22	4 ' 30 "				34	3 ' 10 "					14.9	6 ' 30 "					9	9 ' 00 "									
									Every 6th 35C operates as a 35B Every 6th 35C operates as a 35D											Every 4th 35C operates as a 35B Every 4th 35C operates as a 35D																
<b>Saturday</b>	06-Sep-08	Saturday early morning						Saturday morning						Saturday afternoon						Saturday early evening						Saturday late evening										
35B Jane Stn – Pioneer Village & Steeles	29.71							LF		30 ' 00 "	93	2	19.1	LF		26 ' 00 "	93	2	19.1	LF	7.5	12 ' 00 "	86	4	20.7											
35C Jane Stn – Steeles	29.69	LF	12	7 ' 00 "	80	4	22.3	LF	19	5 ' 00 "	93	2	19.2	LF	22	4 ' 20 "	93	2	19.2	LF	7.5	12 ' 00 "	86	4	20.7	LF	8	10 ' 00 "	76	4	23.4					
35D Jane Stn – Langstaff Rd	40.41	LF	1	28 ' 00 "	97	15	25.0	LF	1	30 ' 00 "	117	8	20.7	LF	1	26 ' 00 "	118	3	20.5																	
Combined/Average			13	7 ' 00 "					20	5 ' 00 "				23	4 ' 20 "					15	6 ' 00 "					8	10 ' 00 "									
									Every 6th 35C operates as a 35B Every 4th 35C operates as a 35D											Every 6th 35C operates as a 35B Every 6th 35C operates as a 35D																
<b>Sunday</b>	15-Feb-09	Sunday early morning						Sunday morning						Sunday afternoon						Sunday early evening						Sunday late evening										
35B Jane Stn – Pioneer Village & Steeles	29.71							LF	8	11 ' 00 "	84	4	21.2	LF	9.5	10 ' 00 "	90	5	19.8	LF	6	14 ' 00 "	83	1	21.5											
35C Jane Stn – Steeles	29.69	LF	3	30 ' 00 "	74	16	24.1	LF	8	11 ' 00 "	84	4	21.2	LF	9.5	10 ' 00 "	90	5	19.8	LF	6	14 ' 00 "	83	1	21.5	LF	8	10 ' 00 "	76	4	23.4					
Combined/Average			3	30 ' 00 "					16	5 ' 30 "				19	5 ' 00 "					12	7 ' 00 "					8	10 ' 00 "									
<b>313 JANE</b>	Arw	Monday-Friday overnight																																		
<b>Overnight, 7 days a week</b>	31-Jul-05	Monday-Friday overnight						Saturday overnight						Sunday overnight																						
313 Steeles – Queen via Dundas and Roncesvalles	37.42	LF	3	30 ' 00 "	90	0	24.9	LF	3	30 ' 00 "	90	0	24.9	LF	3	30 ' 00 "	90	0	24.9																	
<b>83 JONES</b>	Bir	Monday-Friday morning peak period																																		
<b>Monday to Friday</b>	17-Feb-09	Monday-Friday morning peak period						Monday-Friday midday						Monday-Friday afternoon peak period						Monday-Friday early evening						Monday-Friday late evening										
83 Donlands Stn – Commissioners	7.61	LF	3	12 ' 00 "	36	0	12.7	LF	1	30 ' 00 "	30	0	15.2	LF	2	18 ' 00 "	36	0	12.7	LF	1	30 ' 00 "	30	0	15.2	LF	1	30 ' 00 "	30	0	15.2					
<b>Saturday</b>	16-Oct-10	Saturday early morning						Saturday morning						Saturday afternoon						Saturday early evening						Saturday late evening										
83 Donlands Stn – Commissioners	7.61	LF	1	30 ' 00 "	30	0	15.2	LF	1	30 ' 00 "	30	0	15.2	LF	1	30 ' 00 "	30	0	15.2	LF	1	30 ' 00 "	30	0	15.2	LF	1	30 ' 00 "	30	0	15.2					
<b>Sunday</b>	10-Oct-10	Sunday morning						Sunday afternoon						Sunday early evening						Sunday late evening																
83 Donlands Stn – Commissioners	7.61							LF	1	30 ' 00 "	30	0	15.2	LF	1	30 ' 00 "	30	0	15.2	LF	1	30 ' 00 "	30	0	15.2	LF	1	30 ' 00 "	30	0	15.2					
<b>40 JUNCTION</b>	MtD	Monday-Friday morning peak period																																		
<b>Monday to Friday</b>	24-Nov-08	Monday-Friday morning peak period						Monday-Friday midday						Monday-Friday afternoon peak period						Monday-Friday early evening						Monday-Friday late evening										
40 Dundas West Stn – Runnymede	6.03	LF	3	8 ' 00 "	20	4	18.1	LF	2	15 ' 00 "	30	0	12.1	LF	4	7 ' 30 "	30	0	12.1	LF	2	12 ' 00 "	22	2	16.4	LF	1	20 ' 00 "	16	4	22.6					
<b>Saturday</b>	29-Nov-08	Saturday early morning						Saturday morning						Saturday afternoon						Saturday early evening						Saturday late evening										
40 Dundas West Stn – Runnymede	6.03	LF	2	8 ' 00 "	14	2	25.8	LF	2	12 ' 00 "	22	2	16.4	LF	2	15 ' 00 "	30	0	12.1	LF	2	12 ' 00 "	18	6	20.1	LF	1	20 ' 00 "	16	4	22.6					
<b>Sunday</b>	23-Nov-08	Sunday early morning						Sunday morning						Sunday afternoon						Sunday early evening						Sunday late evening										
40 Dundas West Stn – Runnymede	6.03	LF	1	20 ' 00 "	14	6	25.8	LF	2	12 ' 00 "	20	4	18.1	LF	2	12 ' 00 "	20	4	18.1	LF	2	12 ' 00 "	18	6	20.1	LF	1	20 ' 00 "	14	6	25.8					

Overnight service provided by 313 JANE



**TORONTO TRANSIT COMMISSION**

**SERVICE SUMMARY**

November 21 to December 18, 2010

Route	RT dist (km) and date of last change	Monday-Friday morning peak period					Monday-Friday midday					Monday-Friday afternoon peak period					Monday-Friday early evening					Monday-Friday late evening					First dep NB or WB	First dep SB or EB	Last dep NB or WB	Last dep SB or EB																
		Veh type	No. of Veh	Service interval	Run time (min)	Term time (min)	Avg spd (km/h)	Veh type	No. of Veh	Service interval	Run time (min)	Term time (min)	Avg spd (km/h)	Veh type	No. of Veh	Service interval	Run time (min)	Term time (min)	Avg spd (km/h)	Veh type	No. of Veh	Service interval	Run time (min)	Term time (min)	Avg spd (km/h)	Veh type					No. of Veh	Service interval	Run time (min)	Term time (min)	Avg spd (km/h)											
<b>41 KEELE &amp; STEELES</b>	MtD																																													
<b>Monday to Friday</b>	07-Sep-10	Monday-Friday morning peak period					Monday-Friday midday					Monday-Friday afternoon peak period					Monday-Friday early evening					Monday-Friday late evening																								
41 Keele Stn – York University and Steeles	32.46																																													
41B Keele Stn – Steeles & Petrolia via York University	33.25	LF	14	7' 45"	108	1	18.5	LF	15	7' 20"	110	0	18.1	LF	17	7' 05"	120	1	16.6																											
41E Keele Stn – York University Express	27.36	LF	8	11' 30"	90	2	18.2						LF	9	11' 00"	99	0	16.6																												
Combined/Average			22	4' 38"				15	7' 20"				26	4' 19"				7	15' 00"				4	24' 00"																						
<b>Saturday</b>	29-Nov-08	Saturday early morning					Saturday morning					Saturday afternoon					Saturday early evening					Saturday late evening																								
41 Keele Stn – York University and Steeles	32.46	LF	8	12' 00"	96	0	20.3	LF	15	7' 20"	110	0	17.7	LF	18	6' 15"	112	0	17.4	LF	6	15' 00"	90	0	21.6	LF	4	22' 00"	88	0	22.1															
<b>Sunday</b>	23-Nov-08	Sunday early morning					Sunday morning					Sunday afternoon					Sunday early evening					Sunday late evening																								
41 Keele Stn – York University and Steeles	32.46	LF	4	22' 00"	88	0	22.1	LF	8	12' 00"	96	0	20.3	LF	10	11' 15"	112	0	17.4	LF	5	18' 00"	90	0	21.6	LF	4	22' 00"	88	0	22.1															
<b>107 KEELE NORTH &amp; STEELES</b>	Wil	Service outside Toronto north of Steeles Avenue, all late evening and weekend service in Toronto, and all midday service in Toronto on the 107B branch is provided under contract to York Region																																												
<b>Monday to Friday</b>	04-Jan-10	Monday-Friday morning peak period					Monday-Friday midday					Monday-Friday afternoon peak period					Monday-Friday early evening					Monday-Friday late evening																								
107B Downsview Stn – Rutherford Go Stn via Chesswood and York University	33.76	Lift	6	16' 30"	93	6	21.8	Lift	2	40' 00"	75	5	27.0	Lift	5	20' 00"	94	6	21.6																											
107B Downsview Stn – Rutherford Go Stn via Chesswood	32.32	Lift	<b>Two NB Trips</b>																																											
107C Downsview Stn – Teston Rd	35.92																					Lift	3	30' 00"	80	10	26.9	Lift	2	40' 00"	75	5	28.7													
107C Downsview Stn – Teston Rd via York University	37.37	Lift	3.5	33' 00"	103	12	21.7	Lift	3	30' 00"	86	4	26.1	Lift	3.5	34' 00"	111	8	20.2																											
107F Downsview Stn – Kirby Rd via York University	40.88	Lift	3.5	33' 00"	115	0	21.3						Lift	3.5	34' 00"	117	2	21.0																												
Combined/Average			13	8' 15"				5	17' 09"				12	9' 11"				3	30' 00"				2	40' 00"																						
		Buses operate southbound via York University					Buses operate via York University SB before noon, and NB after noon.					Buses operate northbound via York University																																		
<b>Saturday</b>	09-Jan-10	Saturday early morning					Saturday morning					Saturday afternoon					Saturday early evening					Saturday late evening																								
107C Downsview Stn – Teston Rd	35.92	Lift	1.5	60' 00"	80	10	26.9	Lift	1.5	60' 00"	86	4	25.1	Lift	1.5	60' 00"	86	4	25.1	Lift	1.5	60' 00"	80	10	26.9	Lift	1	80' 00"	75	5	28.7															
107D Downsview Stn – McNaughton	32.22	Lift	1.5	60' 00"	80	10	24.2	Lift	1.5	60' 00"	86	4	22.5	Lift	1.5	60' 00"	86	4	22.5	Lift	1.5	60' 00"	80	10	24.2	Lift	1	80' 00"	75	5	25.8															
Combined/Average			3	30' 00"				3	30' 00"				3	30' 00"				3	30' 00"				2	40' 00"																						
<b>Sunday</b>	03-Jan-10	Sunday morning					Sunday afternoon					Sunday early evening					Sunday late evening																													
107C Downsview Stn – Teston Rd	35.92	Lift	1	80' 00"	75	5	28.7	Lift	1	80' 00"	75	5	28.7	Lift	1	80' 00"	75	5	28.7	Lift	1	80' 00"	75	5	28.7	Lift	1	80' 00"	75	5	28.7															
107D Downsview Stn – McNaughton	32.22	Lift	1	80' 00"	75	5	25.8	Lift	1	80' 00"	75	5	25.8	Lift	1	80' 00"	75	5	25.8	Lift	1	80' 00"	75	5	25.8	Lift	1	80' 00"	75	5	25.8															
Combined/Average			2	40' 00"				2	40' 00"				2	40' 00"				2	40' 00"				2	40' 00"																						



**TORONTO TRANSIT COMMISSION**

**SERVICE SUMMARY**

November 21 to December 18, 2010

Route	RT dist (km) and date of last change	Egl	Monday-Friday morning peak period					Monday-Friday midday					Monday-Friday afternoon peak period					Monday-Friday early evening					Monday-Friday late evening					First dep NB or WB	First dep SB or EB	Last dep NB or WB	Last dep SB or EB				
			Veh type	No. of Veh	Service interval	Run time (min)	Term time (min)	Avg spd (km/h)	Veh type	No. of Veh	Service interval	Run time (min)	Term time (min)	Avg spd (km/h)	Veh type	No. of Veh	Service interval	Run time (min)	Term time (min)	Avg spd (km/h)	Veh type	No. of Veh	Service interval	Run time (min)	Term time (min)	Avg spd (km/h)									
<b>43 KENNEDY &amp;</b>																																			
<b>Monday to Friday</b>	07-Sep-10		Monday-Friday morning peak period					Monday-Friday midday					Monday-Friday afternoon peak period					Monday-Friday early evening					Monday-Friday late evening												
43 Kennedy Stn – Steeles	23.76	LF	5.5	14 ' 00 "	72	5	19.8	LF	5	15 ' 00 "	70	5	20.4	LF	7.5	12 ' 00 "	86	4	16.6	LF	5	15 ' 00 "	70	5	20.4	LF	4	15 ' 00 "	60	0	23.8	525a	530a	210a	135a
43B Kennedy Stn – Scarborough Centre Stn via Progress	14.23	LF	3.5	14 ' 00 "	48	1	17.8	LF	3	15 ' 00 "	42	3	20.3	LF	4.5	12 ' 00 "	48	6	17.8	LF	3	15 ' 00 "	42	3	20.3	LF	1.5	30 ' 00 "	40	5	21.3	605a	533a	1258a	108a
Combined/Average			9	7 ' 00 "				8	7 ' 30 "				12	6 ' 00 "					8	7 ' 30 "					5.5	10 ' 00 "									
			Alternates trips with 134 PROGRESS																																
<b>Saturday</b>	09-Jan-10		Saturday early morning					Saturday morning					Saturday afternoon					Saturday early evening					Saturday late evening												
43 Kennedy Stn – Steeles	23.76	LF	3	20 ' 00 "	60	0	23.8	LF	6.5	12 ' 00 "	76	2	18.8	LF	6.5	12 ' 00 "	76	2	18.8	LF	3	20 ' 00 "	60	0	23.8	LF	3	20 ' 00 "	60	0	23.8	540a	610a	205a	130a
43B Kennedy Stn – Scarborough Centre Stn via Progress	14.23	LF	2	20 ' 00 "	40	0	21.3	LF	3.5	12 ' 00 "	40	2	21.3	LF	3.5	12 ' 00 "	40	2	21.3	LF	2	20 ' 00 "	40	0	21.3	LF	1.5	30 ' 00 "	40	5	21.3	550a	610a	103a	1257a
Combined/Average			5	10 ' 00 "				10	6 ' 00 "				10	6 ' 00 "					5	10 ' 00 "					4.5	12 ' 00 "									
			Alternates trips with 134 PROGRESS																																
<b>Sunday</b>	03-Jan-10		Sunday morning					Sunday afternoon					Sunday early evening					Sunday late evening																	
43 Kennedy Stn – Steeles	23.76	LF	8	8 ' 45 "	65	5	21.9	LF	8	8 ' 45 "	68	2	21.0	LF	3	20 ' 00 "	54	6	26.4	LF	3	20 ' 00 "	54	6	26.4	LF	3	20 ' 00 "	54	6	26.4	800a	830a	210a	137a
43B Kennedy Stn – Scarborough Centre Stn via Progress	14.23	LF	1.5	30 ' 00 "	40	5	21.3	LF	1.5	30 ' 00 "	40	5	21.3	LF	1.5	30 ' 00 "	40	5	21.3	LF	1.5	30 ' 00 "	40	5	21.3	LF	1.5	30 ' 00 "	40	5	21.3	900a	910a	100a	1240a
Combined/Average			9.5	6 ' 46 "				9.5	6 ' 46 "				4.5	12 ' 00 "					4.5	12 ' 00 "					4.5	12 ' 00 "									
			Alternates trips with 134 PROGRESS																																
<b>504 KING</b>		Ron/Rus/ Qsy	Temporary routing change - for TTC track work on Roncesvalles between Dundas & Queen.																																
<b>November 21 to December 18, 2010</b>			Monday-Friday morning peak period					Monday-Friday midday					Monday-Friday afternoon peak period					Monday-Friday early evening					Monday-Friday late evening												
<b>Monday to Friday</b>	07-Sep-10		Monday-Friday morning peak period					Monday-Friday midday					Monday-Friday afternoon peak period					Monday-Friday early evening					Monday-Friday late evening												
504 Roncesvalles & Queen–Broadview Stn	22.30	CLRV	25	4 ' 00 "	98	2	13.7	CLRV	23	4 ' 15 "	94	4	14.2	CLRV	34	3 ' 20 "	108	6	12.4	CLRV	17	5 ' 30 "	89	5	15.0	CLRV	12	7 ' 00 "	82	2	16.3	500a	506a	205a	215a
504 Roncesvalles & Queen–Broadview Stn	22.30	ALRV	7	trips																															
504 Roncesvalles & Queen–Broadview Stn	22.30	CLRV	9	trips																															
Combined/Average			41																																
504 Dundas West Stn – Roncesvalles & Queen	5.46	HF	8	3 ' 45 "	30	0	10.9	HF	6	5 ' 00 "	30	0	10.9	HF	9	3 ' 20 "	28	2	11.7	HF	5	5 ' 30 "	24	4	13.7	HF	4	7 ' 00 "	24	4	13.7	448a	457a	238a	247a
See also 508 LAKE SHORE																																			
<b>Saturday</b>	27-Nov-10		Saturday early morning					Saturday morning					Saturday afternoon					Saturday early evening					Saturday late evening												
504 Roncesvalles & Queen–Broadview Stn	22.30	CLRV	9	10 ' 00 "	87	3	15.4	CLRV	11	8 ' 20 "	91	1	14.7	CLRV	15	6 ' 15 "	91	3	14.7	CLRV	10	8 ' 00 "	80	0	16.7	CLRV	9	9 ' 00 "	78	3	17.2	500a	459a	230a	259a
504 Dundas West Stn – Roncesvalles & Queen	5.64	HF	3	10 ' 00 "	24	6	14.1	HF	3	10 ' 00 "	30	0	11.3	HF	5	6 ' 15 "	30	2	11.4	HF	3	10 ' 00 "	28	2	12.1	HF	3	9 ' 00 "	24	3	14.1	441a	450a	304a	313a
<b>Sunday</b>	21-Nov-10		Sunday early morning					Sunday morning					Sunday afternoon					Sunday early evening					Sunday late evening												
504 Roncesvalles & Queen–Broadview Stn	22.30	CLRV	6	15 ' 00 "	82	8	16.3	CLRV	13	7 ' 00 "	88	3	15.2	CLRV	15	6 ' 15 "	89	5	15.0	CLRV	9	9 ' 00 "	80	1	16.7	CLRV	8	10 ' 00 "	79	1	16.9	520a	528a	220a	229a
504 Dundas West Stn – Roncesvalles & Queen	5.64	HF	2	15 ' 00 "	24	6	14.1	HF	5	7 ' 00 "	30	5	11.3	HF	5	6 ' 15 "	30	2	11.4	HF	3	9 ' 00 "	23	4	14.7	HF	3	10 ' 00 "	24	6	14.1	526a	511a	254a	239a



TORONTO TRANSIT COMMISSION

SERVICE SUMMARY

November 21 to December 18, 2010

Table with columns: Route, RT dist (km) and date of last change, Veh type, No. of Veh, Service interval, Run time (min), Term time (min), Avg spd (km/h), No. of Veh, Service interval, Run time (min), Term time (min), Avg spd (km/h), No. of Veh, Service interval, Run time (min), Term time (min), Avg spd (km/h), No. of Veh, Service interval, Run time (min), Term time (min), Avg spd (km/h), No. of Veh, Service interval, Run time (min), Term time (min), Avg spd (km/h), First dep NB or WB, First dep SB or EB, Last dep NB or WB, Last dep SB or EB. Includes section for December 19 to January 1, 2011.

See also 508 LAKE SHORE

Table with columns: Day, Date, Route, Veh type, No. of Veh, Service interval, Run time (min), Term time (min), Avg spd (km/h), No. of Veh, Service interval, Run time (min), Term time (min), Avg spd (km/h), No. of Veh, Service interval, Run time (min), Term time (min), Avg spd (km/h), No. of Veh, Service interval, Run time (min), Term time (min), Avg spd (km/h), No. of Veh, Service interval, Run time (min), Term time (min), Avg spd (km/h), First dep NB or WB, First dep SB or EB, Last dep NB or WB, Last dep SB or EB.

Overnight service on Roncesvalles Avenue provided by 313 JANE and overnight service on Broadview Avenue provided by 303 DON MILLS

Table for 12 KINGSTON RD & with columns: Route, RT dist (km) and date of last change, Veh type, No. of Veh, Service interval, Run time (min), Term time (min), Avg spd (km/h), No. of Veh, Service interval, Run time (min), Term time (min), Avg spd (km/h), No. of Veh, Service interval, Run time (min), Term time (min), Avg spd (km/h), No. of Veh, Service interval, Run time (min), Term time (min), Avg spd (km/h), No. of Veh, Service interval, Run time (min), Term time (min), Avg spd (km/h), First dep NB or WB, First dep SB or EB, Last dep NB or WB, Last dep SB or EB.

Before 9:00 am, 12 operates Kingston Rd, Brimley, Barkdene, Brooklawn, St Clair, Brimley and Kingston Rd
After 9:00 am, 12 operates Kingston Rd, Brimley, St Clair, Brooklawn, Barkdene, Brimley and Kingston Rd

Table for 12B VICTORIA PARK STN - KENNEDY STN VIA BRIMLEY with columns: Day, Date, Route, Veh type, No. of Veh, Service interval, Run time (min), Term time (min), Avg spd (km/h), No. of Veh, Service interval, Run time (min), Term time (min), Avg spd (km/h), No. of Veh, Service interval, Run time (min), Term time (min), Avg spd (km/h), No. of Veh, Service interval, Run time (min), Term time (min), Avg spd (km/h), No. of Veh, Service interval, Run time (min), Term time (min), Avg spd (km/h), First dep NB or WB, First dep SB or EB, Last dep NB or WB, Last dep SB or EB.

Overnight service on Victoria Park Avenue provided by 324 VICTORIA PARK

Table for 503 KINGSTON RD with columns: Route, RT dist (km) and date of last change, Veh type, No. of Veh, Service interval, Run time (min), Term time (min), Avg spd (km/h), No. of Veh, Service interval, Run time (min), Term time (min), Avg spd (km/h), No. of Veh, Service interval, Run time (min), Term time (min), Avg spd (km/h), No. of Veh, Service interval, Run time (min), Term time (min), Avg spd (km/h), No. of Veh, Service interval, Run time (min), Term time (min), Avg spd (km/h), First dep NB or WB, First dep SB or EB, Last dep NB or WB, Last dep SB or EB.

See 502 DOWNTOWNER

Table for 45 KIPLING & with columns: Route, RT dist (km) and date of last change, Veh type, No. of Veh, Service interval, Run time (min), Term time (min), Avg spd (km/h), No. of Veh, Service interval, Run time (min), Term time (min), Avg spd (km/h), No. of Veh, Service interval, Run time (min), Term time (min), Avg spd (km/h), No. of Veh, Service interval, Run time (min), Term time (min), Avg spd (km/h), No. of Veh, Service interval, Run time (min), Term time (min), Avg spd (km/h), First dep NB or WB, First dep SB or EB, Last dep NB or WB, Last dep SB or EB.

Table for 45 KIPLING STN - STEELES with columns: Day, Date, Route, Veh type, No. of Veh, Service interval, Run time (min), Term time (min), Avg spd (km/h), No. of Veh, Service interval, Run time (min), Term time (min), Avg spd (km/h), No. of Veh, Service interval, Run time (min), Term time (min), Avg spd (km/h), No. of Veh, Service interval, Run time (min), Term time (min), Avg spd (km/h), No. of Veh, Service interval, Run time (min), Term time (min), Avg spd (km/h), First dep NB or WB, First dep SB or EB, Last dep NB or WB, Last dep SB or EB.

Table for 45 KIPLING STN - STEELES with columns: Day, Date, Route, Veh type, No. of Veh, Service interval, Run time (min), Term time (min), Avg spd (km/h), No. of Veh, Service interval, Run time (min), Term time (min), Avg spd (km/h), No. of Veh, Service interval, Run time (min), Term time (min), Avg spd (km/h), No. of Veh, Service interval, Run time (min), Term time (min), Avg spd (km/h), No. of Veh, Service interval, Run time (min), Term time (min), Avg spd (km/h), First dep NB or WB, First dep SB or EB, Last dep NB or WB, Last dep SB or EB.



**TORONTO TRANSIT COMMISSION**

**SERVICE SUMMARY**

November 21 to December 18, 2010

Route	RT dist (km) and date of last change	Veh type	No. of Veh	Service interval	Run time (min)	Term time (min)	Avg spd (km/h)	Veh type	No. of Veh	Service interval	Run time (min)	Term time (min)	Avg spd (km/h)	Veh type	No. of Veh	Service interval	Run time (min)	Term time (min)	Avg spd (km/h)	Veh type	No. of Veh	Service interval	Run time (min)	Term time (min)	Avg spd (km/h)	Veh type	No. of Veh	Service interval	Run time (min)	Term time (min)	Avg spd (km/h)	First dep NB or WB	First dep SB or EB	Last dep NB or WB	Last dep SB or EB							
<b>44 KIPLING SOUTH &amp;</b>	Qsy																																									
<b>Monday to Friday</b>	07-Sep-10		Monday-Friday morning peak period					Monday-Friday midday					Monday-Friday afternoon peak period					Monday-Friday early evening					Monday-Friday late evening																			
44 Kipling Stn – Lake Shore	10.38	LF	9	4' 00"	36	0	17.3	LF	6	6' 00"	36	0	17.3	LF	8	4' 30"	36	0	17.3	LF	3	12' 00"	30	6	20.8	LF	2	15' 00"	30	0	20.8	501a	516a	147a	202a							
<b>Saturday</b>	20-Feb-10		Saturday early morning					Saturday morning					Saturday afternoon					Saturday early evening					Saturday late evening																			
44 Kipling Stn – Lake Shore	10.38	LF	2	15' 00"	30	0	20.8	LF	2	15' 00"	30	0	20.8	LF	3	12' 00"	34	2	18.3	LF	1	30' 00"	30	0	20.8	LF	1	30' 00"	29	1	21.5	503a	518a	147a	202a							
<b>Sunday</b>	14-Feb-10		Sunday morning					Sunday afternoon					Sunday early evening					Sunday late evening																								
44 Kipling Stn – Lake Shore	10.38		LF 2 15' 00" 30 0 20.8					LF 2 15' 00" 30 0 20.8					LF 2 15' 00" 30 0 20.8					LF 1 30' 00" 30 0 20.8					LF 1 30' 00" 29 1 21.5																			
<b>508 LAKE SHORE</b>	Ron																																									
<b>Monday to Friday</b>	21-Jun-10		Monday-Friday morning peak period					Monday-Friday afternoon peak period																																		
508 Long Branch – Parliament	18.80	CLRV	3	Three EB trips																																	726a	751a				
508 Church – Long Branch	17.40													CLRV	4	Four WB trips																					438p	538p				
<b>30 LAMBTON &amp;</b>	Qsy																																									
<b>Monday to Friday</b>	07-Sep-10		Monday-Friday morning peak period					Monday-Friday midday					Monday-Friday afternoon peak period					Monday-Friday early evening					Monday-Friday late evening																			
30 Kipling Stn – High Park Stn	18.39	LF	4	15' 00"	53	7	20.8	LF	2	30' 00"	49	11	22.5	LF	3	20' 00"	53	7	20.8	LF	2	30' 00"	56	4	19.7	LF	2	30' 00"	44	16	25.1	520a	540a	1258a	105a							
<b>Saturday</b>	11-Sep-10		Saturday early morning					Saturday morning					Saturday afternoon					Saturday early evening					Saturday late evening																			
30 Kipling Stn – High Park Stn	18.39	LF	2	30' 00"	44	16	25.1	LF	2	30' 00"	48	12	23.0	LF	2	30' 00"	48	12	23.0	LF	2	30' 00"	48	12	23.0	LF	2	30' 00"	44	16	25.1	530a	600a	100a	100a							
<b>Sunday</b>	05-Sep-10		Sunday morning					Sunday afternoon					Sunday early evening					Sunday late evening																								
30 Kipling Stn – High Park Stn	18.39		LF 2 30' 00" 48 12 23.0					LF 2 30' 00" 48 12 23.0					LF 2 30' 00" 48 12 23.0					LF 2 30' 00" 44 16 25.1					LF 2 30' 00" 44 16 25.1																			
<b>47 LANSDOWNE &amp;</b>	MtD																																									
<b>Monday to Friday</b>	17-Feb-09		Monday-Friday morning peak period					Monday-Friday midday					Monday-Friday afternoon peak period					Monday-Friday early evening					Monday-Friday late evening																			
47 Queen – St Clair	8.51	LF	4	11' 00"	36	8	14.2	LF	2.5	15' 00"	36	2	14.4	LF	3	13' 00"	36	3	14.2	LF	2	18' 00"	36	0	14.2	LF	1	30' 00"	30	0	17.0	500a	445a	145a	128a							
47B Queen – Yorkdale Stn via Caledonia and Bridgeland	25.11	LF	4	22' 00"	86	2	17.5	LF	5.5	15' 00"	76	7	19.8	LF	3.5	26' 00"	91	0	16.6	LF	5	18' 00"	78	12	19.3	LF	3	30' 00"	69	21	21.8	530a	512a	1258a	1253a							
47C Queen – Yorkdale Stn via Caledonia and Orfus	24.46	LF	4	22' 00"	86	2	17.1	LF						LF	3.5	26' 00"	91	0	16.1																			541a	520a	859a	900a	
Combined/Average			12	5' 30"					8	7' 30"					10	6' 30"					7	9' 00"						4	15' 00"													
<b>Saturday</b>	29-Nov-08		Saturday early morning					Saturday early morning					Saturday afternoon					Saturday early evening					Saturday late evening																			
47 Queen – St Clair	8.51	LF	2.5	18' 00"	36	9	14.2	LF	2.5	18' 00"	36	9	14.2	LF	3	18' 00"	44	10	11.6	LF	2	20' 00"	36	4	14.2	LF	1	30' 00"	30	0	17.0	559a	627a	145a	128a							
47B Queen – Yorkdale Stn via Caledonia and Bridgeland	25.11	LF	4.5	18' 00"	80	1	18.8	LF	4.5	18' 00"	80	1	18.8	LF	5	18' 00"	88	2	17.1	LF	4	20' 00"	78	2	19.3	LF	3	30' 00"	69	21	21.8	549a	516a	1258a	1253a							
Combined/Average			7	9' 00"					7	9' 00"					8	9' 00"					6	10' 00"						4	15' 00"													
<b>Sunday</b>	23-Nov-08		Sunday early morning					Sunday early morning					Sunday afternoon					Sunday early evening					Sunday late evening																			
47 Queen – St Clair	8.51	LF	2	20' 00"	36	4	14.2	LF	2	20' 00"	36	4	14.2	LF	2	20' 00"	36	4	14.2	LF	2	20' 00"	36	4	14.2	LF	1	30' 00"	30	0	17.0	548a	530a	145a	128a							
47B Queen – Yorkdale Stn via Caledonia and Bridgeland	25.11		LF 4 20' 00" 78 2 19.3					LF 4 20' 00" 78 2 19.3					LF 4 20' 00" 78 2 19.3					LF 4 20' 00" 78 2 19.3					LF 3 30' 00" 69 21 21.8																			
Combined/Average			2	20' 00"					6	10' 00"					6	10' 00"					6	10' 00"						4	15' 00"													



**TORONTO TRANSIT COMMISSION**

**SERVICE SUMMARY**

November 21 to December 18, 2010

Route	RT dist (km) and date of last change	Monday-Friday morning peak period					Monday-Friday midday					Monday-Friday afternoon peak period					Monday-Friday early evening					Monday-Friday late evening					First dep NB or WB	First dep SB or EB	Last dep NB or WB	Last dep SB or EB																	
		Veh type	No. of Veh	Service interval	Run time (min)	Term time (min)	Avg spd (km/h)	Veh type	No. of Veh	Service interval	Run time (min)	Term time (min)	Avg spd (km/h)	Veh type	No. of Veh	Service interval	Run time (min)	Term time (min)	Avg spd (km/h)	Veh type	No. of Veh	Service interval	Run time (min)	Term time (min)	Avg spd (km/h)	Veh type					No. of Veh	Service interval	Run time (min)	Term time (min)	Avg spd (km/h)												
<b>54 LAWRENCE EAST &amp;</b>	Egl																																														
<b>Monday to Friday</b>	07-Sep-10	Monday-Friday morning peak period					Monday-Friday midday					Monday-Friday afternoon peak period					Monday-Friday early evening					Monday-Friday late evening																									
54 Eglinton Stn – Orton Park	40.09	LF	15	9' 00"	131	4	18.4	LF	10	12' 00"	120	0	20.0	LF	13	10' 00"	130	0	18.5	LF	6	20' 00"	120	0	20.0	LF	3.5	30' 00"	105	0	22.9	515a	607a	108a	147a												
54A Eglinton Stn – Starspray Blvd	53.90	LF	19	9' 00"	168	3	19.3	LF	13	12' 00"	150	6	21.6	LF	17	10' 00"	168	2	19.3	LF	7	20' 00"	140	0	23.1	LF	4.5	30' 00"	123	12	26.3	515a	518a	132a	209a												
54E Lawrence East Stn – Starspray Blvd Express	26.96	LF	7	9' 00"	63	0	25.7						LF	7	10' 00"	64	6	25.3																													
Combined/Average			41	3' 00"					23	6' 00"					37	3' 20"					13	10' 00"					8	15' 00"																			
<b>Saturday</b>	29-Nov-08	Saturday early morning					Saturday morning					Saturday afternoon					Saturday early evening					Saturday late evening																									
54 Eglinton Stn – Orton Park	40.09	LF	4	30' 00"	120	0	20.0	LF	7.5	16' 00"	120	0	20.0	LF	9	14' 00"	120	6	20.0	LF	3.5	30' 00"	105	0	22.9	LF	3.5	30' 00"	105	0	22.9	553a	623a	107a	215a												
54A Eglinton Stn – Starspray Blvd	53.90	LF	5	30' 00"	150	0	21.6	LF	9.5	16' 00"	152	0	21.3	LF	11	14' 00"	152	2	21.3	LF	4.5	30' 00"	123	12	26.3	LF	4.5	30' 00"	123	12	26.3	528a	608a	132a	130a												
Combined/Average			9	15' 00"					17	8' 00"					20	7' 00"					8	15' 00"					8	15' 00"																			
<b>Sunday</b>	23-Nov-08	Sunday early morning					Sunday morning					Sunday afternoon					Sunday early evening					Sunday late evening																									
54 Eglinton Stn – Orton Park	40.09	LF	3.5	30' 00"	105	0	22.9	LF	6	20' 00"	115	5	20.9	LF	7.5	16' 00"	115	5	20.9	LF	3.5	30' 00"	105	0	22.9	LF	3.5	30' 00"	105	0	22.9	635a	730a	105a	215a												
54A Eglinton Stn – Starspray Blvd	53.90	LF	4.5	30' 00"	135	0	24.0	LF	7	20' 00"	138	2	23.4	LF	9.5	16' 00"	140	12	23.1	LF	4.5	30' 00"	120	15	27.0	LF	4.5	30' 00"	120	15	27.0	723a	715a	144a	130a												
Combined/Average			8	15' 00"					13	10' 00"					17	8' 00"					8	15' 00"					8	15' 00"																			
54 operates north via Scarborough Golf Club Road before 300p, north via Orton Park Road after 300p Overnight service east of Kingston Road provided by 305 EGLINTON EAST.																																															
<b>354 LAWRENCE EAST &amp;</b>	Egl																																														
<b>Overnight, 7 days a week</b>	14-Feb-10	Monday-Friday overnight					Saturday overnight					Sunday overnight																																			
354 Eglinton Stn – U of T Scarborough	51.50	LF	3.5	30' 00"	96	9	32.2	LF	3.5	30' 00"	96	9	32.2	LF	3.5	30' 00"	96	9	32.2	Alternates trips with 305 EGLINTON EAST																											
400 LAWRENCE MANOR COMMUNITY BUS &																																															
<b>Monday to Friday</b>	2-Sep-97	Monday-Friday midday					Monday-Friday afternoon peak period																																								
400 Baycrest – Lawrence West Stn		CB	1	60' 00"	60	0		CB	1	60' 00"	60	0																																			
<b>52 LAWRENCE WEST</b>	MtD																																														
<b>Monday to Friday</b>	07-Sep-10	Monday-Friday morning peak period					Monday-Friday midday					Monday-Friday afternoon peak period					Monday-Friday early evening					Monday-Friday late evening																									
52 Lawrence Stn – Martin Grove	30.61	HF	19	5' 10"	97	2	19.0	HF	13	7' 00"	90	1	20.4	HF	17	7' 00"	117	2	15.7	HF	7	12' 00"	84	0	21.9	HF	4	20' 00"	80	0	23.0	550a	454a	200a	122a												
52C Lawrence West Stn – Culford via Benton	9.77	HF	2	20' 00"	35	5	16.7	See 59C MAPLE LEAF																																							
52C Lawrence West Stn – Culford	9.48												HF	2	21' 00"	38	4	15.0																													
Combined/Average			21	4' 06"					13	7' 00"					19	5' 15"					7	12' 00"					4	20' 00"																			
<b>Saturday</b>	26-Jun-10	Saturday early morning					Saturday morning					Saturday afternoon					Saturday early evening					Saturday late evening																									
52 Lawrence Stn – Martin Grove	30.61	LF	7	13' 00"	90	1	20.4	LF	9	10' 00"	90	0	20.4	LF	13	8' 00"	99	5	18.6	LF	7	12' 00"	84	0	21.9	LF	3	30' 00"	80	10	23.0	605a	522a	115a	129a												
<b>Sunday</b>	20-Jun-10	Sunday early morning					Sunday morning					Sunday afternoon					Sunday early evening					Sunday late evening																									
52 Lawrence Stn – Martin Grove	30.61	LF	6	15' 00"	90	0	20.4	LF	8	12' 00"	90	6	20.4	LF	11	9' 00"	99	0	18.6	LF	6	15' 00"	80	10	23.0	LF	3	30' 00"	80	10	23.0	646a	707a	1248a	104a												
<b>352 LAWRENCE WEST</b>	MtD																																														
<b>Overnight, 7 days a week</b>	20-Jun-10	Monday-Friday overnight					Saturday overnight					Sunday overnight																																			
352 Lawrence Stn – Weston Rd	19.58	LF	2	30' 00"	60	0	19.6	LF	2	30' 00"	60	0	19.6	LF	2	30' 00"	60	0	19.6	Alternates trips with 305 EGLINTON EAST																											



**SERVICE SUMMARY**

November 21 to December 18, 2010

Route	RT dist (km) and date of last change	Monday-Friday morning peak period					Monday-Friday midday					Monday-Friday afternoon peak period					Monday-Friday early evening					Monday-Friday late evening					First dep NB or WB	First dep SB or EB	Last dep NB or WB	Last dep SB or EB					
		Veh type	No. of Veh	Service interval	Run time (min)	Term time (min)	Avg spd (km/h)	Veh type	No. of Veh	Service interval	Run time (min)	Term time (min)	Avg spd (km/h)	Veh type	No. of Veh	Service interval	Run time (min)	Term time (min)	Avg spd (km/h)	Veh type	No. of Veh	Service interval	Run time (min)	Term time (min)	Avg spd (km/h)	Veh type					No. of Veh	Service interval	Run time (min)	Term time (min)	Avg spd (km/h)
<b>162 LAWRENCE-DONWAY &amp;</b>	Wil																																		
<b>Monday to Friday</b>	23-Nov-09	Monday-Friday morning peak period					Monday-Friday midday					Monday-Friday afternoon peak period					Monday-Friday early evening					Monday-Friday late evening													
162 Lawrence Stn – Don Mills	20.13	LF	2	30 ' 00 "	60	0	20.1	LF	2	30 ' 00 "	60	0	20.1	LF	2	30 ' 00 "	60	0	20.1	LF	2	30 ' 00 "	60	0	20.1	LF	2	30 ' 00 "	60	0	20.1	628a	700a	1258a	100a
<b>Saturday</b>	29-Nov-08	Saturday early morning					Saturday morning					Saturday afternoon					Saturday early evening					Saturday late evening													
162 Lawrence Stn – Don Mills	20.13	LF	2	30 ' 00 "	60	0	20.1	LF	2	30 ' 00 "	60	0	20.1	LF	2	30 ' 00 "	60	0	20.1	LF	2	30 ' 00 "	60	0	20.1	LF	2	30 ' 00 "	60	0	20.1	628a	700a	1258a	100a
<b>Sunday</b>	23-Nov-08	Sunday morning					Sunday afternoon					Sunday early evening					Sunday late evening																		
162 Lawrence Stn – Don Mills	20.13							LF	2	30 ' 00 "	60	0	20.1	LF	2	30 ' 00 "	60	0	20.1	LF	2	30 ' 00 "	60	0	20.1	LF	2	30 ' 00 "	60	0	20.1	858a	900a	1258a	100a
<b>56 LEASIDE &amp;</b>	Wil / Mtd																																		
<b>Monday to Friday</b>	07-Sep-10	Monday-Friday morning peak period					Monday-Friday midday					Monday-Friday afternoon peak period					Monday-Friday early evening					Monday-Friday late evening													
56 Donlands Stn – Eglinton Stn	15.32	LF	2.5	22 ' 45 "	56	1	16.4	LF	3	20 ' 00 "	54	6	17.0	LF	2.5	24 ' 00 "	54	6	17.0	LF	1.5	30 ' 00 "	45	0	20.4	LF	1.5	30 ' 00 "	45	0	20.4	611a	554a	108a	115a
56 Donlands Stn – Eglinton Stn	15.32	LF	1	<b>Tripper NB</b>																															
56B Donlands Stn – Brentcliffe	10.15	LF	1.5	22 ' 45 "	34	0	17.9						LF	1.5	24 ' 00 "	34	2	17.9														600a	543a	837a	854a
																															312p	307p	648p	643p	
Combined/Average			5	11 ' 23 "										4	12 ' 00 "																				
																					Alternates trips with 5 AVENUE RD					Alternates trips with 5 AVENUE RD									
<b>Saturday</b>	29-Nov-08	Saturday early morning					Saturday morning					Saturday afternoon					Saturday early evening					Saturday late evening													
56 Donlands Stn – Eglinton Stn	15.32	LF	2	30 ' 00 "	56	4	16.4	LF	2	30 ' 00 "	56	4	16.4	LF	2	30 ' 00 "	56	4	16.4	LF	1.5	30 ' 00 "	45	0	20.4	LF	1.5	30 ' 00 "	45	0	20.4	600a	600a	108a	115a
																					Alternates trips with 5 AVENUE RD					Alternates trips with 5 AVENUE RD									
<b>Sunday</b>	23-Nov-08	Sunday morning					Sunday afternoon					Sunday early evening					Sunday late evening																		
56 Donlands Stn – Eglinton Stn	15.32							LF	1.5	30 ' 00 "	45	0	20.4	LF	1.5	30 ' 00 "	45	0	20.4	LF	1.5	30 ' 00 "	45	0	20.4	LF	1.5	30 ' 00 "	45	0	20.4	852a	830a	122a	100a
																					Alternates trips with 5 AVENUE RD					Alternates trips with 5 AVENUE RD									
<b>51 LESLIE &amp;</b>	Wil																																		
<b>Monday to Friday</b>	07-Sep-10	Monday-Friday morning peak period					Monday-Friday midday					Monday-Friday afternoon peak period					Monday-Friday early evening					Monday-Friday late evening													
51 Eglinton Stn – Steeles	34.07	LF	8	13 ' 00 "	102	2	20.0	LF	3	30 ' 00 "	88	2	23.2	LF	7	16 ' 00 "	108	4	18.9	LF	3	30 ' 00 "	78	12	26.2	LF	2.5	30 ' 00 "	75	5	27.3	510a	550a	100a	1240a
																					Alternates trips with 61 AVENUE RD NORTH					Alternates trips with 61 AVENUE RD NORTH									
<b>Saturday</b>	29-Nov-08	Saturday early morning					Saturday morning					Saturday afternoon					Saturday early evening					Saturday late evening													
51 Eglinton Stn – Steeles	34.07	LF	2.5	30 ' 00 "	75	5	27.3	LF	3	30 ' 00 "	80	10	25.6	LF	3	30 ' 00 "	80	10	25.6	LF	2.5	30 ' 00 "	75	5	27.3	LF	2.5	30 ' 00 "	75	5	27.3	545a	622a	110a	1250a
																					Alternates trips with 61 AVENUE RD NORTH					Alternates trips with 61 AVENUE RD NORTH									
<b>Sunday</b>	23-Nov-08	Sunday morning					Sunday afternoon					Sunday early evening					Sunday late evening																		
51 Eglinton Stn – Steeles	34.07							LF	3	30 ' 00 "	80	10	25.6	LF	3	30 ' 00 "	80	10	25.6	LF	2.5	30 ' 00 "	75	5	27.3	LF	2.5	30 ' 00 "	75	5	27.3	815a	822a	110a	1250a
																					Alternates trips with 61 AVENUE RD NORTH					Alternates trips with 61 AVENUE RD NORTH									
<b>64 MAIN &amp;</b>	Bir																																		
<b>Monday to Friday</b>	12-Oct-10	Monday-Friday morning peak period					Monday-Friday midday					Monday-Friday afternoon peak period					Monday-Friday early evening					Monday-Friday late evening													
64 Queen – Eastdale	6.71	LF	4	8 ' 00 "	32	0	12.6	LF	3	10 ' 00 "	30	0	13.4	LF	4	8 ' 00 "	32	0	12.6	LF	2	15 ' 00 "	30	0	13.4	LF	1	30 ' 00 "	30	0	13.4	557a	541a	110a	125a
<b>Saturday</b>	27-Jun-09	Saturday early morning					Saturday morning					Saturday afternoon					Saturday early evening					Saturday late evening													
64 Queen – Eastdale	6.71	LF	2	15 ' 00 "	30	0	13.4	LF	2	15 ' 00 "	30	0	13.4	LF	2	15 ' 00 "	30	0	13.4	LF	1	30 ' 00 "	30	0	13.4	LF	1	30 ' 00 "	30	0	13.4	547a	600a	110a	125a
<b>Sunday</b>	05-Sep-10	Sunday morning					Sunday afternoon					Sunday early evening					Sunday late evening																		
64 Queen – Eastdale	6.71							LF	1	30 ' 00 "	30	0	13.4	LF	2	15 ' 00 "	30	0	13.4	LF	1	30 ' 00 "	30	0	13.4	LF	1	30 ' 00 "	30	0	13.4	840a	825a	110a	125a





**TORONTO TRANSIT COMMISSION**

**SERVICE SUMMARY**

November 21 to December 18, 2010

Route	RT dist (km) and date of last change	Veh type	No. of				Run time (min)	Term time (min)	Avg spd (km/h)	Veh type	No. of				Run time (min)	Term time (min)	Avg spd (km/h)	Veh type	No. of				Run time (min)	Term time (min)	Avg spd (km/h)	Veh type	First dep		Last dep																														
			Veh	Service interval	(min)	(min)					(km/h)	Veh	Service interval	(min)					(min)	(km/h)	Veh	Service interval					(min)	(min)	(km/h)	Veh	Service interval	(min)	(min)	(km/h)	NB or WB	SB or EB	NB or WB	SB or EB																					
<b>58 MALTON &amp;</b>	MtD	Service outside Toronto west of Pearson Airport is provided under contract to the City of Mississauga																																																									
<b>Monday to Friday</b>	07-Sep-10	Monday-Friday morning peak period				Monday-Friday midday				Monday-Friday afternoon peak period				Monday-Friday early evening				Monday-Friday late evening																																									
58A Lawrence West Stn – Pearson Airport	37.34	LF	15	7' 00"	104	1	21.5		LF	7	14' 00"	96	2	23.3		LF	20	6' 00"	119	1	18.8		LF	4.5	21' 00"	89	6	25.2		LF	3	30' 00"	86	4	26.0	505a	519a	110a	157a																				
58B Lawrence West Stn – Westwood	40.02	LF	1	21' 00"	111	15	21.6		LF	8	14' 00"	108	4	22.2		LF	1	18' 00"	131	7	18.3		LF	5.5	21' 00"	99	17	24.3		LF	3	30' 00"	87	3	27.6	520a	554a	1254a	115a																				
Combined/Average			16	7' 00"						15	7' 00"						21	6' 00"						10	10' 30"					6	15' 00"																												
		Every 3rd 58A operates as a 58B												Every 3rd 58A operates as a 58B																																													
<b>Saturday</b>	09-Jan-10	Saturday early morning				Saturday morning				Saturday afternoon				Saturday early evening				Saturday late evening																																									
58 Lawrence West Stn – McNaughton	36.42								LF	5	20' 00"	91	9	24.0		LF	7	16' 00"	103	9	21.2		LF	4	24' 00"	91	5	24.0		LF	1.5	60' 00"	86	4	25.4	907a	1024a	1258a	150a																				
58A Lawrence West Stn – Pearson Airport	37.34	LF	7	12' 00"	75	9	29.9		LF	5	20' 00"	96	4	23.3		LF	7	16' 00"	108	4	20.7		LF	4	24' 00"	94	2	23.8		LF	1.5	60' 00"	86	4	26.0	515a	547a	1258a	207a																				
58D Lawrence West Stn – McNaughton via Pearson Airport	45.77	LF	1	36' 00"	110	10	25.0																																																				
Combined/Average			8	12' 00"						10	10' 00"						14	8' 00"						8	12' 00"					3	30' 00"																												
<b>Sunday</b>	03-Jan-10	Sunday early morning				Sunday morning				Sunday afternoon				Sunday early evening				Sunday late evening																																									
58 Lawrence West Stn – McNaughton	36.42	LF	2.5	40' 00"	90	10	24.3		LF	4	24' 00"	89	7	24.6		LF	6	18' 00"	99	9	22.1		LF	3	30' 00"	85	5	25.7		LF	1.5	60' 00"	85	5	25.7	610a	700a	1150p	1242a																				
58A Lawrence West Stn – Pearson Airport	37.34	LF	2.5	40' 00"	84	16	26.7		LF	4	24' 00"	90	6	24.9		LF	6	18' 00"	100	8	22.4		LF	3	30' 00"	86	4	26.0		LF	1.5	60' 00"	86	4	26.0	510a	540a	1258a	200a																				
Combined/Average			5	20' 00"						8	12' 00"						12	9' 00"						6	15' 00"					3	30' 00"																												
<b>59 MAPLE LEAF</b>	MtD	Service outside Toronto west of Pearson Airport is provided under contract to the City of Mississauga																																																									
<b>Monday to Friday</b>	07-Sep-10	Monday-Friday morning peak period				Monday-Friday midday				Monday-Friday afternoon peak period				Monday-Friday early evening				Monday-Friday late evening																																									
59A Lawrence West Stn – Weston Rd via Gary Drive	17.28	HF	3	22' 00"	62	4	16.7									HF	2	40' 00"	75	5	13.8																																						
59B Lawrence West Stn – Weston Rd via Church	16.79	HF	3	22' 00"	62	4	16.2									HF	2	40' 00"	75	5	13.4																																						
59C Lawrence West Stn – Weston Rd via Benton/Culford and Church	21.28		See 52C LAWRENCE WEST							HF	1	60' 00"	60	0	21.3			See 52C LAWRENCE WEST							HF	1	60' 00"	60	0	21.3		HF	1	60' 00"	60	0	21.3		HF	1	60' 00"	60	0	21.3	915a	945a	215p	245p											
59C Lawrence West Stn – Weston Rd via Benton/Culford and Gary Rd	21.28		See 52C LAWRENCE WEST							HF	1	60' 00"	60	0	21.3									HF	1	60' 00"	60	0	21.3		HF	1	60' 00"	60	0	21.3		HF	1	60' 00"	60	0	21.3	730p	800p	1230a	1200a												
Combined/Average			6	11' 00"						2	30' 00"						4	20' 00"						2	30' 00"					2	30' 00"					2	30' 00"																						
<b>Saturday</b>	26-Jun-10	Saturday early morning				Saturday morning				Saturday afternoon				Saturday early evening				Saturday late evening																																									
59C Lawrence West Stn – Weston Rd via Benton/Culford and Church	21.28	LF	1	60' 00"	60	0	21.3		LF	1	60' 00"	60	0	21.3		LF	1	60' 00"	60	0	21.3		LF	1	60' 00"	60	0	21.3		LF	1	60' 00"	60	0	21.3		LF	1	60' 00"	60	0	21.3	630a	600a	1230a	1200a													
59C Lawrence West Stn – Weston Rd via Benton/Culford and Gary Rd	21.28	LF	1	60' 00"	60	0	21.3		LF	1	60' 00"	60	0	21.3		LF	1	60' 00"	60	0	21.3		LF	1	60' 00"	60	0	21.3		LF	1	60' 00"	60	0	21.3		LF	1	60' 00"	60	0	21.3	600a	630a	100a	1230a													
Combined/Average			2	30' 00"						2	30' 00"						2	30' 00"						2	30' 00"					2	30' 00"					2	30' 00"																						
<b>Sunday</b>	03-Jan-10	Sunday morning				Sunday afternoon				Sunday early evening				Sunday late evening																																													
59C Lawrence West Stn – Weston Rd via Benton/Culford and Church	21.28		See 52C LAWRENCE WEST							LF	1	60' 00"	60	0	21.3		LF	1	60' 00"	60	0	21.3		LF	1	60' 00"	60	0	21.3		LF	1	60' 00"	60	0	21.3		LF	1	60' 00"	60	0	21.3	930a	900a	1230a	1200a												
59C Lawrence West Stn – Weston Rd via Benton/Culford and Gary Rd	21.28		See 52C LAWRENCE WEST							LF	1	60' 00"	60	0	21.3		LF	1	60' 00"	60	0	21.3		LF	1	60' 00"	60	0	21.3		LF	1	60' 00"	60	0	21.3		LF	1	60' 00"	60	0	21.3	900a	930a	100a	1230a												
Combined/Average			2	30' 00"						2	30' 00"						2	30' 00"						2	30' 00"					2	30' 00"					2	30' 00"																						



**TORONTO TRANSIT COMMISSION**

**SERVICE SUMMARY**

November 21 to December 18, 2010

Route	RT dist (km) and date of last change	Monday-Friday morning peak period					Monday-Friday midday					Monday-Friday afternoon peak period					Monday-Friday early evening					Monday-Friday late evening					First dep NB or WB	First dep SB or EB	Last dep NB or WB	Last dep SB or EB								
		Veh type	No. of Veh	Service interval	Run time (min)	Term time (min)	Avg spd (km/h)	Veh type	No. of Veh	Service interval	Run time (min)	Term time (min)	Avg spd (km/h)	Veh type	No. of Veh	Service interval	Run time (min)	Term time (min)	Avg spd (km/h)	Veh type	No. of Veh	Service interval	Run time (min)	Term time (min)	Avg spd (km/h)	Veh type					No. of Veh	Service interval	Run time (min)	Term time (min)	Avg spd (km/h)			
<b>102 MARKHAM RD &amp;</b>	Bir	Service outside Toronto north of Steeles Avenue is provided under contract to York Region																																				
<b>Monday to Friday</b>	07-Sep-10	Monday-Friday morning peak period					Monday-Friday midday					Monday-Friday afternoon peak period					Monday-Friday early evening					Monday-Friday late evening																
102 Warden Stn – McNicoll	32.88	LF	3	30' 00"	85	5	23.2	LF	2	48' 00"	88	8	22.4	LF	3	30' 00"	82	8	24.1	LF	3	30' 00"	82	8	24.1	LF	3	30' 00"	82	8	24.1	859a	944a	1239a	1251a			
102A Warden Stn – Progress (Centennial College)	23.71	LF	8	8' 45"	70	0	20.3	LF	5	15' 00"	68	7	20.9	LF	7	11' 15"	78	1	18.2	LF	3	24' 00"	66	6	21.6	LF	2	30' 00"	50	10	28.4	613a	648a	100a	126a			
102C Warden Stn – Passmore	35.78	LF	6	17' 30"	100	5	21.5	LF	5	22' 30"	108	5	19.9	LF	5	22' 30"	108	5	19.9	LF	3	24' 00"	66	6	21.6	LF	2	30' 00"	50	10	28.4	455a	507a	605p	704p			
102D Warden Stn – Mount Joy GO Stn	52.74	LF	9	17' 30"	150	8	21.1	LF	5	30' 00"	140	10	22.6	LF	7	22' 30"	156	2	20.3	LF	3	48' 00"	142	2	22.3	LF	3	48' 00"	142	2	22.3	440a	555a	1030p	1150p			
Combined/Average			23	4' 23"				LF	13	7' 30"				LF	19	5' 38"				LF	8	12' 00"				LF	5	15' 00"										
		102D NB trips operate via Dynamic.														102D SB trips operate via Dynamic.																						
<b>Saturday</b>	21-Feb-09	Saturday early morning					Saturday morning					Saturday afternoon					Saturday early evening					Saturday late evening																
102 Warden Stn – McNicoll	32.88	LF	6	14' 00"	80	4	24.7	LF	7	12' 00"	84	0	23.5	LF	7	12' 00"	84	0	23.5	LF	5	15' 00"	72	3	27.4	LF	3	30' 00"	82	8	24.1	528a	614a	103a	136a			
102D Warden Stn – Mount Joy GO Stn	52.74	LF	1	60' 00"	144	0	22.0	LF	1	60' 00"	144	0	22.0	LF	1	60' 00"	144	0	22.0	LF	1	60' 00"	120	15	26.4	LF	3	30' 00"	82	8	24.1	722a	834a	1103p	1200a			
Combined/Average			6	14' 00"				LF	8	12' 00"				LF	8	12' 00"				LF	6	15' 00"				LF	3	30' 00"										
		Every 5th 102 operates as a 102D														Every 5th 102 operates as a 102D														Every 4th 102B operates as a 102D								
<b>Sunday</b>	05-Sep-10	Sunday early morning					Sunday morning					Sunday afternoon					Sunday early evening					Sunday late evening																
102 Warden Stn – McNicoll	32.88	LF	3	30' 00"	80	10	24.7	LF	6	14' 00"	80	4	24.7	LF	8	11' 00"	85	3	23.2	LF	5	15' 00"	72	3	27.4	LF	3	30' 00"	75	15	26.3	720a	720a	100a	136a			
102D Warden Stn – Mount Joy GO Stn	52.74	LF	1	60' 00"	136	4	23.3	LF	1	56' 00"	136	4	23.3	LF	1	55' 00"	136	7	23.3	LF	1	60' 00"	120	15	26.4	LF	3	30' 00"	75	15	26.3	800a	912a	1100p	1200a			
Combined/Average			4	30' 00"				LF	7	14' 00"				LF	9	11' 00"				LF	6	15' 00"				LF	3	30' 00"										
		Every 2nd 102 operates as a 102D					Every 4th 102 operates as a 102D					Every 5th 102 operates as a 102D					Every 4th 102B operates as a 102D																					
<b>46 MARTIN GROVE &amp;</b>	Arw	Service outside Toronto north of Steeles Avenue is provided under contract to York Region																																				
<b>Monday to Friday</b>	07-Sep-10	Monday-Friday morning peak period					Monday-Friday midday					Monday-Friday afternoon peak period					Monday-Friday early evening					Monday-Friday late evening																
46 Kipling Stn – Steeles	31.38	LF	9	10' 00"	90	0	20.9	LF	5	17' 00"	84	1	22.4	LF	8	11' 15"	90	0	20.9	LF	4	20' 00"	75	5	25.1	LF	3	30' 00"	75	15	25.1	451a	503a	130a	1243a			
<b>Saturday</b>	07-Jan-06	Saturday early morning					Saturday morning					Saturday afternoon					Saturday early evening					Saturday late evening																
46 Kipling Stn – Steeles	31.38	LF	4	20' 00"	75	5	25.1	LF	5	15' 00"	75	0	25.1	LF	5	15' 00"	75	0	25.1	LF	4	20' 00"	74	6	25.4	LF	3	30' 00"	74	16	25.4	513a	555a	130a	1243a			
<b>Sunday</b>	01-Jan-06	Sunday morning					Sunday afternoon					Sunday early evening					Sunday late evening																					
46 Kipling Stn – Steeles	31.38	LF	4	20' 00"	75	5	25.1	LF	4	20' 00"	75	5	25.1	LF	4	20' 00"	75	5	25.1	LF	4	20' 00"	75	5	25.1	LF	3	30' 00"	75	15	25.1	840a	758a	130a	1243a			
<b>16 McCOWAN &amp;</b>	Bir	Service outside Toronto north of Steeles Avenue is provided under contract to York Region																																				
<b>Monday to Friday</b>	07-Sep-10	Monday-Friday morning peak period					Monday-Friday midday					Monday-Friday afternoon peak period					Monday-Friday early evening					Monday-Friday late evening																
16 Warden Stn – Scarborough Centre Stn	18.33	LF	8	7' 45"	62	0	17.7	LF	4	15' 00"	59	1	18.6	LF	8	8' 15"	65	1	16.9	LF	4	13' 00"	52	0	21.2	LF	3	15' 00"	45	0	24.4	517a	520a	124a	149a			
<b>Saturday</b>	15-May-10	Saturday early morning					Saturday morning					Saturday afternoon					Saturday early evening					Saturday late evening																
16 Warden Stn – Scarborough Centre Stn	18.33	LF	3	15' 00"	45	0	24.4	LF	4	12' 30"	50	0	22.0	LF	4	12' 30"	50	0	22.0	LF	3	15' 00"	45	0	24.4	LF	2	24' 00"	45	3	24.4	523a	545a	132a	200a			
<b>Sunday</b>	09-May-10	Sunday early morning					Sunday morning					Sunday afternoon					Sunday early evening					Sunday late evening																
16 Warden Stn – Scarborough Centre Stn	18.33	LF	3	17' 00"	50	1	22.0	LF	3	17' 00"	50	1	22.0	LF	4	12' 30"	50	0	22.0	LF	2	24' 00"	44	4	25.0	LF	2	24' 00"	45	3	24.4	732a	758a	132a	200a			

Overnight service on McCowan Road and Danforth Road provided by 302 DANFORTH RD-McCOWAN



**TORONTO TRANSIT COMMISSION**

**SERVICE SUMMARY**

November 21 to December 18, 2010

Route	RT dist (km) and date of last change	Monday-Friday morning peak period					Monday-Friday midday					Monday-Friday afternoon peak period					Monday-Friday early evening					Monday-Friday late evening					First dep NB or WB	First dep SB or EB	Last dep NB or WB	Last dep SB or EB						
		Veh type	No. of Veh	Service interval	Run time (min)	Term time (min)	Avg spd (km/h)	Veh type	No. of Veh	Service interval	Run time (min)	Term time (min)	Avg spd (km/h)	Veh type	No. of Veh	Service interval	Run time (min)	Term time (min)	Avg spd (km/h)	Veh type	No. of Veh	Service interval	Run time (min)	Term time (min)	Avg spd (km/h)	Veh type					No. of Veh	Service interval	Run time (min)	Term time (min)	Avg spd (km/h)	
<b>129 McCOWAN NORTH &amp;</b>	Mal	Service outside Toronto north of Steeles Avenue is provided under contract to York Region																																		
<b>Monday to Friday</b>	12-Oct-10	Monday-Friday morning peak period					Monday-Friday midday					Monday-Friday afternoon peak period					Monday-Friday early evening					Monday-Friday late evening														
129 Scarborough Centre Stn – Steeles	14.41	LF	11	4 ' 30 "	50	0	17.5	LF	8	5 ' 15 "	42	0	20.8	LF	10	5 ' 00 "	50	0	17.3	LF	8	5 ' 00 "	40	0	21.6	LF	1	40 ' 00 "	40	0	21.6	548a	524a	153a	150a	
129A Scarborough Centre Stn – Major Mackenzie	34.29	LF	4	13 ' 30 "	95	9	21.7	LF	2	26 ' 15 "	87	8	23.6	LF	3	15 ' 00 "	92	3	22.4	LF	2	25 ' 00 "	88	2	23.4	LF	2	40 ' 00 "	80	0	25.7	552a	535a	1050p	1130p	
Combined/Average			15	4 ' 30 "				10	5 ' 15 "				13	5 ' 00 "					10	5 ' 00 "					3	20 ' 00 "										
			Every 3rd 129 operates as a 129A					Every 5th 129 operates as a 129A					Every 3rd 129 operates as a 129A					Every 5th 129 operates as a 129A																		
<b>Saturday</b>	08-Aug-09	Saturday early morning					Saturday morning					Saturday afternoon					Saturday early evening					Saturday late evening														
129 Scarborough Centre Stn – Steeles	14.41	LF	6	7 ' 00 "	42	0	20.6	LF	6	7 ' 00 "	42	0	20.6	LF	8	5 ' 45 "	45	1	19.2	LF	1	40 ' 00 "	36	4	24.0	LF	2	20 ' 00 "	40	0	21.6	550a	530a	200a	145a	
129A Scarborough Centre Stn – Major Mackenzie	34.29	LF	2	28 ' 00 "	88	10	23.4	LF	2	28 ' 00 "	88	10	23.4	LF	2	23 ' 00 "	90	2	22.9	LF	2	40 ' 00 "	80	0	25.7											
Combined/Average			8	7 ' 00 "				8	7 ' 00 "				10	5 ' 45 "					3	20 ' 00 "					2	20 ' 00 "										
			Every 4th 129 operates as a 129A					Every 4th 129 operates as a 129A					Every 4th 129 operates as a 129A					Every 3rd 129 operates as a 129A																		
<b>Sunday</b>	02-Aug-09	Sunday morning					Sunday afternoon					Sunday early evening					Sunday late evening																			
129 Scarborough Centre Stn – Steeles	14.41		4	10 ' 00 "	40	0	21.6	LF	5	8 ' 00 "	40	0	21.6	LF	3	15 ' 00 "	40	5	21.6	LF	2	20 ' 00 "	40	0	21.6											
129A Scarborough Centre Stn – Major Mackenzie	34.29		1	40 ' 00 "	80	0	25.7	LF	1	40 ' 00 "	80	0	25.7	LF	1	45 ' 00 "	80	10	25.7																	
Combined/Average			5	10 ' 00 "				6	8 ' 00 "				4	15 ' 00 "					2	20 ' 00 "																
			Every 4th 129 operates as a 129A					Every 5th 129 operates as a 129A					Every 3rd 129 operates as a 129A																							
Overnight service provided by 302 DANFORTH RD-McCOWAN																																				
<b>130 MIDDLEFIELD &amp;</b>	Mal	Service outside Toronto north of Steeles Avenue is provided under contract to York Region																																		
<b>Monday to Friday</b>	05-Jan-09	Monday-Friday morning peak period					Monday-Friday midday					Monday-Friday afternoon peak period					Monday-Friday early evening					Monday-Friday late evening														
130 Scarborough Centre Stn – Steeles	15.96		1.5	30 ' 00 "	40	5	23.9	Lift						Lift	2	22 ' 00 "	44	0	21.8	Lift	1.5	30 ' 00 "	40	4	23.9	Lift	1.5	30 ' 00 "	40	4	23.9	915a	540a 702p	240p	240p 1240a	
130 Scarborough Centre Stn – Steeles/ 130B Scarborough Centre Stn – Steeles via Maybrook	16.56	Lift	3	15 ' 00 "	45	0	22.1						Lift	3	15 ' 00 "	45	0	22.1																		
Combined/Average			130 operates SB; 130B operates NB					Alternates trips with 132 MILNER					130 operates NB; 130B operates SB						Alternates trips with 132 MILNER						Alternates trips with 132 MILNER											
<b>Saturday</b>	10-Jan-09	Saturday early morning					Saturday morning					Saturday afternoon					Saturday early evening					Saturday late evening														
130 Scarborough Centre Stn – Steeles	15.96	Lift	1.5	30 ' 00 "	44	1	21.8	Lift	1.5	30 ' 00 "	44	1	21.8	Lift	1.5	30 ' 00 "	44	1	21.8	Lift	1.5	30 ' 00 "	40	4	23.9	Lift	1.5	30 ' 00 "	40	4	23.9	545a	608a	115a	1240a	
Combined/Average			Alternates trips with 132 MILNER					Alternates trips with 132 MILNER					Alternates trips with 132 MILNER					Alternates trips with 132 MILNER																		
<b>Sunday</b>	04-Jan-09	Sunday morning					Sunday afternoon					Sunday early evening					Sunday late evening																			
130 Scarborough Centre Stn – Steeles	15.96		1.5	30 ' 00 "	44	1	21.8	Lift	1.5	30 ' 00 "	44	1	21.8	Lift	1.5	30 ' 00 "	44	1	21.8	Lift	1.5	30 ' 00 "	40	4	23.9	Lift	1.5	30 ' 00 "	40	4	23.9	815a	838a	115a	1240a	
Combined/Average			Alternates trips with 132 MILNER					Alternates trips with 132 MILNER					Alternates trips with 132 MILNER					Alternates trips with 132 MILNER																		
<b>57 MIDLAND &amp;</b>	Bir	Service outside Toronto north of Steeles Avenue is provided under contract to York Region																																		
<b>Monday to Friday</b>	07-Sep-10	Monday-Friday morning peak period					Monday-Friday midday					Monday-Friday afternoon peak period					Monday-Friday early evening					Monday-Friday late evening														
57 Kennedy Stn – Steeles	23.43	LF	12	6 ' 00 "	70	2	20.1	LF	6	11 ' 00 "	66	0	21.3	LF	9	7 ' 30 "	68	0	20.8	LF	5	12 ' 00 "	60	0	23.4	LF	2	30 ' 00 "	52	8	27.0	450a	450a	115a	110a	
57 Kennedy Stn – Steeles	23.43	LF	1	Tripper																																
Combined/Average			13	6 ' 00 "				6	11 ' 00 "				9	7 ' 30 "					5	12 ' 00 "					2	30 ' 00 "										
<b>Saturday</b>	09-Jan-10	Saturday early morning					Saturday morning					Saturday afternoon					Saturday early evening					Saturday late evening														
57 Kennedy Stn – Steeles	23.43	LF	3	20 ' 00 "	60	0	23.4	LF	4	15 ' 00 "	60	0	23.4	LF	4	15 ' 00 "	60	0	23.4	LF	2	30 ' 00 "	52	8	27.0	LF	2	30 ' 00 "	52	8	27.0	515a	545a	1245a	110a	
Combined/Average			Saturday early morning					Saturday morning					Saturday afternoon					Saturday early evening					Saturday late evening													
<b>Sunday</b>	03-Jan-10	Sunday morning					Sunday afternoon					Sunday early evening					Sunday late evening																			
57 Kennedy Stn – Steeles	23.43		2	30 ' 00 "	60	0	23.4	LF	3	20 ' 00 "	60	0	23.4	LF	2	30 ' 00 "	52	8	27.0	LF	2	30 ' 00 "	52	8	27.0	LF	2	30 ' 00 "	52	8	27.0	745a	815a	1245a	110a	
Combined/Average			Sunday morning					Sunday afternoon					Sunday early evening					Sunday late evening																		



**TORONTO TRANSIT COMMISSION**

**SERVICE SUMMARY**

November 21 to December 18, 2010

Route	RT dist (km) and date of last change	Veh type	No. of Veh	Service interval	Run time (min)	Term time (min)	Avg spd (km/h)	Veh type	No. of Veh	Service interval	Run time (min)	Term time (min)	Avg spd (km/h)	Veh type	No. of Veh	Service interval	Run time (min)	Term time (min)	Avg spd (km/h)	Veh type	No. of Veh	Service interval	Run time (min)	Term time (min)	Avg spd (km/h)	Veh type	No. of Veh	Service interval	Run time (min)	Term time (min)	Avg spd (km/h)	First dep NB or WB	First dep SB or EB	Last dep NB or WB	Last dep SB or EB							
<b>132 MILNER &amp;</b>	Mal																																									
<b>Monday to Friday</b>	07-Sep-10		Monday-Friday morning peak period				Monday-Friday midday				Monday-Friday afternoon peak period				Monday-Friday early evening				Monday-Friday late evening																							
132 Scarborough Centre Stn – McLevin and Hupfield	19.81	LF	4	12 ' 00 "	48	0	24.8	LF	1.5	30 ' 00 "	45	0	26.4	LF	3	16 ' 00 "	48	0	24.8	LF	2	23 ' 00 "	46	0	25.8	LF	1.5	30 ' 00 "	42	4	28.6	600a	536a	100a	1254a							
			Alternates trips with 130 MIDDLEFIELD				Alternates trips with 130 MIDDLEFIELD				Alternates trips with 130 MIDDLEFIELD				Alternates trips with 130 MIDDLEFIELD				Alternates trips with 130 MIDDLEFIELD																							
<b>Saturday</b>	09-Jan-10		Saturday early morning				Saturday morning				Saturday afternoon				Saturday early evening				Saturday late evening																							
132 Scarborough Centre Stn – McLevin and Hupfield	19.81	LF	1.5	30 ' 00 "	45	0	26.4	LF	1.5	30 ' 00 "	45	0	26.4	LF	1.5	30 ' 00 "	45	0	26.4	LF	1.5	30 ' 00 "	42	4	28.6	LF	1.5	30 ' 00 "	42	4	28.6	600a	552a	100a	1254a							
			Alternates trips with 130 MIDDLEFIELD				Alternates trips with 130 MIDDLEFIELD				Alternates trips with 130 MIDDLEFIELD				Alternates trips with 130 MIDDLEFIELD				Alternates trips with 130 MIDDLEFIELD																							
<b>Sunday</b>	03-Jan-10		Sunday morning				Sunday afternoon				Sunday early evening				Sunday late evening																											
132 Scarborough Centre Stn – McLevin and Hupfield	19.81							LF	1.5	30 ' 00 "	45	0	26.4	LF	1.5	30 ' 00 "	45	0	26.4	LF	1.5	30 ' 00 "	42	4	28.6	LF	1.5	30 ' 00 "	42	4	28.6	900a	852a	100a	1254a							
			Alternates trips with 130 MIDDLEFIELD				Alternates trips with 130 MIDDLEFIELD				Alternates trips with 130 MIDDLEFIELD				Alternates trips with 130 MIDDLEFIELD				Alternates trips with 130 MIDDLEFIELD																							
<b>116 MORNINGSIDE &amp;</b>	Egl																																									
<b>Monday to Friday</b>	07-Sep-10		Monday-Friday morning peak period				Monday-Friday midday				Monday-Friday afternoon peak period				Monday-Friday early evening				Monday-Friday late evening																							
116 Kennedy Stn – Finch	35.76	LF	17	5 ' 45 "	92	6	23.3	LF	10	9 ' 00 "	90	0	23.8	LF	21	4 ' 31 "	95	0	22.6	LF	11	7 ' 30 "	80	3	26.9	LF	6	14 ' 00 "	75	9	28.6	508a	500a	225a	257a							
116A Kennedy Stn – Conlins Rd via Ellesmere/ 116E Kennedy Stn – Scarborough College and Conlins Rd Express	29.30	LF	5	15 ' 00 "	72	3	24.4	LF	3	22 ' 00 "	66	0	26.6	LF	5	15 ' 00 "	72	3	24.4	LF	3	22 ' 00 "	66	0	26.6	LF	2	30 ' 00 "	60	0	29.3	605a	556a	108a	1240a							
Combined/Average			22	4 ' 09 "				13	6 ' 23 "				26	3 ' 29 "					14	5 ' 36 "					8	9 ' 33 "																
<b>Saturday</b>	20-Feb-10		Saturday early morning				Saturday morning				Saturday afternoon				Saturday early evening				Saturday late evening																							
116 Kennedy Stn – Finch	35.76	LF	4	18 ' 00 "	72	0	29.8	LF	13	6 ' 30 "	85	0	25.4	LF	13	6 ' 30 "	85	0	25.4	LF	8	10 ' 00 "	77	3	27.9	LF	5	15 ' 00 "	75	0	28.6	540a	523a	225a	302a							
116A Kennedy Stn – Conlins Rd via Ellesmere/ 116E Kennedy Stn – Scarborough College and Conlins Rd Express	29.30	LF	2	30 ' 00 "	53	7	33.2	LF	2	30 ' 00 "	59	1	29.8	LF	2	30 ' 00 "	59	1	29.8	LF	2	30 ' 00 "	53	7	33.2	LF	2	30 ' 00 "	53	7	33.2	628a	631a	1240a	114a							
Combined/Average			6	11 ' 15 "				15	5 ' 21 "				15	5 ' 21 "					10	7 ' 30 "					7	10 ' 00 "																
<b>Sunday</b>	14-Feb-10		Sunday morning				Sunday afternoon				Sunday early evening				Sunday late evening																											
116 Kennedy Stn – Finch	35.76							LF	9	9 ' 00 "	81	0	26.5	LF	9	9 ' 00 "	81	0	26.5	LF	7	11 ' 00 "	76	1	28.2	LF	3	24 ' 00 "	71	1	30.2	741a	818a	225a	300a							
116A Kennedy Stn – Conlins Rd via Ellesmere/ 116E Kennedy Stn – Scarborough College and Conlins Rd Express	29.30							LF	2	30 ' 00 "	52	8	33.8	LF	2	30 ' 00 "	52	8	33.8	LF	2	30 ' 00 "	52	8	33.8	LF	2	30 ' 00 "	48	12	36.6	755a	816a	1255a	126a							
Combined/Average								11	6 ' 55 "				11	6 ' 55 "					9	8 ' 03 "					5	13 ' 20 "																
			Before Noon 116A operates WB and 116E operates EB. After Noon 116A operates EB and 116E operates WB																																							
<b>62 MORTIMER &amp;</b>	Bir																																									
<b>Monday to Friday</b>	17-Feb-09		Monday-Friday morning peak period				Monday-Friday midday				Monday-Friday afternoon peak period				Monday-Friday early evening				Monday-Friday late evening																							
62 Broadview Stn – Main Street Stn	12.09	LF	3	15 ' 00 "	44	1	16.5	LF	2	22 ' 00 "	42	2	17.3	LF	3	15 ' 00 "	44	1	16.5	LF	2	20 ' 00 "	40	0	18.1	LF	1.5	30 ' 00 "	40	1	18.1	540a	553a	1255a	115a							
			Alternates trips with 20 CLIFFSIDE				Alternates trips with 20 CLIFFSIDE				Alternates trips with 20 CLIFFSIDE				Alternates trips with 20 CLIFFSIDE				Alternates trips with 20 CLIFFSIDE																							
<b>Saturday</b>	29-Nov-08		Saturday early morning				Saturday morning				Saturday afternoon				Saturday early evening				Saturday late evening																							
62 Broadview Stn – Main Street Stn	12.09	LF	2	20 ' 00 "	40	0	18.1	LF	2	22 ' 00 "	44	0	16.5	LF	2	22 ' 00 "	44	0	16.5	LF	2	20 ' 00 "	40	0	18.1	LF	1.5	30 ' 00 "	40	1	18.1	612a	552a	1255a	115a							
			Alternates trips with 20 CLIFFSIDE				Alternates trips with 20 CLIFFSIDE				Alternates trips with 20 CLIFFSIDE				Alternates trips with 20 CLIFFSIDE				Alternates trips with 20 CLIFFSIDE																							
<b>Sunday</b>	23-Nov-08		Sunday morning				Sunday afternoon				Sunday early evening				Sunday late evening																											
62 Broadview Stn – Main Street Stn	12.09							LF	2	20 ' 00 "	40	0	18.1	LF	3	15 ' 00 "	40	5	18.1	LF	1.5	30 ' 00 "	40	1	18.1	LF	1.5	30 ' 00 "	40	1	18.1	815a	835a	1255a	115a							
			Alternates trips with 20 CLIFFSIDE				Alternates trips with 20 CLIFFSIDE				Alternates trips with 20 CLIFFSIDE				Alternates trips with 20 CLIFFSIDE				Alternates trips with 20 CLIFFSIDE																							



**SERVICE SUMMARY**

November 21 to December 18, 2010

Route	RT dist (km) and date of last change	Monday-Friday					Saturday					Sunday					First dep NB or WB	First dep SB or EB	Last dep NB or WB	Last dep SB or EB															
		Veh type	No. of Veh	Service interval	Run time (min)	Term time (min)	Avg spd (km/h)	Veh type	No. of Veh	Service interval	Run time (min)	Term time (min)	Avg spd (km/h)	Veh type	No. of Veh	Service interval					Run time (min)	Term time (min)	Avg spd (km/h)												
<b>171 MT DENNIS</b>	MtD																																		
<b>Monday to Friday</b>	17-Feb-09	Monday-Friday early morning					Monday-Friday midday					Monday-Friday afternoon peak period					Monday-Friday early evening					Monday-Friday late evening													
171 Mt Dennis – Jane & Weston	6.82	HF	1	20'00"	18	2	22.7	HF	1	20'00"	18	2	22.7	HF	1	20'00"	18	2	22.7	HF	1	20'00"	18	2	22.7	HF	1	20'00"	18	2	22.7	400a	409a	1120p	1134p
<b>Saturday</b>	26-Jun-10	Saturday early morning					Saturday midday					Saturday afternoon peak period					Saturday early evening					Saturday late evening													
171 Mt Dennis – Jane & Weston	6.82	LF	1	20'00"	18	2	22.7	LF	1	20'00"	18	2	22.7	LF	1	20'00"	18	2	22.7	LF	1	20'00"	18	2	22.7	LF	1	20'00"	18	2	22.7	400a	409a	1100p	1109p
<b>Sunday</b>	20-Jun-10	Sunday early morning					Sunday midday					Sunday afternoon peak period					Sunday early evening					Sunday late evening													
171 Mt Dennis – Jane & Weston	6.82	LF	1	20'00"	18	2	22.7	LF	1	20'00"	18	2	22.7	LF	1	20'00"	18	2	22.7	LF	1	20'00"	18	2	22.7	LF	1	20'00"	18	2	22.7	400a	409a	1120p	1134p
<b>74 MT PLEASANT &amp;</b>	Wil																																		
<b>Monday to Friday</b>	24-Nov-08	Monday-Friday morning peak period					Monday-Friday midday					Monday-Friday afternoon peak period					Monday-Friday early evening					Monday-Friday late evening													
74 St Clair Stn – Eglinton	6.15	LF	2	15'00"	30	0	12.3	LF	1	30'00"	30	0	12.3	LF	2	18'00"	36	0	10.3	LF	1	30'00"	30	0	12.3	LF	1	30'00"	30	0	12.3	615a	604a	115a	100a
<b>Saturday</b>	29-Nov-08	Saturday early morning					Saturday morning					Saturday afternoon					Saturday early evening					Saturday late evening													
74 St Clair Stn – Eglinton	6.15	LF	1	30'00"	30	0	12.3	LF	1	30'00"	30	0	12.3	LF	1	30'00"	30	0	12.3	LF	1	30'00"	30	0	12.3	LF	1	30'00"	30	0	12.3	715a	700a	115a	100a
<b>Sunday</b>	23-Nov-08	Sunday morning					Sunday afternoon					Sunday early evening					Sunday late evening																		
74 St Clair Stn – Eglinton	6.15	LF	1	30'00"	30	0	12.3	LF	1	30'00"	30	0	12.3	LF	1	30'00"	30	0	12.3	LF	1	30'00"	30	0	12.3	LF	1	30'00"	30	0	12.3	900a	915a	115a	100a
<b>103 MT PLEASANT NORTH &amp;</b>	Wil																																		
<b>Monday to Friday</b>	24-Nov-08	Monday-Friday morning peak period					Monday-Friday midday					Monday-Friday afternoon peak period					Monday-Friday early evening					Monday-Friday late evening													
103 Eglinton Stn – Doncliffe	7.92	LF	2	15'00"	30	0	15.8	LF	2	15'00"	30	0	15.8	LF	2	15'00"	30	0	15.8	LF	2	15'00"	30	0	15.8	LF	1	30'00"	30	0	15.8	600a	615a	100a	115a
<b>Saturday</b>	29-Nov-08	Saturday early morning					Saturday morning					Saturday afternoon					Saturday early evening					Saturday late evening													
103 Eglinton Stn – Doncliffe	7.92	LF	1	30'00"	30	0	15.8	LF	2	15'00"	30	0	15.8	LF	2	15'00"	30	0	15.8	LF	1	30'00"	30	0	15.8	LF	1	30'00"	30	0	15.8	545a	600a	100a	115a
<b>Sunday</b>	23-Nov-08	Sunday morning					Sunday afternoon					Sunday early evening					Sunday late evening																		
103 Eglinton Stn – Doncliffe	7.92	LF	1	30'00"	30	0	15.8	LF	1	30'00"	30	0	15.8	LF	1	30'00"	30	0	15.8	LF	1	30'00"	30	0	15.8	LF	1	30'00"	30	0	15.8	830a	815a	100a	115a
<b>133 NEILSON &amp;</b>	Mal																																		
<b>Monday to Friday</b>	07-Sep-10	Monday-Friday morning peak period					Monday-Friday midday					Monday-Friday afternoon peak period					Monday-Friday early evening					Monday-Friday late evening													
133 Scarborough Centre Stn – Morningside Heights	25.22	LF	9	8'00"	70	2	21.6	LF	7	10'00"	70	0	21.6	LF	11	7'00"	74	3	20.4	LF	8	9'00"	70	2	21.6	LF	3.5	20'00"	65	5	23.3	532a	459a	140a	123a
																			Alternates trips with 38 HIGHLAND CREEK																
<b>Saturday</b>	03-Apr-10	Saturday early morning					Saturday morning					Saturday afternoon					Saturday early evening					Saturday late evening													
133 Scarborough Centre Stn – Morningside Heights	25.22	LF	6	12'00"	70	2	21.6	LF	6	12'00"	70	2	21.6	LF	8	9'00"	70	2	21.6	LF	6	12'00"	70	2	21.6	LF	3.5	20'00"	70	0	21.6	540a	520a	100a	100a
																			Alternates trips with 38 HIGHLAND CREEK																
<b>Sunday</b>	28-Mar-10	Sunday morning					Sunday afternoon					Sunday early evening					Sunday late evening																		
133 Scarborough Centre Stn – Morningside Heights	25.22	LF	5	12'00"	60	0	25.2	LF	7	10'00"	70	0	21.6	LF	5	13'00"	60	5	25.2	LF	4	15'00"	60	0	25.2	LF	4	15'00"	60	0	25.2	900a	825a	100a	105a

All buses serve Centenary Hospital in both directions except where noted.  
Overnight service south of Finch provided by 321 YORK MILLS



**TORONTO TRANSIT COMMISSION**

**SERVICE SUMMARY**

November 21 to December 18, 2010

Route	RT dist (km) and date of last change	Monday-Friday morning peak period					Monday-Friday midday					Monday-Friday afternoon peak period					Monday-Friday early evening					Monday-Friday late evening													
		Veh type	No. of Veh	Service interval	Run time (min)	Term time (min)	Avg spd (km/h)	Veh type	No. of Veh	Service interval	Run time (min)	Term time (min)	Avg spd (km/h)	Veh type	No. of Veh	Service interval	Run time (min)	Term time (min)	Avg spd (km/h)	Veh type	No. of Veh	Service interval	Run time (min)	Term time (min)	Avg spd (km/h)	Veh type	No. of Veh	Service interval	Run time (min)	Term time (min)	Avg spd (km/h)	First dep NB or WB	First dep SB or EB	Last dep NB or WB	Last dep SB or EB
<b>131 NUGGET &amp;</b>	Mal																																		
<b>Monday to Friday</b>	07-Sep-10	Monday-Friday morning peak period					Monday-Friday midday					Monday-Friday afternoon peak period					Monday-Friday early evening					Monday-Friday late evening													
131 Scarborough Centre Stn – Old Finch & Morningview	20.20						LF	3	18 ' 00 "	54	0	22.4																							
131E Kennedy Stn – Old Finch Express	33.46	LF	13	7 ' 00 "	90	1	22.3						LF	11	8 ' 30 "	93	1	21.6																	
<b>Saturday</b>	09-Jan-10	Saturday early morning					Saturday morning					Saturday afternoon					Saturday early evening					Saturday late evening													
131 Scarborough Centre Stn – Old Finch & Morningview	20.20	LF	3	18 ' 00 "	54	0	22.4	LF	3	18 ' 00 "	54	0	22.4	LF	3	18 ' 00 "	54	0	22.4	LF	2	25 ' 00 "	50	0	24.2	LF	2	22 ' 00 "	44	0	27.5	630a	639a	100a	1238a
<b>Sunday</b>	03-Jan-10	Sunday morning					Sunday afternoon					Sunday early evening					Sunday late evening																		
131 Scarborough Centre Stn – Old Finch & Morningview	20.20						LF	2	26 ' 00 "	52	0	23.3	LF	2	26 ' 00 "	52	0	23.3	LF	2	25 ' 00 "	50	0	24.2	LF	2	22 ' 00 "	44	0	27.5	826a	800a	100a	1238a	

Operates NB via Morningview before 3:00 pm, and NB via Littles after 3:00 pm.

Route	RT dist (km) and date of last change	Monday-Friday morning peak period					Monday-Friday midday					Monday-Friday afternoon peak period					Monday-Friday early evening					Monday-Friday late evening													
		Veh type	No. of Veh	Service interval	Run time (min)	Term time (min)	Avg spd (km/h)	Veh type	No. of Veh	Service interval	Run time (min)	Term time (min)	Avg spd (km/h)	Veh type	No. of Veh	Service interval	Run time (min)	Term time (min)	Avg spd (km/h)	Veh type	No. of Veh	Service interval	Run time (min)	Term time (min)	Avg spd (km/h)	Veh type	No. of Veh	Service interval	Run time (min)	Term time (min)	Avg spd (km/h)	First dep NB or WB	First dep SB or EB	Last dep NB or WB	Last dep SB or EB
<b>70 O'CONNOR &amp;</b>	Egl																																		
<b>Monday to Friday</b>	29-Mar-10	Monday-Friday morning peak period					Monday-Friday midday					Monday-Friday afternoon peak period					Monday-Friday early evening					Monday-Friday late evening													
70 Coxwell Stn – Warden Stn	12.36	LF	3	17 ' 00 "	51	0	14.5	LF	2.5	18 ' 00 "	45	0	16.5	LF	3.5	15 ' 00 "	51	2	14.5	LF	2	20 ' 00 "	40	0	18.5	LF	1.1	30 ' 00 "	34	0	21.8	550a	530a	158a	145a
70A Coxwell Stn – Eglinton	12.54	LF	3	17 ' 00 "	51	0	14.7	LF	2.5	18 ' 00 "	44	1	17.1	LF	3.5	15 ' 00 "	51	2	14.7	LF	2	20 ' 00 "	40	0	18.8										
70B Coxwell Stn – Eglinton Sq	11.75													LF	1	30 ' 00 "	30	0	23.5																
Combined/Average			6	8 ' 30 "				5	9 ' 00 "					7	7 ' 30 "					4	10 ' 00 "						2.13	15 ' 00 "							
70 branch alternates trips with 135 GERRARD																																			
<b>Saturday</b>	09-Jan-10	Saturday early morning					Saturday morning					Saturday afternoon					Saturday early evening					Saturday late evening													
70 Coxwell Stn – Warden Stn	12.36	LF	2	22 ' 00 "	44	0	16.9	LF	2	22 ' 00 "	44	0	16.9	LF	2	22 ' 00 "	44	0	16.9	LF	1.5	24 ' 00 "	36	0	20.6	LF	1.3	30 ' 00 "	34	6	21.8	610a	548a	158a	145a
70A Coxwell Stn – Eglinton	12.54	LF	2	22 ' 00 "	44	0	17.1	LF	2	22 ' 00 "	44	0	17.1	LF	2	22 ' 00 "	44	0	17.1	LF	1.5	24 ' 00 "	36	0	20.9										
70B Coxwell Stn – Eglinton Sq	11.75													LF	1	30 ' 00 "	30	0	23.5																
Combined/Average			4	11 ' 00 "				4	11 ' 00 "					4	11 ' 00 "					3	12 ' 00 "						2.33	15 ' 00 "							
70 branch alternates trips with 16 McCOWAN																																			
<b>Sunday</b>	03-Jan-10	Sunday early morning					Sunday morning					Sunday afternoon					Sunday early evening					Sunday late evening													
70 Coxwell Stn – Warden Stn	12.36	LF	1	45 ' 00 "	33	12	22.5	LF	2	20 ' 00 "	40	0	18.5	LF	2	20 ' 00 "	40	0	18.5	LF	1.5	24 ' 00 "	36	0	20.6	LF	1.3	30 ' 00 "	34	6	21.8	645a	615a	158a	145a
70A Coxwell Stn – Eglinton	12.54							LF	2	20 ' 00 "	40	0	18.8	LF	2	20 ' 00 "	40	0	18.8	LF	1.5	24 ' 00 "	36	0	20.9										
70B Coxwell Stn – Eglinton Sq	11.75													LF	1	30 ' 00 "	30	0	23.5																
Combined/Average			1	45 ' 00 "				4	10 ' 00 "					4	10 ' 00 "					3	12 ' 00 "						2.33	15 ' 00 "							



**TORONTO TRANSIT COMMISSION**

**SERVICE SUMMARY**

November 21 to December 18, 2010

Route	RT dist (km) and date of last change	Veh type	No. of Veh	Service interval	Run time (min)	Term time (min)	Avg spd (km/h)	Veh type	No. of Veh	Service interval	Run time (min)	Term time (min)	Avg spd (km/h)	Veh type	No. of Veh	Service interval	Run time (min)	Term time (min)	Avg spd (km/h)	Veh type	No. of Veh	Service interval	Run time (min)	Term time (min)	Avg spd (km/h)	Veh type	No. of Veh	Service interval	Run time (min)	Term time (min)	Avg spd (km/h)	First dep NB or WB	First dep SB or EB	Last dep NB or WB	Last dep SB or EB				
<b>63 OSSINGTON &amp;</b>	MtD																																						
<b>Monday to Friday</b>	07-Sep-10		Monday-Friday morning peak period				Monday-Friday midday				Monday-Friday afternoon peak period				Monday-Friday early evening				Monday-Friday late evening																				
63 Eglinton West Stn – East Liberty	17.57	LF	2	13' 30"	77	4	13.7	LF	11	7' 15"	77	3	13.7	LF	7	11' 30"	78	3	13.5	LF	9	8' 30"	72	5	14.6	LF	6	11' 00"	64	2	16.5	517a	521a	147a	136a				
63A St Clair – East Liberty	13.35	LF	12	4' 30"	53	1	15.1						LF	5	11' 30"	54	4	14.8															638a	707a	902a	932a			
Combined/Average			14	4' 30"					11	7' 15"					12	5' 45"					9	8' 30"						6	11' 00"			303p	334p	556p	615p				
			Every 3rd 63A operates as a 63																																				
<b>Saturday</b>	29-Nov-08		Saturday early morning				Saturday morning				Saturday afternoon				Saturday early evening				Saturday late evening																				
63 Eglinton West Stn – East Liberty	17.57	LF	8	10' 00"	74	6	14.2	LF	11	7' 30"	78	5	13.5	LF	13	6' 30"	82	3	12.9	LF	7	10' 00"	70	0	15.1	LF	5	13' 00"	64	1	16.5	520a	523a	142a	136a				
<b>Sunday</b>	15-Feb-09		Sunday early morning				Sunday morning				Sunday afternoon				Sunday early evening				Sunday late evening																				
63 Eglinton West Stn – East Liberty	17.57	LF	6	12' 00"	72	0	14.6	LF	7	11' 00"	73	4	14.4	LF	9	8' 30"	75	2	14.1	LF	7	10' 00"	70	0	15.1	LF	6	11' 00"	64	2	16.5	520a	520a	147a	136a				
<b>316 OSSINGTON &amp;</b>	Wtl/MtD																																						
<b>Overnight, 7 days a week</b>	23-Nov-08		Monday-Friday overnight				Saturday overnight				Sunday overnight																												
316 Eglinton West Stn – Exhibition	20.28	LF	1.6	30' 00"	49	0	24.8	LF	1.6	30' 00"	49	0	24.8	LF	1.6	30' 00"	49	0	24.8																				
			Alternates trips with 329 DUFFERIN																																				
<b>72 PAPE &amp;</b>	Bir	Temporary diversion to Donlands Station during construction at Pape Station. Temporary diversion until summer of 2013, westbound via Scott and Wellington, due to closure of The Esplanade between Scott and Yonge.																																					
<b>Monday to Friday</b>	12-Oct-10		Monday-Friday morning peak period				Monday-Friday midday				Monday-Friday afternoon peak period				Monday-Friday early evening				Monday-Friday late evening																				
72 Donlands Stn – Eastern	5.67	LF	2.5	14' 00"	31	4	11.0	LF	4	8' 00"	30	2	11.3	LF	2.5	13' 00"	32	1	10.6	LF	4	8' 00"	30	2	11.3	LF	1.5	24' 00"	30	6	11.3	533a	540a	107a	125a				
72A Donlands Stn – Union Stn via Commissioners	16.25	LF	5.5	14' 00"	72	5	13.5	LF	2	24' 00"	66	14	12.2	LF	5.5	13' 00"	71	1	13.7	LF	2	24' 00"	66	14	12.2	LF	2.5	24' 00"	57	3	17.1	520a	440a	119a	124a				
Combined/Average			8	7' 00"					6	8' 00"					8	6' 30"					6	8' 00"						4	12' 00"										
			Every 3rd 72 operates as a 72A																																				
<b>Saturday</b>	16-Oct-10		Saturday early morning				Saturday morning				Saturday afternoon				Saturday early evening				Saturday late evening																				
72 Pape Stn – Eastern	5.67	LF	1.5	24' 00"	30	6	11.3	LF	5	7' 30"	36	2	9.5	LF	5	7' 30"	36	2	9.5	LF	1.5	20' 00"	30	0	11.3	LF	1.5	24' 00"	30	6	11.3	523a	508a	120a	102a				
72A Donlands Stn – Union Stn via Commissioners	16.25	LF	2.5	24' 00"	54	6	18.1	LF	2	22' 30"	71	12	13.7	LF	2	22' 30"	71	12	13.7	LF	3.5	20' 00"	64	6	15.2	LF	2.5	24' 00"	57	3	17.1	547a	520a	119a	114a				
Combined/Average			4	12' 00"					7	7' 30"					7	7' 30"					5	10' 00"						4	12' 00"										
			Every 3rd 72 operates as a 72A																																				
<b>Sunday</b>	10-Oct-10		Sunday early morning				Sunday morning				Sunday afternoon				Sunday early evening				Sunday late evening																				
72 Pape Stn – Eastern	5.67	LF	1.5	24' 00"	30	6	11.3	LF	2	20' 00"	36	4	9.5	LF	2	20' 00"	36	4	9.5	LF	1.5	24' 00"	30	6	11.3	LF	1.5	24' 00"	30	6	11.3	747a	728a	1258a	104a				
72A Donlands Stn – Union Stn via Commissioners	16.25	LF	2.5	24' 00"	54	6	18.1	LF	3	20' 00"	60	0	16.3	LF	3	20' 00"	60	0	16.3	LF	2.5	24' 00"	57	3	17.1	LF	2.5	24' 00"	51	9	19.1	819a	752a	118a	116a				
Combined/Average			4	12' 00"					5	10' 00"					5	10' 00"					4	12' 00"						4	12' 00"										
<b>101 PARC DOWNSVIEW PARK &amp;</b>	Arw																																						
<b>Monday to Friday</b>	12-May-08		Monday-Friday morning peak period				Monday-Friday midday				Monday-Friday afternoon peak period				Monday-Friday early evening																								
101 Downsview Stn – Parc Downsview Park	5.64	LF	1	20' 00"	20	0	16.9	LF	1	20' 00"	20	0	16.9	LF	1	20' 00"	20	0	16.9	LF	1	20' 00"	20	0	16.9									600a	610a	1000p	1010p		
<b>Saturday</b>	17-May-08		Saturday morning				Saturday afternoon				Saturday early evening																												
101 Downsview Stn – Parc Downsview Park	5.64	LF	1	20' 00"	20	0	16.9	LF	1	20' 00"	20	0	16.9	LF	1	20' 00"	20	0	16.9	LF	1	20' 00"	20	0	16.9									900a	910a	1000p	1010p		
<b>Sunday</b>	11-May-08		Sunday morning				Sunday afternoon				Sunday early evening																												
101 Downsview Stn – Parc Downsview Park	5.64	LF	1	20' 00"	20	0	16.9	LF	1	20' 00"	20	0	16.9	LF	1	20' 00"	20	0	16.9	LF	1	20' 00"	20	0	16.9									940a	950a	1000p	1010p		



**SERVICE SUMMARY**

November 21 to December 18, 2010

Route	RT dist (km) and date of last change	No. of Veh	Service interval	Run time (min)	Term time (min)	Avg spd (km/h)	Veh type	No. of Veh	Service interval	Run time (min)	Term time (min)	Avg spd (km/h)	Veh type	No. of Veh	Service interval	Run time (min)	Term time (min)	Avg spd (km/h)	Veh type	No. of Veh	Service interval	Run time (min)	Term time (min)	Avg spd (km/h)	Veh type	No. of Veh	Service interval	Run time (min)	Term time (min)	Avg spd (km/h)	First dep NB or WB	First dep SB or EB	Last dep NB or WB	Last dep SB or EB						
<b>402 PARKDALE COMMUNITY BUS &amp;</b> <b>Monday to Friday</b> 402 Queen Elizabeth Hospital – Dufferin Mall via Dufferin Stn	W-T 2-Sep-97																																							
				Monday-Friday midday					Monday-Friday afternoon peak period																															
				CB	1	75' 00"	75	0	CB	1	75' 00"	75	0																	936a	1000a	436a	500p							
<b>65 PARLIAMENT &amp;</b> <b>Monday to Friday</b> 65 Castle Frank Stn – Esplanade	Bir 24-Nov-08			Monday-Friday morning peak period					Monday-Friday midday					Monday-Friday afternoon peak period					Monday-Friday early evening					Monday-Friday late evening																
		LF	2	16' 00"	32	0	11.6	LF	2	16' 00"	32	0	11.6	LF	3	12' 00"	36	0	10.4	LF	2	16' 00"	32	0	11.6	LF	1	30' 00"	30	0	12.4	530a	515a	115a	100a					
<b>Saturday</b> 65 Castle Frank Stn – Esplanade	04-Apr-09			Saturday early morning					Saturday morning					Saturday afternoon					Saturday early evening					Saturday late evening																
		LF	2	15' 00"	30	0	12.4	LF	2	16' 00"	32	0	11.6	LF	2	16' 00"	32	0	11.6	LF	1	30' 00"	30	0	12.4	LF	1	30' 00"	30	0	12.4	545a	530a	115a	100a					
<b>Sunday</b> 65 Castle Frank Stn – Esplanade	28-Mar-10			Sunday morning					Sunday afternoon					Sunday early evening					Sunday late evening																					
		LF	1	30' 00"	30	0	12.4	LF	2	15' 00"	30	0	12.4	LF	1	30' 00"	30	0	12.4	LF	1	30' 00"	30	0	12.4	LF	1	30' 00"	30	0	12.4	915a	900a	115a	100a					
<b>67 PHARMACY &amp;</b> <b>Monday to Friday</b> 67 Victoria Park Stn – Ellesmere 67A Victoria Park Stn – Eglinton	Egl 07-Sep-10			Monday-Friday morning peak period					Monday-Friday midday					Monday-Friday afternoon peak period					Monday-Friday early evening					Monday-Friday late evening																
		LF	4	17' 00"	64	4	16.8	LF	3	17' 00"	51	0	21.1	LF	6	10' 00"	60	0	17.9	LF	3	17' 00"	51	0	21.1	LF	2	20' 00"	40	0	26.9	516a	537a	110a	1250a					
		LF	2	17' 00"	34	0	16.4																										601a	535a	851a	851a				
		Combined/Average		6	8' 30"			3	17' 00"				6	10' 00"					3	8' 30"					2	20' 00"														
<b>Saturday</b> 67 Victoria Park Stn – Ellesmere	04-Apr-09			Saturday early morning					Saturday morning					Saturday afternoon					Saturday early evening					Saturday late evening																
		LF	2	20' 00"	40	0	26.9	LF	2	22' 30"	45	0	23.9	LF	2	30' 00"	55	5	19.6	LF	2	20' 00"	40	0	26.9	LF	2	20' 00"	40	0	26.9	516a	540a	100a	1240a					
<b>Sunday</b> 67 Victoria Park Stn – Ellesmere	29-Mar-09			Sunday morning					Sunday afternoon					Sunday early evening					Sunday late evening																					
		LF	2	20' 00"	40	0	26.9	LF	2	25' 00"	50	0	21.5	LF	2	20' 00"	40	0	26.9	LF	2	20' 00"	40	0	26.9	LF	2	20' 00"	40	0	26.9	920a	940a	100a	1240a					
<b>167 PHARMACY NORTH &amp;</b> <b>Monday to Friday</b> 167 Don Mills Stn – Steeles 167A Don Mills Stn – Steeles via Consumers	Bir 04-Jan-10			Monday-Friday morning peak period					Monday-Friday midday					Monday-Friday afternoon peak period					Monday-Friday early evening					Monday-Friday late evening																
		LF	2	24' 00"	45	3	28.3	LF	1.5	30' 00"	45	0	28.3	LF	2	24' 00"	48	0	26.6															558a	535a	647p	648p			
																				LF	2	30' 00"	51	9	23.7	LF	2	30' 00"	51	9	23.7	715p	712p	115a	1240a					
				Alternates trips with 24A VICTORIA PARK																																				
<b>Saturday</b> 167A Don Mills Stn – Steeles via Consumers	09-Jan-10			Saturday early morning					Saturday morning					Saturday afternoon					Saturday early evening					Saturday late evening																
		LF	2	30' 00"	51	9	23.7	LF	2	30' 00"	51	9	23.7	LF	2	30' 00"	51	9	23.7	LF	2	30' 00"	51	9	23.7	LF	2	30' 00"	51	9	23.7	540a	540a	110a	1235a					
<b>Sunday</b> 167A Don Mills Stn – Steeles via Consumers	03-Jan-10			Sunday morning					Sunday afternoon					Sunday early evening					Sunday late evening																					
		LF	2	30' 00"	51	9	23.7	LF	2	30' 00"	51	9	23.7	LF	2	30' 00"	51	9	23.7	LF	2	30' 00"	51	9	23.7	LF	2	30' 00"	51	9	23.7	900a	925a	100a	1255a					





TORONTO TRANSIT COMMISSION

SERVICE SUMMARY

November 21 to December 18, 2010

Table with columns for Route, RT dist, No. of Veh, Service interval, Run time, Term time, Avg spd, and multiple columns for different days of the week (Monday-Friday, Saturday, Sunday) and times of day (morning, midday, afternoon, evening, late evening). Includes routes like 66 PRINCE EDWARD, 134 PROGRESS, 501 QUEEN, and 301 QUEEN.



TORONTO TRANSIT COMMISSION

SERVICE SUMMARY

November 21 to December 18, 2010

Route	RT dist (km) and date of last change	Monday-Friday morning peak period					Monday-Friday midday					Monday-Friday afternoon peak period					Monday-Friday early evening					Monday-Friday late evening					First dep NB or WB	First dep SB or EB	Last dep NB or WB	Last dep SB or EB					
		Veh type	No. of Veh	Service interval	Run time (min)	Term time (min)	Avg spd (km/h)	Veh type	No. of Veh	Service interval	Run time (min)	Term time (min)	Avg spd (km/h)	Veh type	No. of Veh	Service interval	Run time (min)	Term time (min)	Avg spd (km/h)	Veh type	No. of Veh	Service interval	Run time (min)	Term time (min)	Avg spd (km/h)	Veh type					No. of Veh	Service interval	Run time (min)	Term time (min)	Avg spd (km/h)
<b>80 QUEENSWAY &amp;</b>	Qsy																																		
<b>Monday to Friday</b>	17-Feb-09	Monday-Friday morning peak period					Monday-Friday midday					Monday-Friday afternoon peak period					Monday-Friday early evening					Monday-Friday late evening													
80 Sherway – Keele Stn via Parkside Dr	26.25	LF	3	30'00"	75	15	21.0	LF	3	24'00"	69	3	22.8	LF	3	30'00"	78	12	20.2	LF	2	30'00"	56	4	28.1	LF	2	30'00"	54	6	29.2	548a	600a	100a	1229a
<b>Saturday</b>	21-Feb-09	Saturday early morning					Saturday morning					Saturday afternoon					Saturday early evening					Saturday late evening													
80 Sherway – Keele Stn via Parkside Dr	26.25	LF	2	30'00"	56	4	28.1	LF	3	24'00"	70	2	22.5	LF	3	24'00"	70	2	22.5	LF	2	30'00"	56	4	28.1	LF	2	30'00"	54	6	29.2	600a	600a	100a	1230a
<b>Sunday</b>	15-Feb-09	Sunday morning					Sunday afternoon					Sunday early evening					Sunday late evening																		
80 Sherway – Keele Stn via Parkside Dr	26.25	LF	3	24'00"	70	2	22.5	LF	3	24'00"	70	2	22.5	LF	2	30'00"	54	6	29.2	LF	2	30'00"	54	6	29.2	LF	2	30'00"	54	6	29.2	855a	932a	100a	1225a
<b>109 RANEE &amp;</b>	Wtl																																		
<b>Monday to Friday</b>	07-Sep-10	Monday-Friday morning peak period					Monday-Friday midday					Monday-Friday afternoon peak period					Monday-Friday early evening					Monday-Friday late evening													
109B Eglinton West Stn-Neptune via Marlee and Flemington	14.29	LF	1.5	34'00"	51	0	16.8	LF	1.5	30'00"	45	0	19.1	LF	2	30'00"	56	4	15.3	LF	1	45'00"	45	0	19.1	LF	1	45'00"	45	0	19.1	627a	557a	115a	1253a
109C Eglinton West Stn-Neptune via Marlee and Varna	13.08	LF	1.5	34'00"	51	0	15.4	LF	1.5	30'00"	45	0	17.4	LF	2	30'00"	56	4	14.0	LF	1	45'00"	45	0	17.4	LF	1	45'00"	45	0	17.4	610a	621a	1252a	1230a
Combined/Average			3	17'00"					3	15'00"					4	15'00"					2	22'30"					2	22'30"							
<b>Saturday</b>	10-Jan-09	Saturday early morning					Saturday morning					Saturday afternoon					Saturday early evening					Saturday late evening													
109B Eglinton West Stn-Neptune via Marlee and Flemington	14.29	LF	1.5	30'00"	45	0	19.1	LF	1.5	34'00"	51	0	16.8	LF	1.5	34'00"	51	0	16.8	LF	1	45'00"	45	0	19.1	LF	1	45'00"	45	0	19.1	637a	645a	1237a	1238a
109C Eglinton West Stn-Neptune via Marlee and Varna	13.08	LF	1.5	30'00"	45	0	17.4	LF	1.5	34'00"	51	0	15.4	LF	1.5	34'00"	51	0	15.4	LF	1	45'00"	45	0	17.4	LF	1	45'00"	45	0	17.4	622a	700a	100a	1215a
Combined/Average			3	15'00"					3	17'00"					3	17'00"					2	22'30"					2	22'30"							
<b>Sunday</b>	04-Jan-09	Sunday morning					Sunday afternoon					Sunday early evening					Sunday late evening																		
109B Eglinton West Stn-Neptune via Marlee and Flemington	14.29							LF	1	40'00"	40	0	21.4	LF	1.5	34'00"	51	0	16.8	LF	1	45'00"	45	0	19.1	LF	1	45'00"	45	0	19.1	900a	840a	1237a	1238a
109C Eglinton West Stn-Neptune via Marlee and Varna	13.08							LF	1	40'00"	40	0	19.6	LF	1.5	34'00"	51	0	15.4	LF	1	45'00"	45	0	17.4	LF	1	45'00"	45	0	17.4	920a	900a	100a	1215a
Combined/Average									2	20'00"					3	17'00"					2	22'30"					2	22'30"							
<b>48 RATHBURN &amp;</b>	Qsy																																		
<b>Monday to Friday</b>	12-Oct-10	Monday-Friday morning peak period					Monday-Friday midday					Monday-Friday afternoon peak period					Monday-Friday early evening					Monday-Friday late evening													
48 Royal York Stn – Mill Rd	17.36	LF	4	11'00"	44	0	23.7	LF	2	22'00"	42	2	24.8	LF	3	16'00"	45	3	23.1	LF	1.5	30'00"	40	5	26.0	LF	1.5	30'00"	40	5	26.0	540a	520a	100a	1250a
																						Alternates trips with 15 EVANS					Alternates trips with 15 EVANS								
<b>Saturday</b>	21-Feb-09	Saturday early morning					Saturday morning					Saturday afternoon					Saturday early evening					Saturday late evening													
48 Royal York Stn – Mill Rd	17.36	LF	1.5	30'00"	40	5	26.0	LF	1.5	30'00"	45	0	23.1	LF	1.5	30'00"	45	0	23.1	LF	1.5	30'00"	40	5	26.0	LF	1.5	30'00"	40	5	26.0	610a	610a	115a	1235a
																						Alternates trips with 15 EVANS					Alternates trips with 15 EVANS								
<b>Sunday</b>	15-Feb-09	Sunday morning					Sunday afternoon					Sunday early evening					Sunday late evening																		
48 Royal York Stn – Mill Rd	17.36							LF	1.5	30'00"	45	0	23.1	LF	1.5	30'00"	45	0	23.1	LF	1.5	30'00"	44	1	23.7	LF	1.5	30'00"	40	5	26.0	844a	818a	100a	1242a
																						Alternates trips with 15 EVANS					Alternates trips with 15 EVANS								
<b>161 ROGERS RD &amp;</b>	MtD																																		
<b>Monday to Friday</b>	07-Sep-10	Monday-Friday morning peak period					Monday-Friday midday					Monday-Friday afternoon peak period					Monday-Friday early evening					Monday-Friday late evening													
161 Ossington Stn – Jane	17.90	LF	7	10'20"	72	1	15.0	LF	5	14'00"	68	2	15.8	LF	7	10'45"	75	1	14.4	LF	5	12'00"	60	0	17.9	LF	3	20'00"	60	0	17.9	534a	508a	140a	110a
<b>Saturday</b>	27-Jun-09	Saturday early morning					Saturday morning					Saturday afternoon					Saturday early evening					Saturday late evening													
161 Ossington Stn – Jane	17.90	LF	5	13'00"	64	1	16.8	LF	6	12'00"	68	4	15.8	LF	6	12'00"	68	4	15.8	LF	4	15'00"	60	0	17.9	LF	3	20'00"	60	0	17.9	530a	526a	120a	110a
<b>Sunday</b>	21-Jun-09	Sunday early morning					Sunday morning					Sunday afternoon					Sunday early evening					Sunday late evening													
161 Ossington Stn – Jane	17.90	LF	3	20'00"	60	0	17.9	LF	4	16'00"	64	0	16.8	LF	5	15'00"	68	7	15.8	LF	3	20'00"	60	0	17.9	LF	3	20'00"	60	0	17.9	550a	600a	120a	110a



TORONTO TRANSIT COMMISSION

SERVICE SUMMARY

November 21 to December 18, 2010

Route	RT dist (km) and date of last change	Monday-Friday morning peak period					Monday-Friday midday					Monday-Friday afternoon peak period					Monday-Friday early evening					Monday-Friday late evening					First dep NB or WB	First dep SB or EB	Last dep NB or WB	Last dep SB or EB						
		Veh type	No. of Veh	Service interval	Run time (min)	Term time (min)	Avg spd (km/h)	Veh type	No. of Veh	Service interval	Run time (min)	Term time (min)	Avg spd (km/h)	Veh type	No. of Veh	Service interval	Run time (min)	Term time (min)	Avg spd (km/h)	Veh type	No. of Veh	Service interval	Run time (min)	Term time (min)	Avg spd (km/h)	Veh type					No. of Veh	Service interval	Run time (min)	Term time (min)	Avg spd (km/h)	
<b>82 ROSEDALE</b> ♿	Wil																																			
<b>Monday to Friday</b>	15-Oct-07	Monday-Friday morning peak period					Monday-Friday midday					Monday-Friday afternoon peak period					Monday-Friday early evening					Monday-Friday late evening														
82 Rosedale Stn – Summerhill	5.42	LF	1	20'00"	20	0	16.3	LF	1	20'00"	20	0	16.3	LF	1	20'00"	20	0	16.3	LF	1	20'00"	20	0	16.3	LF	0.7	30'00"	21	0	15.5	625a	615a	1212a	1220a	
		Alternates trips with 75 SHERBOURNE																																		
<b>Saturday</b>	20-Oct-07	Saturday early morning					Saturday morning					Saturday afternoon					Saturday early evening					Saturday late evening														
82 Rosedale Stn – Summerhill	5.42	LF	1	20'00"	20	0	16.3	LF	1	20'00"	20	0	16.3	LF	1	20'00"	20	0	16.3	LF	0.7	30'00"	16	5	20.3	LF	0.7	30'00"	21	0	15.5	710a	720a	1212a	1220a	
		Alternates trips with 75 SHERBOURNE																																		
<b>Sunday</b>	14-Oct-07	Sunday morning					Sunday afternoon					Sunday early evening					Sunday late evening																			
82 Rosedale Stn – Summerhill	5.42						LF	0.7	30'00"	16	5	20.3	LF	0.7	30'00"	16	5	20.3	LF	0.7	30'00"	16	5	20.3	LF	0.7	30'00"	21	0	15.5	912a	920a	1212a	1220a		
		Alternates trips with 75 SHERBOURNE																																		
<b>73 ROYAL YORK</b> ♿	Qsy																																			
<b>Monday to Friday</b>	07-Sep-10	Monday-Friday morning peak period					Monday-Friday midday					Monday-Friday afternoon peak period					Monday-Friday early evening					Monday-Friday late evening														
73A Royal York Stn – Dixon Rd	12.65	LF	2.5	16'00"	33	7	23.0						LF	2	20'00"	32	8	23.7															546a	609a	810a	833a
73B Royal York Stn – Eglinton & La Rose Ave	9.33	LF	1	30'00"	26	4	21.5	LF	1	30'00"	26	4	21.5	LF	1	30'00"	27	3	20.7	LF	1	30'00"	26	4	21.5	LF	1	30'00"	24	6	23.3	644a	658a	114a	1257a	
73C Royal York Stn – Claireport via Albion Rd	34.46	LF	5.5	16'00"	88	0	23.5	LF	6	15'00"	84	6	24.6	LF	5	20'00"	98	2	21.1	LF	5	17'00"	85	0	24.3	LF	3	30'00"	80	10	25.8	510a	450a	100a	1243a	
Combined/Average			9	6'19"					7	10'00"					8	7'30"					6	10'52"					4	15'00"								
<b>Saturday</b>	29-Nov-08	Saturday early morning					Saturday morning					Saturday afternoon					Saturday early evening					Saturday late evening														
73B Royal York Stn – Eglinton & La Rose Ave	9.33	LF	1	30'00"	24	6	23.3	LF	1	30'00"	24	6	23.3	LF	1	30'00"	24	6	23.3	LF	1	30'00"	24	6	23.3	LF	1	30'00"	24	6	23.3	644a	657a	114a	1257a	
73C Royal York Stn – Claireport via Albion Rd	34.46	LF	5	15'00"	75	0	27.6	LF	7	13'00"	84	7	24.6	LF	7	13'00"	84	7	24.6	LF	4	20'00"	80	0	25.8	LF	3	30'00"	80	10	25.8	515a	534a	100a	1243a	
Combined/Average			6	10'00"					8	9'04"					8	9'04"					5	12'00"					4	15'00"								
<b>Sunday</b>	23-Nov-08	Sunday morning					Sunday afternoon					Sunday early evening					Sunday late evening																			
73B Royal York Stn – Eglinton & La Rose Ave	9.33						LF	1	30'00"	24	6	23.3	LF	1	30'00"	24	6	23.3	LF	1	30'00"	24	6	23.3	LF	1	30'00"	24	6	23.3	844a	857a	114a	1257a		
73C Royal York Stn – Claireport via Albion Rd	34.46						LF	5	18'00"	84	6	24.6	LF	5	18'00"	84	6	24.6	LF	3	30'00"	80	10	25.8	LF	3	30'00"	80	10	25.8	800a	747a	100a	1243a		
Combined/Average								6	11'15"					6	11'15"						4	15'00"					4	15'00"								
<b>76 ROYAL YORK SOUTH</b> ♿	Qsy																																			
<b>Monday to Friday</b>	07-Sep-10	Monday-Friday morning peak period					Monday-Friday midday					Monday-Friday afternoon peak period					Monday-Friday early evening					Monday-Friday late evening														
76 Royal York Stn – Lake Shore	10.84	LF	8	4'30"	34	2	19.1	LF	4	9'00"	34	2	19.1	LF	7	5'30"	36	3	18.1	LF	2	15'00"	29	1	22.4	LF	2	15'00"	28	2	23.2	510a	524a	117a	137a	
76B Royal York Stn – Queensway and Grand Ave	6.44	LF	1	30'00"	26	4	14.9	LF	1	30'00"	26	4	14.9	LF	1	30'00"	26	4	14.9	LF	1	30'00"	26	4	14.9	LF	1	30'00"	26	4	14.9	654a	707a	1254a	107a	
Combined/Average			9	3'55"					5	6'55"					8	4'39"					3	10'00"					3	10'00"								
<b>Saturday</b>	29-Nov-08	Saturday early morning					Saturday morning					Saturday afternoon					Saturday early evening					Saturday late evening														
76 Royal York Stn – Lake Shore	10.84	LF	2	15'00"	30	0	21.7	LF	3	12'00"	33	3	19.7	LF	3	12'00"	33	3	19.7	LF	2	15'00"	29	1	22.4	LF	2	15'00"	28	2	23.2	602a	600a	101a	115a	
76B Royal York Stn – Queensway and Grand Ave	6.44	LF	1	30'00"	26	4	14.9	LF	1	24'00"	24	0	16.1	LF	1	24'00"	24	0	16.1	LF	1	30'00"	24	6	16.1	LF	1	30'00"	24	6	16.1	655a	647a	1255a	107a	
Combined/Average			3	10'00"					4	8'00"					4	8'00"					3	10'00"					3	10'00"								
<b>Sunday</b>	23-Nov-08	Sunday morning					Sunday afternoon					Sunday early evening					Sunday late evening																			
76 Royal York Stn – Lake Shore	10.84						LF	2	15'00"	30	0	21.7	LF	2	15'00"	30	0	21.7	LF	2	15'00"	29	1	22.4	LF	2	15'00"	28	2	23.2	817a	830a	101a	115a		
76B Royal York Stn – Queensway and Grand Ave	6.44						LF	1	30'00"	26	4	14.9	LF	1	30'00"	26	4	14.9	LF	1	30'00"	26	4	14.9	LF	1	30'00"	26	4	14.9	856a	852a	1255a	107a		
Combined/Average								3	10'00"					3	10'00"						3	10'00"					3	10'00"								



**TORONTO TRANSIT COMMISSION**

**SERVICE SUMMARY**

November 21 to December 18, 2010

Route	RT dist (km) and date of last change	No. of Veh	Service interval	Run time (min)	Term time (min)	Avg spd (km/h)	No. of Veh	Service interval	Run time (min)	Term time (min)	Avg spd (km/h)	No. of Veh	Service interval	Run time (min)	Term time (min)	Avg spd (km/h)	No. of Veh	Service interval	Run time (min)	Term time (min)	Avg spd (km/h)	No. of Veh	Service interval	Run time (min)	Term time (min)	Avg spd (km/h)	First dep NB or WB	First dep SB or EB	Last dep NB or WB	Last dep SB or EB					
<b>71 RUNNYMEDE</b>	MtD	Buses removed from Runnymede Station due to TTC Construction.																																	
<b>Monday to Friday</b>	07-Sep-10	Monday-Friday morning peak period							Monday-Friday midday					Monday-Friday afternoon peak period					Monday-Friday early evening					Monday-Friday late evening											
71 Bloor & Runnymede – St Clair	6.63	HF	1.5	20 ' 00 "	23	7	17.3	HF	0.7	30 ' 00 "	21	0	18.9	HF	1.4	22 ' 00 "	23	8	17.3	HF	1	22 ' 00 "	19	3	20.9	HF	1.1	20 ' 00 "	17	5	23.4	533a	545a	1256a	115a
71B Bloor & Runnymede – Industry St	12.87	HF	2.5	20 ' 00 "	46	4	16.8	HF	1.7	30 ' 00 "	42	9	18.4	HF	2.4	22 ' 00 "	48	5	16.1													523a	541a	712p	633p
71B High Park Stn – Industry St	14.9													HF	2	25 ' 00 "	50	0	17.8	HF	2	24 ' 00 "	48	0	18.6						724p	658p	107a	1242a	
Combined/Average			4.0	10 ' 00 "				2.4	15 ' 00 "					3.8	11 ' 00 "					3	11 ' 42 "									3.1	10 ' 55 "				
			Alternates trips with 77 SWANSEA							Alternates trips with 77 SWANSEA					Alternates trips with 77 SWANSEA					St Clair branch alternates trips with 77 SWANSEA					St Clair branch alternates trips with 77 SWANSEA										
<b>Saturday</b>	11-Sep-10	Saturday early morning							Saturday morning					Saturday afternoon					Saturday early evening					Saturday late evening											
71 Bloor & Runnymede – St Clair	6.63	LF	1	24 ' 00 "	17	7	23.4	LF	1.2	26 ' 00 "	30	1	13.3	LF	1.2	26 ' 00 "	30	1	13.3	LF	1	24 ' 00 "	19	5	20.9	LF	1	20 ' 00 "	17	3	23.4	553a	607a	100a	115a
71B High Park Stn – Industry St	14.9	LF	2	24 ' 00 "	48	0	18.6	LF	3	20 ' 00 "	56	4	15.9	LF	3	20 ' 00 "	56	4	15.9	LF	2	24 ' 00 "	48	0	18.6	LF	2	24 ' 00 "	46	2	19.4	602a	604a	112a	1248a
Combined/Average			3	12 ' 00 "				4.2	11 ' 18 "					4.2	11 ' 18 "					3	12 ' 00 "									3	10 ' 55 "				
			St Clair branch alternates trips with 77 SWANSEA all day long.																																
<b>Sunday</b>	05-Sep-10	Sunday morning							Sunday afternoon					Sunday early evening					Sunday late evening																
71 Bloor & Runnymede – St Clair	6.63							LF	1	24 ' 00 "	20	4	19.9	LF	1	24 ' 00 "	22	2	18.1	LF	1	20 ' 00 "	19	1	20.9	LF	1	20 ' 00 "	17	3	23.4	819a	830a	100a	115a
71B High Park Stn – Industry St	14.9							LF	2	24 ' 00 "	48	0	18.6	LF	2	26 ' 00 "	52	0	17.2	LF	2	24 ' 00 "	48	0	18.6	LF	2	24 ' 00 "	46	2	19.4	831a	807a	112a	1248a
Combined/Average								3	12 ' 00 "					3	12 ' 29 "					3	10 ' 55 "									3	10 ' 55 "				
			St Clair branch alternates trips with 77 SWANSEA all day long.																																
<b>78 ST ANDREWS &amp;</b>	Wil																																		
<b>Monday to Friday</b>	07-Sep-10	Monday-Friday morning peak period							Monday-Friday midday					Monday-Friday afternoon peak period					Monday-Friday early evening					Monday-Friday late evening											
78 York Mills Stn – Bayview	9.64	LF	3	10 ' 00 "	30	0	19.3	LF	1	30 ' 00 "	30	0	19.3	LF	2	15 ' 00 "	30	0	19.3	LF	1	30 ' 00 "	30	0	19.3	LF	1	30 ' 00 "	30	0	19.3	615a	630a	100a	1245a
<b>Saturday</b>	11-Sep-10	Saturday early morning							Saturday morning					Saturday afternoon					Saturday early evening					Saturday late evening											
78 York Mills Stn – Bayview	9.64	LF	1	30 ' 00 "	30	0	19.3	LF	1	30 ' 00 "	30	0	19.3	LF	1	30 ' 00 "	30	0	19.3	LF	1	30 ' 00 "	30	0	19.3	LF	1	30 ' 00 "	30	0	19.3	615a	630a	100a	1245a
<b>Sunday</b>	05-Sep-10	Sunday morning							Sunday afternoon					Sunday early evening					Sunday late evening																
78 York Mills Stn – Bayview	9.64							LF	1	30 ' 00 "	30	0	19.3	LF	1	30 ' 00 "	30	0	19.3	LF	1	30 ' 00 "	30	0	19.3	LF	1	30 ' 00 "	30	0	19.3	845a	900a	1245a	100a
<b>512 ST CLAIR</b>	Ron																																		
<b>Monday to Friday</b>	12-Oct-10	Monday-Friday morning peak period							Monday-Friday midday					Monday-Friday afternoon peak period					Monday-Friday early evening					Monday-Friday late evening											
512 Keele – St Clair Stn	13.99	CLRV	22	2 ' 55 "	56	9	15.1	CLRV	11	6 ' 00 "	56	10	15.0	CLRV	19	3 ' 30 "	58	9	14.5	CLRV	10	6 ' 00 "	56	4	15.0	CLRV	6	9 ' 00 "	52	2	16.1	510a	500a	200a	150a
<b>Saturday</b>	26-Jun-10	Saturday early morning							Saturday morning					Saturday afternoon					Saturday early evening					Saturday late evening											
512 Keele – St Clair Stn	13.99	CLRV	6	8 ' 40 "	50	2	16.8	CLRV	10	6 ' 00 "	56	4	15.0	CLRV	13	5 ' 00 "	58	7	14.5	CLRV	8	7 ' 00 "	54	2	15.5	CLRV	6	9 ' 00 "	52	2	16.1	511a	500a	201a	150a
<b>Sunday</b>	20-Jun-10	Sunday early morning							Sunday morning					Sunday afternoon					Sunday early evening					Sunday late evening											
512 Keele – St Clair Stn	13.99	CLRV	5	10 ' 00 "	48	2	17.5	CLRV	8	7 ' 30 "	56	4	15.0	CLRV	9	7 ' 00 "	58	5	14.5	CLRV	7	8 ' 00 "	54	2	15.5	CLRV	6	9 ' 00 "	52	2	16.1	520a	457a	201a	151a
<b>312 ST CLAIR &amp;</b>	Arw																																		
<b>Overnight, 7 days a week</b>	20-Jun-10	Monday-Friday overnight							Saturday overnight					Sunday overnight																					
312 Jane Stn – St Clair Stn	21.71	LF	2	30 ' 00 "	60	0	21.7	LF	2	30 ' 00 "	60	0	21.7	LF	2	30 ' 00 "	60	0	21.7																



**TORONTO TRANSIT COMMISSION**

**SERVICE SUMMARY**

November 21 to December 18, 2010

Route	RT dist (km) and date of last change	Veh type	No. of Veh	Service interval	Run time (min)	Term time (min)	Avg spd (km/h)	Veh type	No. of Veh	Service interval	Run time (min)	Term time (min)	Avg spd (km/h)	Veh type	No. of Veh	Service interval	Run time (min)	Term time (min)	Avg spd (km/h)	Veh type	No. of Veh	Service interval	Run time (min)	Term time (min)	Avg spd (km/h)	Veh type	No. of Veh	Service interval	Run time (min)	Term time (min)	Avg spd (km/h)	First dep NB or WB	First dep SB or EB	Last dep NB or WB	Last dep SB or EB			
<b>86 SCARBOROUGH &amp;</b>	Egl																																					
<b>Monday to Friday</b>	12-Oct-10		Monday-Friday morning peak period					Monday-Friday midday					Monday-Friday afternoon peak period					Monday-Friday early evening					Monday-Friday late evening															
86 Kennedy Stn – Sheppard	27.99													LF	10	7' 30"	72	3	23.3	LF	5	14' 00"	66	4	25.4							454a	454a	201a	123a			
86A Kennedy Stn – Toronto Zoo	31.25	LF	5	15' 00"	75	0	25.0	LF	9	9' 00"	78	3	24.0	LF	6	13' 20"	79	1	23.7													617a	555a	533p	453p			
86B Kennedy Stn – Highland Creek	21.84	LF	4	15' 00"	56	4	23.4																							625a	607a	910a	837a					
86D Kennedy Stn – Beechgrove via Lawrence	22.51	LF	4	15' 00"	60	0	22.5	LF	2	30' 00"	57	3	23.7	LF	5	13' 20"	63	4	21.4	LF	2	30' 00"	57	3	23.7	LF	2	30' 00"	57	3	23.7			525a	603a	1244a	115a	
86E Kennedy Stn – Sheppard Express	27.99	LF	12	5' 00"	60	0	28.0						LF	7	9' 30"	65	2	25.8													614a	600a	918a	845a				
Combined/Average			25	2' 30"				11	6' 55"				18	3' 55"					12	6' 00"						7	9' 33"			357p	324p	645p	623p					
<b>Saturday</b>	11-Sep-10		Saturday early morning					Saturday morning					Saturday afternoon					Saturday early evening					Saturday late evening															
86 Kennedy Stn – Sheppard	27.99	LF	8	10' 00"	74	6	22.7	LF	11	6' 30"	72	0	23.5	LF	11	6' 30"	72	0	23.5	LF	8	10' 00"	72	8	23.3	LF	4	17' 00"	65	3	25.8			510a	440a	138a	106a	
86D Kennedy Stn – Beechgrove via Lawrence	22.51	LF	2	30' 00"	57	3	23.7	LF	2	30' 00"	57	3	23.7	LF	2	30' 00"	57	3	23.7	LF	2	30' 00"	57	3	23.7	LF	2	30' 00"	57	3	23.7			623a	555a	123a	1255a	
Combined/Average			10	7' 30"				13	5' 21"				13	5' 21"					10	7' 30"						6	10' 51"											
<b>Sunday</b>	05-Sep-10		Sunday early morning					Sunday morning					Sunday afternoon					Sunday early evening					Sunday late evening															
86 Kennedy Stn – Sheppard	27.99	LF	8	9' 00"	70	2	24.0	LF	8	9' 00"	70	2	24.0	LF	6	11' 00"	65	1	25.8	LF	4	17' 00"	65	3	25.8							550a	622a	138a	106a			
86D Kennedy Stn – Beechgrove via Lawrence	22.51	LF	2	30' 00"	57	3	23.7	LF	2	30' 00"	57	3	23.7	LF	2	30' 00"	57	3	23.7	LF	2	30' 00"	57	3	23.7	LF	2	30' 00"	57	3	23.7			638a	610a	108a	110a	
Combined/Average			10	6' 55"				10	6' 55"				10	6' 55"					8	8' 03"						6	10' 51"											
Overnight service on Eglinton Avenue and Kingston Road provided by 305 EGLINTON EAST																																						
<b>190 SCARBOROUGH CENTRE ROCKET &amp;</b>	Mal																																					
<b>Monday to Friday</b>	07-Sep-10		Monday-Friday morning peak period					Monday-Friday midday					Monday-Friday afternoon peak period					Monday-Friday early evening					Monday-Friday late evening															
190 Don Mills Stn – Scarborough Centre Stn	17.36	LF	9	5' 30"	50	0	21.0	LF	5	9' 00"	44	1	23.7	LF	11	5' 30"	58	3	18.0	LF	5	9' 00"	44	1	23.7	LF	3	15' 00"	40	5	26.0			626a	634a	107a	100a	
<b>Saturday</b>	11-Sep-10		Saturday early morning					Saturday morning					Saturday afternoon					Saturday early evening					Saturday late evening															
190 Don Mills Stn – Scarborough Centre Stn	17.36	LF	4	12' 00"	45	3	23.1	LF	4	12' 00"	45	3	23.1	LF	6	8' 00"	45	3	23.1	LF	5	9' 00"	45	0	23.1	LF	2	20' 00"	40	0	26.0			701a	700a	100a	100a	
<b>Sunday</b>	05-Sep-10		Sunday morning					Sunday afternoon					Sunday early evening					Sunday late evening																				
190 Don Mills Stn – Scarborough Centre Stn	17.36							LF	3	15' 00"	45	0	23.1	LF	4	12' 00"	45	3	23.1	LF	3	15' 00"	40	5	26.0	LF	2	20' 00"	40	0	26.0			907a	900a	100a	100a	
<b>3 SCARBOROUGH RT &amp;</b>	DanSub																																					
<b>Monday to Friday</b>	07-Sep-10		Monday-Friday morning peak period					Monday-Friday midday					Monday-Friday afternoon peak period					Monday-Friday early evening					Monday-Friday late evening															
3 Kennedy Stn – McCowan Stn	12.81	4carS	6	3' 30"	21	0	36.6	4carS	4	5' 30"	22	0	34.9	4carS	6	3' 40"	22	0	34.9	4carS	4	5' 30"	22	0	34.9	4carS	4	5' 30"	22	0	34.9			545a	601a	120a	135a	
<b>Saturday</b>	11-Sep-10		Saturday early morning					Saturday morning					Saturday afternoon					Saturday early evening					Saturday late evening															
3 Kennedy Stn – McCowan Stn	12.81	4carS	4	5' 30"	22	0	34.9	4carS	4	5' 30"	22	0	34.9	4carS	4	5' 30"	22	0	34.9	4carS	4	5' 30"	22	0	34.9	4carS	4	5' 30"	22	0	34.9			550a	605a	120a	135a	
<b>Sunday</b>	05-Sep-10		Sunday morning					Sunday afternoon					Sunday early evening					Sunday late evening																				
3 Kennedy Stn – McCowan Stn	12.81							4carS	4	5' 30"	22	0	34.9	4carS	4	5' 30"	22	0	34.9	4carS	4	5' 30"	22	0	34.9	4carS	4	5' 30"	22	0	34.9			855a	907a	120a	135a	
McCowan to Kennedy is WB; Kennedy to McCowan is EB																																						



**SERVICE SUMMARY**

November 21 to December 18, 2010

Route	RT dist (km) and date of last change	No. of Veh	Service interval	Run time (min)	Term time (min)	Avg spd (km/h)	No. of Veh	Service interval	Run time (min)	Term time (min)	Avg spd (km/h)	No. of Veh	Service interval	Run time (min)	Term time (min)	Avg spd (km/h)	No. of Veh	Service interval	Run time (min)	Term time (min)	Avg spd (km/h)	No. of Veh	Service interval	Run time (min)	Term time (min)	Avg spd (km/h)	First dep NB or WB	First dep SB or EB	Last dep NB or WB	Last dep SB or EB					
<b>79 SCARLETT RD &amp;</b>	MtD	Buses removed from Runnymede Station due to TTC Construction.																																	
<b>Monday to Friday</b>	07-Sep-10	Monday-Friday morning peak period							Monday-Friday midday					Monday-Friday afternoon peak period					Monday-Friday early evening					Monday-Friday late evening											
79 High Park Stn – Lawrence & Jane	20.8	LF	7.5	9 ' 00 "	67	1	18.6	LF	5	15 ' 00 "	70	5	17.8	LF	6.5	12 ' 00 "	73	5	17.1	LF	5	13 ' 00 "	64	1	19.5	LF	2	30 ' 00 "	60	0	20.8	525a	505a	1258a	100a
79B High Park Stn – Lawrence & Jane via St Clair	20.8	LF	7.5	9 ' 00 "	67	1	18.6					LF	6.5	12 ' 00 "	73	5	17.1											540a	520a	847a	853a				
Combined/Average			15	4 ' 30 "					5	15 ' 00 "					13	6 ' 00 "												2	30 ' 00 "						
<b>Saturday</b>	11-Sep-10	Saturday early morning							Saturday morning					Saturday afternoon					Saturday early evening					Saturday late evening											
79 High Park Stn – Lawrence & Jane	20.8	LF	2	30 ' 00 "	60	0	20.8	LF	4	16 ' 00 "	64	0	19.5	LF	4	16 ' 00 "	64	0	19.5	LF	2	30 ' 00 "	60	0	20.8	LF	2	30 ' 00 "	60	0	20.8	535a	605a	1258a	100a
<b>Sunday</b>	05-Sep-10	Sunday morning							Sunday afternoon					Sunday early evening					Sunday late evening																
79 High Park Stn – Lawrence & Jane	20.8							LF	2	30 ' 00 "	60	0	20.8	LF	3	21 ' 00 "	63	0	19.8	LF	2	30 ' 00 "	60	0	20.8	LF	2	30 ' 00 "	60	0	20.8	800a	830a	1258a	100a
<b>777 SERVICE RELIEF BUSES</b>	Wil																																		
<b>Monday to Friday</b>	03-Aug-10													Monday-Friday afternoon peak period																					
Service relief buses – Wilson														HF	3	<b>Downsview Stn</b>																			
<b>779 SERVICE RELIEF BUSES</b>	Mal																																		
<b>Monday to Friday</b>	22-Nov-10	Monday-Friday morning peak period																		Monday-Friday afternoon peak period															
Service relief buses – Malvern		Lift	1	<b>Scarborough Centre</b>															Lift	1	<b>Scarborough Centre</b>														
<b>Saturday</b>	27-Nov-10																			Saturday afternoon															
Service relief buses – Malvern																				Lift	5	<b>Scarborough Centre</b>													
<b>Sunday</b>	21-Nov-10																			Sunday afternoon															
Service relief buses – Malvern																				Lift	5	<b>Scarborough Centre</b>													
<b>780 SERVICE RELIEF BUSES</b>	Egl																																		
<b>Monday to Friday</b>	08-Sep-09																								Monday-Friday afternoon peak period										
Service relief buses – Eglinton																									LF	1	<b>Don Mills Station</b>								
Service relief buses – Eglinton																									LF	1	<b>Eglinton Station</b>								
Service relief buses – Eglinton																									LF	1	<b>Kennedy Station</b>								
<b>Saturday</b>	27-Nov-10																			Saturday afternoon															
Service relief buses – Eglinton																				LF	1	<b>Kennedy Station</b>													
<b>Sunday</b>	21-Nov-10																			Sunday afternoon															
Service relief buses – Eglinton																				LF	1	<b>Kennedy Station</b>													



**TORONTO TRANSIT COMMISSION**

**SERVICE SUMMARY**

November 21 to December 18, 2010

Route	RT dist (km) and date of last change	Monday-Friday morning peak period					Monday-Friday midday					Monday-Friday afternoon peak period					Monday-Friday early evening					Monday-Friday late evening					First dep NB or WB	First dep SB or EB	Last dep NB or WB	Last dep SB or EB											
		Veh type	No. of Veh	Service interval	Run time (min)	Term time (min)	Avg spd (km/h)	Veh type	No. of Veh	Service interval	Run time (min)	Term time (min)	Avg spd (km/h)	Veh type	No. of Veh	Service interval	Run time (min)	Term time (min)	Avg spd (km/h)	Veh type	No. of Veh	Service interval	Run time (min)	Term time (min)	Avg spd (km/h)	Veh type					No. of Veh	Service interval	Run time (min)	Term time (min)	Avg spd (km/h)						
<b>85 SHEPPARD EAST &amp; Monday to Friday</b>	Mal 12-Oct-10	<i>Italicised branch names are for internal use only.</i>																																							
85 Sheppard-Yonge Stn – Meadowvale 85 To Sheppard-Yonge Stn 85 To Meadowvale	41.86																															LF	4	30 ' 00 "	105	15	23.9	1022p	1042p	123a	213a
85A Don Mills Stn – Rouge Hill GO Stn 85A To Don Mills Stn 85A To Rouge Hill GO Stn	40.26	LF	14.5	8 ' 00 "	114	2	21.2	LF	1	22 ' 00 "	105	0	23.1	LF	14	9 ' 00 "	124	2	19.5	LF	9	12 ' 00 "	100	8	24.2	LF	3	30 ' 00 "	90	0	26.8	545a	615a	129a	214a						
85C Don Mills Stn – Meadowvale 85A To Don Mills Stn 85 To Meadowvale	29.82	LF	11.5	8 ' 00 "	87	5	20.6	LF	15	5 ' 30 "	82	0	21.8	LF	11	9 ' 00 "	99	0	18.1	LF	7	12 ' 00 "	82	2	21.8						520a	557a	1037p	1046p							
Combined/Average			26	4 ' 00 "					16	5 ' 30 "					25	4 ' 30 "					16	6 ' 00 "					7	15 ' 00 "													
85J Sheppard-Yonge Stn – Don Mills Stn 85 To Sheppard-Yonge Stn 85A To Don Mills Stn	11.54	LF	3	15 ' 00 "	40	5	17.3	LF	2	20 ' 00 "	35	5	19.8	LF	3	15 ' 00 "	45	0	15.4	LF	2	20 ' 00 "	35	5	19.8						625a	605a	1020p	1022p							
Every 4th 85C operates as a 85A																																									
<b>Saturday</b>	16-Oct-10	Saturday early morning					Saturday morning					Saturday afternoon					Saturday early evening					Saturday late evening																			
85 Sheppard-Yonge Stn – Mead'vale 85 To Sheppard-Yonge Stn 85 To Meadowvale	41.86																					LF	9	15 ' 00 "	120	15	20.9	LF	4	30 ' 00 "	104	16	24.2	726p	800p	123a	215a				
85A Don Mills Stn – Rouge Hill GO Stn 85A To Don Mills Stn 85A To Rouge Hill GO Stn	40.26																					LF	7	15 ' 00 "	96	9	25.2	LF	3	30 ' 00 "	90	0	26.8	725p	759p	130a	215a				
85C Don Mills Stn – Meadowvale 85A To Don Mills Stn 85 To Meadowvale	29.82																																								
85D Don Mills Stn – Rouge Hill GO Stn via Toronto Zoo 85A To Don Mills Stn via Toronto Zoo 85A To Rouge Hill GO Stn via Toronto Zoo	47.15	LF	1	30 ' 00 "	112	8	25.3	LF	1	20 ' 00 "	110	3	25.7	LF	1	20 ' 00 "	108	0	26.3													629a	605a	522p	448p						
85F Don Mills Stn – Toronto Zoo 85A To Don Mills Stn 85B To Toronto Zoo	33.02	LF	12	7 ' 30 "	87	3	22.8	LF	18	5 ' 00 "	87	3	22.8	LF	22	4 ' 00 "	87	1	22.8													657a	638a	529p	444p						
Combined/Average			13	7 ' 30 "					19	5 ' 00 "					23	4 ' 00 "					16	7 ' 30 "					7	15 ' 00 "													
85J Sheppard-Yonge Stn – Don Mills Stn 85 To Sheppard-Yonge Stn 85A To Don Mills Stn	11.54	LF	2	20 ' 00 "	35	5	19.8	LF	2	20 ' 00 "	40	0	17.3	LF	2	20 ' 00 "	40	0	17.3													720a	700a	740P	740P						
Every 4th 85F operates as a 85D					Every 4th 85F operates as a 85D					Every 5th 85F operates as a 85D																															



**SERVICE SUMMARY**

November 21 to December 18, 2010

Route	RT dist (km) and date of last change	Veh type	No. of Veh	Service interval	Run time (min)	Term time (min)	Avg spd (km/h)	Veh type	No. of Veh	Service interval	Run time (min)	Term time (min)	Avg spd (km/h)	Veh type	No. of Veh	Service interval	Run time (min)	Term time (min)	Avg spd (km/h)	Veh type	No. of Veh	Service interval	Run time (min)	Term time (min)	Avg spd (km/h)	Veh type	No. of Veh	Service interval	Run time (min)	Term time (min)	Avg spd (km/h)	First dep NB or WB	First dep SB or EB	Last dep NB or WB	Last dep SB or EB				
<b>Sunday</b>	10-Oct-10	Sunday early morning			Sunday morning				Sunday afternoon				Sunday early evening				Sunday late evening																						
85 Sheppard-Yonge Stn – Meadvale	41.86													LF	4	30 ' 00 "	110	10	22.8																	705p	718p	953p	918p
85 To Sheppard-Yonge Stn																																							
85 To Meadowvale																																							
85A Don Mills Stn – Rouge Hill GO Stn	40.26													LF	3	30 ' 00 "	90	0	26.8																	703p	656p	933p	1018p
85A To Don Mills Stn																																							
85A To Rouge Hill GO Stn																																							
85B Sheppard-Yonge Stn – Toronto Zoo	45.06	LF	5	20 ' 00 "	100	0	27.0																																
85B To Toronto Zoo																																							
85D Don Mills Stn – Rouge Hill GO Stn via Toronto Zoo	47.15							LF	1	26 ' 40 "	102	5	27.7	LF	1	23 ' 45 "	108	2	26.2																	821a	845a	505p	433p
85A To Don Mills Stn via Toronto Zoo																																							
85A To Rouge Hill GO Stn via Toronto Zoo																																							
85F Don Mills Stn – Toronto Zoo	33.02							LF	12	6 ' 40 "	78	2	25.4	LF	18	4 ' 45 "	84	2	23.6																	819a	832a	536p	452p
85A To Don Mills Stn																																							
85B To Toronto Zoo																																							
85G Shep-Yonge Stn – Rouge Hill GO Stn	40.26																											LF	6	20 ' 00 "	120	0	20.1	1013p	948p	133a	213a		
85 To Sheppard-Yonge Stn																																							
85A To Rouge Hill GO Stn																																							
Combined/Average			5	20 ' 00 "					13	6 ' 40 "				19	4 ' 45 "				7	15 ' 00 "						6	20 ' 00 "												
85J Sheppard-Yonge Stn – Don Mills Stn	11.54							LF	2	20 ' 00 "	35	5	19.8	LF	2	20 ' 00 "	35	5	19.8																847a	825a	708p	645p	
85 To Sheppard-Yonge Stn																																							
85A To Don Mills Stn																																							
						Every 4th 85F operates as a 85D				Every 5th 85F operates as a 85D																													
<b>385 SHEPPARD EAST &amp;</b>	Mal	Monday-Friday overnight			Saturday overnight				Sunday overnight																														
<b>Overnight, 7 days a week</b>	23-Nov-08																																						
385 Sheppard-Yonge Stn – Meadowvale	43.61	LF	3	30 ' 00 "	90	0	29.1	LF	3	30 ' 00 "	90	0	29.1	LF	3	30 ' 00 "	90	0	29.1																				
<b>4 SHEPPARD SUBWAY &amp;</b>	W/LSub	Monday-Friday morning peak period			Monday-Friday midday				Monday-Friday afternoon peak period				Monday-Friday early evening				Monday-Friday late evening																						
<b>Monday to Friday</b>	25-Nov-02																																						
4 Sheppard-Yonge Stn – Don Mills Stn	10.94	4carT	4	5 ' 30 "	22	0	29.8	4carT	4	5 ' 30 "	22	0	29.8	4carT	4	5 ' 30 "	22	0	29.8	4carT	4	5 ' 30 "	22	0	29.8	4carT	4	5 ' 30 "	22	0	29.8	531a	542a	225a	214a				
<b>Saturday</b>	30-Nov-02	Saturday early morning			Saturday morning				Saturday afternoon				Saturday early evening				Saturday late evening																						
4 Sheppard-Yonge Stn – Don Mills Stn	10.94	4carT	4	5 ' 30 "	22	0	29.8	4carT	4	5 ' 30 "	22	0	29.8	4carT	4	5 ' 30 "	22	0	29.8	4carT	4	5 ' 30 "	22	0	29.8	4carT	4	5 ' 30 "	22	0	29.8	547a	558a	225a	214a				
<b>Sunday</b>	24-Nov-02	Sunday morning			Sunday afternoon				Sunday early evening				Sunday late evening																										
4 Sheppard-Yonge Stn – Don Mills Stn	10.94							4carT	4	5 ' 30 "	22	0	29.8	4carT	4	5 ' 30 "	22	0	29.8	4carT	4	5 ' 30 "	22	0	29.8	4carT	4	5 ' 30 "	22	0	29.8	849a	900a	225a	214a				
<b>84 SHEPPARD WEST &amp;</b>	Arw	Monday-Friday morning peak period			Monday-Friday midday				Monday-Friday afternoon peak period				Monday-Friday early evening				Monday-Friday late evening																						
<b>Monday to Friday</b>	07-Sep-10																																						
84 Sheppard-Yonge Stn – Weston Rd	24.91	LF	7	11 ' 00 "	74	3	20.2	LF	9	8 ' 30 "	74	2	20.2	LF	6	12 ' 30 "	74	1	20.2	LF	5	15 ' 00 "	70	5	21.4	LF	4	15 ' 00 "	60	0	24.9	515a	528a	145a	145a				
84A Sheppard-Yonge Stn – Steeles via Arrow Rd	33.67	LF	4.5	22 ' 00 "	93	6	21.7						LF	4	25 ' 00 "	93	7	21.7																550a	622a	825a	836a		
84D Sheppard-Yonge Stn – Steeles via Oakdale	33.67	LF	4.5	22 ' 00 "	96	3	21.0						LF	4	25 ' 00 "	97	3	20.8																235p	303p	530p	623p		
Combined/Average			16	5 ' 30 "					9	8 ' 30 "				14	6 ' 15 "				5	15 ' 00 "						4	15 ' 00 "							601a	628a	836a	901a		
251p	248p	543p	608p																																				
<b>Saturday</b>	11-Sep-10	Saturday early morning			Saturday morning				Saturday afternoon				Saturday early evening				Saturday late evening																						
84 Sheppard-Yonge Stn – Weston Rd	24.91	LF	5	13 ' 00 "	58	7	25.8	LF	5	13 ' 00 "	61	4	24.5	LF	8	9 ' 00 "	70	2	21.4	LF	4	16 ' 00 "	61	3	24.5	LF	3	22 ' 00 "	61	5	24.5	520a	545a	145a	145a				
<b>Sunday</b>	06-Sep-06	Sunday early morning			Sunday morning				Sunday afternoon				Sunday early evening				Sunday late evening																						
84 Sheppard-Yonge Stn – Weston Rd	24.91	LF	4	16 ' 00 "	58	6	25.8	LF	5	13 ' 00 "	61	4	24.5	LF	5	13 ' 00 "	61	4	24.5	LF	3	22 ' 00 "	60	6	24.9	LF	3	22 ' 00 "	60	6	24.9	750a	800a	145a	150a				





**TORONTO TRANSIT COMMISSION**

**SERVICE SUMMARY**

November 21 to December 18, 2010

Route	RT dist (km) and date of last change	Monday-Friday morning peak period					Monday-Friday midday					Monday-Friday afternoon peak period					Monday-Friday early evening					Monday-Friday late evening					First dep NB or WB	First dep SB or EB	Last dep NB or WB	Last dep SB or EB									
		Veh type	No. of Veh	Service interval	Run time (min)	Term time (min)	Avg spd (km/h)	Veh type	No. of Veh	Service interval	Run time (min)	Term time (min)	Avg spd (km/h)	Veh type	No. of Veh	Service interval	Run time (min)	Term time (min)	Avg spd (km/h)	Veh type	No. of Veh	Service interval	Run time (min)	Term time (min)	Avg spd (km/h)	Veh type					No. of Veh	Service interval	Run time (min)	Term time (min)	Avg spd (km/h)				
<b>75 SHERBOURNE &amp;</b>	Wil	<i>75A branch name is for internal use only</i>																																					
<b>Monday to Friday</b>	08-Sep-09	Monday-Friday morning peak period					Monday-Friday midday					Monday-Friday afternoon peak period					Monday-Friday early evening					Monday-Friday late evening																	
75 South Drive – Queens Quay	8.59	LF	4	11 ' 00 "	44	0	11.7	LF	3	15 ' 00 "	45	0	11.5	LF	5	10 ' 00 "	48	2	10.7	LF	2	20 ' 00 "	40	0	12.9								530a	515a	930p	1002p			
75A South Drive & Summerhill – Queens Quay	10.51																			LF	1.3	30 ' 00 "	39	0	16.2								950p	1028p	1250a	1228a			
75A alternates trips with 82 ROSEDALE																																							
<b>Saturday</b>	29-Nov-08	Saturday early morning					Saturday morning					Saturday afternoon					Saturday early evening					Saturday late evening																	
75 South Drive – Queens Quay	8.59	LF	2	15 ' 00 "	30	0	17.2	LF	2	20 ' 00 "	40	0	12.9	LF	2	20 ' 00 "	40	0	12.9															535a	520a	650p	710p		
75A South Drive & Summerhill – Queens Quay	10.51																			LF	1.3	30 ' 00 "	36	3	17.5	LF	1.3	30 ' 00 "	39	0	16.2					650p	728p	1250a	1220a
75A alternates trips with 82 ROSEDALE																																							
<b>Sunday</b>	23-Nov-08	Sunday morning					Sunday afternoon					Sunday early evening					Sunday late evening																						
75A South Drive & Summerhill – Queens Quay	10.51							LF	1.3	30 ' 00 "	36	3	17.5	LF	1.3	30 ' 00 "	36	3	17.5	LF	1.3	30 ' 00 "	36	3	17.5	LF	1.3	30 ' 00 "	39	0	16.2					850a	832a	1250a	1228a
75A alternates trips with 82 ROSEDALE																																							
<b>123 SHORNLIFFE &amp;</b>	Qsy	<i>Monday-Friday morning peak period</i>																																					
<b>Monday to Friday</b>	12-Oct-10	Monday-Friday morning peak period					Monday-Friday midday					Monday-Friday afternoon peak period					Monday-Friday early evening					Monday-Friday late evening																	
123 Kipling Stn – Long Branch via East Mall	18.49	LF	3.5	15 ' 00 "	49	4	22.6	LF	3	18 ' 00 "	48	6	23.1	LF	3	18 ' 00 "	54	0	20.5	LF	2	25 ' 00 "	46	4	24.1	LF	1.5	30 ' 00 "	41	4	27.1					552a	608a	114a	135a
123A Kipling Stn – Sherway via North Queen	11.41	LF	2.5	15 ' 00 "	27	11	25.4						LF	2	18 ' 00 "	32	4	21.4																	552a	557a	906a	845a	
123C Kipling Stn – Long Branch via North Queen	18.61							LF	3	18 ' 00 "	48	6	23.3							LF	2	25 ' 00 "	46	4	24.3	LF	1.5	30 ' 00 "	41	4	27.2					905a	857a	248p	221p
Combined/Average			6	7 ' 30 "				6	9 ' 00 "				5	9 ' 00 "					4	12 ' 30 "					3	15 ' 00 "								614p	557p	1258a	120a		
<b>Saturday</b>	20-Feb-10	Saturday early morning					Saturday morning					Saturday afternoon					Saturday early evening					Saturday late evening																	
123 Kipling Stn – Long Branch via East Mall	18.49	LF	1.5	30 ' 00 "	40	5	27.7	LF		30 ' 00 "	48	5	23.1	LF	2.5	20 ' 00 "	48	2	23.1	LF	1.5	30 ' 00 "	42	3	26.4	LF	1.5	30 ' 00 "	36	9	30.8					540a	600a	104a	110a
123C Kipling Stn – Long Branch via North Queen	18.61	LF	1.5	30 ' 00 "	40	5	27.9	LF		30 ' 00 "	48	5	23.3	LF	2.5	20 ' 00 "	48	2	23.3	LF	1.5	30 ' 00 "	42	3	26.6	LF	1.5	30 ' 00 "	36	9	31.0					625a	621a	1249a	1255a
Combined/Average			3	15 ' 00 "				3.5	15 ' 00 "				5	10 ' 00 "					3	15 ' 00 "					3	15 ' 00 "													
Alternates trips with 111 EAST MALL																																							
<b>Sunday</b>	14-Feb-10	Sunday morning					Sunday afternoon					Sunday early evening					Sunday late evening																						
123 Kipling Stn – Long Branch via East Mall	18.49							LF	2	24 ' 00 "	48	0	23.1	LF	2.5	20 ' 00 "	48	2	23.1	LF	1.5	30 ' 00 "	42	3	26.4	LF	1.5	30 ' 00 "	36	9	30.8					900a	924a	101a	110a
123C Kipling Stn – Long Branch via North Queen	18.61							LF	2	24 ' 00 "	48	0	23.3	LF	2.5	20 ' 00 "	48	2	23.3	LF	1.5	30 ' 00 "	42	3	26.6	LF	1.5	30 ' 00 "	36	9	31.0					848a	912a	1246a	1255a
Combined/Average								4	12 ' 00 "				5	10 ' 00 "					3	15 ' 00 "					3	15 ' 00 "													
<b>115 SILVER HILLS &amp;</b>	Wil	<i>Monday-Friday morning peak period</i>																																					
<b>Monday to Friday</b>	07-Sep-10	Monday-Friday morning peak period					Monday-Friday midday					Monday-Friday afternoon peak period					Monday-Friday early evening					Monday-Friday late evening																	
115 York Mills Stn – Leslie	12.83	LF	2	20 ' 00 "	40	0	19.2	LF	2	20 ' 00 "	40	0	19.2	LF	2	20 ' 00 "	40	0	19.2	LF	1.5	30 ' 00 "	35	3	22.0	LF	1.5	30 ' 00 "	35	3	22.0					639a	620a	117a	100a
Alternates trips with 122 GRAYDON HALL																																							
<b>Saturday</b>	11-Sep-10	Saturday early morning					Saturday morning					Saturday afternoon					Saturday early evening					Saturday late evening																	
115 York Mills Stn – Leslie	12.83	LF	1.5	30 ' 00 "	35	2	22.0	LF	1.5	30 ' 00 "	35	3	22.0	LF	1.5	30 ' 00 "	35	3	22.0	LF	1.5	30 ' 00 "	35	3	22.0	LF	1.5	30 ' 00 "	35	3	22.0					627a	610a	127a	110a
Alternates trips with 122 GRAYDON HALL																																							
<b>Sunday</b>	05-Sep-10	Sunday morning					Sunday afternoon					Sunday early evening					Sunday late evening																						
115 York Mills Stn – Leslie	12.83							LF	1.5	30 ' 00 "	35	3	22.0	LF	1.5	30 ' 00 "	35	3	22.0	LF	1.5	30 ' 00 "	35	3	22.0	LF	1.5	30 ' 00 "	35	3	22.0					857a	840a	127a	110a
Alternates trips with 122 GRAYDON HALL																																							





**SERVICE SUMMARY**

November 21 to December 18, 2010

Route	RT dist (km)	No. of			Run	Term	Avg	No. of			Run	Term	Avg	No. of			Run	Term	Avg	No. of			Run	Term	Avg	First dep	First dep	Last dep	Last dep	
	and date of last change	Veh type	Veh	Service interval	time (min)	time (min)	spd (km/h)	Veh type	Veh	Service interval	(min)	(min)	(km/h)	Veh type	Veh	Service interval	(min)	(min)	(km/h)	Veh type	Veh	Service interval	(min)	(min)	(km/h)	WB	SB or EB	WB	SB or EB	
<b>754 STANDBY BUSES</b>	Arw																													
<b>Monday to Friday</b>	22-Nov-10												<b>Monday-Friday afternoon peak period</b>																	
Standby buses – Arrow Rd													Lift	<b>3</b>																
<b>Saturday</b>	27-Nov-10												<b>Saturday afternoon</b>																	
Standby buses – Arrow Rd													Lift	<b>1</b>																
<b>Sunday</b>	21-Nov-10												<b>Sunday afternoon</b>																	
Standby buses – Arrow Rd													Lift	<b>1</b>																
<b>756 STANDBY BUSES</b>	Bir																													
<b>Monday to Friday</b>	21-Nov-10			<b>Monday-Friday morning peak period</b>																										
Standby buses – Birchmount		LF	<b>1</b>										LF	<b>2</b>																
<b>Saturday</b>	27-Nov-10												<b>Saturday afternoon</b>																	
Standby buses – Birchmount													LF	<b>1</b>																
<b>Sunday</b>	21-Nov-10												<b>Sunday afternoon</b>																	
Standby buses – Birchmount													LF	<b>1</b>																
<b>750 STANDBY BUSES</b>	Egl																													
<b>Monday to Friday</b>	04-Jan-10																													
Standby – Downtown Gap Bus													<b>Monday-Friday midday</b>																	
Standby – Downtown Gap Bus													HF	<b>1</b>																
Standby – Downtown Gap Bus													HF	<b>1</b>																
													HF	<b>1</b>																
														<b>3</b>																
														<b>3</b>																
<b>760 STANDBY BUSES</b>	Egl																													
<b>Monday to Friday</b>	22-Nov-10			<b>Monday-Friday morning peak period</b>																										
Standby buses – Eglinton		LF	<b>1</b>																											
<b>Saturday</b>	27-Nov-10												<b>Saturday afternoon</b>																	
Standby buses – Eglinton													LF	<b>2</b>																
<b>Sunday</b>	21-Nov-10												<b>Sunday afternoon</b>																	
Standby buses – Eglinton													LF	<b>2</b>																
<b>752 STANDBY BUSES</b>	Qsy																													
<b>Saturday</b>	27-Nov-10												<b>Saturday afternoon</b>																	
Standby buses – Queensway													LF	<b>2</b>																
<b>Sunday</b>	21-Nov-10												<b>Sunday afternoon</b>																	
Standby buses – Queensway													LF	<b>2</b>																
<b>751 STANDBY BUSES</b>	Wil																													
<b>Monday to Friday</b>	22-Nov-10			<b>Monday-Friday morning peak period</b>																										
Standby buses – Wilson		HF	<b>2</b>										<b>Monday-Friday afternoon peak period</b>																	
													HF	<b>1</b>																
<b>Saturday</b>	27-Nov-10												<b>Saturday afternoon</b>																	
Standby buses – Wilson													Lift	<b>2</b>																
<b>Sunday</b>	21-Nov-10												<b>Sunday afternoon</b>																	
Standby buses – Wilson													Lift	<b>2</b>																



SERVICE SUMMARY

November 21 to December 18, 2010

Route	RT dist (km) and date of last change	Monday-Friday					Saturday					Sunday					First dep NB or WB	First dep SB or EB	Last dep NB or WB	Last dep SB or EB																	
		Veh type	No. of Veh	Service interval	Run time (min)	Term time (min)	Avg spd (km/h)	Veh type	No. of Veh	Service interval	Run time (min)	Term time (min)	Avg spd (km/h)	Veh type	No. of Veh	Service interval					Run time (min)	Term time (min)	Avg spd (km/h)														
<b>535 STANDBY CARS</b>	Ron/Rus																																				
<b>Monday to Friday</b>	07-Sep-10	Monday-Friday afternoon peak period																																			
Standby cars – Roncesvalles		Monday-Friday early evening																																			
Standby cars – Russell		CLR 2 <b>Russell carhouse</b>																																			
		CLR 2 <b>Roncesvalles carhouse</b>																																			
<b>53 STEELES EAST &amp;</b>	Mal																																				
<b>Monday to Friday</b>	07-Sep-10	Monday-Friday morning peak period					Monday-Friday midday					Monday-Friday afternoon peak period					Monday-Friday early evening					Monday-Friday late evening															
53 Finch Stn – Pharmacy	19.28	Lift	5	12 ' 00 "	60	0	19.3					Lift	7	9 ' 30 "	61	6	19.0									537a	515a	900a	830a								
53A Finch Stn – Staines	37.31							Lift	8	13 ' 00 "	98	6	22.8													308p	304p	627p	555p								
53B Finch Stn – Markham Rd	33.36	Lift	8	12 ' 00 "	96	0	20.9	Lift	7	13 ' 00 "	90	1	22.2	Lift	11	9 ' 30 "	104	1	19.2	Lift	9	10 ' 00 "	90	0	22.2			909a	906a	247p	257p						
53E Finch Stn – Markham Rd Express	33.36	Lift	10	9 ' 00 "	90	0	22.2							Lift	10	9 ' 30 "	95	0	21.1									1008p	1006p	144a	1256a						
53F Finch Stn – Staines Express	37.31	Lift	11	9 ' 00 "	98	1	22.8							Lift	11	9 ' 30 "	105	0	21.4	Lift	9	10 ' 00 "	90	0	24.9			430a	600a	1035p	950p						
Combined/Average			34	2 ' 34 "					15	6 ' 30 "					39	2 ' 23 "					18	5 ' 00 "				618a	705a	824a	826a								
			53 operates SB via Pharmacy																						251p	300p	620p	657p									
			53D trips operate in service SB, no service NB																							525a	616a	901a	858a								
																										312p	307p	955p	950p								
<b>Saturday</b>	11-Sep-10	Saturday early morning					Saturday morning					Saturday afternoon					Saturday early evening					Saturday late evening															
53A Finch Stn – Staines	37.31	Lift	7	12 ' 30 "	86	2	26.0	Lift	6	18 ' 00 "	98	10	22.8	Lift	8.5	12 ' 00 "	98	4	22.8	Lift	8	12 ' 00 "	96	0	23.3	Lift	5	16 ' 00 "	80	0	28.0	559a	605a	136a	1256a		
53B Finch Stn – Markham Rd	33.36							Lift	5	18 ' 00 "	90	0	22.2	Lift	7.5	12 ' 00 "	90	0	22.2										907a	900a	700p	700p					
Combined/Average			7	12 ' 30 "					11	9 ' 00 "					16	6 ' 00 "					8	12 ' 00 "					5	16 ' 00 "									
<b>Sunday</b>	05-Sep-10	Sunday early morning					Sunday morning					Sunday afternoon					Sunday early evening					Sunday late evening															
53A Finch Stn – Staines	37.31	Lift	5	22 ' 00 "	94	16	23.8	Lift	5	22 ' 00 "	94	16	23.8	Lift	7.5	14 ' 00 "	98	7	22.8	Lift	8	12 ' 00 "	96	0	23.3	Lift	5	16 ' 00 "	80	0	28.0	647a	712a	120a	1240a		
53B Finch Stn – Markham Rd	33.36	Lift	4	22 ' 00 "	86	2	23.3	Lift	4	22 ' 00 "	86	2	23.3	Lift	6.5	14 ' 00 "	90	1	22.2									702a	723a	655p	651p						
Combined/Average			9	11 ' 00 "					9	11 ' 00 "					14	7 ' 00 "					8	12 ' 00 "															
<b>353 STEELES EAST &amp;</b>	Mal																																				
<b>Overnight, 7 days a week</b>	04-Sep-05	Monday-Friday overnight					Saturday overnight					Sunday overnight																									
353 Yonge – Middlefield	30.34	Lift	2	30 ' 00 "	48	12	37.9	Lift	2	30 ' 00 "	48	12	37.9	Lift	2	30 ' 00 "	48	12	37.9																		
<b>60 STEELES WEST &amp;</b>	Arw																																				
<b>Monday to Friday</b>	07-Sep-10	Monday-Friday morning peak period					Monday-Friday midday					Monday-Friday afternoon peak period					Monday-Friday early evening					Monday-Friday late evening															
60B Finch Stn – Martin Grove	35.97																				LF	4	24 ' 00 "	94	2	23.0	LF	4	20 ' 00 "	76	4	28.4	602p	450a	132a	609a	
60C Finch Stn – York University	20.15	LF	10	7 ' 30 "	66	9	18.3	LF	12	6 ' 00 "	65	7	18.6	LF	9	8 ' 00 "	70	2	17.3										644a	620a	215a	124a					
60D Finch Stn – Highway 27	39.22	LF	16	7 ' 30 "	120	0	19.6	LF	9	12 ' 00 "	102	6	23.1	LF	16	8 ' 00 "	120	8	19.6										523a	613p	554p	638p					
60E Finch Stn – Kipling Express	29.99	LF	8	12 ' 00 "	96	0	18.7							LF	8	12 ' 00 "	96	0	18.7									600a	636a	824a	836a						
Combined/Average			34	2 ' 51 "					21	4 ' 00 "					33	3 ' 00 "					7	12 ' 00 "					7	10 ' 00 "			324p	300p	636p	600p			
<b>Saturday</b>	29-Nov-08	Saturday early morning					Saturday morning					Saturday afternoon					Saturday early evening					Saturday late evening															
60B Finch Stn – Martin Grove	35.97																				LF	4	20 ' 00 "	80	0	27.0	LF	3.5	24 ' 00 "	76	8	28.4	616p	530a	148a	545a	
60C Finch Stn – York University	20.15							LF	5	11 ' 00 "	54	1	22.4	LF	5	11 ' 00 "	54	1	22.4										828a	855a	752p	100a					
60D Finch Stn – Highway 27	39.22	LF	6	15 ' 00 "	88	2	26.7	LF	9	11 ' 00 "	92	7	25.6	LF	9	11 ' 00 "	92	7	25.6										530a	559a	605p	646p					
Combined/Average			6	15 ' 00 "					14	5 ' 30 "					14	5 ' 30 "					7	10 ' 00 "					6	12 ' 00 "									
<b>Sunday</b>	15-Feb-09	Sunday morning					Sunday afternoon					Sunday early evening					Sunday late evening																				
60B Finch Stn – Martin Grove	35.97	LF	6	15 ' 00 "	84	6	25.7	LF	6	15 ' 00 "	84	6	25.7	LF	3.5	24 ' 00 "	80	4	27.0	LF	3.5	24 ' 00 "	76	8	28.4	LF	3.5	24 ' 00 "	76	8	28.4	740a	827a	105a	132a		
60C Finch Stn – York University	20.15	LF	4	15 ' 00 "	54	6	22.4	LF	4	15 ' 00 "	54	6	22.4	LF	2.5	24 ' 00 "	54	6	22.4										927a	922a	215a	130a					
Combined/Average			10	7 ' 30 "					10	7 ' 30 "					6	12 ' 00 "					6	12 ' 00 "															



TORONTO TRANSIT COMMISSION

SERVICE SUMMARY

November 21 to December 18, 2010

Route	RT dist (km) and date of last change	No. of Veh	Service interval	Run time (min)	Term time (min)	Avg spd (km/h)	Veh type	No. of Veh	Service interval	Run time (min)	Term time (min)	Avg spd (km/h)	Veh type	No. of Veh	Service interval	Run time (min)	Term time (min)	Avg spd (km/h)	Veh type	No. of Veh	Service interval	Run time (min)	Term time (min)	Avg spd (km/h)	Veh type	No. of Veh	Service interval	Run time (min)	Term time (min)	Avg spd (km/h)	First dep NB or WB	First dep SB or EB	Last dep NB or WB	Last dep SB or EB				
<b>124 SUNNYBROOK &amp;</b>	Wtl																																					
<b>Monday to Friday</b>	07-Sep-10	Monday-Friday morning peak period			Monday-Friday midday				Monday-Friday afternoon peak period			Monday-Friday early evening			Monday-Friday late evening																							
124 Lawrence Stn – Sunnybrook Hospital	5.51	LF	4	6 ' 30 "	26	0	12.7	LF	2	11 ' 00 "	22	0	15.0	LF	4	7 ' 30 "	30	0	11.0	LF	1	20 ' 00 "	20	0	16.5	LF	1	20 ' 00 "	20	0	16.5			610a	558a	110a	100a	
<b>Saturday</b>	29-Nov-08	Saturday early morning			Saturday morning				Saturday afternoon			Saturday early evening			Saturday late evening																							
124 Lawrence Stn – Sunnybrook Hospital	5.51	LF	1	20 ' 00 "	20	0	16.5	LF	1	20 ' 00 "	20	0	16.5	LF	1	20 ' 00 "	20	0	16.5	LF	1	20 ' 00 "	20	0	16.5	LF	1	20 ' 00 "	20	0	16.5			550a	540a	110a	100a	
<b>Sunday</b>	23-Nov-08	Sunday morning			Sunday afternoon				Sunday early evening			Sunday late evening																										
124 Lawrence Stn – Sunnybrook Hospital	5.51	LF	1	20 ' 00 "	20	0	16.5	LF	1	20 ' 00 "	20	0	16.5	LF	1	20 ' 00 "	20	0	16.5	LF	1	20 ' 00 "	20	0	16.5	LF	1	20 ' 00 "	20	0	16.5			750a	740a	1250a	100a	
<b>77 SWANSEA</b>	MtD	Buses removed from Runnymede Station due to TTC Construction.																																				
<b>Monday to Friday</b>	07-Sep-10	Monday-Friday morning peak period			Monday-Friday midday				Monday-Friday afternoon peak period			Monday-Friday early evening			Monday-Friday late evening																							
77 Bloor & Runnymede – Queensway	6.12	HF	3.0	10 ' 00 "	26	4	14.1	HF	1.6	15 ' 00 "	21	3	17.5	HF	2.2	11 ' 00 "	23	2	16.2	HF	1	22 ' 00 "	22	0	16.7	HF	0.9	20 ' 00 "	15	3	24.5			548a	535a	135a	123a	
		Alternates trips with 71 RUNNYMEDE			Alternates trips with 71 RUNNYMEDE				Alternates trips with 71 RUNNYMEDE			Alternates trips with 71 RUNNYMEDE (St Clair branch)			Alternates trips with 71 RUNNYMEDE (St Clair branch)																							
<b>Saturday</b>	11-Sep-10	Saturday early morning			Saturday morning				Saturday afternoon			Saturday early evening			Saturday late evening																							
77 Bloor & Runnymede – Queensway	6.12	LF	1	24 ' 00 "	15	9	24.5	LF	0.8	25 ' 00 "	19	0	19.6	LF	0.8	25 ' 00 "	19	0	19.6	LF	1	24 ' 00 "	18	6	20.4	LF	1	20 ' 00 "	15	5	24.5			610a	615a	135a	124a	
		Alternates trips with 71 RUNNYMEDE (St Clair branch) all day long.																																				
<b>Sunday</b>	05-Sep-10	Sunday morning			Sunday afternoon				Sunday early evening			Sunday late evening																										
77 Bloor & Runnymede – Queensway	6.12	LF	1	24 ' 00 "	19	5	19.3	LF	1	24 ' 00 "	19	5	19.3	LF	1	20 ' 00 "	17	3	21.6	LF	1	20 ' 00 "	15	5	24.5									859a	840a	112a	124a	
		Alternates trips with 71 RUNNYMEDE (St Clair branch) all day long.																																				
<b>168 SYMINGTON &amp;</b>	MtD																																					
<b>Monday to Friday</b>	07-Sep-10	Monday-Friday morning peak period			Monday-Friday midday				Monday-Friday afternoon peak period			Monday-Friday early evening			Monday-Friday late evening																							
168 Dundas West Stn – Weston Rd	9.59	LF	8	5 ' 00 "	38	2	15.1	LF	4	10 ' 00 "	38	2	15.1	LF	7	6 ' 20 "	44	1	13.1	LF	4	10 ' 00 "	36	4	16.0	LF	3	12 ' 00 "	30	6	19.2			442a	450a	200a	145a	
<b>Saturday</b>	16-Oct-10	Saturday early morning			Saturday morning				Saturday afternoon			Saturday early evening			Saturday late evening																							
168 Dundas West Stn – Weston Rd	9.59	LF	3	10 ' 40 "	30	2	19.2	LF	5	10 ' 00 "	48	2	12.0	LF	5	10 ' 00 "	48	2	12.0	LF	3	12 ' 00 "	33	3	17.4	LF	3	12 ' 00 "	30	6	19.2			442a	451a	200a	145a	
<b>Sunday</b>	02-Aug-09	Sunday early morning			Sunday morning				Sunday afternoon			Sunday early evening			Sunday late evening																							
168 Dundas West Stn – Weston Rd	9.59	LF	2	20 ' 00 "	34	6	16.9	LF	3	15 ' 00 "	38	7	15.1	LF	4	12 ' 00 "	43	5	13.4	LF	3	12 ' 00 "	33	3	17.4	LF	3	12 ' 00 "	30	6	19.2			640a	643a	200a	145a	
<b>81 THORNCLIFFE PARK &amp;</b>	Bir																																					
<b>Monday to Friday</b>	07-Sep-10	Monday-Friday morning peak period			Monday-Friday midday				Monday-Friday afternoon peak period			Monday-Friday early evening			Monday-Friday late evening																							
81 Pape Stn – Thorncliffe	8.29	LF	6	4 ' 40 "	28	0	17.8	LF	3	10 ' 00 "	30	0	16.6	LF	5	5 ' 30 "	28	0	18.1	LF	3	10 ' 00 "	30	0	16.6	LF	2	12 ' 00 "	24	0	20.7			525a	510a	120a	111a	
<b>Saturday</b>	25-Jun-05	Saturday early morning			Saturday morning				Saturday afternoon			Saturday early evening			Saturday late evening																							
81 Pape Stn – Thorncliffe	8.29	LF	1	30 ' 00 "	30	0	16.6	LF	4	7 ' 30 "	30	0	16.6	LF	4	7 ' 30 "	30	0	16.6	LF	2	12 ' 00 "	24	0	20.7	LF	2	12 ' 00 "	24	0	20.7			545a	530a	120a	111a	
<b>Sunday</b>	19-Jun-05	Sunday early morning			Sunday morning				Sunday afternoon			Sunday early evening			Sunday late evening																							
81 Pape Stn – Thorncliffe	8.29	LF	1	30 ' 00 "	30	0	16.6	LF	3	10 ' 00 "	30	0	16.6	LF	3	10 ' 00 "	30	0	16.6	LF	2	12 ' 00 "	24	0	20.7	LF	2	12 ' 00 "	24	0	20.7			645a	630a	120a	111a	
		Loops clockwise on Thorncliffe Park Drive before 330p, and loops counter-clockwise on Thorncliffe Park Drive after 330p																																				
<b>10 VAN HORNE &amp;</b>	Wtl																																					
<b>Monday to Friday</b>	04-Jan-10	Monday-Friday morning peak period			Monday-Friday midday				Monday-Friday afternoon peak period			Monday-Friday early evening			Monday-Friday late evening																							
10 Don Mills Stn – Victoria Park	7.64	LF	3	10 ' 00 "	28	2	16.4		See 169A HUNTINGWOOD			LF	3	10 ' 00 "	28	2	16.4		See 169A HUNTINGWOOD			See 169A HUNTINGWOOD																
		Off peak service provided by 169A HUNTINGWOOD																																				



**TORONTO TRANSIT COMMISSION**

**SERVICE SUMMARY**

November 21 to December 18, 2010

Route	RT dist (km) and date of last change	Veh type	No. of Veh	Service interval	Run time (min)	Term time (min)	Avg spd (km/h)	Veh type	No. of Veh	Service interval	Run time (min)	Term time (min)	Avg spd (km/h)	Veh type	No. of Veh	Service interval	Run time (min)	Term time (min)	Avg spd (km/h)	Veh type	No. of Veh	Service interval	Run time (min)	Term time (min)	Avg spd (km/h)	Veh type	No. of Veh	Service interval	Run time (min)	Term time (min)	Avg spd (km/h)	First dep NB or WB	First dep SB or EB	Last dep NB or WB	Last dep SB or EB					
<b>90 VAUGHAN</b>	MtD																																							
<b>Monday to Friday</b>	07-Sep-10		Monday-Friday morning peak period					Monday-Friday midday					Monday-Friday afternoon peak period					Monday-Friday early evening					Monday-Friday late evening																	
90 St Clair West Stn – Eglinton	6.60	HF	3.5	9' 20"	31	2	12.7							HF	3	12' 00"	36	0	11.0														529a	542a	907a	923a				
90A St Clair West Stn – Oakwood	5.47	HF	2.5	9' 20"	23	1	14.4	HF	2	12' 00"	24	0	13.7	HF	2	12' 00"	24	0	13.7	HF	2	12' 00"	24	0	13.7	HF	1	20' 00"	20	0	16.4	534p	335p	617p	623p					
Combined/Average			6	4' 40"				2	12' 00"					5	6' 00"					2	12' 00"					1	20' 00"				545a	525a	130a	120a						
<b>Saturday</b>	26-Jun-10		Saturday early morning					Saturday morning					Saturday afternoon					Saturday early evening					Saturday late evening																	
90A St Clair West Stn – Oakwood	5.47	LF	2	12' 00"	24	0	13.7	LF	3	8' 00"	24	0	13.7	LF	3	8' 00"	24	0	13.7	LF	2	12' 00"	24	0	13.7	LF	1	20' 00"	20	0	16.4	610a	610a	110a	100a					
<b>Sunday</b>	20-Jun-10		Sunday morning					Sunday afternoon					Sunday early evening					Sunday late evening																						
90A St Clair West Stn – Oakwood	5.47							LF 2 12' 00" 24 0 13.7					LF 2 12' 00" 24 0 13.7					LF 2 12' 00" 24 0 13.7					LF 1 20' 00" 20 0 16.4																	
<b>24 VICTORIA PARK &amp;</b>	Bir	Service outside Toronto north of Steeles Avenue is provided under contract to York Region																																						
<b>Monday to Friday</b>	07-Sep-10		Monday-Friday morning peak period					Monday-Friday midday					Monday-Friday afternoon peak period					Monday-Friday early evening					Monday-Friday late evening																	
24 Victoria Park Stn – Steeles	30.58	LF	18	5' 00"	90	0	20.4	LF	9	10' 00"	90	0	20.4	LF	14	7' 00"	96	2	19.1	LF	9	9' 00"	81	0	22.7	LF	6	12' 00"	70	2	26.2	450a	515a	125a	200a					
24A Victoria Park Stn – Don Mills Stn via Consumers Rd	24.53	LF	7	12' 00"	82	2	17.9	LF	2.5	30' 00"	75	0	19.6	LF	7	13' 00"	87	4	16.9														558a	533a	615p	644p				
24D Victoria Park Stn – Major Mackenzie	57.69							LF 2 30' 00" 145 5 23.9										LF 2 27' 00" 135 0 25.6																						
Combined/Average			25	3' 32"				13.5	7' 30"					21	4' 33"					11	9' 00"					6	12' 00"				900a	1020a	100p	220p						
			Every 3rd 24 operates as a 24D 24A alternates trips with 167 PHARMACY NORTH 24D operates NB through the Highway 7 Industrial area before noon and SB after noon. 24D operates SB through the Highway 7 Industrial area.																																					
<b>Saturday</b>	09-Sep-06		Saturday early morning					Saturday morning					Saturday afternoon					Saturday early evening					Saturday late evening																	
24 Victoria Park Stn – Steeles	30.58	LF	6	15' 00"	84	6	21.8	LF	9	10' 00"	86	4	21.3	LF	12	7' 30"	90	0	20.4	LF	6	13' 20"	80	0	22.9	LF	6	12' 00"	70	2	26.2	521a	557a	124a	159a					
<b>Sunday</b>	05-Sep-10		Sunday early morning					Sunday morning					Sunday afternoon					Sunday early evening					Sunday late evening																	
24 Victoria Park Stn – Steeles	30.58	LF	4	20' 00"	80	0	22.9	LF	7	12' 00"	80	4	22.9	LF	12	7' 00"	84	0	21.8	LF	4	20' 00"	80	0	22.9	LF	4	20' 00"	70	10	26.2	717a	757a	116a	153a					
<b>324 VICTORIA PARK &amp;</b>	Bir	Service outside Toronto north of Steeles Avenue is provided under contract to York Region																																						
<b>Overnight, 7 days a week</b>	15-Feb-09		Monday-Friday overnight					Saturday overnight					Sunday overnight																											
324 Kingston – Steeles	35.41	LF	2.7	30' 00"	72	9	29.5	LF	2.7	30' 00"	72	9	29.5	LF	2.7	30' 00"	72	9	29.5																					
			Alternates trips with 322 COXWELL Alternates trips with 322 COXWELL Alternates trips with 322 COXWELL																																					
<b>224 VICTORIA PARK NORTH &amp;</b>	Egl	Service outside Toronto north of Steeles Avenue is provided under contract to York Region																																						
<b>Monday to Friday</b>	10-May-10		Monday-Friday morning peak period					Monday-Friday midday					Monday-Friday afternoon peak period					Monday-Friday early evening																						
224C Don Mills Stn – 14th Avenue	22.80	LF	2	40' 00"	68	12	20.1							LF	2	40' 00"	68	12	20.1																					
224D Don Mills Stn – Elgin Mills	37.45	LF	6	20' 00"	115	5	19.5		See 24D VICTORIA PARK					LF 6 20' 00" 115 5 19.5					See 24D VICTORIA PARK																					
Combined/Average			8	13' 20"										8	13' 20"																									
			224D operates NB through the Highway 7 Industrial area and WB/NB on Hillmount. 224D operates SB/EB on Hillmount and SB through the Highway 7 Industrial area.																																					



**TORONTO TRANSIT COMMISSION**

**SERVICE SUMMARY**

November 21 to December 18, 2010

Route	RT dist (km) and date of last change	Veh type	No. of Veh	Service interval	Run time (min)	Term time (min)	Avg spd (km/h)	Veh type	No. of Veh	Service interval	Run time (min)	Term time (min)	Avg spd (km/h)	Veh type	No. of Veh	Service interval	Run time (min)	Term time (min)	Avg spd (km/h)	Veh type	No. of Veh	Service interval	Run time (min)	Term time (min)	Avg spd (km/h)	Veh type	No. of Veh	Service interval	Run time (min)	Term time (min)	Avg spd (km/h)	First dep NB or WB	First dep SB or EB	Last dep NB or WB	Last dep SB or EB
<p><b>68 WARDEN &amp;</b> Egl  <b>Monday to Friday</b> 07-Sep-10            Service outside Toronto north of Steeles Avenue is provided under contract to York Region</p>																																			
<p>Monday-Friday morning peak period      Monday-Friday midday      Monday-Friday afternoon peak period      Monday-Friday early evening      Monday-Friday late evening</p>																																			
68 Warden Stn – Steeles	25.06	LF	21	3 ' 35 "	75	0	20.0	LF	8	8 ' 45 "	70	0	21.5	LF	13	6 ' 15 "	81	0	18.5	LF	7	10 ' 00 "	70	0	21.5	LF	3	22 ' 00 "	62	4	24.2	448a	505a	140a	151a
68B Warden Stn – Major Mackenzie	43.52	LF	3	14 ' 20 "	116	2	22.5	LF	1	35 ' 00 "	104	1	25.1	LF	2	18 ' 45 "	119	0	21.9	LF	1	40 ' 00 "	104	6	25.1							507a	557a	958p	1055p
Combined/Average			24	3 ' 35 "				9	8 ' 45 "				15	6 ' 15 "					8	10 ' 00 "					3	22 ' 00 "									
<p>Every 4th 68 operates as a 68B      Every 4th 68 operates as a 68B      Every 3rd 68 operates as a 68B      Every 4th 68 operates as a 68B</p>																																			
<p><b>Saturday</b> 21-Feb-09      Saturday early morning      Saturday morning      Saturday afternoon      Saturday early evening      Saturday late evening</p>																																			
68 Warden Stn – Steeles	25.06	LF	2	33 ' 00 "	65	1	23.1	LF	5	13 ' 00 "	65	0	23.1	LF	7	11 ' 00 "	75	2	20.0	LF	1.5	44 ' 00 "	66	0	22.8	LF	3	22 ' 00 "	62	4	24.2	602a	546a	129a	200a
68B Warden Stn – Major Mackenzie	43.52	LF	3	33 ' 00 "	99	0	26.4	LF	1	39 ' 00 "	104	0	25.1	LF	1	44 ' 00 "	114	7	22.9	LF	2.5	44 ' 00 "	101	9	25.9							515a	558a	948p	1047p
Combined/Average			5	16 ' 30 "				6	13 ' 00 "				8	11 ' 00 "					4	22 ' 00 "					3	22 ' 00 "									
<p>Every 3rd 68 operates as a 68B      Every 3rd 68 operates as a 68B      Every 4th 68 operates as a 68B</p>																																			
<p><b>Sunday</b> 15-Feb-09      Sunday early morning      Sunday morning      Sunday afternoon      Sunday early evening      Sunday late evening</p>																																			
68 Warden Stn – Steeles	25.06	LF	1.5	44 ' 00 "	66	0	22.8	LF	6	12 ' 00 "	72	0	20.9	LF	6	12 ' 00 "	72	0	20.9	LF	1.5	44 ' 00 "	66	0	22.8	LF	3	22 ' 00 "	62	4	24.2	716a	751a	137a	207a
68B Warden Stn – Major Mackenzie	43.52	LF	2.5	44 ' 00 "	104	6	25.1	LF	1	36 ' 00 "	108	0	24.2	LF	1	36 ' 00 "	108	0	24.2	LF	2.5	44 ' 00 "	104	6	25.1							829a	934a	948p	1045p
Combined/Average			4	22 ' 00 "				7	12 ' 00 "				7	12 ' 00 "					4	22 ' 00 "					3	22 ' 00 "									
<p>Every 3rd 68 operates as a 68B      Every 3rd 68 operates as a 68B</p>																																			
<p>Overnight service north of Sheppard Avenue provided by 324 VICTORIA PARK            Some early morning trips operate from Warden and Danforth</p>																																			
<p><b>69 WARDEN SOUTH &amp;</b> Bir  <b>Monday to Friday</b> 07-Sep-10            Monday-Friday morning peak period      Monday-Friday midday      Monday-Friday afternoon peak period      Monday-Friday early evening      Monday-Friday late evening</p>																																			
69A Warden Stn – Kingston Rd SB via Warden	6.71	LF	2.5	10 ' 00 "	25	0	16.1	LF	2	11 ' 00 "	22	0	18.3	LF	2	13 ' 00 "	26	0	15.5	LF	1.5	15 ' 00 "	22	1	18.7	LF	1	20 ' 00 "	20	0	20.1	559a	613a	140a	150a
69B Warden Stn – Kingston Rd SB via Birchmount	6.71	LF	2.5	10 ' 00 "	25	0	16.1	LF	2	11 ' 00 "	22	0	18.3	LF	2	13 ' 00 "	26	0	15.5	LF	1.5	15 ' 00 "	23	0	17.9	LF	1	20 ' 00 "	20	0	20.1	626a	620a	130a	140a
Combined/Average			5	5 ' 00 "				4	5 ' 30 "				4	6 ' 30 "					3	7 ' 30 "				2	10 ' 00 "										
<p><b>Saturday</b> 09-Jan-10      Saturday early morning      Saturday morning      Saturday afternoon      Saturday early evening      Saturday late evening</p>																																			
69A Warden Stn – Kingston Rd SB via Warden	6.71	LF	1	20 ' 00 "	20	0	20.1	LF	1	20 ' 00 "	20	0	20.1	LF	1	20 ' 00 "	20	0	20.1	LF	1	20 ' 00 "	20	0	20.1	LF	1	20 ' 00 "	20	0	20.1	550a	618a	120a	150a
69B Warden Stn – Kingston Rd SB via Birchmount	6.71	LF	1	20 ' 00 "	20	0	20.1	LF	1	20 ' 00 "	20	0	20.1	LF	1	20 ' 00 "	20	0	20.1	LF	1	20 ' 00 "	20	0	20.1	LF	1	20 ' 00 "	20	0	20.1	610a	610a	130a	130a
Combined/Average			2	10 ' 00 "				2	10 ' 00 "				2	10 ' 00 "					2	10 ' 00 "				2	10 ' 00 "										
<p><b>Sunday</b> 03-Jan-10      Sunday morning      Sunday afternoon      Sunday early evening      Sunday late evening</p>																																			
69A Warden Stn – Kingston Rd SB via Warden	6.71							LF	1	20 ' 00 "	20	0	20.1	LF	1	20 ' 00 "	20	0	20.1	LF	1	20 ' 00 "	20	0	20.1	LF	1	20 ' 00 "	20	0	20.1	900a	850a	140a	150a
69B Warden Stn – Kingston Rd SB via Birchmount	6.71							LF	1	20 ' 00 "	20	0	20.1	LF	1	20 ' 00 "	20	0	20.1	LF	1	20 ' 00 "	20	0	20.1	LF	1	20 ' 00 "	20	0	20.1	910a	900a	130a	140a
Combined/Average								2	10 ' 00 "				2	10 ' 00 "					2	10 ' 00 "				2	10 ' 00 "										
<p><b>55 WARREN PARK &amp;</b> MtD  <b>Monday to Friday</b> 04-Aug-09            Monday-Friday morning peak period      Monday-Friday midday      Monday-Friday afternoon peak period      Monday-Friday early evening      Monday-Friday late evening</p>																																			
55 Jane Stn – Warren Park	8.42	LF	1	30 ' 00 "	27	3	18.7	LF	1	30 ' 00 "	27	3	18.7	LF	1	30 ' 00 "	27	3	18.7	LF	1	30 ' 00 "	27	3	18.7	LF	1	30 ' 00 "	27	3	18.7	546a	530a	116a	100a
<p><b>Saturday</b> 08-Aug-09      Saturday early morning      Saturday midday      Saturday afternoon      Saturday early evening      Saturday late evening</p>																																			
55 Jane Stn – Warren Park	8.42	LF	1	30 ' 00 "	27	3	18.7	LF	1	30 ' 00 "	27	3	18.7	LF	1	30 ' 00 "	27	3	18.7	LF	1	30 ' 00 "	27	3	18.7	LF	1	30 ' 00 "	27	3	18.7	546a	530a	116a	100a
<p><b>Sunday</b> 02-Aug-09      Sunday midday      Sunday afternoon      Sunday early evening      Sunday late evening</p>																																			
55 Jane Stn – Warren Park	8.42							LF	1	30 ' 00 "	27	3	18.7	LF	1	30 ' 00 "	27	3	18.7	LF	1	30 ' 00 "	27	3	18.7	LF	1	30 ' 00 "	27	3	18.7	846a	900a	116a	100a



**TORONTO TRANSIT COMMISSION**

**SERVICE SUMMARY**

November 21 to December 18, 2010

Route	RT dist (km) and date of last change	Monday-Friday morning peak period					Monday-Friday midday					Monday-Friday afternoon peak period					Monday-Friday early evening					Monday-Friday late evening					First dep NB or WB	First dep SB or EB	Last dep NB or WB	Last dep SB or EB									
		Veh type	No. of Veh	Service interval	Run time (min)	Term time (min)	Avg spd (km/h)	Veh type	No. of Veh	Service interval	Run time (min)	Term time (min)	Avg spd (km/h)	Veh type	No. of Veh	Service interval	Run time (min)	Term time (min)	Avg spd (km/h)	Veh type	No. of Veh	Service interval	Run time (min)	Term time (min)	Avg spd (km/h)	Veh type					No. of Veh	Service interval	Run time (min)	Term time (min)	Avg spd (km/h)				
<b>94 WELLESLEY &amp;</b>	MtD																																						
<b>Monday to Friday</b>	07-Sep-10	Monday-Friday morning peak period					Monday-Friday midday					Monday-Friday afternoon peak period					Monday-Friday early evening					Monday-Friday late evening																	
94 Castle Frank Stn – Ossington Stn	12.17	LF	5	12 ' 00 "	60	0	12.2	LF	6	10 ' 00 "	60	0	12.2	LF	4.5	16 ' 00 "	68	4	10.7	LF	4	13 ' 00 "	52	0	14.0	LF	3	15 ' 00 "	45	0	16.2	520a	525a	1252a	115a				
94C Castle Frank Stn – Wellesley Stn	3.91	LF	2	12 ' 00 "	24	0	9.8						LF	1.5	16 ' 00 "	24	0	9.8														734a	746a	858a	910a				
Combined/Average			7	6 ' 00 "				6	10 ' 00 "				6	8 ' 00 "						4	13 ' 00 "					3	15 ' 00 "					333p	346p	718p	731p				
<b>Saturday</b>	29-Nov-08	Saturday early morning					Saturday morning					Saturday afternoon					Saturday early evening					Saturday late evening																	
94 Castle Frank Stn – Ossington Stn	12.17	LF	3	17 ' 00 "	51	0	14.3	LF	5	12 ' 00 "	60	0	12.2	LF	5	12 ' 00 "	60	0	12.2	LF	3	16 ' 40 "	50	0	14.6	LF	3	15 ' 00 "	45	0	16.2	541a	550a	1237a	100a				
<b>Sunday</b>	05-Sep-10	Sunday morning					Sunday afternoon					Sunday early evening					Sunday late evening																						
94 Castle Frank Stn – Ossington Stn	12.17						LF	4	13 ' 30 "	54	0	13.5	LF	4	13 ' 30 "	54	0	13.5	LF	3	16 ' 40 "	50	0	14.6	LF	3	15 ' 00 "	45	0	16.2	833a	824a	1222a	1245a					
<b>112 WEST MALL &amp;</b>	Qsy																																						
<b>Monday to Friday</b>	12-Oct-10	Monday-Friday morning peak period					Monday-Friday midday					Monday-Friday afternoon peak period					Monday-Friday early evening					Monday-Friday late evening																	
112A Kipling Stn – Eglinton	18.75						LF	6	13 ' 30 "	80	1	22.0	LF	4	20 ' 00 "	70	10	25.1	LF	5	16 ' 00 "	80	0	22.0	LF	4	18 ' 00 "	70	2	25.1	LF	4	18 ' 00 "	66	6	26.6	510a		
112C Kipling Stn – Disco Rd	29.29	LF	5	13 ' 30 "	62	5	20.3	LF	3	20 ' 00 "	55	5	22.9	LF	4	16 ' 00 "	62	2	20.3																				
112D Kipling Stn – Skymark	20.96	LF	5	13 ' 30 "	62	5	20.3																																
112E Kipling Stn – Renforth & Eringate Express	18.76	LF	2	<b>NB Trips</b>																																			
Combined/Average			13	6 ' 45 "				7	10 ' 00 "				9	8 ' 00 "						4	18 ' 00 "					4	18 ' 00 "												
<b>Saturday</b>	11-Sep-10	Saturday early morning					Saturday morning					Saturday afternoon					Saturday early evening					Saturday late evening																	
112C Kipling Stn – Disco Rd	29.29	LF	4	17 ' 00 "	68	0	25.8	LF	4	20 ' 00 "	70	10	25.1	LF	4	20 ' 00 "	70	10	25.1	LF	3	24 ' 00 "	66	6	26.6	LF	3	24 ' 00 "	66	6	26.6	554a	600a	112a	103a				
<b>Sunday</b>	14-Feb-10	Sunday morning					Sunday afternoon					Sunday early evening					Sunday late evening																						
112C Kipling Stn – Disco Rd	29.29						LF	3	24 ' 00 "	66	6	26.6	LF	3	24 ' 00 "	66	6	26.6	LF	3	24 ' 00 "	66	6	26.6	LF	3	24 ' 00 "	66	6	26.6	845a	903a	112a	103a					
<b>89 WESTON &amp;</b>	MtD																																						
<b>Monday to Friday</b>	07-Sep-10	Monday-Friday morning peak period					Monday-Friday midday					Monday-Friday afternoon peak period					Monday-Friday early evening					Monday-Friday late evening																	
89 Keele Stn – Albion Rd	20.17	LF	14	5 ' 35 "	78	1	15.6	LF	7	10 ' 00 "	70	0	17.3	LF	11	7 ' 45 "	84	2	14.4	LF	8	9 ' 30 "	76	0	15.9	LF	5	12 ' 00 "	56	4	21.6	415a	445a	210a	203a				
<b>Saturday</b>	09-Jan-10	Saturday early morning					Saturday morning					Saturday afternoon					Saturday early evening					Saturday late evening																	
89 Keele Stn – Albion Rd	20.17	LF	4	15 ' 00 "	60	0	20.2	LF	7	10 ' 00 "	66	4	18.3	LF	9	8 ' 00 "	68	4	17.8	LF	5	12 ' 00 "	56	4	21.6	LF	4	15 ' 00 "	56	4	21.6	435a	510a	215a	245a				
<b>Sunday</b>	03-Jan-10	Sunday early morning					Sunday morning					Sunday afternoon					Sunday early evening					Sunday late evening																	
89 Keele Stn – Albion Rd	20.17	LF	4	15 ' 00 "	60	0	20.2	LF	7	10 ' 30 "	66	7	18.3	LF	7	10 ' 30 "	66	7	18.3	LF	4	15 ' 00 "	56	4	21.6	LF	3	20 ' 00 "	56	4	21.6	530a	600a	215a	245a				





**TORONTO TRANSIT COMMISSION**

**SERVICE SUMMARY**

November 21 to December 18, 2010

Route	RT dist (km) and date of last change	Monday-Friday morning peak period					Monday-Friday midday					Monday-Friday afternoon peak period					Monday-Friday early evening					Monday-Friday late evening					First dep NB or WB	First dep SB or EB	Last dep NB or WB	Last dep SB or EB					
		Veh type	No. of Veh	Service interval	Run time (min)	Term time (min)	Avg spd (km/h)	Veh type	No. of Veh	Service interval	Run time (min)	Term time (min)	Avg spd (km/h)	Veh type	No. of Veh	Service interval	Run time (min)	Term time (min)	Avg spd (km/h)	Veh type	No. of Veh	Service interval	Run time (min)	Term time (min)	Avg spd (km/h)	Veh type					No. of Veh	Service interval	Run time (min)	Term time (min)	Avg spd (km/h)
<b>165 WESTON RD NORTH &amp;</b>	Arw	Service outside Toronto north of Steeles Avenue is provided under contract to York Region																																	
<b>Monday to Friday</b>	07-Sep-10	Monday-Friday morning peak period					Monday-Friday midday					Monday-Friday afternoon peak period					Monday-Friday early evening					Monday-Friday late evening													
165 York Mills Stn – Steeles	36.66	Lift	18	6 ' 00 "	107	1	20.6	Lift	15	7 ' 30 "	108	4	20.4	Lift	16	7 ' 30 "	115	5	19.1	Lift	9	12 ' 00 "	101	7	21.8	Lift	5	20 ' 00 "	89	11	24.7	520a	518a	155a	150a
165F York Mills Stn – Canada Drive	55.96	Lift	1.5	42 ' 00 "	160	11	21.0						Lift	1.5	45 ' 00 "	177	11	19.0														554a	602a	800a	932a
165D York Mills Stn – Major Mackenzie & Highway 400	54.31	Lift	1.5	42 ' 00 "	155	16	21.0	Lift	1	30 ' 00 "	140	0	23.3	Lift	1.5	45 ' 00 "	172	15	18.9	Lift	1	36 ' 00 "	135	9	24.1							158p	304p	543p	630p
Combined/Average			21	6 ' 00 "					16	7 ' 30 "				19	7 ' 30 "					10	12 ' 00 "					5	20 ' 00 "								
			Every 7th 165 operates as a 165D						Every 4th 165 operates as a 165D						SB 165D/F trips operate via Barmac Every 6th 165 operates as a 165D Every 6th 165 operates as a 165F						Every 3rd 165 operates as a 165D														
<b>Saturday</b>	27-Nov-10	Saturday early morning					Saturday morning					Saturday afternoon					Saturday early evening					Saturday late evening													
165 York Mills Stn – Steeles	36.66	Lift	3.5	30 ' 00 "	92	13	23.9	Lift	3.5	30 ' 00 "	101	4	21.8	Lift	4.5	24 ' 00 "	101	7	21.8	Lift	5	24 ' 00 "	101	19	21.8	Lift	5	20 ' 00 "	93	7	23.7	546a	537a	200a	209a
165D York Mills Stn – Major Mackenzie & Highway 400	54.31	Lift	4.5	30 ' 00 "	120	15	27.2	Lift	4.5	30 ' 00 "	131	4	24.9	Lift	5.5	24 ' 00 "	131	1	24.9	Lift	5	24 ' 00 "	120	0	27.2							531a	641a	951p	1051p
Combined/Average			8	15 ' 00 "					8	15 ' 00 "				10	12 ' 00 "					10	12 ' 00 "					5	20 ' 00 "								
<b>Sunday</b>	21-Nov-10	Sunday early morning					Sunday morning					Sunday afternoon					Sunday early evening					Sunday late evening													
165 York Mills Stn – Steeles	36.66	Lift	2.5	40 ' 00 "	94	6	23.4	Lift	2.5	40 ' 00 "	94	6	23.4	Lift	3	32 ' 00 "	94	2	23.4	Lift	3	30 ' 00 "	87	3	25.3	Lift	3	30 ' 00 "	87	3	25.3	817a	915a	102a	1246a
165D York Mills Stn – Major Mackenzie & Highway 400	54.31	Lift	3.5	40 ' 00 "	125	15	26.1	Lift	3.5	40 ' 00 "	125	15	26.1	Lift	4	32 ' 00 "	125	3	26.1												841a	818a	802p	831p	
Combined/Average			6	20 ' 00 "					6	20 ' 00 "				7	16 ' 00 "					3	30 ' 00 "					3	30 ' 00 "								
<b>98 WILLOWDALE–SENLAC &amp;</b>	Wil	Service provided under contract to York Region																																	
<b>Monday to Friday</b>	24-Nov-08	Monday-Friday morning peak period					Monday-Friday midday					Monday-Friday afternoon peak period					Monday-Friday early evening					Monday-Friday late evening													
98 Steeles – Peckham via Sheppard-Yonge Stn	22.06	LF	2.5	30 ' 00 "	75	0	17.7	LF	2	30 ' 00 "	60	0	22.1	LF	2.5	30 ' 00 "	75	0	17.7	LF	2	30 ' 00 "	60	0	22.1	LF	2	30 ' 00 "	60	0	22.1	607a	534a	100a	100a
98A Sheppard-Yonge Stn – Peckham via Senlac	10.90	LF	1.5	30 ' 00 "	39	6	16.8						LF	1.5	30 ' 00 "	39	6	16.8													540a	534a	911a	914a	
Combined/Average			4	15 ' 00 "										4	15 ' 00 "															302p	308p	700p	638p		
<b>Saturday</b>	29-Nov-08	Saturday early morning					Saturday morning					Saturday afternoon					Saturday early evening					Monday-Friday late evening													
98 Steeles – Peckham via Sheppard-Yonge Stn	22.06	LF	2	30 ' 00 "	60	0	22.1	LF	2	30 ' 00 "	60	0	22.1	LF	2	30 ' 00 "	60	0	22.1	LF	2	30 ' 00 "	60	0	22.1	LF	2	30 ' 00 "	60	0	22.1	600a	600a	100a	100a
<b>Sunday</b>	23-Nov-08	Sunday morning					Sunday afternoon					Sunday early evening					Sunday late evening																		
98 Steeles – Peckham via Sheppard-Yonge Stn	22.06							LF	2	30 ' 00 "	60	0	22.1	LF	2	30 ' 00 "	60	0	22.1	LF	2	30 ' 00 "	60	0	22.1	LF	2	30 ' 00 "	60	0	22.1	830a	830a	100a	100a

Willowdale to Senlac is SB;  
Senlac to Willowdale is NB



**TORONTO TRANSIT COMMISSION**

**SERVICE SUMMARY**

November 21 to December 18, 2010

Route	RT dist (km) and date of last change	Veh type	No. of Veh	Service interval	Run time (min)	Term time (min)	Avg spd (km/h)	Veh type	No. of Veh	Service interval	Run time (min)	Term time (min)	Avg spd (km/h)	Veh type	No. of Veh	Service interval	Run time (min)	Term time (min)	Avg spd (km/h)	Veh type	No. of Veh	Service interval	Run time (min)	Term time (min)	Avg spd (km/h)	Veh type	No. of Veh	Service interval	Run time (min)	Term time (min)	Avg spd (km/h)	First dep NB or WB	First dep SB or EB	Last dep NB or WB	Last dep SB or EB											
<b>96 WILSON &amp; Monday to Friday</b>		Arw	<i>96H and 96K branch designations are for internal purposes only</i>																																											
07-Sep-10		Monday-Friday morning peak period								Monday-Friday midday				Monday-Friday afternoon peak period				Monday-Friday early evening				Monday-Friday late evening																								
96 York Mills Stn – Humberline & Finch	40.18																																			450a	540a									
96A York Mills Stn – Carrier Dr via Kipling and John Garland	43.63	Lift	6.5	20 ' 00 "	121	9	21.7	Lift	8.5	15 ' 00 "	127	1	20.6	Lift	5.5	24 ' 00 "	128	4	20.5	Lift	4.5	24 ' 00 "	106	2	24.7	Lift	2.5	40 ' 00 "	100	0	26.2			524a	557a	100a	118a									
96B York Mills Stn – Humberline & Albion Rd	43.05	Lift	7	20 ' 00 "	130	10	19.9	Lift	8.5	15 ' 00 "	127	1	20.3	Lift	6	24 ' 00 "	134	10	19.3	Lift	4.5	24 ' 00 "	108	0	23.9	Lift	2.5	40 ' 00 "	100	0	25.8			542a	612a	120a	1250a									
96C York Mills Stn – Thistledown via Albion Rd	37.03	Lift	4.5	20 ' 00 "	89	1	25.0							Lift	4	24 ' 00 "	96	0	23.1																533a	600a	855a	937a								
96E Wilson Stn – Humber College Express	32.93	Lift	7	12 ' 00 "	84	0	23.5							Lift	7	12 ' 00 "	84	0	23.5																	238p	256p	619p	643p							
96G York Mills Stn – Sheppard & Torbarrie	23.82	Lift	4	20 ' 00 "	75	5	19.1							Lift	3.5	24 ' 00 "	84	0	17.0																		645a	601a	921a	905a						
96H Wilson Stn – Thistled. via Albion																																				310p	314p	618p	638p							
96S to Wilson Stn	25.86							Lift	2	30 ' 00 "	60	0	25.9							Lift	2	30 ' 00 "	60	0	25.9													551a	631a	850a	911a					
96C To Thistledown via Albion																																					325p	255p	637p	655p						
96K Wilson Stn – Tandridge & Islington																																						935a	1005a	235p	235p					
96S to Wilson Stn	23.89																										Lift	2	30 ' 00 "	60	0	23.9											642p	707p	930p	900p
96F To Tandridge and Isling. via Albion																																						930p	1002p	102a	100a					
Combined/Average			<b>29</b>	<b>3 ' 32 "</b>					<b>19</b>	<b>6 ' 00 "</b>				<b>26</b>	<b>4 ' 00 "</b>					<b>11</b>	<b>8 ' 34 "</b>						<b>7</b>	<b>12 ' 00 "</b>																		
		96G operates NB on Clayson and SB on Torbarrie.								96G operates NB on Torbarrie and SB on Clayson.																																				
<b>Saturday</b>		11-Sep-10	Saturday early morning								Saturday morning				Saturday afternoon				Saturday early evening				Saturday late evening																							
96A York Mills Stn – Carrier Dr via Kipling and John Garland	43.63	Lift	3.5	30 ' 00 "	100	5	26.2	Lift	4	30 ' 00 "	116	4	22.6													Lift	2.5	44 ' 00 "	105	5	24.9			525a	450a	1155a	1150a									
96B York Mills Stn – Humberline & Albion Rd	43.05	Lift	3.5	30 ' 00 "	102	3	25.3	Lift	4	30 ' 00 "	118	2	21.9	Lift	5.5	24 ' 00 "	118	14	21.9	Lift	5	24 ' 00 "	112	8	23.1	Lift	2.5	44 ' 00 "	105	5	24.6			540a	534a	128a	1253a									
96D York Mills Stn – Carrier Dr & Westmore Dr	45.71													Lift	5.5	24 ' 00 "	124	8	22.1	Lift	5	24 ' 00 "	118	2	23.2															1219p	1213p	926p	943p			
96H Wilson Stn – Thistled. via Albion																																														
96S to Wilson Stn	25.86	Lift	2	30 ' 00 "	60	0	25.9	Lift	2	30 ' 00 "	60	0	25.9	Lift	2	30 ' 00 "	60	0	25.9	Lift	2	30 ' 00 "	60	0	25.9															540a	610a	910p	940p			
96C To Thistledown via Albion																																														
96K Wilson Stn – Tandridge & Islington																																														
96S to Wilson Stn	23.89																										Lift	2	30 ' 00 "	60	0	23.9														
96F To Tandridge and Isling. via Albion																																														
Combined/Average			<b>9</b>	<b>10 ' 00 "</b>					<b>10</b>	<b>10 ' 00 "</b>				<b>13</b>	<b>8 ' 34 "</b>					<b>12</b>	<b>8 ' 34 "</b>						<b>7</b>	<b>12 ' 42 "</b>																		
<b>Sunday</b>		05-Sep-10	Sunday early morning								Sunday morning				Sunday afternoon				Sunday early evening				Sunday late evening																							
96A York Mills Stn – Carrier Dr via Kipling and John Garland	43.63	Lift	2.5	45 ' 00 "	108	5	24.2	Lift	3	40 ' 00 "	116	4	22.6													Lift	2.5	45 ' 00 "	108	5	24.2			557a	526a	1135a	1157a									
96B York Mills Stn – Humberline & Albion Rd	43.05	Lift	2.5	45 ' 00 "	110	3	23.5	Lift	3	40 ' 00 "	118	2	21.9	Lift	4.5	30 ' 00 "	118	17	21.9	Lift	3	40 ' 00 "	110	10	23.5	Lift	2.5	45 ' 00 "	108	5	23.9			535a	548a	102a	113a									
96D York Mills Stn – Carrier Dr & Westmore Dr.	45.71													Lift	4.5	30 ' 00 "	123	12	22.3	Lift	3	40 ' 00 "	116	4	23.6																					
96H Wilson Stn – Thistled. via Albion																																														
96S to Wilson Stn	25.86	Lift	2	30 ' 00 "	60	0	25.9	Lift	2	30 ' 00 "	60	0	25.9	Lift	2	30 ' 00 "	60	0	25.9	Lift	2	30 ' 00 "	60	0	25.9																					
96C To Thistledown via Albion																																														
96K Wilson Stn – Tandridge & Islington																																														
96S to Wilson Stn	23.89																										Lift	2	30 ' 00 "	60	0	23.9														
96F To Tandridge and Isling. via Albion																																														
Combined/Average			<b>7</b>	<b>12 ' 51 "</b>					<b>8</b>	<b>12 ' 00 "</b>				<b>11</b>	<b>10 ' 00 "</b>					<b>8</b>	<b>12 ' 00 "</b>						<b>7</b>	<b>12 ' 51 "</b>																		

96C/H/K operates EB via Tandridge before 3:00pm and WB via Tandridge after 3:00 pm.



**TORONTO TRANSIT COMMISSION**

**SERVICE SUMMARY**

November 21 to December 18, 2010

Route	RT dist (km) and date of last change	No. of Veh	Service interval	Run time (min)	Term time (min)	Avg spd (km/h)	Veh type	No. of Veh	Service interval	Run time (min)	Term time (min)	Avg spd (km/h)	Veh type	No. of Veh	Service interval	Run time (min)	Term time (min)	Avg spd (km/h)	Veh type	No. of Veh	Service interval	Run time (min)	Term time (min)	Avg spd (km/h)	Veh type	No. of Veh	Service interval	Run time (min)	Term time (min)	Avg spd (km/h)	First dep NB or WB	First dep SB or EB	Last dep NB or WB	Last dep SB or EB			
<b>319 WILSON &amp;</b>	Arw																																				
<b>Overnight, 7 days a week</b>	26-Nov-06		Monday-Friday overnight						Saturday overnight						Sunday overnight																						
319 York Mills Stn – Martin Grove & Steeles	40.76	LF	3	30 ' 00 "	90	0	27.2	LF	3	30 ' 00 "	90	0	27.2	LF	3	30 ' 00 "	90	0	27.2																		
<b>91 WOODBINE &amp;</b>	Bir																																				
<b>Monday to Friday</b>	07-Sep-10		Monday-Friday morning peak period					Monday-Friday midday					Monday-Friday afternoon peak period						Monday-Friday early evening						Monday-Friday late evening												
91 Woodbine Stn – Lawrence	15.39	LF	3.5	18 ' 00 "	54	9	17.1						LF	2.5	24 ' 00 "	52	8	17.8															459a	519a	633p	700p	
91 Woodbine Stn – Lawrence	15.39													<b>1 Tripper</b>																							
91A Woodbine Stn – Parkview Hills	7.47	LF	1	30 ' 00 "	28	2	16.0	LF	1	23 ' 00 "	23	0	19.5	LF	1	30 ' 00 "	28	2	16.0	LF	1	30 ' 00 "	26	4	17.2	LF	1	20 ' 00 "	20	0	22.4			638a	624a	1250a	100a
91C Woodbine Stn – York Mills	23.98							LF	3	23 ' 00 "	69	0	20.9						LF	3	24 ' 00 "	62	10	23.2	LF	2	30 ' 00 "	58	2	24.8			946a	618a	105a	105a	
91F Woodbine Stn – York Mills via Railside	26.26	LF	4.5	18 ' 00 "	78	3	20.2						LF	3.5	24 ' 00 "	78	6	20.2																			
Combined/Average			<u>9</u>	<u>6 ' 55 "</u>				<u>4</u>	<u>11 ' 30 "</u>				<u>8</u>	<u>8 ' 34 "</u>				<u>4</u>	<u>13 ' 20 "</u>					<u>3</u>	<u>12 ' 00 "</u>												

91F operates WB on Railside during morning peak period, and operates EB via Railside during afternoon peak period.

<b>Saturday</b>	29-Nov-08		Saturday early morning				Saturday morning					Saturday afternoon				Saturday early evening				Saturday late evening																	
91A Woodbine Stn – Parkview Hills	7.47	LF	1	24 ' 00 "	24	0	18.7	LF	1	24 ' 00 "	24	0	18.7	LF	1	24 ' 00 "	24	0	18.7	LF	1	20 ' 00 "	20	0	22.4	LF	1	20 ' 00 "	20	0	22.4			632a	620a	1258a	108a
91C Woodbine Stn – York Mills	23.98	LF	3	20 ' 00 "	60	0	24.0	LF	3	20 ' 00 "	60	0	24.0	LF	3	20 ' 00 "	60	0	24.0	LF	3	20 ' 00 "	58	2	24.8	LF	2	30 ' 00 "	58	2	24.8			623a	613a	103a	103a
Combined/Average			<u>4</u>	<u>12 ' 00 "</u>				<u>4</u>	<u>10' 54 "</u>				<u>4</u>	<u>12 ' 00 "</u>				<u>4</u>	<u>10 ' 00 "</u>					<u>3</u>	<u>12 ' 00 "</u>												

<b>Sunday</b>	23-Nov-08		Sunday morning				Sunday afternoon					Sunday early evening				Sunday late evening																				
91A Woodbine Stn – Parkview Hills	7.47						LF	1	24 ' 00 "	24	0	18.7	LF	1	24 ' 00 "	24	0	18.7	LF	1	20 ' 00 "	20	0	22.4	LF	1	20 ' 00 "	20	0	22.4			920a	908a	1258a	108a
91C Woodbine Stn – York Mills	23.98						LF	3	20 ' 00 "	60	0	24.0	LF	3	20 ' 00 "	60	0	24.0	LF	3	20 ' 00 "	58	2	24.8	LF	2	30 ' 00 "	58	2	24.8			902a	852a	103a	102a
Combined/Average							<u>4</u>	<u>12 ' 00 "</u>				<u>4</u>	<u>12 ' 00 "</u>					<u>4</u>	<u>12 ' 00 "</u>					<u>3</u>	<u>12 ' 00 "</u>											

91C/F operates NB via Laurentide before noon, and operates NB via Valley Woods after noon

<b>92 WOODBINE SOUTH &amp;</b>	Bir		Monday-Friday morning peak period				Monday-Friday midday					Monday-Friday afternoon peak period				Monday-Friday early evening				Monday-Friday late evening																	
92 Woodbine Stn – Lake Shore	5.79	LF	3	9 ' 00 "	27	0	12.9	LF	2	12 ' 00 "	20	4	17.4	LF	3	9 ' 00 "	27	0	12.9	LF	1	20 ' 00 "	20	0	17.4	LF	1	20 ' 00 "	20	0	17.4			534a	521a	110a	100a

<b>Saturday</b>	11-Sep-10		Saturday early morning				Saturday morning					Saturday afternoon				Saturday early evening				Saturday late evening																	
92 Woodbine Stn – Lake Shore	5.79	LF	2	12 ' 00 "	20	4	17.4	LF	3	8 ' 00 "	20	4	17.4	LF	3	8 ' 00 "	24	0	14.5	LF	1	20 ' 00 "	20	0	17.4	LF	1	20 ' 00 "	20	0	17.4			610a	555a	110a	100a

<b>Sunday</b>	05-Sep-10		Sunday morning				Sunday afternoon					Sunday early evening				Sunday late evening																				
92 Woodbine Stn – Lake Shore	5.79						LF	3	8 ' 00 "	20	4	17.4	LF	3	8 ' 00 "	24	0	14.5	LF	1	20 ' 00 "	20	0	17.4	LF	1	20 ' 00 "	20	0	17.4			857a	845a	110a	100a



**TORONTO TRANSIT COMMISSION**

**SERVICE SUMMARY**

November 21 to December 18, 2010

Route	RT dist (km) and date of last change	Veh type	No. of Veh	Service interval	Run time (min)	Term time (min)	Avg spd (km/h)	Veh type	No. of Veh	Service interval	Run time (min)	Term time (min)	Avg spd (km/h)	Veh type	No. of Veh	Service interval	Run time (min)	Term time (min)	Avg spd (km/h)	Veh type	No. of Veh	Service interval	Run time (min)	Term time (min)	Avg spd (km/h)	Veh type	No. of Veh	Service interval	Run time (min)	Term time (min)	Avg spd (km/h)	First dep NB or WB	First dep SB or EB	Last dep NB or WB	Last dep SB or EB	
<b>97 YONGE &amp;</b>	Wil																																			
<b>Monday to Friday</b>	07-Sep-10			<b>Monday-Friday morning peak period</b>				<b>Monday-Friday midday</b>						<b>Monday-Friday afternoon peak period</b>							<b>Monday-Friday early evening</b>						<b>Monday-Friday late evening</b>									
97 Davisville Stn – Steeles	23.94													LF	2.5	30' 00"	75	0	19.2	LF	2.5	30' 00"	75	0	19.2	LF	2.5	30' 00"	75	0	19.2	700p	609p	1200a	1208a	
97A Davisville Stn – York Mills Stn via Yonge Blvd	12.92	LF	2	30' 00"	48	12	16.2						LF	2	30' 00"	48	12	16.2	LF	1.5	30' 00"	40	5	19.4	LF	1.5	30' 00"	40	5	19.4	536a	606a	915a	851a		
97B Queens Quay – Steeles	36.68	LF	5	30' 00"	150	0	14.7						LF	5	30' 00"	150	0	14.7																		
97C St Clair Stn – Steeles	26.02							LF	3	30' 00"	90	0	17.3																							
97D St Clair Stn – York Mills Stn via Yonge Blvd	15.21							LF	2	30' 00"	60	0	15.2																							
Combined/Average				<b>7 15' 00"</b>				<b>5 15' 00"</b>						<b>7 15' 00"</b>						<b>4 15' 00"</b>																
				97B operates via Yonge, Wellington, Bay, Queens Quay and Yonge						97B operates via Yonge, Queens Quay, Bay, Front and Yonge																										
<b>Saturday</b>	11-Sep-10			<b>Saturday early morning</b>				<b>Saturday morning</b>						<b>Saturday afternoon</b>							<b>Saturday early evening</b>						<b>Saturday late evening</b>									
97 Davisville Stn – Steeles	23.94	LF	2.5	30' 00"	75	0	19.2	LF	3	30' 00"	80	10	18.0	LF	3	30' 00"	80	10	18.0	LF	3	30' 00"	80	10	18.0	LF	2.5	30' 00"	75	0	19.2	545a	623a	1245a	1253a	
97A Davisville Stn – York Mills Stn via Yonge Blvd	12.92	LF	1.5	30' 00"	41	4	18.9	LF	2	30' 00"	46	14	16.9	LF	2	30' 00"	46	14	16.9	LF	2	30' 00"	46	14	16.9	LF	1.5	30' 00"	40	5	19.4	600a	555a	106a	121a	
Combined/Average				<b>4 15' 00"</b>				<b>5 15' 00"</b>						<b>5 15' 00"</b>						<b>5 15' 00"</b>						<b>4 15' 00"</b>										
<b>Sunday</b>	05-Sep-10							<b>Sunday morning</b>						<b>Sunday afternoon</b>							<b>Sunday early evening</b>						<b>Sunday late evening</b>									
97 Davisville Stn – Steeles	23.94							LF	3	30' 00"	80	10	18.0	LF	3	30' 00"	80	10	18.0	LF	2.5	30' 00"	75	0	19.2	LF	2.5	30' 00"	75	0	19.2	900a	850a	1200a	1208a	
97A Davisville Stn – York Mills Stn via Yonge Blvd	12.92							LF	2	30' 00"	46	14	16.9	LF	2	30' 00"	46	14	16.9	LF	1.5	30' 00"	36	9	21.5	LF	1.5	30' 00"	40	5	19.4	915a	922a	1215a	1245a	
Combined/Average								<b>5 15' 00"</b>						<b>5 15' 00"</b>						<b>4 15' 00"</b>						<b>4 15' 00"</b>										
Overnight service provided by 320 YONGE																																				
<b>1 YONGE-UNIVERSITY-SPADINA SUBWAY &amp;</b>	WilSub/Egl/MtD/Wil																																			
<b>Monday to Friday</b>	07-Sep-10			<b>Monday-Friday morning peak period</b>				<b>Monday-Friday midday</b>						<b>Monday-Friday afternoon peak period</b>						<b>Monday-Friday early evening</b>						<b>Monday-Friday late evening</b>										
1 Finch Stn – Downsview Stn	60.45	6carHT	25	4' 42"	118	0	30.9	6carHT	29	4' 04"	118	0	30.7	6carHT	47	2' 31"	118	0	30.7	6carHT	27	4' 15"	115	0	31.6	6carHT	23	4' 52"	112	0	32.4	603a	540a	1141p	1215a	
1 Finch Stn – St Clair West Stn	45.06	6carHT	19	4' 42"	89	0	30.3																													
Gap Trains		6carHT	3	<b>Gap Trains</b>										<b>1 Gap Train</b>																						
1 Eglinton Stn – Downsview Stn	43.46																									6carHT	18	4' 52"	88	0	29.8			118a	128a	
1 Eglinton Stn – Finch Stn replacement bus	22.49																									LF	18	3' 00"	54	0	25.0	1213a	1208a	210a	150a	
Combined/Average				<b>47 2' 21"</b>				<b>29 4' 04"</b>						<b>48 2' 31"</b>						<b>27 4' 15"</b>																
<b>Saturday</b>	06-Sep-08			<b>Saturday early morning</b>				<b>Saturday morning</b>						<b>Saturday afternoon</b>							<b>Saturday early evening</b>						<b>Saturday late evening</b>									
1 Finch Stn – Downsview Stn	60.45	6carHT	23	4' 52"	112	0	32.4	6carHT	28	4' 03"	113	0	32.0	6carHT	28	4' 03"	113	0	32.0	6carHT	23	4' 52"	112	0	32.4	6carHT	23	4' 52"	112	0	32.4	600a	557a	118a	116a	
<b>Sunday</b>	15-Feb-09							<b>Sunday morning</b>						<b>Sunday afternoon</b>							<b>Sunday early evening</b>						<b>Sunday late evening</b>									
1 Finch Stn – Downsview Stn	60.45							6carHT	23	4' 52"	112	0	32.4	6carHT	23	4' 52"	112	0	32.4	6carHT	23	4' 52"	112	0	32.4	6carHT	23	4' 52"	112	0	32.4	900a	857a	1141p	1215a	
1 Eglinton Stn – Downsview Stn	43.46																										6carHT	18	4' 52"	88	0	29.8			118a	128a
1 Eglinton Stn – Finch Stn replacement bus	22.49																										LF	12	4' 30"	54	0	25.0	1213a	1208a	210a	150a
Finch to Downsview is SB; Downsview to Finch is NB																																				



**TORONTO TRANSIT COMMISSION**

**SERVICE SUMMARY**

November 21 to December 18, 2010

Route	RT dist (km) and date of last change	Veh type	No. of Veh	Service interval	Run time (min)	Term time (min)	Avg spd (km/h)	Veh type	No. of Veh	Service interval	Run time (min)	Term time (min)	Avg spd (km/h)	Veh type	No. of Veh	Service interval	Run time (min)	Term time (min)	Avg spd (km/h)	Veh type	No. of Veh	Service interval	Run time (min)	Term time (min)	Avg spd (km/h)	Veh type	No. of Veh	Service interval	Run time (min)	Term time (min)	Avg spd (km/h)	First dep NB or WB	First dep SB or EB	Last dep NB or WB	Last dep SB or EB					
<b>320 YONGE &amp;</b>	Egl/MtD /Wil																																							
<b>Overnight, Monday to Friday</b>	07-Sep-10		Monday-Friday overnight 130a-330a								Monday-Friday overnight 330a-600a																													
320 Queens Quay – Steeles	35.97	LF	13	7' 00"	91	0	23.7	LF	6	15' 00"	90	0	24.0																											
320A Queens Quay – York Mills Stn	23.77	LF	9	7' 00"	63	0	22.6																																	
			<b>22 3' 30"</b>				<b>6 15' 00"</b>				Additional service operates 500a to 600a																													
<b>Overnight, Saturday</b>	11-Sep-10		Saturday overnight 130a-330a								Saturday overnight 330a-600a																													
320 Queens Quay – Steeles	35.97	LF	10.5	8' 40"	91	0	23.7	LF	6	15' 00"	90	0	24.0																											
320A Queens Quay – York Mills Stn	23.99	LF	7.5	8' 40"	64	1	22.5																																	
			<b>18 4' 20"</b>				<b>6 15' 00"</b>				Additional service operates 500a to 600a																													
<b>Overnight, Sunday</b>	05-Sep-10		Sunday overnight 130a-330a								Sunday overnight 330a-600a				Sunday morning 600a-900a																									
320 Queens Quay – Steeles	35.97	LF	6	15' 00"	90	0	24.0	LF	6	15' 00"	90	0	24.0	LF	1	12' 00"	91	0	23.7																					
320A Queens Quay – York Mills Stn	23.99													LF	16	4' 00"	64	0	22.5																					
			<b>6 15' 00"</b>				<b>6 15' 00"</b>				<b>17 4' 00"</b>								Every 3rd bus operates as a 320 to Steeles																					
<b>95 YORK MILLS &amp;</b>	Mal/Wil																																							
<b>Monday to Friday</b>	07-Sep-10		Monday-Friday morning peak period								Monday-Friday midday				Monday-Friday afternoon peak period				Monday-Friday early evening				Monday-Friday late evening																	
95 York Mills Stn – Kingston Rd	42.82	LF	17	8' 00"	135	1	19.0	LF	8	15' 00"	116	4	22.2	LF	11	12' 00"	130	2	19.8	LF	7.5	15' 00"	110	3	23.4	LF	7	14' 00"	96	2	26.8	505a	550a	152a	151a					
95A York Mills Stn – Victoria Pk	15.96	LF	8	8' 00"	60	4	16.0							LF	6	12' 00"	62	10	15.4																					
95B York Mills Stn – U of T Scarborough	37.64							LF	7	15' 00"	102	3	22.1							LF	6.5	15' 00"	90	8	25.1															
95E York Mills Stn – U of T Scarborough Express	37.64	LF	14	8' 00"	108	4	20.9							LF	10	12' 00"	114	6	19.8																					
Combined/Average			<b>39 2' 40"</b>				<b>15 7' 30"</b>				<b>27 4' 00"</b>				<b>14 7' 30"</b>				<b>7 14' 00"</b>																					
<b>Saturday</b>	11-Sep-10		Saturday early morning								Saturday morning				Saturday afternoon				Saturday early evening				Saturday late evening																	
95 York Mills Stn – Kingston Rd	42.82	LF	12	9' 00"	108	0	23.8	LF	12	9' 00"	108	0	23.8	LF	15	7' 20"	108	2	23.8	LF	8	12' 30"	100	0	25.7	LF	6	15' 00"	90	0	28.5	609a	600a	130a	1245a					
<b>Sunday</b>	05-Sep-10		Sunday early morning								Sunday morning				Sunday afternoon				Sunday early evening				Sunday late evening																	
95 York Mills Stn – Kingston Rd	42.82	LF	10	11' 00"	105	5	24.5	LF	10	11' 00"	105	5	24.5	LF	11	10' 00"	105	5	24.5	LF	6	17' 30"	101	4	25.4	LF	5	18' 00"	90	0	28.5	736a	830a	122a	1250a					
<b>321 YORK MILLS &amp;</b>	Mal																																							
<b>Overnight, 7 days a week</b>	02-Aug-09		Monday-Friday overnight								Saturday overnight				Sunday overnight																									
321 York Mills Stn – Finch via Neilson	48.28	LF	3	30' 00"	90	0	32.2	LF	3	30' 00"	90	0	32.2	LF	3	30' 00"	90	0	32.2																					
<b>106 YORK UNIVERSITY &amp;</b>	Wil																																							
<b>Monday to Friday</b>	07-Sep-10		Monday-Friday morning peak period								Monday-Friday midday				Monday-Friday afternoon peak period				Monday-Friday early evening				Monday-Friday late evening																	
106 Downsview Stn – York University	18.07	LF	7	8' 15"	57	1	18.9	LF	5	12' 00"	53	7	20.5	LF	6	9' 30"	57	0	19.0	LF	3	18' 00"	53	1	20.5	LF	3	18' 00"	50	4	21.7	601a	545a	245a	215a					
<b>Saturday</b>	11-Sep-10		Saturday early morning								Saturday morning				Saturday afternoon				Saturday early evening				Saturday late evening																	
106 Downsview Stn – York University	18.07	LF	4	15' 00"	51	9	21.3	LF	4	15' 00"	51	9	21.3	LF	5	12' 00"	53	7	20.5	LF	3	15' 00"	45	0	24.1	LF	3	15' 00"	45	0	24.1	600a	600a	215a	215a					
<b>Sunday</b>	10-Oct-10		Sunday morning								Sunday afternoon				Sunday early evening				Sunday late evening																					
106 Downsview Stn – York University	18.07							LF	4	15' 00"	50	10	21.7	LF	5	12' 00"	50	10	21.7	LF	3	15' 00"	45	0	24.1	LF	3	15' 00"	45	0	24.1	915a	845a	115a	1245a					



**SERVICE SUMMARY**

November 21 to December 18, 2010

Route	RT dist (km) and date of last change	No. of				Run time (min)	Term time (min)	Avg spd (km/h)	No. of				Run time (min)	Term time (min)	Avg spd (km/h)	No. of				Run time (min)	Term time (min)	Avg spd (km/h)	No. of	Run time (min)	Term time (min)	Avg spd (km/h)	First dep NB or WB	First dep SB or EB	Last dep NB or WB	Last dep SB or EB									
		Veh type	Veh	Service interval					Veh type	Veh	Service interval					Veh type	Veh	Service interval													Veh type	Veh	Service interval						
<b>196 YORK UNIVERSITY ROCKET &amp;</b>	Wil																																						
<b>Monday to Friday</b>	21-Nov-10	Monday-Friday morning peak period				Monday-Friday midday				Monday-Friday afternoon peak period				Monday-Friday early evening				Monday-Friday late evening																					
196A Downsview Stn – York University Express	13.32					LF	16	2 ' 00 "	30	2	26.6					LF	9	3 ' 30 "	32	0	25.4					LF	3	10 ' 00 "	30	0	26.6	1031a 718p	1023a 722p	315p 100a	304p 117a				
196A Downsview Stn – York University Express via Sentinel	13.97	LF	18	2 ' 00 "	34	2	24.7					LF	15	2 ' 20 "	34	1	24.7															653a 317p	634a 306p	1027a 703p	1019a 719p				
196B Sheppard-Yonge Stn – York University Express via Downsview Stn	22.84					LF	3	8 ' 00 "	52	4	26.4					LF	2	10 ' 30 "	53	0	25.9												1026a 703p	1027a 726p	258p 1022p	300p 1047p			
196B Sheppard-Yonge Stn – York University, Express via Downsview Stn and Sentinel	23.49	LF	4	6 ' 00 "	56	4	25.2					LF	3	7 ' 00 "	54	2	26.1																700a 305p	628a 308p	1028a 656p	1021a 717p			
Combined/Average			22	2 ' 00 "				19	2 ' 00 "				18	2 ' 20 "			11	3 ' 30 "								3	10 ' 00 "												
			Every 3rd 196A operates as a 196B Operates SB via Sentinel						Every 4th 196A operates as a 196B						Every 3rd 196A operates as a 196B Operates NB via Sentinel						Every 3rd 196A operates as a 196B																		
<b>Saturday</b>	11-Sep-10	Saturday early morning				Saturday morning				Saturday afternoon				Saturday early evening				Saturday late evening																					
196A Downsview Stn – York University Express	13.32	LF	2	15 ' 00 "	30	0	26.6	LF	2	15 ' 00 "	30	0	26.6	LF	3	12 ' 00 "	32	4	25.0	LF	2	15 ' 00 "	30	0	26.6	LF	2	15 ' 00 "	30	0	26.6	700a	700a	215a	230a				
<b>Sunday</b>	22-Nov-09	Sunday morning				Sunday afternoon				Sunday early evening				Sunday late evening																									
196A Downsview Stn – York University Express	13.32					LF	2	15 ' 00 "	30	0	26.6	LF	2	15 ' 00 "	30	0	26.6	LF	2	15 ' 00 "	30	0	26.6	LF	2	15 ' 00 "	30	0	26.6	LF	2	15 ' 00 "	30	0	26.6	900a	845a	100a	115a

**SERVICE SUMMARY**

TORONTO TRANSIT COMMISSION

November 21 to December 18, 2010

## Summary of vehicles and trains in service

	MONDAY-FRIDAY						SATURDAY						SUNDAY					
	Morning	Midday	After-noon	Early Evening	Late Evening	Over-night	Early Morning	Morning	After-noon	Early Evening	Late Evening	Over-night	Early Morning	Morning	After-noon	Early Evening	Late Evening	Over-night
<b>BUSES</b>																		
<b>Arrow Road Garage</b>																		
12m lift-equipped buses	51	37	50	26	17	0	17	23	24	22	14	0	12	19	18	15	10	0
12m low-floor buses	172	109	166	87	58	9	63	100	102	87	49	9	43	78	82	67	43	9
Total, Arrow Road Garage	223	146	216	113	75	9	80	123	126	109	63	9	55	97	100	82	53	9
<b>Birchmount Garage</b>																		
12m low-floor buses	166	95	148	87	56	6	68	84	85	63	49	6	53	79	82	54	46	4
Total, Birchmount Garage	166	95	148	87	56	6	68	84	85	63	49	6	53	79	82	54	46	4
<b>Eglinton Garage</b>																		
12m non-accessible buses	0	3	3	0	0	0	0	0	0	0	0	0	0	0	0	0	0	0
12m low-floor buses	247	124	214	121	72	6	77	123	124	90	54	8	68	104	104	74	57	7
Total, Eglinton Garage	247	127	217	121	72	6	77	123	124	90	54	8	68	104	104	74	57	7
<b>Malvern Garage</b>																		
12m lift-equipped buses	100	47	90	46	27	1	19	46	46	27	12	1	25	40	40	20	15	1
12m low-floor buses	134	81	127	80	49	4	61	84	84	61	38	4	39	62	63	42	32	4
Total, Malvern Garage	234	128	217	126	76	5	80	130	130	88	50	5	64	102	103	62	47	5
<b>Mount Dennis Garage</b>																		
12m non-accessible buses	44	22	35	19	13	2	0	0	0	0	0	0	0	0	0	0	0	0
12m low-floor buses	198	116	182	100	67	4	97	148	148	100	68	5	77	115	115	84	64	5
Total, Mount Dennis	242	138	217	119	80	6	97	148	148	100	68	5	77	115	115	84	64	5
<b>Queensway Garage</b>																		
12m non-accessible buses	8	6	9	5	4	0	3	5	5	3	3	0	2	5	5	3	3	0
12m low-floor buses	120	73	119	58	43	3	46	64	68	52	38	3	34	52	55	47	38	3
Total, Queensway Garage	128	79	128	63	47	3	49	69	73	55	41	3	36	57	60	50	41	3
<b>Wilson Garage</b>																		
12m non-accessible buses	23	18	23	12	5	0	0	0	0	0	0	0	0	0	0	0	0	0
12m lift-equipped buses	43	27	41	24	17	0	22	35	38	25	11	0	9	30	30	13	7	0
12m low-floor buses	162	92	148	77	56	5	68	80	80	64	55	4	62	75	75	60	52	7
Total, Wilson Garage	228	137	212	113	78	5	90	115	118	89	66	4	71	105	105	73	59	7
<b>Total, BUSES</b>																		
12m non-accessible buses	75	49	70	36	22	2	3	5	5	3	3	0	2	5	5	3	3	0
12m lift-equipped buses	194	111	181	96	61	1	58	104	108	74	37	1	46	89	88	48	32	1
12m low-floor buses	1199	690	1104	610	401	37	480	683	691	517	351	39	376	565	576	428	332	39
Total, all buses	1468	850	1355	742	484	40	541	792	804	594	391	40	424	659	669	479	367	40

## Notes:

**SERVICE OUTSIDE TORONTO**

Service is operated outside Toronto on the following routes:

160 BATHURST NORTH, 17 BIRCHMOUNT, 105 DUFFERIN NORTH, 37 ISLINGTON, 35 JANE, 107 KEELE NORTH, 58 MALTON, 102 MARKHAM RD, 129 MCCOWAN NORTH, 24 VICTORIA PARK, 224 VICTORIA PARK NORTH, 68 WARDEN and 165 WESTON RD NORTH.

Vehicle numbers include vehicles required for City and/or TTC construction.

	MONDAY-FRIDAY						SATURDAY						SUNDAY					
	Morning	Midday	After-noon	Early Evening	Late Evening	Over-night	Early Morning	Morning	After-noon	Early Evening	Late Evening	Over-night	Early Morning	Morning	After-noon	Early Evening	Late Evening	Over-night
<b>STREETCARS</b>																		
<b>Roncesvalles Carhouse</b>																		
CLRVs	80	57	78	50	31	2	37	55	55	38	28	2	29	44	44	30	24	2
ALRVs	25	18	20	18	13	2	12	22	22	17	13	2	8	17	17	13	8	2
Total, Roncesvalles	105	75	98	68	44	4	49	77	77	55	41	4	37	61	61	43	32	4
<b>Russell Carhouse</b>																		
CLRVs	77	60	75	47	23	1	28	51	51	37	22	1	22	44	44	31	21	1
ALRVs	13	11	11	10	7	1	9	18	18	14	9	1	7	12	12	11	9	1
Total, Russell Carhouse	90	71	86	57	30	2	37	69	69	51	31	2	29	56	56	42	30	2
<b>Total, STREETCARS</b>																		
CLRVs	157	117	153	97	54	3	65	106	106	75	50	3	51	88	88	61	45	3
ALRVs	38	29	31	28	20	3	21	40	40	31	22	3	15	29	29	24	17	3
Total, all streetcars	195	146	184	125	74	6	86	146	146	106	72	6	66	117	117	85	62	6
<b>SUBWAY</b>																		
<b>Wilson Carhouse</b>																		
4-car subway trains	4	4	4	4	4	0	4	4	4	4	4	0	0	4	4	4	4	0
6-car subway trains	47	29	48	27	23	0	23	28	28	23	23	0	0	23	23	23	23	0
<b>Greenwood Carhouse</b>																		
6-car subway trains	43	24	40	24	20	0	20	20	21	20	20	0	0	20	20	20	20	0
<b>Total, SUBWAY TRAINS</b>																		
4-car subway trains	4	4	4	4	4	0	4	4	4	4	4	0	0	4	4	4	4	0
6-car subway trains	90	53	88	51	43	0	43	48	49	43	43	0	0	43	43	43	43	0
Total, all subway trains	94	57	92	55	47	0	47	52	53	47	47	0	0	47	47	47	47	0
<b>McCowan Carhouse</b>																		
4-car RT trains	6	4	6	4	4	0	4	4	4	4	4	0	0	4	4	4	4	0

**ARTICULATED STREETCARS (ALRVs)**

Monday to Friday ALRVs are used on 501 QUEEN, some morning peak-period runs on 504 KING

On Saturdays ALRVs are used on 501 QUEEN

On Sundays ALRVs are used on 501 QUEEN and, from May to August, on 511 BATHURST.

**Alphabetical list of routes, with route direction and operating division**

**BUSES**

192 Airport Rocket	NS	Qsy
117 Alness	NS	Wil
99 Arrow Rd	NS	Arw
5 Avenue Rd	NS	MtD
61 Avenue Rd North	NS	Wil
7 Bathurst	NS	Wil
160 Bathurst North	NS	Wil
310 Bathurst	NS	Wil
6 Bay	NS	MtD
11 Bayview	NS	Wil
9 Bellamy	NS	Bir
17 Birchmount	NS	Egl
49 Bloor West	EW	Qsy
300 Bloor-Danforth	EW	B/E/MtD/Q
21 Brimley	NS	Mal
8 Broadview	NS	Bir
50 Burnhamthorpe	EW	Qsy
120 Calvington	EW	Arw
126 Christie	NS	MtD
20 Cliffside	EW	Bir
87 Cosburn	EW	Bir
22 Coxwell	NS	Bir
322 Coxwell	NS	Bir
42 Cummer	EW	Wil
113 Danforth	EW	Bir
302 Danforth Rd-McCowan	NS	Bir
127 Davenport	EW	MtD
28 Davisville	EW	Wil
23 Dawes	NS	Bir
25 Don Mills	NS	Egl
303 Don Mills	NS	Egl
108 Downsview	EW	Arw
142 Downtown/Avenue Rd Express	NS	Wil
143 Downtown/Beach Express	EW	Bir
144 Downtown/Don Valley Express	NS	Egl
145 Downtown/Humber Bay Express	NS	Qsy
141 Downtown/Mt Pleasant Express	NS	MtD
125 Drewry	EW	Wil
29 Dufferin	NS	Wil
329 Dufferin	NS	MtD/Wil
105 Dufferin North	NS	Wil
26 Dupont	EW	MtD
111 East Mall	NS	Qsy
404 East York Community Bus	EW	W-T
34 Eglinton East	EW	Egl
305 Eglinton East	EW	Egl
32 Eglinton West	EW	MtD
307 Eglinton West	EW	MtD
405 Etobicoke Community Bus	EW	W-T
15 Evans	EW	Qsy
193 Exhibition Rocket	NS	Wil
104 Faywood	NS	Wil

39 Finch East	EW	Mal
308 Finch East	EW	Arw/Mal
36 Finch West	EW	Arw
309 Finch West	EW	Arw/Mal
139 Finch-Don Mills	EW	Mal
199 Finch Rocket	EW	Mal
100 Flemingdon Park	NS	Egl
33 Forest Hill	NS	Wil
135 Gerrard	EW	Bir
14 Glencairn	EW	Wil
122 Graydon Hall	EW	Wil
31 Greenwood	NS	Bir
38 Highland Creek	EW	Mal
191 Highway 27 Rocket	NS	Arw
169 Huntingwood	EW	Egl
37 Islington	NS	Arw
311 Islington	NS	Arw
110 Islington South	NS	Qsy
35 Jane	NS	Arw
313 Jane	NS	Arw
83 Jones	NS	Bir
40 Junction	EW	MtD
41 Keele	NS	MtD
107 Keele North	NS	Wil
43 Kennedy	NS	Egl
12 Kingston Rd	EW	Bir
45 Kipling	NS	Qsy
44 Kipling South	NS	Qsy
30 Lambton	EW	Qsy
47 Lansdowne	NS	MtD
54 Lawrence East	EW	Egl
354 Lawrence East	EW	Egl
400 Lawrence Manor Community Bus	EW	W-T
52 Lawrence West	EW	MtD
352 Lawrence West	EW	MtD
162 Lawrence-Donway	EW	Wil
56 Leaside	NS	Wil
51 Leslie	NS	Wil
64 Main	NS	Bir
58 Malton	EW	MtD
59 Maple Leaf	EW	MtD
102 Markham Rd	NS	Bir
46 Martin Grove	NS	Arw
16 McCowan	NS	Bir
129 McCowan North	NS	Mal
130 Middlefield	NS	Mal
57 Midland	NS	Bir
132 Milner	EW	Mal
116 Morningside	EW	Egl
62 Mortimer	EW	Bir
171 Mt Dennis	NS	MtD
74 Mt Pleasant	NS	Wil

103 Mt Pleasant North	NS	Wil
133 Neilson	NS	Mal
131 Nugget	EW	Mal
70 O'Connor	EW	Egl
63 Ossington	NS	MtD
316 Ossington	NS	MtD/Wil
72 Pape	NS	Bir
101 Parc Downsview Park	EW	Arw
402 Parkdale Community Bus	NS	W-T
65 Parliament	NS	Bir
67 Pharmacy	NS	Egl
167 Pharmacy North	NS	Bir
66 Prince Edward	NS	Qsy
134 Progress	NS	Mal
80 Queensway	EW	Qsy
109 Ranee	NS	Wil
48 Rathburn	EW	Qsy
161 Rogers Rd	EW	MtD
82 Rosedale	EW	Wil
73 Royal York	NS	Qsy
76 Royal York South	NS	Qsy
71 Runnymede	NS	MtD
86 Scarborough	EW	Egl
190 Scarborough Centre Rocket	EW	Mal
79 Scarlett Rd	NS	MtD
85 Sheppard East	EW	Mal
385 Sheppard East	EW	Mal
84 Sheppard West	EW	Arw
75 Sherbourne	NS	Wil
123 Shorncliffe	NS	Qsy
115 Silver Hills	EW	Wil
403 South Don Mills Community Bus	NS	W-T
88 South Leaside	EW	Wil
78 St Andrews	EW	Wil
312 St Clair	EW	Arw
53 Steeles East	EW	Mal
353 Steeles East	EW	Mal
60 Steeles West	EW	Arw
124 Sunnybrook	EW	Wil
77 Swansea	NS	MtD
168 Symington	NS	MtD
81 Thorncliffe Park	NS	Bir
10 Van Horne	EW	Wil
90 Vaughan	NS	MtD
24 Victoria Park	NS	Bir
324 Victoria Park	NS	Bir
224 Victoria Park North	NS	Egl
68 Warden	NS	Egl
69 Warden South	NS	Bir
55 Warren Park	NS	MtD
94 Wellesley	EW	MtD
112 West Mall	NS	Qsy
89 Weston	NS	MtD

165 Weston Rd North	EW	Arw
98 Willowdale-Senlac	EW	Wil
96 Wilson	EW	Arw
319 Wilson	EW	Arw
91 Woodbine	NS	Bir
92 Woodbine South	NS	Bir
97 Yonge	NS	Wil
320 Yonge	NS	Egl/Wil/MtD
95 York Mills	EW	Mal/Wil
321 York Mills	EW	Mal
106 York University	NS	Wil
196 York University Rocket	NS	Wil

**STREETCARS**

511 Bathurst	NS	Ron
506 Carlton	EW	Ron/Rus
306 Carlton	EW	Ron/Rus
502 Downtowner	EW	Rus
505 Dundas	EW	Ron/Rus
509 Harbourfront	EW	Ron
504 King	EW	Ron/Rus
503 Kingston Rd	EW	Rus
508 Lake Shore	EW	Ron
501 Queen	EW	Ron/Rus
301 Queen	EW	Ron/Rus
510 Spadina	NS	Rus
512 St Clair	EW	Ron

**RAPID TRANSIT**

1 Yonge-University-Spadina Subway	NS	WilSub
2 Bloor-Danforth Subway	EW	DanSub
3 Scarborough RT	NS	DanSub
4 Sheppard Subway	EW	WilSub

- ⌘ — Transit-priority traffic signals on route
- ♿ — Accessible service using lift-equipped buses
- ♿ — Accessible service using low-floor buses
- 🚲 — Bike rack service
- ⚠ — Seasonal, special-event, or temporary construction service

160 of 169 bus routes are accessible  
 155 of 169 bus routes are bike rack equipped



**Numerical list of routes, with route direction and operating division**

BUSES

5 Avenue Rd ດໍ ັ ັ	NS	MtD
6 Bay ດໍ ັ ັ	NS	MtD
7 Bathurst ັ ັ ັ	NS	Wil
8 Broadview ດໍ ັ ັ	NS	Bir
9 Bellamy ດໍ ັ ັ	NS	Bir
10 Van Horne ດໍ ັ ັ	EW	Wil
11 Bayview ດໍ ັ ັ	NS	Wil
12 Kingston Rd ດໍ ັ ັ	EW	Bir
14 Glencairn ດໍ ັ ັ	EW	Wil
15 Evans ດໍ ັ ັ	EW	Qsy
16 McCowan ດໍ ັ ັ	NS	Bir
17 Birchmount ດໍ ັ ັ	NS	Egl
20 Cliffside ດໍ ັ ັ	EW	Bir
21 Brimley ດໍ ັ ັ	NS	Mal
22 Coxwell ດໍ ັ ັ	NS	Bir
23 Dawes ດໍ ັ ັ	NS	Bir
24 Victoria Park ດໍ ັ ັ	NS	Bir
25 Don Mills ດໍ ັ ັ	NS	Egl
26 Dupont ດໍ ັ ັ	EW	MtD
28 Davisville ດໍ ັ ັ	EW	Wil
29 Dufferin ັ ັ ັ ັ ັ	NS	Wil
30 Lambton ດໍ ັ ັ	EW	Qsy
31 Greenwood ດໍ ັ ັ	NS	Bir
32 Eglinton West ດໍ ັ ັ	EW	MtD
33 Forest Hill ດໍ ັ ັ	NS	Wil
34 Eglinton East ດໍ ັ ັ	EW	Egl
35 Jane ດໍ ັ ັ ັ	NS	Arw
36 Finch West ດໍ ັ ັ ັ	EW	Arw
37 Islington ດໍ ັ ັ	NS	Arw
38 Highland Creek ດໍ ັ ັ	EW	Mal
39 Finch East ດໍ ັ ັ ັ	EW	Mal
40 Junction ດໍ ັ ັ	EW	MtD
41 Keele ດໍ ັ ັ	NS	MtD
42 Cummer ດໍ ັ ັ	EW	Wil
43 Kennedy ດໍ ັ ັ	NS	Egl
44 Kipling South ດໍ ັ ັ	NS	Qsy
45 Kipling ດໍ ັ ັ	NS	Qsy
46 Martin Grove ດໍ ັ ັ	NS	Arw
47 Lansdowne ດໍ ັ ັ	NS	MtD
48 Rathburn ດໍ ັ ັ	EW	Qsy
49 Bloor West ດໍ ັ ັ	EW	Qsy
50 Burnhamthorpe ດໍ ັ ັ	EW	Qsy
51 Leslie ດໍ ັ ັ	NS	Wil
52 Lawrence West ດໍ ັ ັ	EW	MtD
53 Steeles East ດໍ ັ ັ ັ	EW	Mal
54 Lawrence East ດໍ ັ ັ	EW	Egl
55 Warren Park ດໍ ັ ັ	NS	MtD
56 Leaside ດໍ ັ ັ	NS	Wil
57 Midland ດໍ ັ ັ	NS	Bir
58 Malton ດໍ ັ ັ	EW	MtD

59 Maple Leaf ດໍ ັ ັ	EW	MtD
60 Steeles West ດໍ ັ ັ	EW	Arw
61 Avenue Rd North ດໍ ັ ັ	NS	Wil
62 Mortimer ດໍ ັ ັ	EW	Bir
63 Ossington ດໍ ັ ັ	NS	MtD
64 Main ດໍ ັ ັ	NS	Bir
65 Parliament ດໍ ັ ັ	NS	Bir
66 Prince Edward ດໍ ັ ັ	NS	Qsy
67 Pharmacy ດໍ ັ ັ	NS	Egl
68 Warden ດໍ ັ ັ	NS	Egl
69 Warden South ດໍ ັ ັ	NS	Bir
70 O'Connor ດໍ ັ ັ	EW	Egl
71 Runnymede ດໍ ັ ັ	NS	MtD
72 Pape ດໍ ັ ັ	NS	Bir
73 Royal York ດໍ ັ ັ	NS	Qsy
74 Mt Pleasant ດໍ ັ ັ	NS	Wil
75 Sherbourne ັ ັ ັ ັ ັ	NS	Wil
76 Royal York South ດໍ ັ ັ	NS	Qsy
77 Swansea ດໍ ັ ັ	NS	MtD
78 St Andrews ດໍ ັ ັ	EW	Wil
79 Scarlett Rd ດໍ ັ ັ	NS	MtD
80 Queensway ດໍ ັ ັ	EW	Qsy
81 Thorncliffe Park ດໍ ັ ັ	NS	Bir
82 Rosedale ດໍ ັ ັ	EW	Wil
83 Jones ດໍ ັ ັ	NS	Bir
84 Sheppard West ດໍ ັ ັ	EW	Arw
85 Sheppard East ດໍ ັ ັ	EW	Mal
86 Scarborough ດໍ ັ ັ	EW	Egl
87 Cosburn ດໍ ັ ັ	EW	Bir
88 South Leaside ດໍ ັ ັ	EW	Wil
89 Weston ດໍ ັ ັ	NS	MtD
90 Vaughan ດໍ ັ ັ	NS	MtD
91 Woodbine ດໍ ັ ັ	NS	Bir
92 Woodbine South ດໍ ັ ັ	NS	Bir
94 Wellesley ດໍ ັ ັ	EW	MtD
95 York Mills ດໍ ັ ັ	EW	Mal/Wil
96 Wilson ດໍ ັ ັ ັ	EW	Arw
97 Yonge ດໍ ັ ັ	NS	Wil
98 Willowdale-Senlac ດໍ ັ ັ	EW	Wil
99 Arrow Rd ດໍ ັ ັ	NS	Arw
100 Flemingdon Park ດໍ ັ ັ	NS	Egl
101 Parc Downsview Park ດໍ ັ ັ	EW	Arw
102 Markham Rd ດໍ ັ ັ	NS	Bir
103 Mt Pleasant North ດໍ ັ ັ	NS	Wil
104 Faywood ດໍ ັ ັ	NS	Wil
105 Dufferin North ດໍ ັ ັ	NS	Wil
106 York University ດໍ ັ ັ	NS	Wil
107 Keele North ດໍ ັ ັ ັ	NS	Wil
108 Downsview ດໍ ັ ັ	EW	Arw
109 Raneer ດໍ ັ ັ	NS	Wil
110 Islington South ດໍ ັ ັ	NS	Qsy

111 East Mall ດໍ ັ ັ	NS	Qsy
112 West Mall ດໍ ັ ັ	NS	Qsy
113 Danforth ດໍ ັ ັ	EW	Bir
115 Silver Hills ດໍ ັ ັ	EW	Wil
116 Morningside ດໍ ັ ັ	EW	Egl
117 Alness ດໍ ັ ັ	NS	Wil
120 Calvington ດໍ ັ ັ	EW	Arw
122 Graydon Hall ດໍ ັ ັ	EW	Wil
123 Shorncliffe ດໍ ັ ັ	NS	Qsy
124 Sunnybrook ດໍ ັ ັ	EW	Wil
125 Drewry ດໍ ັ ັ	EW	Wil
126 Christie ດໍ ັ ັ	NS	MtD
127 Davenport ດໍ ັ ັ	EW	MtD
129 McCowan North ດໍ ັ ັ	NS	Mal
130 Middlefield ດໍ ັ ັ ັ	NS	Mal
131 Nugget ດໍ ັ ັ	EW	Mal
132 Milner ດໍ ັ ັ	EW	Mal
133 Neilson ດໍ ັ ັ	NS	Mal
134 Progress ດໍ ັ ັ	NS	Mal
135 Gerrard ດໍ ັ ັ	EW	Bir
139 Finch-Don Mills ດໍ ັ ັ ັ	EW	Mal
141 Downtown/Mt Pleasant Express ດໍ ັ ັ	NS	MtD
142 Downtown/Avenue Rd Express ດໍ ັ ັ	NS	Wil
143 Downtown/Beach Express ດໍ ັ ັ	EW	Bir
144 Downtown/Don Valley Express ດໍ ັ ັ	NS	Egl
145 Downtown/Humber Bay Express ດໍ ັ ັ	NS	Qsy
160 Bathurst North ັ ັ ັ ັ ັ	NS	Wil
161 Rogers Rd ດໍ ັ ັ	EW	MtD
162 Lawrence-Donway ດໍ ັ ັ	EW	Wil
165 Weston Rd North ດໍ ັ ັ ັ	EW	Arw
167 Pharmacy North ດໍ ັ ັ	NS	Bir
168 Symington ດໍ ັ ັ	NS	MtD
169 Huntingwood ດໍ ັ ັ	EW	Egl
171 Mt Dennis ດໍ ັ ັ	NS	MtD
190 Scarborough Centre Rocket ດໍ ັ ັ	EW	Mal
191 Highway 27 Rocket ດໍ ັ ັ	NS	Arw
192 Airport Rocket ດໍ ັ ັ	NS	Qsy
193 Exhibition Rocket ັ ັ ັ ັ ັ	NS	Wil
196 York University Rocket ດໍ ັ ັ	NS	Wil
199 Finch Rocket ດໍ ັ ັ ັ	EW	Mal
224 Victoria Park North ດໍ ັ ັ	NS	Egl
300 Bloor-Danforth ດໍ ັ ັ	EW	B/E/MtD/Q
302 Danforth Rd-McCowan ດໍ ັ ັ	NS	Bir
303 Don Mills ດໍ ັ ັ	NS	Egl
305 Eglinton East ດໍ ັ ັ	EW	Egl
307 Eglinton West ດໍ ັ ັ	EW	MtD
308 Finch East ດໍ ັ ັ	EW	Arw/Mal
309 Finch West ດໍ ັ ັ ັ	EW	Arw/Mal
310 Bathurst ັ ັ ັ ັ ັ	NS	Wil
311 Islington ດໍ ັ ັ	NS	Arw
312 St Clair ດໍ ັ ັ	EW	Arw

313 Jane ດໍ ັ ັ ັ	NS	Arw
316 Ossington ດໍ ັ ັ	NS	MtD/Wil
319 Wilson ດໍ ັ ັ	EW	Arw
320 Yonge ດໍ ັ ັ	NS	Egl/Wil/MtD
321 York Mills ດໍ ັ ັ	EW	Mal
322 Coxwell ດໍ ັ ັ	NS	Bir
324 Victoria Park ດໍ ັ ັ	NS	Bir
329 Dufferin ັ ັ ັ ັ ັ	NS	MtD/Wil
352 Lawrence West ດໍ ັ ັ	EW	MtD
353 Steeles East ດໍ ັ ັ ັ	EW	Mal
354 Lawrence East ດໍ ັ ັ	EW	Egl
385 Sheppard East ດໍ ັ ັ	EW	Mal
400 Lawrence Manor Community Bus ດໍ ັ	EW	W-T
402 Parkdale Community Bus ດໍ ັ	NS	W-T
403 South Don Mills Community Bus ດໍ ັ	NS	W-T
404 East York Community Bus ດໍ ັ	EW	W-T
405 Etobicoke Community Bus ດໍ ັ	EW	W-T

STREETCARS

301 Queen ັ ັ	EW	Ron/Rus
306 Carlton ັ ັ	EW	Ron/Rus
501 Queen ັ ັ	EW	Ron/Rus
502 Downtowner ັ ັ	EW	Rus
503 Kingston Rd ັ ັ	EW	Rus
504 King ັ ັ	EW	Ron/Rus
505 Dundas ັ ັ	EW	Ron/Rus
506 Carlton ັ ັ	EW	Ron/Rus
508 Lake Shore ັ ັ	EW	Ron
509 Harbourfront ັ ັ	EW	Ron
510 Spadina ັ ັ	NS	Rus
511 Bathurst ັ ັ	NS	Ron
512 St Clair ັ ັ	EW	Ron

RAPID TRANSIT

1 Yonge-University-Spadina Subway ດໍ ັ ັ	NS	WilSub
2 Bloor-Danforth Subway ດໍ ັ ັ	EW	DanSub
3 Scarborough RT ດໍ ັ ັ	NS	DanSub
4 Sheppard Subway ດໍ ັ ັ	EW	WilSub

- ໘ — Transit-priority traffic signals on route
- ດໍ ັ ັ — Accessible service using lift-equipped buses
- ດໍ ັ — Accessible service using low-floor buses
- ໘ — Bike rack service
- ໘ — Seasonal, special-event, or temporary construction service

160 of 169 bus routes are accessible  
 155 of 169 bus routes are bike rack equipped

**List of routes by operating division, November 2010**

ARROW ROAD DIVISION

99 Arrow Rd ດໍ ັ ສ	NS	Arw
120 Calvington ດໍ ັ ສ	EW	Arw
108 Downsview ດໍ ັ ສ	EW	Arw
36 Finch West ດໍ ັ ສ	EW	Arw
308 Finch East ດໍ ັ ສ	EW	Arw/Mal
309 Finch West ດໍ ັ ສ	EW	Arw/Mal
191 Highway 27 Rocket ດໍ ັ ສ	NS	Arw
37 Islington ດໍ ັ ສ	NS	Arw
311 Islington ດໍ ັ ສ	NS	Arw
35 Jane ດໍ ັ ສ	NS	Arw
313 Jane ດໍ ັ ສ	NS	Arw
46 Martin Grove ດໍ ັ ສ	NS	Arw
101 Parc Downsview Park ດໍ ັ ສ	EW	Arw
84 Sheppard West ດໍ ັ ສ	EW	Arw
312 St Clair ດໍ ັ ສ	EW	Arw
60 Steeles West ດໍ ັ ສ	EW	Arw
165 Weston Rd North ດໍ ັ ສ	EW	Arw
96 Wilson ດໍ ັ ສ	EW	Arw
319 Wilson ດໍ ັ ສ	EW	Arw

BIRCHMOUNT DIVISION

9 Bellamy ດໍ ັ ສ	NS	Bir
300 Bloor-Danforth ດໍ ັ ສ	EW	B/E/MtD/Q
8 Broadview ດໍ ັ ສ	NS	Bir
20 Cliffside ດໍ ັ ສ	EW	Bir
87 Cosburn ດໍ ັ ສ	EW	Bir
22 Coxwell ດໍ ັ ສ	NS	Bir
322 Coxwell ດໍ ັ ສ	NS	Bir
113 Danforth ດໍ ັ ສ	EW	Bir
302 Danforth Rd-McCowan ດໍ ັ ສ	NS	Bir
23 Dawes ດໍ ັ ສ	NS	Bir
143 Downtown/Beach Express ດໍ ັ ສ	EW	Bir
135 Gerrard ດໍ ັ ສ	EW	Bir
31 Greenwood ດໍ ັ ສ	NS	Bir
83 Jones ດໍ ັ ສ	NS	Bir
12 Kingston Rd ດໍ ັ ສ	EW	Bir
64 Main ດໍ ັ ສ	NS	Bir
102 Markham Rd ດໍ ັ ສ	NS	Bir
16 McCowan ດໍ ັ ສ	NS	Bir
57 Midland ດໍ ັ ສ	NS	Bir
62 Mortimer ດໍ ັ ສ	EW	Bir
72 Pape ດໍ ັ ສ	NS	Bir
65 Parliament ດໍ ັ ສ	NS	Bir
167 Pharmacy North ດໍ ັ ສ	NS	Bir
81 Thorncliffe Park ດໍ ັ ສ	NS	Bir
24 Victoria Park ດໍ ັ ສ	NS	Bir
324 Victoria Park ດໍ ັ ສ	NS	Bir
69 Warden South ດໍ ັ ສ	NS	Bir
91 Woodbine ດໍ ັ ສ	NS	Bir
92 Woodbine South ດໍ ັ ສ	NS	Bir

DANFORTH DIVISION

2 Bloor-Danforth Subway	EW	DanSub
3 Scarborough RT	NS	DanSub

EGLINTON DIVISION

17 Birchmount ດໍ ັ ສ	NS	Egl
300 Bloor-Danforth ດໍ ັ ສ	EW	B/E/MtD/Q
25 Don Mills ດໍ ັ ສ	NS	Egl
303 Don Mills ດໍ ັ ສ	NS	Egl
144 Downtown/Don Valley Express ດໍ ັ ສ	NS	Egl
34 Eglinton East ດໍ ັ ສ	EW	Egl
305 Eglinton East ດໍ ັ ສ	EW	Egl
100 Flemingdon Park ດໍ ັ ສ	NS	Egl
169 Huntingwood ດໍ ັ ສ	EW	Egl
43 Kennedy ດໍ ັ ສ	NS	Egl
54 Lawrence East ດໍ ັ ສ	EW	Egl
354 Lawrence East ດໍ ັ ສ	EW	Egl
116 Morningside ດໍ ັ ສ	EW	Egl
70 O'Connor ດໍ ັ ສ	EW	Egl
67 Pharmacy ດໍ ັ ສ	NS	Egl
86 Scarborough ດໍ ັ ສ	EW	Egl
224 Victoria Park North ດໍ ັ ສ	NS	Egl
68 Warden ດໍ ັ ສ	NS	Egl
320 Yonge ດໍ ັ ສ	NS	Egl/Wil/MtD

MALVERN DIVISION

21 Brimley ດໍ ັ ສ	NS	Mal
39 Finch East ດໍ ັ ສ	EW	Mal
308 Finch East ດໍ ັ ສ	EW	Arw/Mal
309 Finch West ດໍ ັ ສ	EW	Arw/Mal
139 Finch-Don Mills ດໍ ັ ສ	EW	Mal
38 Highland Creek ດໍ ັ ສ	EW	Mal
129 McCowan North ດໍ ັ ສ	NS	Mal
130 Middlefield ດໍ ັ ສ	NS	Mal
132 Milner ດໍ ັ ສ	EW	Mal
133 Neilson ດໍ ັ ສ	NS	Mal
131 Nugget ດໍ ັ ສ	EW	Mal
134 Progress ດໍ ັ ສ	NS	Mal
190 Scarborough Centre Rocket ດໍ ັ ສ	EW	Mal
199 Finch Rocket ດໍ ັ ສ	EW	Mal
85 Sheppard East ດໍ ັ ສ	EW	Mal
385 Sheppard East ດໍ ັ ສ	EW	Mal
53 Steeles East ດໍ ັ ສ	EW	Mal
353 Steeles East ດໍ ັ ສ	EW	Mal
95 York Mills ດໍ ັ ສ	EW	Mal/Wil
321 York Mills ດໍ ັ ສ	EW	Mal

MOUNT DENNIS DIVISION

5 Avenue Rd ດໍ ັ ສ	NS	MtD
6 Bay ດໍ ັ ສ	NS	MtD
300 Bloor-Danforth ດໍ ັ ສ	EW	B/E/MtD/Q
126 Christie ດໍ ັ ສ	NS	MtD
127 Davenport ດໍ ັ ສ	EW	MtD
141 Downtown/Mt Pleasant Express	NS	MtD
329 Dufferin ຜູ ດໍ ັ ສ	NS	MtD/Wil
26 Dupont ດໍ ັ ສ	EW	MtD
32 Eglinton West ດໍ ັ ສ	EW	MtD
307 Eglinton West ດໍ ັ ສ	EW	MtD
40 Junction ດໍ ັ ສ	EW	MtD
41 Keele ດໍ ັ ສ	NS	MtD

47 Lansdowne ດໍ ັ ສ	NS	MtD
52 Lawrence West	EW	MtD
352 Lawrence West	EW	MtD
58 Malton ດໍ ັ ສ	EW	MtD
59 Maple Leaf	EW	MtD
171 Mt Dennis	NS	MtD
63 Ossington ດໍ ັ ສ	NS	MtD
316 Ossington ດໍ ັ ສ	NS	MtD/Wil
161 Rogers Rd ດໍ ັ ສ	EW	MtD
71 Runnymede	NS	MtD
79 Scarlett Rd ດໍ ັ ສ	NS	MtD
77 Swansea	NS	MtD
168 Symington ດໍ ັ ສ	NS	MtD
90 Vaughan	NS	MtD
55 Warren Park ດໍ ັ ສ	NS	MtD
94 Wellesley ດໍ ັ ສ	EW	MtD
89 Weston ດໍ ັ ສ	NS	MtD
320 Yonge ດໍ ັ ສ	NS	Egl/Wil/MtD

QUEENSWAY DIVISION

192 Airport Rocket ດໍ ັ ສ	NS	Qsy
49 Bloor West ດໍ ັ ສ	EW	Qsy
300 Bloor-Danforth ດໍ ັ ສ	EW	B/E/MtD/Q
50 Burnhamthorpe ດໍ ັ ສ	EW	Qsy
145 Downtown/Humber Bay Express ດໍ ັ ສ	NS	Qsy
111 East Mall ດໍ ັ ສ	NS	Qsy
15 Evans ດໍ ັ ສ	EW	Qsy
110 Islington South ດໍ ັ ສ	NS	Qsy
44 Kipling South ດໍ ັ ສ	NS	Qsy
45 Kipling ດໍ ັ ສ	NS	Qsy
30 Lambton ດໍ ັ ສ	EW	Qsy
66 Prince Edward ດໍ ັ ສ	NS	Qsy
80 Queensway ດໍ ັ ສ	EW	Qsy
48 Rathburn ດໍ ັ ສ	EW	Qsy
73 Royal York ດໍ ັ ສ	NS	Qsy
76 Royal York South ດໍ ັ ສ	NS	Qsy
123 Shorncliffe ດໍ ັ ສ	NS	Qsy
112 West Mall ດໍ ັ ສ	NS	Qsy

RONCESVALLES DIVISION

511 Bathurst ຜູ	NS	Ron
506 Carlton ຜູ	EW	Ron/Rus
306 Carlton ຜູ	EW	Ron/Rus
505 Dundas ຜູ	EW	Ron/Rus
509 Harbourfront ຜູ	EW	Ron
504 King ຜູ	EW	Ron/Rus
508 Lake Shore ຜູ	EW	Ron
501 Queen ຜູ	EW	Ron/Rus
301 Queen ຜູ	EW	Ron/Rus
512 St Clair ຜູ	EW	Ron

RUSSELL DIVISION

506 Carlton ຜູ	EW	Ron/Rus
306 Carlton ຜູ	EW	Ron/Rus
502 Downtowner ຜູ	EW	Rus
505 Dundas ຜູ	EW	Ron/Rus
504 King ຜູ	EW	Ron/Rus

503 Kingston Rd ຜູ	EW	Rus
501 Queen ຜູ	EW	Ron/Rus
301 Queen ຜູ	EW	Ron/Rus
510 Spadina ຜູ	NS	Rus

WILSON DIVISION — BUS

117 Ainess ດໍ ັ ສ	NS	Wil
61 Avenue Rd North ດໍ ັ ສ	NS	Wil
7 Bathurst ຜູ ດໍ ັ ສ	NS	Wil
160 Bathurst North ຜູ ດໍ ັ ສ	NS	Wil
310 Bathurst ຜູ ດໍ ັ ສ	NS	Wil
11 Bayview ດໍ ັ ສ	NS	Wil
42 Cummer ດໍ ັ ສ	EW	Wil
28 Davisville ດໍ ັ ສ	EW	Wil
142 Downtown/Avenue Rd Express ດໍ ັ ສ	NS	Wil
125 Drewry ດໍ ັ ສ	EW	Wil
29 Dufferin ຜູ ດໍ ັ ສ	NS	Wil
105 Dufferin North ດໍ ັ ສ	NS	Wil
329 Dufferin ຜູ ດໍ ັ ສ	NS	MtD/Wil
193 Exhibition Rocket ຜູ ດໍ ັ ສ	NS	Wil
104 Faywood ດໍ ັ ສ	NS	Wil
33 Forest Hill ດໍ ັ ສ	NS	Wil
14 Glencairn ດໍ ັ ສ	EW	Wil
122 Graydon Hall ດໍ ັ ສ	EW	Wil
107 Keele North ດໍ ັ ສ	NS	Wil
162 Lawrence-Donway ດໍ ັ ສ	EW	Wil
56 Leaside ດໍ ັ ສ	NS	Wil
51 Leslie ດໍ ັ ສ	NS	Wil
74 Mt Pleasant ດໍ ັ ສ	NS	Wil
103 Mt Pleasant North ດໍ ັ ສ	NS	Wil
316 Ossington ດໍ ັ ສ	NS	MtD/Wil
109 Ranee ດໍ ັ ສ	NS	Wil
82 Rosedale ດໍ ັ ສ	EW	Wil
75 Sherbourne ຜູ ດໍ ັ ສ	NS	Wil
115 Silver Hills ດໍ ັ ສ	EW	Wil
88 South Leaside ດໍ ັ ສ	EW	Wil
78 St Andrews ດໍ ັ ສ	EW	Wil
124 Sunnybrook ດໍ ັ ສ	EW	Wil
10 Van Horne ດໍ ັ ສ	EW	Wil
98 Willowdale-Senlac ດໍ ັ ສ	EW	Wil
97 Yonge ດໍ ັ ສ	NS	Wil
320 Yonge ດໍ ັ ສ	NS	Egl/Wil/MtD
95 York Mills ດໍ ັ ສ	EW	Mal/Wil
106 York University ດໍ ັ ສ	NS	Wil
196 York University Rocket ດໍ ັ ສ	NS	Wil

WILSON DIVISION — SUBWAY




































1 Yonge-University-Spadina Subway	NS	WilSub
4 Sheppard Subway	EW	WilSub

WHEEL-TRANS OPERATIONS












404 East York Community Bus ດໍ ັ ສ	EW	W-T
400 Lawrence Manor Community Bus ດໍ ັ ສ	EW	W-T
402 Parkdale Community Bus ດໍ ັ ສ	NS	W-T
403 South Don Mills Community Bus ດໍ ັ ສ	NS	W-T
405 Etobicoke Community Bus ດໍ ັ ສ	EW	W-T























**List of rapid transit stations, with connecting routes**

**1 YONGE-UNIVERSITY-SPADINA SUBWAY**

Finch  & 	36, 39, 42, 53, 60, 97, 125, 199, GO buses, York Region Transit, VIVA, Brampton Transit
North York Centre  & 	97, GO buses
Sheppard-Yonge  & 	4, 84, 85, 97, 98, 196, GO buses
York Mills  & 	78, 95, 96, 97, 115, 122, 165, GO buses
Lawrence 	52, 97, 124, 162
Eglinton  & 	5, 32, 34, 51, 54, 56, 61, 97, 100, 103
Davisville  & 	11, 14, 28, 97
St Clair  & 	74, 88, 97, 512
Summerhill 	97
Rosedale 	82, 97
Bloor-Yonge  & 	2, 97
Wellesley  & 	94, 97
College 	97, 506
Dundas  & 	97, 505
Queen  & 	97, 141, 142, 143, 144, 501, 502
King 	97, 503, 504, 508
Union  & 	6, 72, 97, 503, 509, 510, GO trains/buses
St Andrew (King Street) 	503, 504, 508
Osgoode (Queen Street)  & 	141, 142, 143, 144, 501, 502
St Patrick (Dundas Street) 	142, 505
Queen’s Park (College Street)  & 	5, 142, 506
Museum	5, 94, 142
St George  &	2, 26
Spadina *	2, 127, 510
Dupont	26, 127
St Clair West	7, 33, 90, 126, 512
Eglinton West  &	32, 63, 109
Glencairn	14
Lawrence West  &	52, 58, 59, 109, 400
Yorkdale	47, 109, GO buses, York Region Transit
Wilson	7, 29, 96, 104, 120, 160, 165
Downsview  &	84, 101, 105, 106, 107, 108, 117, 196, VIVA










**2 BLOOR-DANFORTH SUBWAY**

Kipling  & 	30, 44, 45, 46, 49, 111, 112, 123, 191, 192, GO trains
Islington 	37, 50, 110, Mississauga Transit
Royal York 	15, 48, 73, 76
Old Mill 	66
Jane  & 	26, 35, 55
Runnymede  & 	71, 77, 79
High Park 	30
Keele 	41, 80, 89









Dundas West  & 	40, 168, 193 ✪, 504, 505, GO trains
Lansdowne 	47
Dufferin 	29, 402
Ossington 	63, 94, 161
Christie 	126
Bathurst  & 	7, 511
Spadina  & * 	1, 127, 510
St George  & 	1, 26
Bay (Yorkville) 	6
Bloor-Yonge  & 	1, 97
Sherbourne 	75
Castle Frank  & 	65, 94
Broadview  & 	8, 62, 87, 100, 504, 505
Chester 	
Pape 	25, 72, 81
Donlands  &	56, 83
Greenwood	31
Coxwell	22, 70
Woodbine	91, 92
Main Street  &	20, 23, 62, 64, 87, 113, 135, 506, GO trains
Victoria Park	12, 24, 67, 404
Warden	9, 16, 17, 68, 69, 70, 102, 135
Kennedy  &	3, 12, 20, 21, 34, 43, 57, 86, 113, 116, 131, GO trains



\* No level access to 1 YONGE-UNIVERSITY-SPADINA subway platforms at Spadina Stn







**3 SCARBOROUGH RT**

Kennedy  & 	2, 12, 20, 21, 34, 43, 57, 86, 113, 116, 131, GO trains
Lawrence East  & 	54
Ellesmere 	95
Midland 	57
Scarborough Centre  & 	9, 16, 21, 38, 43, 129, 130, 131, 132, 133, 134, 169, 190, 199, GO buses
McCowan 	9, 134











**4 SHEPPARD SUBWAY**








Sheppard-Yonge  & 	1, 84, 85, 97, 98, 196, GO buses
Bayview  & 	11, 85
Leslie  & 	51, 85, GO trains
Bessarion  & 	85

Don Mills  & 	10, 24, 25, 85, 139, 167, 169, 190, 224, York Region Transit, VIVA
---	---

510 SPADINA streetcar and 509 HARBOURFRONT streetcar	
Spadina 	2, 127, 510
Queens Quay (Ferry Docks) 	6, 97, 509, 510
Union  & 	1, 6, 72, 97, 503, 509, 510, GO trains/buses
Exhibition  & 	29, 509, 511, GO trains

**GO TRAIN STATIONS SERVED BY TTC**

Toronto – Union Station  & 	See Union Station
Long Branch 	110, 123, 501, 508, Mississauga Transit
Mimico 	76
Exhibition  & 	29, 509, 511
Danforth  & 	See Main Street Station
Scarborough  & 	9, 12, 16, 20, 102, 113
Eglinton	9, 34, 86, 116
Guildwood  &	86, 116
Rouge Hill  &	38, 54, 85, Durham Region Transit
Malton  &	58, Mississauga Transit
Etobicoke North  &	37, 45, Mississauga Transit
Weston  &	52, 58, 59, 79, 89
Bloor	See Dundas West Station
Maple  &	107, York Region Transit
Rutherford  &	107, York Region Transit
York University  &	41
Old Cummer  &	39, 42, 51
Oriole  &	4, 10, 51, 85, 115, 169
Kipling	See Kipling Station
Mount Joy  &	102, York Region Transit
Markham  &	102, York Region Transit
Centennial  &	129, York Region Transit
Milliken  &	43, 53, 57, York Region Transit
Agincourt  &	43, 57, 85
Kennedy  &	See Kennedy Station

-  – Elevators to all levels
-  &  – Station fully accessible
-  & <sub>SB</sub> – Level access to southbound platform (obstacles may exist at doors)
-  & <sub>Bus</sub> – Level access from street to accessible buses (obstacles may exist at doors)
- ✪ – Seasonal, special-event, or temporary construction service

Twenty-nine of the TTC's 69 stations are accessible

Toronto Transit Commission  
**List of transit vehicles**

Type	Vehicle number series	Model	Vehicles in service	Garage/ Carhouse	Built	Seats	Length	Track Gauge	Accessible?	Air conditioned?	Fuel/ Propulsion	Manufacturer
Bus	1000-1149	Orion VII	150	Mal, MtD	2006	38	12 m	-	Low floor &	Yes	Diesel-electric	Orion Bus Industries
Bus	1200-1423	Orion VII "Next Gen"	224	Arw, MtD, Wil	2007-2008	36	12 m	-	Low floor &	Yes	Diesel-electric	Daimler Buses North America
Bus	1500-1689	Orion VII "Next Gen"	190	MtD, Wil	2008	36	12 m	-	Low floor &	Yes	Diesel-electric	Daimler Buses North America
Bus	1700-1829	Orion VII "Next Gen"	130	Mal, Wil	2009	36	12 m	-	Low floor &	Yes	Diesel-electric	Daimler Buses North America
Bus	2240-2858	T6H5307N "New Look"	63	MtD, Wil	1981-1983	39	12 m	-	No	No	Diesel	General Motors
Bus	6210-6293	TC40102N "Classic"	2	MtD	1987	40	12 m	-	No	No	Diesel	General Motors
Bus	7000-7134	Orion V	135	Mal	1996	36	12 m	-	Lift &	Yes	Diesel	Orion Bus Industries
Bus	7200-7251	RTS	52	Arw	1998	39	12 m	-	Lift &	Yes	Diesel	Nova Bus
Bus	7300-7350	D40LF	51	Qsy	1998-1999	35	12 m	-	Low floor &	Yes	Diesel	New Flyer Industries
Bus	7400-7881	Orion VII	482	Bir, Egl	2002-2005	38	12 m	-	Low floor &	Yes	Diesel	Orion Bus Industries
Bus	7900-7979	Orion VII	80	Arw, Bir, Qsy	2006	38	12 m	-	Low floor &	Yes	Diesel	Orion Bus Industries
Bus	8000-8099	Orion VII	100	Qsy	2007	38	12 m	-	Low floor &	Yes	Diesel	DaimlerChrysler CBNA
Bus	8100-8219	Orion VII "Next Gen"	119 of 120 <sup>2</sup>	Wil	2010	36	12 m	-	Low floor &	Yes	Diesel	Daimler Buses North America
Bus	-	Orion VII "Next Gen"	35 <sup>1</sup>	-	2011	36	12 m	-	Low floor &	Yes	Diesel	Daimler Buses North America
Bus	-	Orion VII "Next Gen"	60 <sup>1</sup>	-	2012	36	12 m	-	Low floor &	Yes	Diesel	Daimler Buses North America
Bus	9400-9449	Orion V	50	Wil	1996	37	12 m	-	Lift &	Yes	Diesel	Orion Bus Industries
Community Bus	9700-9706	Orion II	7	W-T	1991	17	8 m	-	Low floor &	Yes	Diesel	Ontario Bus Industries
Wheel-Trans Bus	9751-9889	ELF	138	W-T	1999-2003	5	7 m	-	Low floor &	Yes	Diesel	Overland Custom Coach
Wheel-Trans Bus	W100-W209	The Friendly Bus	110 <sup>2</sup>	W-T	2009-2010	8	8 m	-	Low floor &	Yes	Diesel	American Bus Products Inc.
Streetcar	4000-4199	CLRV L-1, L-2	195	Ron, Rus	1977-1981	42-46	15 m	1495 mm	No	1 of 195	Electric	UTDC/SIG/Hawker Siddeley
Streetcar	4200-4251	ALRV L-3	52	Ron, Rus	1987-1989	61	23 m	1495 mm	No	No	Electric	UTDC/Can Car Rail
Streetcar	-	FLEXITY	0 of 204 <sup>1</sup>	-	2011-2018	69	30 m	1495 mm	Low floor &	Yes	Electric	Bombardier Inc.
Light rail car	-	FLEXITY	0 of 183 <sup>3</sup>	-	2013-2020	60	30 m	1435 mm	Low floor &	Yes	Electric	Bombardier Inc.
Rapid transit car	3000-3027	S-1	28	McCowan	1983-1986	30	13 m	1435 mm	Level boarding &	Yes	Electric	UTDC/Metro Canada Ltd.
Subway car	5000-5371	T-1	372	GrnSub/WilSub	1995-2001	66	23 m	1495 mm	Level boarding &	Yes	Electric	Bombardier Inc.
Subway car	5381-5766	Toronto Rocket	0 of 234 <sup>1</sup>	-	2009-2011	60-68	23 m	1495 mm	Level boarding &	Yes	Electric	Bombardier Inc.
Subway car	-	Toronto Rocket	0 of 186 <sup>1</sup>	-	2012-2013	60-68	23 m	1495 mm	Level boarding &	Yes	Electric	Bombardier Inc.
Subway car	5576-5663	H-4	44	GrnSub	1974-1975	77	23 m	1495 mm	Level boarding &	No	Electric	Hawker Siddeley
Subway car	5670-5807	H-5	136	WilSub	1976-1979	76	23 m	1495 mm	Level boarding &	Yes	Electric	Hawker Siddeley
Subway car	5810-5935	H-6	126	GrnSub	1986-1989	76	23 m	1495 mm	Level boarding &	Yes	Electric	UTDC/Can Car Rail

Updated November 1, 2010. Sources: *Bus Maintenance Department Active Bus Allocation* and *Vehicle Roster Lists – Surface Vehicle Engineering*.

Abbreviations

Arw ..... Arrow Road  
 Bir ..... Birchmount  
 Egl ..... Eglinton  
 GrnSub..... Greenwood Subway  
 Mal ..... Malvern  
 MtD ..... Mount Dennis  
 Qsy..... Queensway  
 Ron..... Roncesvalles  
 Rus ..... Russell  
 WilSub ..... Wilson Subway  
 W-T ..... Wheel-Trans  
 Wil..... Wilson Bus

"Vehicles in service" notes

1. Approved by Commission for future delivery.
2. Deliveries of new vehicles in progress.
3. Ordered by Metrolinx for future delivery.