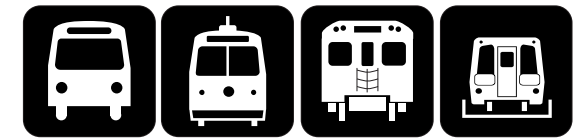


TORONTO TRANSIT COMMISSION



Service Summary

October 10, 2010
to
November 20, 2010

Available Online



SERVICE SUMMARY – Introduction

This is a summary of all transit service operated by the Toronto Transit Commission for the period indicated. All rapid transit, streetcar, bus, and community bus routes and services are listed. The summary identifies the routes, gives the names and destinations, the garage or carhouse from which the service is operated, the characteristics of the service, and the times of the first and last trips on each route. The headway operated on each route is shown, together with the combined or average headway on the route, if more than one branch is operated. The number and type of vehicles operated on the route are listed, as well as the round-trip driving time, the total terminal time, and the average speed of the route (driving time only, not including terminal time).

The first and last trip times shown are the departure times for the first or last trip which covers the entire branch. In some cases, earlier or later trips are operated which cover only part of the routing, and the times for these trips are not shown.

Additional notes are shown for routes which interline with other routes, which are temporarily operating over different routings, or which are temporarily operating with buses instead of streetcars.

Headways are shown in minutes and seconds. Running times and terminal times are shown in minutes. Distances are shown in kilometres, and speeds are shown in kilometres per hour.

The map on the cover is a current map of the TTC route network for the period covered by this summary.

At the end of the document is a summary of the number of vehicles and trains operated, by time period, a list of all TTC routes (in alphabetical order, in numerical order, and grouped by division), a list of all connections at rapid transit stations, and a list of transit vehicles.

This document is available the ttc.ca Internet web site at:

http://www3.ttc.ca/About_the_TTC/Transit_planning.jsp

and on the internal TTC Intranet (TTC computers only) at:

<http://home.ttc/serviceplanning/> then "Route and System Information"

TTC board periods in 2010

January 3 to February 13, 2010
February 14 to March 27, 2010
March 28 to May 8, 2010
May 9 to June 19, 2010
June 20 to July 31, 2010
August 1 to September 4, 2010
September 5 to October 9, 2010
October 10 to November 20, 2010
November 21 to December 18, 2010
December 19, 2010 to January 1, 2011

TTC board periods in 2011

January 2 to February 12, 2011
February 13 to March 26, 2011
March 27 to May 7, 2011
May 8 to June 18, 2011
June 19 to July 30, 2011
July 31 to September 3, 2011
September 4 to October 8, 2011
October 9 to November 19, 2011
November 20 to December 17, 2011
December 18 to December 31, 2011

Abbreviations

Avg spd..... Average speed (km/h)	NB	Northbound
Dep	SB	Southbound
RT	EB	Eastbound
Term	WB.....	Westbound
Veh type ... Vehicle type	&	Accessible service

Division abbreviations

Arw..... Arrow Road	Mal	Malvern	Rus	Russell
Bir	MtD	Mount Dennis	Wil	Wilson Bus
DanSub	Qsy	Queensway	WilSub	Wilson Subway
Egl	Ron.....	Roncesvalles	W-T	Wheel-Trans

Vehicle abbreviations

6carHT Six-car train of H- or T-series 23-metre subway cars
4carT..... Four-car train of T-series 23-metre subway cars
4carS..... Four-car train of S-series 13-metre Scarborough RT cars
ALRV Articulated 23-metre high-floor streetcar (*Canadian Light Rail Vehicle*)
ALRV Articulated 23-metre high-floor streetcar (*Articulated Light Rail Vehicle*)
LF..... 12-metre low-floor accessible bus (*New Flyer D40LF, Orion VII*)
Lift 12-metre high-floor lift-equipped accessible bus (*Orion V with lift and Nova RTS with lift*)
HF 12-metre high-floor bus (*GM "New Look," GM/MCI Classic, and Orion V*)
CB 8-metre low-floor accessible Community Bus (*Orion II*)

Time period definitions

Service is shown by time period. The approximate times for these periods are listed below. Some variation exists between routes, and these times should be used as a guide only.

MONDAY TO FRIDAY	SATURDAY and SUNDAY
Morning peak period600a to 900a	Early morning 600a to 800a
Midday 900a to 300p	Morning800a to 1200noon
Afternoon peak period..... 300p to 700p	Afternoon 1200noon to 700p
Early evening 700p to 1000p	Early evening700p to 1000p
Late evening 1000p to 100a	Late evening 1000p to 100a
Overnight.....200a to 500a	Overnight 200a to 500a (900a Sundays)

Holiday service in 2010

New Year's Day, Friday, Jan. 1, 2010	Sunday service	Labour Day, Monday, September 6	Holiday service
Family Day, Monday, February 15.....	Holiday service	Thanksgiving Day, Monday, Oct. 11	Holiday service
Good Friday, Friday, April 2	Holiday service	Christmas Day, Saturday, Dec. 25	Sunday service
Victoria Day, Monday, May 24.....	Holiday service	Boxing Day, Sunday, December 26	Sunday service
Canada Day, Thursday, July 1	Holiday service	Monday, December 27, 2010.....	Holiday service
Simcoe Day, Monday, August 2	Holiday service	New Year's Day, Saturday, Jan. 1, 2011.	Sunday service

"Holiday service" means that routes which operate on Sundays will operate at the same levels of service as on Sundays, but service will start earlier in the morning, at about the same time as on Saturdays.



SERVICE SUMMARY

October 10 to November 20, 2010

Route	RT dist (km) and date of last change	No. of Veh	Service interval	Run time (min)	Term time (min)	Avg spd (km/h)	No. of Veh	Service interval	Run time (min)	Term time (min)	Avg spd (km/h)	No. of Veh	Service interval	Run time (min)	Term time (min)	Avg spd (km/h)	No. of Veh	Service interval	Run time (min)	Term time (min)	Avg spd (km/h)	No. of Veh	Service interval	Run time (min)	Term time (min)	Avg spd (km/h)	First dep NB or WB	First dep SB or EB	Last dep NB or WB	Last dep SB or EB													
RAPID TRANSIT SERVICES																																											
2 BLOOR-DANFORTH &	DanSub																																										
Monday to Friday	07-Sep-10	Monday-Friday morning peak period				Monday-Friday midday				Monday-Friday afternoon peak period				Monday-Friday early evening				Monday-Friday late evening																									
2 Kipling Stn – Kennedy Stn	52.46	6carHT	43	2 ' 21 "	101	0	31.2	6carHT	24	4 ' 16 "	102	0	30.8	6carHT	40	2 ' 31 "	101	0	31.3	6carHT	24	4 ' 04 "	98	0	32.3	6carHT	20	4 ' 52 "	97	0	32.4	543a	541a	131a	131a								
Saturday	19-May-07	Saturday early morning				Saturday morning				Saturday afternoon				Saturday early evening				Saturday late evening																									
2 Kipling Stn – Kennedy Stn	52.46	6carHT	20	4 ' 52 "	97	0	32.3	6carHT	20	4 ' 52 "	97	0	32.3	6carHT	21	4 ' 43 "	99	0	31.8	6carHT	20	4 ' 52 "	97	0	32.3	6carHT	20	4 ' 52 "	97	0	32.3	548a	548a	131a	131a								
Sunday	13-May-07	Sunday morning				Sunday afternoon				Sunday early evening				Sunday late evening																													
2 Kipling Stn – Kennedy Stn	52.46	6carHT	20	4 ' 52 "	97	0	32.3	6carHT	20	4 ' 52 "	97	0	32.3	6carHT	20	4 ' 52 "	97	0	32.3	6carHT	20	4 ' 52 "	97	0	32.3	6carHT	20	4 ' 52 "	97	0	32.3	848a	848a	131a	131a								
300 BLOOR-DANFORTH &	MtD/Bir/Egl/Qsy																																										
Overnight, 7 days a week	10-May-09	Monday-Friday overnight				Saturday overnight				Sunday overnight				Sunday Morning																													
300 West Mall – Warden	50.95	LF	4	30 ' 00 "	120	0	25.5	LF	4	30 ' 00 "	120	0	25.5	LF	4	30 ' 00 "	120	0	25.5	LF	9	13 ' 30 "	120	1	25.5																		
300A Pearson Airport – Warden	75.97	LF	5	30 ' 00 "	150	0	30.4	LF	5	30 ' 00 "	150	0	30.4	LF	5	30 ' 00 "	150	0	30.4	LF	11	13 ' 30 "	140	8	32.5																		
Combined/Average			9	15 ' 00 "				9	15 ' 00 "				9	15 ' 00 "				20	6 ' 45 "																								
3 SCARBOROUGH RT &	DanSub																																										
Monday to Friday	07-Sep-10	Monday-Friday morning peak period				Monday-Friday midday				Monday-Friday afternoon peak period				Monday-Friday early evening				Monday-Friday late evening																									
3 Kennedy Stn – McCowan Stn	12.81	4carS	6	3 ' 30 "	21	0	36.6	4carS	4	5 ' 30 "	22	0	34.9	4carS	6	3 ' 40 "	22	0	34.9	4carS	4	5 ' 30 "	22	0	34.9	4carS	4	5 ' 30 "	22	0	34.9	545a	601a	120a	135a								
Saturday	11-Sep-10	Saturday early morning				Saturday morning				Saturday afternoon				Saturday early evening				Saturday late evening																									
3 Kennedy Stn – McCowan Stn	12.81	4carS	4	5 ' 30 "	22	0	34.9	4carS	4	5 ' 30 "	22	0	34.9	4carS	4	5 ' 30 "	22	0	34.9	4carS	4	5 ' 30 "	22	0	34.9	4carS	4	5 ' 30 "	22	0	34.9	550a	605a	120a	135a								
Sunday	05-Sep-10	Sunday morning				Sunday afternoon				Sunday early evening				Sunday late evening																													
3 Kennedy Stn – McCowan Stn	12.81	4carS	4	5 ' 30 "	22	0	34.9	4carS	4	5 ' 30 "	22	0	34.9	4carS	4	5 ' 30 "	22	0	34.9	4carS	4	5 ' 30 "	22	0	34.9	4carS	4	5 ' 30 "	22	0	34.9	855a	907a	120a	135a								
																												McCowan to Kennedy is WB;				Kennedy to McCowan is EB											
4 SHEPPARD SUBWAY &	WISub																																										
Monday to Friday	25-Nov-02	Monday-Friday morning peak period				Monday-Friday midday				Monday-Friday afternoon peak period				Monday-Friday early evening				Monday-Friday late evening																									
4 Sheppard-Yonge Stn – Don Mills Stn	10.94	4carT	4	5 ' 30 "	22	0	29.8	4carT	4	5 ' 30 "	22	0	29.8	4carT	4	5 ' 30 "	22	0	29.8	4carT	4	5 ' 30 "	22	0	29.8	4carT	4	5 ' 30 "	22	0	29.8	531a	542a	225a	214a								
Saturday	30-Nov-02	Saturday early morning				Saturday morning				Saturday afternoon				Saturday early evening				Saturday late evening																									
4 Sheppard-Yonge Stn – Don Mills Stn	10.94	4carT	4	5 ' 30 "	22	0	29.8	4carT	4	5 ' 30 "	22	0	29.8	4carT	4	5 ' 30 "	22	0	29.8	4carT	4	5 ' 30 "	22	0	29.8	4carT	4	5 ' 30 "	22	0	29.8	547a	558a	225a	214a								
Sunday	24-Nov-02	Sunday morning				Sunday afternoon				Sunday early evening				Sunday late evening																													
4 Sheppard-Yonge Stn – Don Mills Stn	10.94	4carT	4	5 ' 30 "	22	0	29.8	4carT	4	5 ' 30 "	22	0	29.8	4carT	4	5 ' 30 "	22	0	29.8	4carT	4	5 ' 30 "	22	0	29.8	4carT	4	5 ' 30 "	22	0	29.8	849a	900a	225a	214a								



SERVICE SUMMARY

October 10 to November 20, 2010

Route	RT dist (km) and date of last change	No. of					Run time					Term time					Avg spd					First dep NB or WB	First dep SB or EB	Last dep NB or WB	Last dep SB or EB										
		Veh type	Veh	Service interval	(min)	(min)	(km/h)	Veh type	Veh	Service interval	(min)	(min)	(km/h)	Veh type	Veh	Service interval	(min)	(min)	(km/h)	Veh type	Veh					Service interval	(min)	(min)	(km/h)						
1 YONGE-UNIVERSITY-SPADINA SUBWAY &	W/ISub/Egl/MtD/Wil	Temporary late evening closure for tunnel liner replacement, Sunday to Friday. Trains replaced by buses north of Eglinton Station after approximately 12:30 a.m.																																	
Monday to Friday	07-Sep-10	Monday-Friday morning peak period					Monday-Friday midday					Monday-Friday afternoon peak period					Monday-Friday early evening					Monday-Friday late evening													
1 Finch Stn – Downsview Stn	60.45	6carHT	25	4 ' 42 "	118	0	30.9	6carHT	29	4 ' 04 "	118	0	30.7	6carHT	47	2 ' 31 "	118	0	30.7	6carHT	27	4 ' 15 "	115	0	31.6	6carHT	23	4 ' 52 "	112	0	32.4	603a	540a	1141p	1215a
1 Finch Stn – St Clair West Stn	45.06	6carHT	19	4 ' 42 "	89	0	30.3																												
Gap Trains		6carHT	3	Gap Trains																															
1 Eglinton Stn – Downsview Stn	43.46																									6carHT	18	4 ' 52 "	88	0	29.8			118a	128a
1 Eglinton Stn – Finch Stn replacement bus	22.49																									LF	18	3 ' 00 "	54	0	25.0	1213a	1208a	210a	150a
Combined/Average			47	2 ' 21 "				29	4 ' 04 "				48	2 ' 31 "						27	4 ' 15 "														
Saturday	06-Sep-08	Saturday early morning					Saturday morning					Saturday afternoon					Saturday early evening					Saturday late evening													
1 Finch Stn – Downsview Stn	60.45	6carHT	23	4 ' 52 "	112	0	32.4	6carHT	28	4 ' 03 "	113	0	32.0	6carHT	28	4 ' 03 "	113	0	32.0	6carHT	23	4 ' 52 "	112	0	32.4	6carHT	23	4 ' 52 "	112	0	32.4	600a	557a	118a	116a
Sunday	15-Feb-09	Sunday morning					Sunday afternoon					Sunday early evening					Sunday late evening																		
1 Finch Stn – Downsview Stn	60.45							6carHT	23	4 ' 52 "	112	0	32.4	6carHT	23	4 ' 52 "	112	0	32.4	6carHT	23	4 ' 52 "	112	0	32.4	6carHT	23	4 ' 52 "	112	0	32.4	900a	857a	1141p	1215a
1 Eglinton Stn – Downsview Stn	43.46																									6carHT	18	4 ' 52 "	88	0	29.8			118a	128a
1 Eglinton Stn – Finch Stn replacement bus	22.49																									LF	12	4 ' 30 "	54	0	25.0	1213a	1208a	210a	150a
																																			Finch to Downsview is SB; Downsview to Finch is NB
320 YONGE &	Egl/MtD/Wil	Monday-Friday overnight					Saturday overnight					Sunday overnight																							
Overnight, 7 days a week	05-Sep-10	LF	6	15 ' 00 "	90	0	24.1	LF	6	15 ' 00 "	90	0	24.1	LF	6	15 ' 00 "	90	0	24.1																
320 Queens Quay – Steeles	36.19																																		
																																			Additional service operates 130a to 300a and 500a to 600a
																																			Additional service operates 130a to 300a and 500a to 600a
																																			Additional service operates 130a to 300a and 600a to 900a



SERVICE SUMMARY

October 10 to November 20, 2010

Route	RT dist (km) and date of last change	No. of Veh	Service interval	Run time (min)	Term time (min)	Avg spd (km/h)	No. of Veh	Service interval	Run time (min)	Term time (min)	Avg spd (km/h)	No. of Veh	Service interval	Run time (min)	Term time (min)	Avg spd (km/h)	No. of Veh	Service interval	Run time (min)	Term time (min)	Avg spd (km/h)	No. of Veh	Service interval	Run time (min)	Term time (min)	Avg spd (km/h)	First dep NB or WB	First dep SB or EB	Last dep NB or WB	Last dep SB or EB
-------	--------------------------------------	------------	------------------	----------------	-----------------	----------------	------------	------------------	----------------	-----------------	----------------	------------	------------------	----------------	-----------------	----------------	------------	------------------	----------------	-----------------	----------------	------------	------------------	----------------	-----------------	----------------	--------------------	--------------------	-------------------	-------------------

STREETCAR SERVICES

511 BATHURST	Ron																																		
Monday to Friday	07-Sep-10		Monday-Friday morning peak period				Monday-Friday midday				Monday-Friday afternoon peak period				Monday-Friday early evening				Monday-Friday late evening																
511 Bathurst Stn – Exhibition	9.41	CLR	9	5' 40"	46	5	12.3	CLR	9	5' 40"	48	3	11.8	CLR	9	6' 00"	48	6	11.8	CLR	5	9' 00"	44	1	12.8	CLR	4	10' 00"	40	0	14.1	520a	520a	130a	130a
Saturday	11-Sep-10		Saturday early morning				Saturday morning				Saturday afternoon				Saturday early evening				Saturday late evening																
511 Bathurst Stn – Exhibition	9.41	CLR	7	6' 00"	42	0	13.4	CLR	8	6' 15"	46	4	12.3	CLR	8	6' 15"	46	4	12.3	CLR	7	7' 00"	43	6	13.1	CLR	5	8' 00"	40	0	14.1	523a	501a	132a	128a
Sunday	05-Sep-10		Sunday morning				Sunday afternoon				Sunday early evening				Sunday late evening																				
511 Bathurst Stn – Exhibition	9.41	CLR	5	9' 30"	45	3	12.5	CLR	6	8' 20"	45	5	12.5	CLR	4	10' 00"	40	0	14.1	CLR	4	10' 00"	40	0	14.1	CLR	4	10' 00"	40	0	14.1	850a	828a	130a	130a
Overnight service on Bathurst Street provided by 310 BATHURST																																			

506 CARLTON	Ron/Rus																																			
Monday to Friday	07-Sep-10		Monday-Friday morning peak period				Monday-Friday midday				Monday-Friday afternoon peak period				Monday-Friday early evening				Monday-Friday late evening																	
506 High Park – Main Street Stn	29.63	CLR	32	3' 45"	117	3	15.2	CLR	24	5' 00"	120	0	14.8	CLR	27	4' 40"	123	3	14.5	CLR	15	8' 00"	117	3	15.2	CLR	11	10' 00"	106	4	16.8	530a	512a	1207a	100a	
Saturday	12-Sep-09		Saturday early morning				Saturday morning				Saturday afternoon				Saturday early evening				Saturday late evening																	
506 High Park – Main Street Stn	29.63	CLR	14	7' 09"	100	0	17.8	CLR	18	6' 15"	110	3	16.2	CLR	21	6' 00"	123	3	14.5	CLR	13	8' 30"	110	0	16.1	CLR	11	10' 00"	106	4	16.8	543a	515a	1207a	100a	
Sunday	06-Sep-09		Sunday early morning				Sunday morning				Sunday afternoon				Sunday early evening				Sunday late evening																	
506 High Park – Main Street Stn	29.63	CLR	9	10' 00"	90	0	19.8	CLR	14	7' 00"	95	3	18.7	CLR	18	6' 30"	115	2	15.5	CLR	10	11' 00"	110	0	16.2	CLR	9	11' 00"	99	0	18.0	530a	530a	1207a	1256a	

306 CARLTON	Ron/Rus																																		
Overnight, 7 days a week	25-Nov-07		Monday-Friday overnight				Saturday overnight				Sunday overnight																								
306 Dundas West Stn – Main Street Stn	29.63	CLR	3	30' 00"	90	0	19.8	CLR	3	30' 00"	90	0	19.8	CLR	3	30' 00"	90	0	19.8																

502 DOWNTOWNER and 503 KINGSTON RD	Rus																																		
Monday to Friday	07-Sep-10		Monday-Friday morning peak period				Monday-Friday midday				Monday-Friday afternoon peak period																								
502 McCaul – Victoria Park	18.76	CLR	7	12' 00"	84	0	13.4	CLR	4	20' 00"	80	0	14.1	CLR	6	15' 00"	84	6	13.4																
503 York – Victoria Park	17.94	CLR	6	12' 00"	72	0	15.0							CLR	5	15' 00"	72	3	15.0																
Combined/Average			13 6' 00"						11 7' 30"																										
Evening and weekend service on Kingston Road provided by 22 COXWELL. Overnight service on Kingston Road provided by 322 COXWELL.																																			

505 DUNDAS	Ron/Rus																																				
Monday to Friday	07-Sep-10		Monday-Friday morning peak period				Monday-Friday midday				Monday-Friday afternoon peak period				Monday-Friday early evening				Monday-Friday late evening																		
505 Dundas West Stn – Broadview Stn	21.47	CLR	18	5' 30"	94	5	13.7	CLR	19	5' 30"	96	9	13.4	CLR	19	5' 40"	100	8	12.9	CLR	11	8' 00"	83	5	15.5	CLR	6	14' 00"	78	6	16.5	520a	520a	1252a	1249a		
Saturday	11-Sep-10		Saturday early morning				Saturday morning				Saturday afternoon				Saturday early evening				Saturday late evening																		
505 Dundas West Stn – Broadview Stn	21.47	CLR	9	10' 00"	84	6	15.3	CLR	18	6' 00"	104	4	12.4	CLR	24	4' 45"	105	9	12.3	CLR	8	12' 00"	91	5	14.2	CLR	6	14' 00"	78	6	16.5	527a	536a	1251a	1251a		
Sunday	05-Sep-10		Sunday early morning				Sunday morning				Sunday afternoon				Sunday early evening				Sunday late evening																		
505 Dundas West Stn – Broadview Stn	21.47	CLR	4	20' 00"	80	0	16.1	CLR	12	8' 00"	92	4	14.0	CLR	18	5' 40"	94	8	13.7	CLR	8	12' 00"	91	5	14.2	CLR	6	14' 00"	78	6	16.5	530a	530a	1246a	1249a		



TORONTO TRANSIT COMMISSION

SERVICE SUMMARY

October 10 to November 20, 2010

Table with columns for Route, RT dist (km) and date of last change, No. of Veh, Service interval, Run time (min), Term time (min), Avg spd (km/h), and various trip details for routes 509 HARBOURFRONT, 504 KING, and 501 QUEEN. Includes sub-sections for Monday to Friday, Saturday, and Sunday.



TORONTO TRANSIT COMMISSION

SERVICE SUMMARY

October 10 to November 20, 2010

Route	RT dist (km) and date of last change	Monday-Friday					Saturday					Sunday					First dep NB or WB	First dep SB or EB	Last dep NB or WB	Last dep SB or EB																
		Veh type	No. of Veh	Service interval	Run time (min)	Term time (min)	Avg spd (km/h)	Veh type	No. of Veh	Service interval	Run time (min)	Term time (min)	Avg spd (km/h)	Veh type	No. of Veh	Service interval					Run time (min)	Term time (min)	Avg spd (km/h)													
301 QUEEN	Ron/Rus/ Qsy 05-Sep-10	Monday-Friday overnight					Saturday overnight					Sunday overnight																								
501 Long Branch – Neville Park	48.86	ALRV	5	30' 00"	140	10	20.9																													
501 Sunnyside – Neville Park	27.99							ALRV	4	30' 00"	94	26	17.9	ALRV	4	30' 00"	94	26	17.9																	
501 Long Branch – Dundas West Stn	28.70							HF	3	30' 00"	76	14	22.7	HF	3	30' 00"	76	14	22.7																	
512 ST CLAIR	Ron 12-Oct-10	Monday-Friday morning peak period					Monday-Friday midday					Monday-Friday afternoon peak period					Monday-Friday early evening					Monday-Friday late evening														
512 Keele – St Clair Stn	13.99	CLRV	22	2' 55"	56	9	15.1	CLRV	11	6' 00"	56	10	15.0	CLRV	19	3' 30"	58	9	14.5	CLRV	10	6' 00"	56	4	15.0	CLRV	6	9' 00"	52	2	16.1	510a	500a	200a	150a	
		Saturday					Saturday morning					Saturday afternoon					Saturday early evening					Saturday late evening														
512 Keele – St Clair Stn	13.99	CLRV	6	8' 40"	50	2	16.8	CLRV	10	6' 00"	56	4	15.0	CLRV	13	5' 00"	58	7	14.5	CLRV	8	7' 00"	54	2	15.5	CLRV	6	9' 00"	52	2	16.1	511a	500a	201a	150a	
		Sunday					Sunday morning					Sunday afternoon					Sunday early evening					Sunday late evening														
512 Keele – St Clair Stn	13.99	CLRV	5	10' 00"	48	2	17.5	CLRV	8	7' 30"	56	4	15.0	CLRV	9	7' 00"	58	5	14.5	CLRV	7	8' 00"	54	2	15.5	CLRV	6	9' 00"	52	2	16.1	520a	457a	201a	151a	
312 ST CLAIR &	Arw 20-Jun-10	Monday-Friday overnight					Saturday overnight					Sunday overnight																								
312 Jane Stn – St Clair Stn	21.71	LF	2	30' 00"	60	0	21.7	LF	2	30' 00"	60	0	21.7	LF	2	30' 00"	60	0	21.7																	
510 SPADINA	Rus 07-Sep-10	Monday-Friday morning peak period					Monday-Friday midday					Monday-Friday afternoon peak period					Monday-Friday early evening					Monday-Friday late evening														
510 Spadina Stn – Queens Quay	8.06	Operates earlier and later trips to Queens Quay and Spadina																			515a	500a	616a	600a												
510 Spadina Stn – Union Stn	12.33	CLRV	7	7' 30"	50	2	14.1	CLRV	9	5' 40"	51	0	14.5	CLRV	9	6' 00"	54	0	13.7	CLRV	9	6' 00"	54	0	13.7	CLRV	8	6' 00"	45	3	15.4	145a	130a	230a	215a	
510 Spadina Stn – King	6.31	CLRV	8	3' 45"	28	2	12.6	CLRV	12	2' 50"	28	6	11.1	CLRV	12	3' 00"	31	5	10.5	CLRV	12	3' 00"	31	5	10.5											
Combined/Average			15	2' 30"					21	1' 53"					21	2' 00"					21	2' 00"					8	6' 00"								
		Every 3rd car operates to Union Stn					Every 3rd car operates to Union Stn					Every 3rd car operates to Union Stn					Every 3rd car operates to Union Stn																			
		Saturday					Saturday morning					Saturday afternoon					Saturday early evening					Saturday late evening														
510 Spadina Stn – Queens Quay	8.06	Operates earlier and later trips to Queens Quay and Spadina																			515a	500a	600a	530a												
510 Spadina Stn – Union Stn	12.33	CLRV	7	6' 17"	44	0	16.8	CLRV	11	5' 00"	52	3	13.5	CLRV	9	6' 00"	54	0	13.7	CLRV	10	5' 00"	50	0	14.8	CLRV	8	6' 00"	44	4	15.4	615a	600a	145a	120a	
510 Spadina Stn – King	6.31							CLRV	6	5' 00"	27	3	12.6	CLRV	12	3' 00"	33	3	10.5	CLRV	6	5' 00"	28	2	12.6											
Combined/Average			7	6' 17"					17	2' 30"					21	2' 00"					16	2' 30"					8	6' 00"								
		Every 3rd car operates to Union Stn					Every 3rd car operates to Union Stn					Every 3rd car operates to Union Stn					Every 3rd car operates to Union Stn																			
		Sunday					Sunday morning					Sunday afternoon					Sunday early evening					Sunday late evening														
510 Spadina Stn – Queens Quay	8.06	Operates earlier and later trips to Queens Quay and Spadina																			515a	500a	600a	530a												
510 Spadina Stn – Union Stn	12.33	CLRV	3	15' 00"	44	1	16.4	CLRV	8	6' 30"	50	2	14.2	CLRV	8	6' 30"	50	2	14.2	CLRV	8	6' 00"	44	4	15.4	CLRV	8	6' 00"	44	4	15.4	610a	545a	145a	120a	
510 Spadina Stn – King	6.31							CLRV	10	3' 15"	30	3	11.6	CLRV	10	3' 15"	30	3	11.6																	
Combined/Average			3	15' 00"					18	2' 10"					18	2' 10"					8	6' 00"					8	6' 00"								
		Every 3rd car operates to Union Stn					Every 3rd car operates to Union Stn					Every 3rd car operates to Union Stn					Every 3rd car operates to Union Stn																			
																						Union Stn-Spadina Stn is NB Spadina Stn-Union Stn is SB														
535 STANDBY CARS	Ron/Rus 07-Sep-10	Monday-Friday afternoon peak period										Monday-Friday early evening																								
Standby cars		CLRV 2 Russell carhouse										CLRV 2 Roncesvalles carhouse																								

**TORONTO TRANSIT COMMISSION****SERVICE SUMMARY**

October 10 to November 20, 2010

Route	RT dist (km) and date of last change	No. of					Run time					Term time					Avg spd					First dep NB or WB	First dep SB or EB	Last dep NB or WB	Last dep SB or EB																
		Veh type	Veh	Service interval	(min)	(min)	(km/h)	Veh type	Veh	Service interval	(min)	(min)	(km/h)	Veh type	Veh	Service interval	(min)	(min)	(km/h)	Veh type	Veh					Service interval	(min)	(min)	(km/h)												
61 AVENUE RD NORTH &	Wil																																								
Monday to Friday	07-Sep-10	Monday-Friday morning peak period					Monday-Friday midday					Monday-Friday afternoon peak period					Monday-Friday early evening					Monday-Friday late evening																			
61A Eglinton Stn – Highway 401	10.85	LF	4	12' 00"	44	4	14.8	LF	3	15' 00"	40	5	16.3	LF	4	12' 00"	44	4	14.8	LF	2	20' 00"	40	0	16.3	LF	1.5	30' 00"	35	5	18.6	552a	526a	120a	107a						
Saturday	29-Nov-08	Saturday early morning					Saturday morning					Saturday afternoon					Saturday early evening					Saturday late evening																			
61A Eglinton Stn – Highway 401	10.85	LF	1.5	30' 00"	35	5	18.4	LF	2	20' 00"	40	0	16.3	LF	2	20' 00"	40	0	16.3	LF	1.5	30' 00"	35	5	18.6	LF	1.5	30' 00"	35	5	18.6	540a	558a	100a	1247a						
		Alternates trips with 51 LESLIE																																							
Sunday	23-Nov-08	Sunday morning					Sunday afternoon					Sunday early evening					Sunday late evening																								
61A Eglinton Stn – Highway 401	10.85							LF	2	20' 00"	40	0	16.3	LF	2	20' 00"	40	0	16.3	LF	1.5	30' 00"	35	5	18.6	LF	1.5	30' 00"	35	5	18.6	805a	748a	100a	1247a						
		Alternates trips with 51 LESLIE																																							
511 BATHURST	Ron																																								
Monday to Friday	07-Sep-10	Monday-Friday morning peak period					Monday-Friday midday					Monday-Friday afternoon peak period					Monday-Friday early evening					Monday-Friday late evening																			
511 Bathurst Stn – Exhibition	9.41	CLRV	9	5' 40"	46	5	12.3	CLRV	9	5' 40"	48	3	11.8	CLRV	9	6' 00"	48	6	11.8	CLRV	5	9' 00"	44	1	12.8	CLRV	4	10' 00"	40	0	14.1	520a	520a	130a	130a						
Saturday	11-Sep-10	Saturday early morning					Saturday morning					Saturday afternoon					Saturday early evening					Saturday late evening																			
511 Bathurst Stn – Exhibition	9.41	CLRV	7	6' 00"	42	0	13.4	CLRV	8	6' 15"	46	4	12.3	CLRV	8	6' 15"	46	4	12.3	CLRV	7	7' 00"	43	6	13.1	CLRV	5	8' 00"	40	0	14.1	523a	501a	132a	128a						
Sunday	05-Sep-10	Sunday morning					Sunday afternoon					Sunday early evening					Sunday late evening																								
511 Bathurst Stn – Exhibition	9.41							CLRV	5	9' 30"	45	3	12.5	CLRV	6	8' 20"	45	5	12.5	CLRV	4	10' 00"	40	0	14.1	CLRV	4	10' 00"	40	0	14.1	850a	828a	130a	130a						
		Overnight service on Bathurst Street provided by 310 BATHURST																																							
7 BATHURST &	Wil																																								
Monday to Friday	21-Jun-10	Monday-Friday morning peak period					Monday-Friday midday					Monday-Friday afternoon peak period					Monday-Friday early evening					Monday-Friday late evening																			
7 Bathurst Stn – Steeles	29.74	LF	20	5' 30"	108	2	16.5	LF	16	6' 30"	102	2	17.5	LF	17	6' 40"	108	5	16.5	LF	11	7' 30"	80	3	22.3	LF	6	12' 30"	75	0	23.8	527a	440a	140a	1255a						
Saturday	26-Jun-10	Saturday early morning					Saturday morning					Saturday afternoon					Saturday early evening					Saturday late evening																			
7 Bathurst Stn – Steeles	29.74	LF	8	10' 00"	80	0	22.3	LF	11	8' 30"	90	4	19.8	LF	15	6' 15"	90	4	19.8	LF	9	9' 00"	81	0	22.0	LF	6	12' 30"	75	0	23.8	518a	440a	134a	1250a						
Sunday	21-Jun-10	Sunday morning					Sunday afternoon					Sunday early evening					Sunday late evening																								
7 Bathurst Stn – Steeles	29.74							LF	10	9' 00"	88	2	20.3	LF	14	6' 30"	88	3	20.3	LF	9	9' 00"	80	1	22.3	LF	6	12' 00"	72	0	24.8	900a	810a	134a	1252a						
310 BATHURST &	Wil																																								
Overnight, 7 days a week	03-Jan-10	Monday-Friday overnight					Saturday overnight					Sunday overnight																													
310 Exhibition – Steeles	38.79	LF	3	30' 00"	90	0	25.9	LF	3	30' 00"	90	0	25.9	LF	3	30' 00"	90	0	25.9																						
160 BATHURST NORTH &	Wil	Service outside Toronto north of Steeles Avenue is provided under contract to York Region																																							
Monday to Friday	21-Jun-10	Monday-Friday morning peak period					Monday-Friday midday					Monday-Friday afternoon peak period					Monday-Friday early evening																								
160 Wilson Stn – Centre St	22.58	LF	4	20' 00"	77	3	17.6	LF	3	25' 00"	72	3	18.8	LF	4	21' 00"	84	0	16.1	LF	3	30' 00"	71	19	19.1											523a	603a	930p	1006p		
Saturday	26-Jun-10	Saturday early morning					Saturday morning					Saturday afternoon					Saturday early evening																								
160 Wilson Stn – Centre St	22.58	LF	3	24' 00"	69	3	19.6	LF	3	24' 00"	69	3	19.6	LF	3	24' 00"	69	3	19.6											515a	557a	600p	618p								
160A Wilson Stn – Steeles	16.87											LF	1	40' 00"	40	0	25.3											624p	645p	925p	945p										
Sunday	20-Jun-10	Sunday morning					Sunday afternoon					Sunday early evening																													
160 Wilson Stn – Centre St	22.58											LF	3	24' 00"	69	3	19.6	LF	3	24' 00"	69	3	19.6											803a	845a	705p	720p				
160A Wilson Stn – Steeles	16.87																					LF	1	40' 00"	40	0	25.3											725p	745p	925p	945p



TORONTO TRANSIT COMMISSION

SERVICE SUMMARY

October 10 to November 20, 2010

Route	RT dist (km) and date of last change	Monday-Friday morning peak period					Monday-Friday midday					Monday-Friday afternoon peak period					Monday-Friday early evening					Monday-Friday late evening					First dep NB or WB	First dep SB or EB	Last dep NB or WB	Last dep SB or EB									
		Veh type	No. of Veh	Service interval	Run time (min)	Term time (min)	Avg spd (km/h)	Veh type	No. of Veh	Service interval	Run time (min)	Term time (min)	Avg spd (km/h)	Veh type	No. of Veh	Service interval	Run time (min)	Term time (min)	Avg spd (km/h)	Veh type	No. of Veh	Service interval	Run time (min)	Term time (min)	Avg spd (km/h)	Veh type					No. of Veh	Service interval	Run time (min)	Term time (min)	Avg spd (km/h)				
6 BAY &	MTD																																						
Monday to Friday	07-Sep-10																																						
6 Dupont – Queens Quay & Jarvis via Ferry Docks	11.49	LF	9	6 ' 30 "	55	4	12.5	LF	5	12 ' 00 "	60	0	11.5	LF	6	10 ' 30 "	60	3	11.5	LF	3	17 ' 00 "	51	0	13.5	LF	2	24 ' 00 "	48	0	14.4	535a	508a	119a	1255a				
6A Bloor (Davenport/Yonge) – Queens Quay & Yonge	10.61													LF	5	10 ' 30 "	48	5	13.3														326p	258p	615p	546p			
6B Bloor (Davenport/Yonge) – Dundas	4.36	LF	4	6 ' 30 "	25	1	10.5																										743a	730a	914a	901a			
Combined/Average			13	3 ' 15 "				5	12 ' 00 "					11	5 ' 15 "					3	17 ' 00 "					2	24 ' 00 "												
Saturday	26-Jun-10																																						
6 Dupont – Queens Quay & Jarvis via Ferry Docks	11.49	LF	2	30 ' 00 "	60	0	11.5	LF	4	15 ' 00 "	60	0	11.5	LF	4	15 ' 00 "	60	0	11.5	LF	3	17 ' 00 "	50	1	13.8	LF	2	24 ' 00 "	48	0	14.4	530a	507a	119a	1255a				
Sunday	20-Jun-10																																						
6 Dupont – Queens Quay & Jarvis via Ferry Docks	11.49	LF	2	30 ' 00 "	60	0	11.5	LF	4	15 ' 00 "	60	0	11.5	LF	4	15 ' 00 "	60	0	11.5	LF	3	17 ' 00 "	50	1	13.8	LF	2	24 ' 00 "	48	0	14.4	530a	507a	119a	1255a				
11 BAYVIEW & and 28 DAVISVILLE &	Wil																																						
Monday to Friday	07-Sep-10																																						
11 Davisville Stn – Steeles via Sunnybrook	28.36	LF	9.5	12 ' 00 "	112	2	15.2	LF	8	12 ' 00 "	91	5	18.7	LF	8	13 ' 00 "	104	0	16.4	LF	3.5	20 ' 00 "	70	0	24.3	LF	3	30 ' 00 "	66	24	25.8	518a	600a	109a	104a				
11 Davisville Stn – Steeles via Sunnybrook	28.36		1	Tripper																																			
11C Davisville Stn – Sunnybrook	8.64													LF	1.5	20 ' 00 "	30	0	17.3	LF	1	30 ' 00 "	27	3	19.2									729p	747p	1255a	1239a		
28 Davisville Stn – Bayview	4.38	LF	2.5	12 ' 00 "	28	2	9.4							LF	2	13 ' 00 "	25	1	10.5																709a	722a	926a	924a	
Combined/Average			13	6 ' 00 "				8	12 ' 00 "					10	6 ' 30 "					5	10 ' 00 "					4	15 ' 00 "								352p	341p	615p	617p	
Saturday	15-May-10																																						
11 Davisville Stn – Steeles via Sunnybrook	28.36	LF	3.5	24 ' 00 "	77	7	22.1	LF	3.5	24 ' 00 "	80	4	21.3	LF	3.5	24 ' 00 "	80	4	21.3	LF	5	16 ' 00 "	80	0	21.3	LF	3	24 ' 00 "	66	6	25.8	617a	639a	106a	1251a				
11C Davisville Stn – Sunnybrook	8.64	LF	1.5	24 ' 00 "	27	9	19.2	LF	1.5	24 ' 00 "	36	0	14.4	LF	1.5	24 ' 00 "	36	0	14.4																535a	556a	543p	601p	
28A Davisville Stn – Brick Works	7.55	LF	1	30 ' 00 "	30	0	15.1	LF	1	30 ' 00 "	30	0	15.1	LF	1	30 ' 00 "	30	0	15.1																	745a	730a	315p	300p
Combined/Average			6	8 ' 34 "				6	8 ' 34 "					6	8 ' 34 "					5	16 ' 00 "					3	24 ' 00 "												
Sunday	23-Nov-08																																						
11 Davisville Stn – Steeles via Sunnybrook	28.36							LF	2	35 ' 00 "	70	0	24.3	LF	3.5	20 ' 00 "	70	0	24.3	LF	3.5	20 ' 00 "	70	0	24.3	LF	3	24 ' 00 "	66	6	25.8	730a	805a	106a	1251a				
11C Davisville Stn – Sunnybrook	8.64	LF	2	15 ' 00 "	30	0	17.3	LF	1	35 ' 00 "	30	5	17.3	LF	1.5	20 ' 00 "	30	0	17.3	LF	1.5	20 ' 00 "	30	0	17.3											550a	605a	1025p	1000p
Combined/Average								3	17 ' 30 "					5	10 ' 00 "					5	10 ' 00 "					3	24 ' 00 "												
9 BELLAMY &	Bir																																						
Monday to Friday	07-Sep-10																																						
9 Warden Stn – Scarborough Centre Stn	26.28	LF	5	15 ' 00 "	72	3	21.9	LF	3	21 ' 40 "	65	0	24.3	LF	5	15 ' 00 "	72	3	21.9	LF	2	30 ' 00 "	60	0	26.3	LF	2	30 ' 00 "	60	0	26.3	500a	513a	100a	100a				
Saturday	10-Jan-09																																						
9 Warden Stn – Scarborough Centre Stn	26.28	LF	2	30 ' 00 "	60	0	26.3	LF	2	30 ' 00 "	60	0	26.3	LF	2	30 ' 00 "	60	0	26.3	LF	2	30 ' 00 "	60	0	26.3	LF	2	30 ' 00 "	60	0	26.3	630a	700a	100a	100a				
Sunday	04-Jan-09																																						
9 Warden Stn – Scarborough Centre Stn	26.28							LF	2	30 ' 00 "	60	0	26.3	LF	2	30 ' 00 "	60	0	26.3	LF	2	30 ' 00 "	60	0	26.3	LF	2	30 ' 00 "	60	0	26.3	930a	1000a	100a	100a				



TORONTO TRANSIT COMMISSION

SERVICE SUMMARY

October 10 to November 20, 2010

Route	RT dist (km) and date of last change	No. of					Run time (min)	Term time (min)	Avg spd (km/h)	No. of					Run time (min)	Term time (min)	Avg spd (km/h)	No. of					Run time (min)	Term time (min)	Avg spd (km/h)	First dep NB or WB	First dep SB or EB	Last dep NB or WB	Last dep SB or EB								
		Veh type	Veh	Service interval	(min)	(min)				Veh type	Veh	Service interval	(min)	(min)				Veh type	Veh	Service interval	(min)	(min)								Veh type	Veh	Service interval	(min)	(min)			
17 BIRCHMOUNT &	Egl	Service outside Toronto north of Steeles Avenue is provided under contract to York Region																																			
Monday to Friday	07-Sep-10	Monday-Friday morning peak period					Monday-Friday midday					Monday-Friday afternoon peak period					Monday-Friday early evening					Monday-Friday late evening															
17 Warden Stn – Steeles	27.37	LF	12	6 ' 30 "	74	4	22.3	LF	5	15 ' 30 "	78	0	21.2	LF	4	18 ' 45 "	75	0	21.9	LF	6	12 ' 00 "	72	0	22.8	LF	3	22 ' 00 "	66	0	24.9	545a	457a	107a	1250a		
17A Warden Stn – 14th Ave	32.57	LF	1	19 ' 30 "	96	2	20.4						LF	5	18 ' 45 "	91	2	21.4														514a	538a	621p	704p		
Combined/Average			13	6 ' 30 "										9	9 ' 23 "																						
		17 loops via Wintermute Every 3rd 17 operates as a 17A																																			
Saturday	29-Nov-08	Saturday early morning					Saturday morning					Saturday afternoon					Saturday early evening					Saturday late evening															
17 Warden Stn – Steeles	27.37	LF	3	20 ' 00 "	60	0	27.4	LF	4	18 ' 00 "	72	0	22.8	LF	4	18 ' 00 "	72	0	22.8	LF	3	22 ' 00 "	66	0	24.9	LF	3	22 ' 00 "	66	0	24.9	518a	552a	105a	1250a		
Sunday	23-Nov-08	Sunday morning					Sunday afternoon					Sunday early evening					Sunday late evening																				
17 Warden Stn – Steeles	27.37							LF	3	24 ' 00 "	72	0	22.8	LF	3	24 ' 00 "	72	0	22.8	LF	2	30 ' 00 "	60	0	27.4	LF	2	30 ' 00 "	60	0	27.4	832a	839a	100a	1230a		
2 BLOOR-DANFORTH &	DanSub																																				
Monday to Friday	07-Sep-10	Monday-Friday morning peak period					Monday-Friday midday					Monday-Friday afternoon peak period					Monday-Friday early evening					Monday-Friday late evening															
2 Kipling Stn – Kennedy Stn	52.46	6carHT	43	2 ' 21 "	101	0	31.2	6carHT	24	4 ' 16 "	102	0	30.8	6carHT	40	2 ' 30 "	100	0	31.4	6carHT	24	4 ' 04 "	98	0	32.3	6carHT	20	4 ' 52 "	97	0	32.4	543a	541a	131a	131a		
Saturday	19-May-07	Saturday early morning					Saturday morning					Saturday afternoon					Saturday early evening					Saturday late evening															
2 Kipling Stn – Kennedy Stn	52.46	6carHT	20	4 ' 52 "	97	0	32.3	6carHT	20	4 ' 52 "	97	0	32.3	6carHT	21	4 ' 43 "	99	0	31.8	6carHT	20	4 ' 52 "	97	0	32.3	6carHT	20	4 ' 52 "	97	0	32.3	549a	549a	131a	131a		
Sunday	13-May-07	Sunday morning					Sunday afternoon					Sunday early evening					Sunday late evening																				
2 Kipling Stn – Kennedy Stn	52.46							6carHT	20	4 ' 52 "	97	0	32.3	6carHT	20	4 ' 52 "	97	0	32.3	6carHT	20	4 ' 52 "	97	0	32.3	6carHT	20	4 ' 52 "	97	0	32.3	849a	849a	131a	131a		
300 BLOOR-DANFORTH &	MTD/Bir/ Egl/Qsy																																				
Overnight, 7 days a week	10-May-09	Monday-Friday overnight					Saturday overnight					Sunday overnight					Sunday Morning																				
300 West Mall – Warden	50.95	LF	4	30 ' 00 "	120	0	25.5	LF	4	30 ' 00 "	120	0	25.5	LF	4	30 ' 00 "	120	0	25.5	LF	9	13 ' 30 "	120	1	25.5												
300A Pearson Airport – Warden	75.97	LF	5	30 ' 00 "	150	0	30.4	LF	5	30 ' 00 "	150	0	30.4	LF	5	30 ' 00 "	150	0	30.4	LF	11	13 ' 30 "	140	8	32.5												
Combined/Average			9	15 ' 00 "					9	15 ' 00 "				9	15 ' 00 "					20	6 ' 45 "																
49 BLOOR WEST &	Qsy																																				
Monday to Friday	07-Sep-10	Monday-Friday morning peak period					Monday-Friday midday					Monday-Friday afternoon peak period					Monday-Friday early evening					Monday-Friday late evening															
49 Kipling Stn – Markland Wood	9.40	LF	4	7 ' 30 "	28	2	20.1	LF	2	15 ' 00 "	22	8	25.6	LF	3	10 ' 00 "	30	0	18.8	LF	2	15 ' 00 "	24	6	23.5	LF	1	30 ' 00 "	30	0	18.8	600a	540a	121a	131a		
Saturday	20-Feb-10	Saturday early morning					Saturday morning					Saturday afternoon					Saturday early evening					Saturday late evening															
49 Kipling Stn – Markland Wood	9.40	LF	1	20 ' 00 "	20	0	28.2	LF	1	24 ' 00 "	22	2	25.6	LF	1	24 ' 00 "	22	2	25.6	LF	1	30 ' 00 "	22	8	25.6	LF	1	30 ' 00 "	22	8	25.6	606a	545a	120a	130a		
Sunday	05-Sep-10	Sunday morning					Sunday afternoon					Sunday early evening					Sunday late evening																				
49 Kipling Stn – Markland Wood	9.40							LF	1	30 ' 00 "	22	8	25.6	LF	1	30 ' 00 "	22	8	25.6	LF	1	30 ' 00 "	22	8	25.6	LF	1	30 ' 00 "	22	8	25.6	920a	900a	120a	130a		
		Overnight service east of West Mall provided by 300 BLOOR-DANFORTH																																			
21 BRIMLEY &	Mal																																				
Monday to Friday	07-Sep-10	Monday-Friday morning peak period					Monday-Friday midday					Monday-Friday afternoon peak period					Monday-Friday early evening					Monday-Friday late evening															
21 Kennedy Stn – Steeles	27.49							LF	4	20 ' 00 "	80	0	20.6							LF	4	20 ' 00 "	76	4	21.7	LF	3	30 ' 00 "	76	14	21.7	900a	840a	100a	108a		
21A Kennedy Stn – Scarborough Centre Stn	13.24	LF	3	13 ' 20 "	40	0	19.9						LF	4	10 ' 00 "	40	0	20.1																525a	505a	630p	620p
21B Scarborough Centre Stn – Steeles	14.23	LF	6	6 ' 40 "	40	0	21.3						LF	5	8 ' 00 "	40	0	21.3																537a	520a	650p	720p
Combined/Average			9						9					9																							
Saturday	03-Apr-10	Saturday early morning					Saturday morning					Saturday afternoon					Saturday early evening					Saturday late evening															
21 Kennedy Stn – Steeles	27.49	LF	3	30 ' 00 "	76	14	21.7	LF	4	20 ' 00 "	76	4	21.7	LF	5	16 ' 00 "	76	4	21.7	LF	4	20 ' 00 "	76	4	21.7	LF	3	30 ' 00 "	76	14	21.7	557a	640a	100a	105a		
Sunday	28-Mar-10	Sunday morning					Sunday afternoon					Sunday early evening					Sunday late evening																				
21 Kennedy Stn – Steeles	27.49							LF	3	30 ' 00 "	76	14	21.7	LF	4	20 ' 00 "	76	4	21.7	LF	3	30 ' 00 "	76	14	21.7	LF	3	30 ' 00 "	76	14	21.7	757a	810a	100a	105a		



TORONTO TRANSIT COMMISSION

SERVICE SUMMARY

October 10 to November 20, 2010

Route	RT dist (km) and date of last change	Monday-Friday morning peak period					Monday-Friday midday					Monday-Friday afternoon peak period					Monday-Friday early evening					Monday-Friday late evening					First dep NB or WB	First dep SB or EB	Last dep NB or WB	Last dep SB or EB					
		Veh type	No. of Veh	Service interval	Run time (min)	Term time (min)	Avg spd (km/h)	Veh type	No. of Veh	Service interval	Run time (min)	Term time (min)	Avg spd (km/h)	Veh type	No. of Veh	Service interval	Run time (min)	Term time (min)	Avg spd (km/h)	Veh type	No. of Veh	Service interval	Run time (min)	Term time (min)	Avg spd (km/h)	Veh type					No. of Veh	Service interval	Run time (min)	Term time (min)	Avg spd (km/h)
8 BROADVIEW &	Bir	Monday-Friday morning peak period					Monday-Friday midday					Monday-Friday afternoon peak period					Monday-Friday early evening					Monday-Friday late evening													
Monday to Friday	24-Nov-08	LF	1	30'00"	30	0	16.8	LF	1	30'00"	30	0	16.8	LF	1	30'00"	30	0	16.8	LF	1	30'00"	30	0	16.8	LF	1	30'00"	24	6	21.0	630a	615a	1255a	115a
8 Broadview Stn – Coxwell	8.38																																		
Saturday	29-Nov-08	Saturday early morning					Saturday morning					Saturday afternoon					Saturday early evening					Saturday late evening													
8 Broadview Stn – Coxwell	8.38	LF	1	30'00"	30	0	16.8	LF	1	30'00"	30	0	16.8	LF	1	30'00"	30	0	16.8	LF	1	30'00"	24	6	21.0	LF	1	30'00"	24	6	21.0	630a	615a	1255a	115a
Sunday	23-Nov-08	Sunday morning					Sunday afternoon					Sunday early evening					Sunday late evening																		
8 Broadview Stn – Coxwell	8.38							LF	1	30'00"	24	6	21.0	LF	1	30'00"	24	6	21.0	LF	1	30'00"	24	6	21.0	LF	1	30'00"	24	6	21.0	903a	845a	1255a	115a
50 BURNHAMTHORPE &	Qsy	Monday-Friday morning peak period					Monday-Friday midday					Monday-Friday afternoon peak period					Monday-Friday early evening					Monday-Friday late evening													
Monday to Friday	12-Oct-10	LF	5	8'00"	40	0	17.2	LF	2	20'00"	36	4	19.1	LF	3	13'00"	39	0	17.6	LF	2	15'00"	30	0	22.9	LF	1	30'00"	26	4	26.4	545a	530a	115a	100a
50 Islington Stn – Mill Rd	11.44																																		
Saturday	16-Oct-10	Saturday early morning					Saturday morning					Saturday afternoon					Saturday early evening					Saturday late evening													
50 Islington Stn – Mill Rd	11.44	LF	2	15'00"	26	4	26.4	LF	2	20'00"	30	10	22.9	LF	2	20'00"	30	10	22.9	LF	1	30'00"	26	4	26.4	LF	1	30'00"	26	4	26.4	620a	620a	115a	100a
Sunday	03-Jan-10	Sunday morning					Sunday afternoon					Sunday early evening					Sunday late evening																		
50 Islington Stn – Mill Rd	11.44							LF	2	17'30"	30	5	22.9	LF	2	17'30"	30	5	22.9	LF	1	30'00"	26	4	26.4	LF	1	30'00"	26	4	26.4	815a	830a	115a	100a
120 CALVINGTON &	Arw	Monday-Friday morning peak period					Monday-Friday midday					Monday-Friday afternoon peak period					Monday-Friday early evening					Monday-Friday late evening													
Monday to Friday	24-Nov-08	LF	2	30'00"	60	0	20.7	LF	2	30'00"	60	0	20.7	LF	2	30'00"	60	0	20.7	LF	2	30'00"	60	0	20.7	LF	2	30'00"	60	0	20.7	630a	603a	100a	1230a
120 Wilson Stn – Sheppard & Jane via deHavilland	20.65																																		
Saturday	29-Nov-08	Saturday early morning					Saturday morning					Saturday afternoon					Saturday early evening					Saturday late evening													
120 Wilson Stn – Sheppard & Jane via deHavilland	20.65	LF	2	30'00"	60	0	20.7	LF	2	30'00"	60	0	20.7	LF	2	30'00"	60	0	20.7	LF	2	30'00"	60	0	20.7	LF	2	30'00"	60	0	20.7	630a	603a	100a	1230a
Sunday	23-Nov-08	Sunday morning					Sunday afternoon					Sunday early evening					Sunday late evening																		
120 Wilson Stn – Sheppard & Jane via deHavilland	20.65							LF	2	30'00"	60	0	20.7	LF	2	30'00"	60	0	20.7	LF	2	30'00"	60	0	20.7	LF	2	30'00"	60	0	20.7	900a	833a	100a	1230a
506 CARLTON	Ron/Rus	Monday-Friday morning peak period					Monday-Friday midday					Monday-Friday afternoon peak period					Monday-Friday early evening					Monday-Friday late evening													
Monday to Friday	07-Sep-10	CLRV	32	3'45"	117	3	15.2	CLRV	24	5'00"	120	0	14.8	CLRV	27	4'40"	123	3	14.5	CLRV	15	8'00"	117	3	15.2	CLRV	11	10'00"	106	4	16.8	530a	512a	1207a	100a
506 High Park – Main Street Stn	29.63																																		
Saturday	12-Sep-09	Saturday early morning					Saturday morning					Saturday afternoon					Saturday early evening					Saturday late evening													
506 High Park – Main Street Stn	29.63	CLRV	14	7'09"	100	0	17.8	CLRV	18	6'15"	110	3	16.2	CLRV	21	6'00"	123	3	14.5	CLRV	13	8'30"	110	0	16.1	CLRV	11	10'00"	106	4	16.8	543a	515a	1207a	100a
Sunday	06-Sep-09	Sunday early morning					Sunday morning					Sunday afternoon					Sunday early evening					Sunday late evening													
506 High Park – Main Street Stn	29.63	CLRV	9	10'00"	90	0	19.8	CLRV	14	7'00"	95	3	18.7	CLRV	18	6'30"	115	2	15.5	CLRV	10	11'00"	110	0	16.2	CLRV	9	11'00"	99	0	18.0	530a	530a	1207a	1256a
306 CARLTON	Ron/Rus	Monday-Friday overnight					Saturday overnight					Sunday overnight																							
Overnight, 7 days a week	25-Nov-07	CLRV	3	30'00"	90	0	19.8	CLRV	3	30'00"	90	0	19.8	CLRV	3	30'00"	90	0	19.8																
306 Dundas West Stn – Main Street Stn	29.63																																		



TORONTO TRANSIT COMMISSION

SERVICE SUMMARY

October 10 to November 20, 2010

Route	RT dist (km) and date of last change	Monday-Friday morning peak period					Monday-Friday midday					Monday-Friday afternoon peak period					Monday-Friday early evening					Monday-Friday late evening					First dep NB or WB	First dep SB or EB	Last dep NB or WB	Last dep SB or EB										
		Veh type	No. of Veh	Service interval	Run time (min)	Term time (min)	Avg spd (km/h)	Veh type	No. of Veh	Service interval	Run time (min)	Term time (min)	Avg spd (km/h)	Veh type	No. of Veh	Service interval	Run time (min)	Term time (min)	Avg spd (km/h)	Veh type	No. of Veh	Service interval	Run time (min)	Term time (min)	Avg spd (km/h)	Veh type					No. of Veh	Service interval	Run time (min)	Term time (min)	Avg spd (km/h)					
126 CHRISTIE &	MtD																																							
Monday to Friday	04-Aug-09	Monday-Friday morning peak period					Monday-Friday midday					Monday-Friday afternoon peak period					Monday-Friday early evening					Monday-Friday late evening																		
126 Christie Stn – St Clair West Stn	6.12	LF	2	15' 00"	30	0	12.2	LF	1	30' 00"	26	4	14.1	LF	2	15' 00"	30	0	12.2	LF	1	30' 00"	24	6	15.3	LF	1	30' 00"	24	6	15.3	600a	545a	100a	1245a					
Saturday	08-Aug-09	Saturday early morning					Saturday morning					Saturday afternoon					Saturday afternoon					Saturday afternoon																		
126 Christie Stn – St Clair West Stn	6.12	LF	1	30' 00"	24	6	15.3	LF	1	30' 00"	26	4	14.1	LF	1	30' 00"	26	4	14.1	LF	1	30' 00"	24	6	15.3	LF	1	30' 00"	24	6	15.3	600a	545a	100a	1245a					
Sunday	02-Aug-09	Sunday morning					Sunday afternoon					Sunday afternoon					Sunday afternoon																							
126 Christie Stn – St Clair West Stn	6.12							LF	1	30' 00"	24	6	15.3	LF	1	30' 00"	24	6	15.3	LF	1	30' 00"	24	6	15.3	LF	1	30' 00"	24	6	15.3	830a	845a	100a	1245a					
20 CLIFFSIDE &	Bir																																							
Monday to Friday	29-Mar-10	Monday-Friday morning peak period					Monday-Friday midday					Monday-Friday afternoon peak period					Monday-Friday early evening					Monday-Friday late evening																		
20 Kennedy Stn – Main Street Stn	19.75	LF	5	13' 00"	65	0	18.2	LF	3	20' 00"	60	0	19.8	LF	4	16' 15"	65	0	18.2	LF	3	20' 00"	60	0	19.8	LF	1.5	30' 00"	48	1	24.7	520a	450a	100a	105a					
		Alternates trips with 62 MORTIMER																																						
Saturday	29-Nov-08	Saturday early morning					Saturday morning					Saturday afternoon					Saturday early evening					Saturday late evening																		
20 Kennedy Stn – Main Street Stn	19.75	LF	3	20' 00"	60	0	19.8	LF	4	18' 00"	65	7	18.2	LF	4	18' 00"	65	7	18.2	LF	2	30' 00"	60	0	19.8	LF	1.5	30' 00"	48	1	24.7	530a	500a	100a	105a					
		Alternates trips with 62 MORTIMER																																						
Sunday	23-Nov-08	Sunday morning					Sunday afternoon					Sunday afternoon					Sunday early evening					Sunday late evening																		
20 Kennedy Stn – Main Street Stn	19.75							LF	3	20' 00"	60	0	19.8	LF	3	20' 00"	60	0	19.8	LF	1.5	30' 00"	48	1	24.7	LF	1.5	30' 00"	48	1	24.7	907a	900a	100a	105a					
		Alternates trips with 62 MORTIMER																																						
87 COSBURN &	Bir																																							
Monday to Friday	07-Sep-10	Monday-Friday morning peak period					Monday-Friday midday					Monday-Friday afternoon peak period					Monday-Friday early evening					Monday-Friday late evening																		
87 Broadview Stn – Main Street Stn	14.40	LF	6	10' 00"	55	5	15.7						LF	8	6' 15"	49	1	17.6							LF	2	22' 30"	41	4	21.1	547a	605a	130a	128a						
87A Broadview Stn – Main Street Stn via East York Acres	14.81							LF	3	20' 00"	54	6	16.5											LF	3	16' 40"	50	0	17.8	932a	920a	314p	310p							
87B Broadview Stn – Coxwell	8.53	LF	3	10' 00"	29	1	17.6																																	
		Combined/Average																																						
			9	5' 00"					3	20' 00"					8	6' 15"										2	22' 30"													
Saturday	29-Nov-08	Saturday early morning					Saturday morning					Saturday afternoon					Saturday early evening					Saturday late evening																		
87 Broadview Stn – Main Street Stn	14.40	LF	2	25' 00"	50	0	17.3						LF	2	25' 00"	50	0	17.8	LF	2	25' 00"	50	0	17.8	LF	2	25' 00"	50	0	17.8	LF	1.5	30' 00"	45	0	19.2	600a	600a	100a	123a
87A Broadview Stn – Main Street Stn via East York Acres	14.81							LF	2	25' 00"	50	0	17.8	LF	2	25' 00"	50	0	17.8	LF	2	25' 00"	50	0	17.8															
		Alternates trips with 113 DANFORTH																																						
Sunday	23-Nov-08	Sunday morning					Sunday afternoon					Sunday afternoon					Sunday early evening					Sunday late evening																		
87 Broadview Stn – Main Street Stn	14.40																		LF	1.5	30' 00"	45	0	19.2	LF	1.5	30' 00"	45	0	19.2	830a	830a	130a	123a						
87A Broadview Stn – Main Street Stn via East York Acres	14.81							LF	2	25' 00"	50	0	17.8	LF	2	25' 00"	50	0	17.8																					
		Alternates trips with 113 DANFORTH																																						
Overnight service west of Coxwell Avenue provided by 322 COXWELL																																								
22 COXWELL &	Bir																																							
Monday to Friday	03-Aug-10	Monday-Friday morning peak period					Monday-Friday midday					Monday-Friday afternoon peak period					Monday-Friday early evening					Monday-Friday late evening																		
22 Coxwell Stn – Queen	4.36	LF	3	8' 00"	24	0	10.9	LF	3	8' 00"	24	0	10.9	LF	4	6' 00"	24	0	10.9																					
22A Coxwell Stn – Victoria Park	11.07																			LF	4	10' 00"	40	0	16.6	LF	3	12' 00"	36	0	18.5	700p	650p	138a	210a					
		See 502 DOWNTOWNER and 503 KINGSTON RD																																						
Saturday	07-Aug-10	Saturday early morning					Saturday morning					Saturday afternoon					Saturday early evening					Saturday late evening																		
22A Coxwell Stn – Victoria Park	11.07	LF	3	12' 00"	36	0	18.5	LF	4	11' 00"	44	0	15.1	LF	4	11' 00"	44	0	15.1	LF	3	15' 00"	44	1	15.1	LF	3	15' 00"	36	9	18.5	547a	529a	148a	210a					
Sunday	01-Aug-10	Sunday morning					Sunday afternoon					Sunday afternoon					Sunday early evening					Sunday late evening																		
22A Coxwell Stn – Victoria Park	11.07							LF	4	10' 00"	40	0	16.6	LF	4	10' 00"	40	0	16.6	LF	3	15' 00"	40	5	16.6	LF	3	15' 00"	36	9	18.5	840a	840a	148a	210a					



TORONTO TRANSIT COMMISSION

SERVICE SUMMARY

October 10 to November 20, 2010

Route	RT dist (km) and date of last change	No. of Veh	Service interval	Run time (min)	Term time (min)	Avg spd (km/h)	No. of Veh	Service interval	Run time (min)	Term time (min)	Avg spd (km/h)	No. of Veh	Service interval	Run time (min)	Term time (min)	Avg spd (km/h)	No. of Veh	Service interval	Run time (min)	Term time (min)	Avg spd (km/h)	No. of Veh	Service interval	Run time (min)	Term time (min)	Avg spd (km/h)	First dep NB or WB	First dep SB or EB	Last dep NB or WB	Last dep SB or EB						
28 DAVISVILLE &		See 11 BAYVIEW																																		
28 Davisville Stn – Bayview																																				
28A Davisville Stn – Brick Works																																				
23 DAWES &	Bir																																			
Monday to Friday	07-Sep-10	Monday-Friday morning peak period				Monday-Friday midday				Monday-Friday afternoon peak period				Monday-Friday early evening				Monday-Friday late evening																		
23 Main Street Stn – St Clair	7.55	LF	6	5 ' 00 "	30	0	15.1	LF	3	10 ' 00 "	30	0	15.1	LF	4	7 ' 30 "	30	0	15.1	LF	2	15 ' 00 "	30	0	15.1	LF	1	30 ' 00 "	30	0	15.1	528a	515a	145a	130a	
Saturday	21-Oct-06	Saturday early morning				Saturday morning				Saturday afternoon				Saturday early evening				Saturday late evening																		
23 Main Street Stn – St Clair	7.55	LF	2	13 ' 00 "	26	0	17.4	LF	3	10 ' 00 "	30	0	15.1	LF	3	10 ' 00 "	30	0	15.1	LF	2	15 ' 00 "	30	0	15.1	LF	1	30 ' 00 "	30	0	15.1	537a	550a	145a	130a	
Sunday	28-Mar-10	Sunday morning				Sunday afternoon				Sunday early evening				Sunday late evening																						
23 Main Street Stn – St Clair	7.55		LF	1	24 ' 00 "	24	0	18.9	LF	2	15 ' 00 "	30	0	15.1	LF	2	15 ' 00 "	30	0	15.1	LF	2	15 ' 00 "	30	0	15.1	LF	1	30 ' 00 "	30	0	15.1	840a	852a	100a	115a
25 DON MILLS &	Egl																																			
Monday to Friday	07-Sep-10	Monday-Friday morning peak period				Monday-Friday midday				Monday-Friday afternoon peak period				Monday-Friday early evening				Monday-Friday late evening																		
25 Pape Stn – Steeles	32.70	LF	34	3 ' 10 "	108	0	18.2	LF	18	6 ' 00 "	105	3	18.7	LF	29	3 ' 45 "	108	1	18.2	LF	15	6 ' 30 "	94	4	21.0	LF	7	12 ' 00 "	84	0	23.4	440a	520a	149a	110a	
Saturday	23-Feb-08	Saturday early morning				Saturday morning				Saturday afternoon				Saturday early evening				Saturday late evening																		
25 Pape Stn – Steeles	32.70	LF	9	10 ' 00 "	90	0	21.8	LF	19	5 ' 20 "	100	2	19.7	LF	19	5 ' 20 "	100	2	19.7	LF	9	10 ' 00 "	84	6	23.4	LF	6	15 ' 00 "	80	10	24.5	440a	520a	149a	110a	
Sunday	03-Sep-06	Sunday early morning				Sunday morning				Sunday afternoon				Sunday early evening				Sunday late evening																		
25 Pape Stn – Steeles	32.70	LF	3	30 ' 00 "	90	0	21.8	LF	14	7 ' 00 "	98	0	20.0	LF	17	6 ' 00 "	98	4	20.0	LF	8	10 ' 00 "	80	0	24.5	LF	6	15 ' 00 "	80	10	24.5	440a	520a	149a	110a	
303 DON MILLS &	Egl																																			
Overnight, 7 days a week	04-Sep-05	Monday-Friday overnight				Saturday overnight				Sunday overnight																										
303 Steeles – Queen via Broadview	47.04	LF	3	30 ' 00 "	90	0	31.4	LF	3	30 ' 00 "	90	0	31.4	LF	3	30 ' 00 "	90	0	31.4																	
108 DOWNSVIEW &	Arw																																			
Monday to Friday	07-Sep-10	Monday-Friday morning peak period				Monday-Friday midday				Monday-Friday afternoon peak period				Monday-Friday early evening				Monday-Friday late evening																		
108 Downsview Stn – Jane	16.91	LF	4	13 ' 00 "	50	2	20.3	LF	2	24 ' 00 "	43	5	23.6	LF	2.5	20 ' 00 "	48	2	21.1	LF	4	11 ' 00 "	43	1	23.6	LF	3	15 ' 00 "	41	4	24.7	612a	545a	105a	106a	
108A Downsview Stn – Jane via Grandravine	15.26	LF	4	13 ' 00 "	50	2	18.3	LF	2	24 ' 00 "	43	5	21.3	LF	2.5	20 ' 00 "	48	2	19.1																	
Combined/Average			8	6 ' 30 "					4	12 ' 00 "					5	10 ' 00 "					4	11 ' 00 "						3	15 ' 00 "							
Saturday	03-Apr-10	Saturday early morning				Saturday morning				Saturday afternoon				Saturday early evening				Saturday late evening																		
108 Downsview Stn – Jane	16.91	LF	3	15 ' 00 "	40	5	25.4	LF	4	12 ' 00 "	43	5	23.6	LF	6	7 ' 30 "	44	1	23.1	LF	2	22 ' 00 "	40	4	25.4	LF	2	22 ' 00 "	40	4	25.4	545a	615a	105a	105a	
Sunday	28-Mar-10	Sunday morning				Sunday afternoon				Sunday early evening				Sunday late evening																						
108 Downsview Stn – Jane	16.91		LF	3	15 ' 00 "	40	5	25.4	LF	4	12 ' 00 "	44	4	23.1	LF	2	22 ' 00 "	40	4	25.4	LF	2	22 ' 00 "	40	4	25.4	LF	2	22 ' 00 "	40	4	25.4	830a	825a	105a	105a
142 DOWNTOWN/ AVENUE RD EXPRESS &	Wil																																			
Monday to Friday	21-Jun-10	Monday-Friday morning peak period								Monday-Friday afternoon peak period																										
142 Downtown – Highway 401	24.41	LF	3	30 ' 00 "	90	0	16.3							LF	3	30 ' 00 "	90	0	16.3																	
143 DOWNTOWN/ BEACH EXPRESS &	Bir																																			
Monday to Friday	19-Oct-09	Monday-Friday morning peak period								Monday-Friday afternoon peak period																										
143 Downtown – Neville Park	20.37	LF	3	Six WB trips										LF	2	Five EB trips																				



SERVICE SUMMARY

October 10 to November 20, 2010

Route	RT dist (km) and date of last change	No. of Veh type	Service interval	Run time (min)	Term time (min)	Avg spd (km/h)	No. of Veh type	Service interval	Run time (min)	Term time (min)	Avg spd (km/h)	No. of Veh type	Service interval	Run time (min)	Term time (min)	Avg spd (km/h)	No. of Veh type	Service interval	Run time (min)	Term time (min)	Avg spd (km/h)	No. of Veh type	Service interval	Run time (min)	Term time (min)	Avg spd (km/h)	First dep NB or WB	First dep SB or EB	Last dep NB or WB	Last dep SB or EB									
144 DOWNTOWN/ DON VALLEY EXPRESS &	Egl																																						
Monday to Friday	04-Jan-10		Monday-Friday morning peak period							Monday-Friday afternoon peak period																													
144 Downtown – Wynford and Underhill	39.75											LF	4	Eight NB trips														410p		640p									
144A Underhill – Downtown	41.02	LF	5	Five SB trips																																			
144B Wynford – Downtown	32.19	LF	4	Seven SB trips																																			
Combined/Average			9										4																										
145 DOWNTOWN/ HUMBER BAY EXPRESS &	Qsy																																						
Monday to Friday	23-Nov-09		Monday-Friday morning peak period							Monday-Friday afternoon peak period																													
145 Kipling – Downtown	28.81	LF	3	Three EB trips								LF	3	Three WB trips																									
145A Park Lawn – Downtown	23.74	LF	2	Two EB trips								LF	3	Three WB trips																									
Combined/Average			3									3																											
141 DOWNTOWN/ MT PLEASANT EXPRESS	MtD																																						
Monday to Friday	19-Oct-09		Monday-Friday morning peak period							Monday-Friday afternoon peak period																													
141 Downtown – Eglinton	20.12	HF	3	Four SB trips								HF	2	Two NB trips																									
502 DOWNTOWNER and 503 KINGSTON RD	Rus																																						
Monday to Friday	07-Sep-10		Monday-Friday morning peak period						Monday-Friday midday						Monday-Friday afternoon peak period																								
502 McCaul – Victoria Park	18.76	CLRV	7	12 ' 00 "	84	0	13.4	CLRV	4	20 ' 00 "	80	0	14.1	CLRV	6	15 ' 00 "	84	6	13.4																				
503 York – Victoria Park	17.94	CLRV	6	12 ' 00 "	72	0	15.0							CLRV	5	15 ' 00 "	72	3	15.0																				
Combined/Average			13	6 ' 00 "										11	7 ' 30 "																								
Evening and weekend service on Kingston Road provided by 22 COXWELL. Overnight service on Kingston Road provided by 322 COXWELL.																																							
125 DREWRY &	Wil																																						
Monday to Friday	04-Jan-10		Monday-Friday morning peak period						Monday-Friday midday						Monday-Friday afternoon peak period						Monday-Friday early evening						Monday-Friday late evening												
125 Finch Stn – Bathurst (Torresdale)	7.92	LF	4	8 ' 00 "	30	2	15.8	LF	1	30 ' 00 "	28	2	17.0	LF	3	10 ' 00 "	30	0	15.8	LF	2	15 ' 00 "	25	5	19.0	LF	1	30 ' 00 "	25	5	19.0								
Saturday	09-Jan-10		Saturday early morning						Saturday morning						Saturday afternoon						Saturday early evening						Saturday late evening												
125 Finch Stn – Bathurst (Torresdale)	7.92	LF	1	30 ' 00 "	25	5	19.0	LF	1	30 ' 00 "	28	2	17.0	LF	1	30 ' 00 "	28	2	17.0	LF	1	30 ' 00 "	25	5	19.0	LF	1	30 ' 00 "	25	5	19.0								
Sunday	03-Jan-10		Sunday morning						Sunday afternoon						Sunday early evening						Sunday late evening																		
125 Finch Stn – Bathurst (Torresdale)	7.92							LF	1	30 ' 00 "	28	2	17.0	LF	1	30 ' 00 "	28	2	17.0	LF	1	30 ' 00 "	25	5	19.0	LF	1	30 ' 00 "	25	5	19.0								



TORONTO TRANSIT COMMISSION

SERVICE SUMMARY

October 10 to November 20, 2010

Route	RT dist (km) and date of last change	Monday-Friday morning peak period					Monday-Friday midday					Monday-Friday afternoon peak period					Monday-Friday early evening					Monday-Friday late evening					First dep NB or WB	First dep SB or EB	Last dep NB or WB	Last dep SB or EB																	
		Veh type	No. of Veh	Service interval	Run time (min)	Term time (min)	Avg spd (km/h)	Veh type	No. of Veh	Service interval	Run time (min)	Term time (min)	Avg spd (km/h)	Veh type	No. of Veh	Service interval	Run time (min)	Term time (min)	Avg spd (km/h)	Veh type	No. of Veh	Service interval	Run time (min)	Term time (min)	Avg spd (km/h)	Veh type					No. of Veh	Service interval	Run time (min)	Term time (min)	Avg spd (km/h)												
505 DUNDAS	Ron/Rus																																														
Monday to Friday	07-Sep-10																																														
505 Dundas West Stn – Broadview Stn	21.47	CLRV	18	5 ' 30 "	94	5	13.7	CLRV	19	5 ' 30 "	96	9	13.4	CLRV	19	5 ' 40 "	100	8	12.9	CLRV	11	8 ' 00 "	83	5	15.5	CLRV	6	14 ' 00 "	78	6	16.5	520a	520a	1252a	1249a												
Saturday	11-Sep-10																																														
505 Dundas West Stn – Broadview Stn	21.47	CLRV	9	10 ' 00 "	84	6	15.3	CLRV	18	6 ' 00 "	104	4	12.4	CLRV	24	4 ' 45 "	105	9	12.3	CLRV	8	12 ' 00 "	91	5	14.2	CLRV	6	14 ' 00 "	78	6	16.5	527a	536a	1251a	1251a												
Sunday	05-Sep-10																																														
505 Dundas West Stn – Broadview Stn	21.47	CLRV	4	20 ' 00 "	80	0	16.1	CLRV	12	8 ' 00 "	92	4	14.0	CLRV	18	5 ' 40 "	94	8	13.7	CLRV	8	12 ' 00 "	91	5	14.2	CLRV	6	14 ' 00 "	78	6	16.5	530a	530a	1246a	1249a												
26 DUPONT &	MtD																																														
Monday to Friday	07-Sep-10																																														
26 St George Stn – Jane Stn	19.09	LF	6	13 ' 00 "	75	3	15.3	LF	4	20 ' 00 "	68	12	16.8	LF	6	14 ' 00 "	80	4	14.3	LF	3	20 ' 00 "	60	0	19.1	LF	2	30 ' 00 "	60	0	19.1	540a	510a	200a	130a												
Saturday	29-Nov-08																																														
26 St George Stn – Jane Stn	19.09	LF	2	30 ' 00 "	60	0	19.1	LF	3	24 ' 00 "	72	0	15.9	LF	3	24 ' 00 "	72	0	15.9	LF	3	24 ' 00 "	72	0	15.9	LF	2	30 ' 00 "	60	0	19.1	540a	540a	200a	130a												
Sunday	23-Nov-08																																														
26 St George Stn – Jane Stn	19.09	LF	2	30 ' 00 "	60	0	19.1	LF	2	30 ' 00 "	60	0	19.1	LF	2	30 ' 00 "	60	0	19.1	LF	2	30 ' 00 "	60	0	19.1	LF	2	30 ' 00 "	60	0	19.1	710a	740a	140a	110a												
111 EAST MALL &	Qsy																																														
Monday to Friday	29-Mar-10																																														
111 Kipling Stn – Eglinton	17.93	LF	5	10 ' 00 "	46	4	23.4	LF	4	12 ' 00 "	46	2	23.4	LF	5	11 ' 00 "	49	6	22.0	LF	3	15 ' 00 "	45	0	23.9	LF	2	20 ' 00 "	36	4	29.9	525a	510a	120a	103a												
Saturday	20-Feb-10																																														
111 Kipling Stn – Eglinton	17.93	LF	2	20 ' 00 "	40	0	26.9	LF	3.5	15 ' 00 "	52	0	20.6	LF	5	11 ' 00 "	47	8	22.9	LF	2	20 ' 00 "	39	1	27.6	LF	2	20 ' 00 "	36	4	29.9	551a	610a	102a	1247a												
																												Alternates trips with 123 SHORNCIFFE																			
Sunday	14-Feb-10																																														
111 Kipling Stn – Eglinton	17.93	LF	3	15 ' 00 "	45	0	23.9	LF	3	15 ' 00 "	45	0	23.9	LF	3	18 ' 00 "	47	7	22.9	LF	2	20 ' 00 "	39	1	27.6	LF	2	20 ' 00 "	36	4	29.9	820a	849a	103a	1247a												
404 EAST YORK COMMUNITY BUS &	W-T																																														
Monday to Friday	Mar-05																																														
404 East General Hospital – Shoppers World via Victoria Park Stn				Monday-Friday midday					Monday-Friday afternoon peak period																																						
		CB	1	75 ' 00 "	75	0		CB	1	75 ' 00 "	75	0																																			
34 EGLINTON EAST &	Egl																																														
Monday to Friday	07-Sep-10																																														
34 Eglinton Stn – Kingston Rd	33.71	LF	14	8 ' 00 "	112	0	18.1						LF	13	9 ' 15 "	118	3	17.2						518a	500a	904a	835a																				
34C Eglinton Stn – Kennedy Stn	23.33	LF	11	8 ' 00 "	84	4	16.7	LF	12	6 ' 45 "	81	0	17.3	LF	10	9 ' 15 "	86	7	16.3	LF	10	8 ' 00 "	80	0	17.5	LF	5	14 ' 00 "	70	0	20.0	308p	243p	700p	618p												
Combined/Average				25 4 ' 00 "					12 6 ' 45 "					23 4 ' 38 "					10 8 ' 00 "					5 14 ' 00 "																							
Saturday	23-Feb-08																																														
34C Eglinton Stn – Kennedy Stn	23.33	LF	6	12 ' 00 "	72	0	19.4	LF	9	8 ' 30 "	76	1	18.4	LF	11	7 ' 00 "	76	1	18.4	LF	6	11 ' 00 "	66	0	21.2	LF	4	15 ' 00 "	60	0	23.3	501a	514a	210a	200a												
Sunday	30-Mar-08																																														
34C Eglinton Stn – Kennedy Stn	23.33	LF	6	12 ' 00 "	72	0	19.4	LF	6	12 ' 00 "	72	0	19.4	LF	8	9 ' 30 "	72	4	19.4	LF	4	17 ' 00 "	66	2	21.2	LF	3	20 ' 00 "	60	0	23.3	702a	715a	220a	150a												
305 EGLINTON EAST &	Egl																																														
Overnight, 7 days a week	14-Feb-10																																														
305 Eglinton Stn – Rouge Hill GO Stn	48.20	LF	3.5	30 ' 00 "	105	0	27.5	LF	3.5	30 ' 00 "	105	0	27.5	LF	3.5	30 ' 00 "	105	0	27.5																												
																												Alternates trips with 354 LAWRENCE EAST																			
																												Alternates trips with 354 LAWRENCE EAST																			
																												Alternates trips with 354 LAWRENCE EAST																			



TORONTO TRANSIT COMMISSION

SERVICE SUMMARY

October 10 to November 20, 2010

Route	RT dist (km) and date of last change	Monday-Friday morning peak period					Monday-Friday midday					Monday-Friday afternoon peak period					Monday-Friday early evening					Monday-Friday late evening					First dep NB or WB	First dep SB or EB	Last dep NB or WB	Last dep SB or EB					
		Veh type	No. of Veh	Service interval	Run time (min)	Term time (min)	Avg spd (km/h)	Veh type	No. of Veh	Service interval	Run time (min)	Term time (min)	Avg spd (km/h)	Veh type	No. of Veh	Service interval	Run time (min)	Term time (min)	Avg spd (km/h)	Veh type	No. of Veh	Service interval	Run time (min)	Term time (min)	Avg spd (km/h)	Veh type					No. of Veh	Service interval	Run time (min)	Term time (min)	Avg spd (km/h)
32 EGLINTON WEST &	MtD																																		
Monday to Friday	12-Oct-10																																		
32 Eglinton Stn – Renforth	32.99																																		
32A Eglinton Stn – Renforth & Skymark	34.65	LF	27	4 ' 30 "	119	3	17.5	LF	10	11 ' 00 "	108	2	19.2	LF	18	7 ' 00 "	118	8	17.6	LF	10	11 ' 00 "	109	1	19.1	HF	6	15 ' 00 "	90	0	22.0	914p	1010p	120a	110a
32C Eglinton Stn – Jane & Lawrence via Trethewey	20.18	LF	19	4 ' 30 "	85	1	14.3	LF	8	11 ' 00 "	84	4	14.4	LF	13	7 ' 00 "	89	2	13.6	LF	8	11 ' 00 "	84	4	14.4	LF	5	15 ' 00 "	70	5	17.3	547a	535a	110a	130a
32D Eglinton West Stn – Jane & Emmett	13.21	LF	5	9 ' 00 "	43	2	18.4	LF	5	11 ' 00 "	48	7	16.5	LF	7	7 ' 00 "	47	2	16.9	LF	2	24 ' 00 "	48	0	16.5	LF	2	24 ' 00 "	44	4	18.0	630a	601a	104a	104a
Combined/Average			51	1 ' 48 "					23	3 ' 40 "					38	2 ' 20 "					20	4 ' 28 "					13	5 ' 43 "							
Saturday	24-Oct-09																																		
32 Eglinton Stn – Renforth	32.99																																		
32A Eglinton Stn – Renforth & Skymark	34.65	LF	7	15 ' 00 "	95	10	21.9	LF	14	9 ' 00 "	125	1	16.6	LF	14	9 ' 00 "	125	1	16.6	LF	5	20 ' 00 "	96	4	20.6	LF	4	24 ' 00 "	90	6	22.0	442a	515a	108a	111a
32C Eglinton Stn – Jane & Lawrence via Trethewey	20.18	LF	5	15 ' 00 "	75	0	16.1	LF	11	9 ' 00 "	96	3	12.6	LF	11	9 ' 00 "	96	3	12.6	LF	4	20 ' 00 "	72	8	16.8	LF	3	24 ' 00 "	70	2	17.3	552a	530a	120a	132a
32D Eglinton West Stn – Jane & Emmett	13.21	LF	2	24 ' 00 "	43	5	18.4	LF	2	30 ' 00 "	60	0	13.2	LF	2	30 ' 00 "	60	0	13.2	LF	2	24 ' 00 "	48	0	16.5	LF	2	24 ' 00 "	44	4	18.0	618a	614a	104a	103a
Combined/Average			14	5 ' 43 "					27	3 ' 55 "					27	3 ' 55 "					11	7 ' 04 "					9	8 ' 00 "							
Sunday	21-Jun-09																																		
32 Eglinton Stn – Renforth	32.99	LF	3.5	30 ' 00 "	90	15	22.0	LF	7	14 ' 00 "	98	0	20.2	LF	10	10 ' 00 "	99	1	20.0	LF	5.5	18 ' 00 "	96	3	20.6	LF	3.5	30 ' 00 "	90	15	22.0	442a	525a	100a	1257a
32C Eglinton Stn – Jane & Lawrence via Trethewey	20.18	LF	2.5	30 ' 00 "	70	5	17.3	LF	6	14 ' 00 "	80	4	15.1	LF	8	10 ' 00 "	80	0	15.1	LF	4.5	18 ' 00 "	72	9	16.8	LF	2.5	30 ' 00 "	70	5	17.3	700a	740a	115a	119a
32D Eglinton West Stn – Jane & Emmett	13.21	LF	2	24 ' 00 "	44	4	18.0	LF	2	24 ' 00 "	46	2	17.2	LF	2	24 ' 00 "	46	2	17.2	LF	2	24 ' 00 "	42	6	18.9	LF	2	24 ' 00 "	37	11	21.4	900a	903a	100a	102a
Combined/Average			6	15 ' 00 "					15	5 ' 25 "					20	4 ' 08 "					12	6 ' 33 "					8	9 ' 14 "							
307 EGLINTON WEST &	MtD																																		
Overnight, 7 days a week	23-Nov-08																																		
307 Eglinton Stn – Pearson Airport	38.95	LF	3	30 ' 00 "	90	0	26.0	LF	3	30 ' 00 "	90	0	26.0	LF	3	30 ' 00 "	90	0	26.0																
405 ETOBICOKE COMMUNITY BUS &	W-T																																		
Monday to Friday	24-Oct-05																																		
405 Richview – Kipling							Monday-Friday midday					Monday-Friday afternoon peak period																							
		CB	1	74 ' 00 "	74	0		CB	1	74 ' 00 "	74	0												922a	1000a	516p	440a								
15 EVANS &	Qsy																																		
Monday to Friday	07-Sep-10																																		
15 Royal York Stn – Sherway	16.51	LF	4	12 ' 30 "	50	0	19.8	LF	2	22 ' 30 "	45	0	22.0	LF	4	12 ' 30 "	50	0	19.8	LF	1.5	30 ' 00 "	40	5	24.8	LF	1.5	30 ' 00 "	40	5	24.8	600a	545a	115a	105a
												Alternates trips with 48 RATHBURN																							
Saturday	29-Nov-08																																		
15 Royal York Stn – Sherway	16.51	LF	1.5	30 ' 00 "	45	0	22.0	LF	1.5	30 ' 00 "	45	0	22.0	LF	1.5	30 ' 00 "	45	0	22.0	LF	1.5	30 ' 00 "	40	5	24.8	LF	1.5	30 ' 00 "	40	5	24.8	600a	600a	100a	1250a
												Alternates trips with 48 RATHBURN										Alternates trips with 48 RATHBURN													
Sunday	23-Nov-08																																		
15 Royal York Stn – Sherway	16.51	LF	1.5	30 ' 00 "	40	5	24.8	LF	1.5	30 ' 00 "	40	5	24.8	LF	1.5	30 ' 00 "	40	5	24.8	LF	1.5	30 ' 00 "	40	5	24.8	LF	1.5	30 ' 00 "	40	5	24.8	907a	900a	107a	100a
												Alternates trips with 48 RATHBURN										Alternates trips with 48 RATHBURN													
193 EXHIBITION ROCKET &	Wil																																		
193 Dundas West Stn – Exhibition		Bus service provided only during special events																																	



TORONTO TRANSIT COMMISSION

SERVICE SUMMARY

October 10 to November 20, 2010

Route	RT dist (km) and date of last change	Monday-Friday morning peak period					Monday-Friday midday					Monday-Friday afternoon peak period					Monday-Friday early evening					Monday-Friday late evening					First dep NB or WB	First dep SB or EB	Last dep NB or WB	Last dep SB or EB									
		Veh type	No. of Veh	Service interval	Run time (min)	Term time (min)	Avg spd (km/h)	Veh type	No. of Veh	Service interval	Run time (min)	Term time (min)	Avg spd (km/h)	Veh type	No. of Veh	Service interval	Run time (min)	Term time (min)	Avg spd (km/h)	Veh type	No. of Veh	Service interval	Run time (min)	Term time (min)	Avg spd (km/h)	Veh type					No. of Veh	Service interval	Run time (min)	Term time (min)	Avg spd (km/h)				
104 FAYWOOD &	Wil																																						
Monday to Friday	23-Nov-09	Monday-Friday morning peak period					Monday-Friday midday					Monday-Friday afternoon peak period					Monday-Friday early evening					Monday-Friday late evening																	
104 Wilson Stn – Downsview Stn	16.24	LF	4	12' 00"	44	4	22.1	LF	3	14' 00"	38	4	25.6	LF	4	12' 00"	44	4	22.1	LF	3	14' 00"	38	4	25.6	LF	2	20' 00"	38	2	25.6	548a	557a	100a	119a				
Saturday	28-Nov-09	Saturday early morning					Saturday morning					Saturday afternoon					Saturday early evening					Saturday late evening																	
104 Wilson Stn – Downsview Stn	16.24	LF	3	14' 00"	36	6	27.1	LF	3	14' 00"	38	4	25.6	LF	3	14' 00"	38	4	25.6	LF	3	14' 00"	38	4	25.6	LF	2	20' 00"	38	2	25.6	615a	636a	115a	134a				
Sunday	22-Nov-09	Sunday morning					Sunday afternoon					Sunday early evening					Sunday late evening																						
104 Wilson Stn – Downsview Stn	16.24							LF	2	20' 00"	38	2	25.6	LF	2	20' 00"	38	2	25.6	LF	2	20' 00"	38	2	25.6	LF	2	20' 00"	38	2	25.6	745a	805a	125a	125a				
139 FINCH-DON MILLS &	Mal																																						
Monday to Friday	12-Oct-10	Monday-Friday morning peak period					Monday-Friday midday					Monday-Friday afternoon peak period					Monday-Friday early evening																						
139E Don Mills Stn – Neilson & Finch	27.24	Lift	5	14' 00"	70	0	23.3						Lift	5	14' 00"	70	0	23.3																610a	646a	912a	934a		
																																		227p	300p	639p	700p		
39 FINCH EAST &	Mal																																						
Monday to Friday	12-Oct-10	Monday-Friday morning peak period					Monday-Friday midday					Monday-Friday afternoon peak period					Monday-Friday early evening					Monday-Friday late evening																	
39 Finch Stn – Seneca College	11.39	Lift	5	7' 00"	32	3	21.4						Lift	4	9' 00"	32	4	21.4																	625a	644a	859a	857a	
39F Finch Stn – Seneca College Express																																		325p	302p	625p	602p		
39D Finch Stn – Neilson	33.46	Lift	28	3' 30"	96	2	20.9	Lift	17	5' 00"	85	0	23.6	Lift	23	4' 30"	100	4	20.1	Lift	11	7' 30"	76	7	26.4	Lift	13	5' 30"	72	0	28.1					459a	515a	200a	225a
39G Finch Stn – Old Finch	43.12	Lift	1	14' 00"	108	4	24.0						Lift	1	13' 30"	112	5	23.1																	604a	536a	852a	810a	
Combined/Average			34	2' 20"				17	5' 00"				28	3' 00"					11	7' 30"													320p	300p	643p	649p			
		39/39F buses operate WB as 39 (local) and operate EB as 39F (express) Every 4th 39D operates as a 39G										39/39F buses operate EB as 39 (local) and operate WB as 39F (express) Every 3rd 39D operates as a 39G																											
Saturday	16-Oct-10	Saturday early morning					Saturday morning					Saturday afternoon					Saturday early evening					Saturday late evening																	
39D Finch Stn – Neilson	33.46	Lift	12	7' 30"	88	2	22.8	Lift	12	7' 30"	90	0	22.3	Lift	13	7' 00"	91	0	22.1	Lift	18	5' 00"	86	4	23.3	Lift	9	8' 00"	70	2	28.7					501a	531a	200a	200a
Sunday	28-Mar-10	Sunday early morning					Sunday morning					Sunday afternoon					Sunday early evening					Sunday late evening																	
39D Finch Stn – Neilson	33.46	Lift	16	5' 45"	90	2	22.3	Lift	16	5' 45"	90	2	22.3	Lift	21	4' 20"	90	1	22.3	Lift	12	7' 15"	85	2	23.8	Lift	7	10' 00"	70	0	28.7					500a	530a	200a	225a
308 FINCH EAST &	Mal/Arw																																						
Overnight, 7 days a week	16-Feb-03	Monday-Friday overnight					Saturday overnight					Sunday overnight																											
308 Finch Stn – Markham Rd	33.57	LF	2	30' 00"	64	0	31.5	LF	2	30' 00"	64	0	31.5	LF	2	30' 00"	64	0	31.5																				
		Alternates trips with 309 FINCH WEST					Alternates trips with 309 FINCH WEST					Alternates trips with 309 FINCH WEST																											
199 FINCH ROCKET &	Mal																																						
Monday to Friday	12-Oct-10	Monday-Friday morning peak period					Monday-Friday midday					Monday-Friday afternoon peak period					Monday-Friday early evening																						
199 Finch Stn-Scarborough Centre Stn	37.85	Lift	24	4' 00"	92	4	24.7	Lift	15	5' 20"	80	0	28.4	Lift	17	5' 30"	94	0	24.3	Lift	10	7' 30"	75	0	30.3											556a	619a	955p	956p
Saturday	16-Oct-10	Saturday morning					Saturday afternoon																																
199 Finch Stn-Scarborough Centre Stn	37.85							Lift	11	7' 30"	82	0	27.6	Lift	12	7' 00"	84	0	27.0																	903a	903a	619p	558p



TORONTO TRANSIT COMMISSION

SERVICE SUMMARY

October 10 to November 20, 2010

Route	RT dist (km) and date of last change	No. of					Run time					Term time					Avg spd					First dep NB or WB	First dep SB or EB	Last dep NB or WB	Last dep SB or EB												
		Veh type	Veh	Service interval	(min)	(min)	(km/h)	Veh type	Veh	Service interval	(min)	(min)	(km/h)	Veh type	Veh	Service interval	(min)	(min)	(km/h)	Veh type	Veh					Service interval	(min)	(min)	(km/h)								
36 FINCH WEST &	Arw																																				
Monday to Friday	12-Oct-10	Monday-Friday morning peak period					Monday-Friday midday					Monday-Friday afternoon peak period					Monday-Friday early evening					Monday-Friday late evening															
36A Finch Stn – Kipling	30.89	LF	11	8 ' 00 "	88	0	21.1	LF	10	10 ' 00 "	94	6	19.7	LF	9	12 ' 00 "	104	4	17.8	LF	16	6 ' 45 "	108	0	22.2	LF	12	8 ' 00 "	95	1	25.2	619a	922a	630p	638p		
36B Finch Stn – Humberwood	39.97	LF	15	8 ' 00 "	120	0	20.0	LF	12	10 ' 00 "	120	0	20.0	LF	22	6 ' 00 "	130	2	18.4	LF	16	6 ' 45 "	108	0	22.2	LF	12	8 ' 00 "	95	1	25.2	515a	530a	234a	146a		
36C Finch Stn – Jane	19.50	LF	4	16 ' 00 "	62	2	18.9																														
36D Finch Stn – Weston Rd & Milvan	27.25	LF	5	16 ' 00 "	78	2	21.0						LF	8	12 ' 00 "	91	5	18.0																			
Combined/Average			35	2 ' 40 "				22	5 ' 00 "				39	3 ' 00 "					16	6 ' 45 "																	
Saturday	23-Feb-08	Saturday early morning					Saturday morning					Saturday afternoon					Saturday early evening					Saturday late evening															
36A Finch Stn – Kipling	30.89						LF	9	11 ' 00 "	92	7	20.1	LF	9	11 ' 00 "	92	7	20.1	LF	9	9 ' 00 "	90	0	26.6	LF	7	13 ' 00 "	90	1	26.6	1006a	1020a	727p	651p			
36B Finch Stn – Humberwood	39.97	LF	10	10 ' 00 "	95	5	25.2	LF	11	11 ' 00 "	120	1	20.0	LF	11	11 ' 00 "	120	1	20.0	LF	10	9 ' 00 "	90	0	26.6	LF	7	13 ' 00 "	90	1	26.6	515a	535a	230a	155a		
Combined/Average			10	10 ' 00 "				20	5 ' 30 "				20	5 ' 30 "					10	9 ' 00 "					7	13 ' 00 "											
Sunday	21-Jun-09	Sunday early morning					Sunday morning					Sunday afternoon					Sunday early evening					Sunday late evening															
36B Finch Stn – Humberwood	39.97	LF	6	15 ' 00 "	90	0	26.6	LF	13	8 ' 00 "	97	7	24.7	LF	17	6 ' 00 "	97	5	24.7	LF	10	9 ' 00 "	90	0	26.6	LF	7	13 ' 00 "	90	1	26.6	535a	550a	230a	154a		
309 FINCH WEST &	Arw/Mal																																				
Overnight, 7 days a week	17-May-08	Monday-Friday overnight					Saturday overnight					Sunday overnight																									
309 Finch Stn – Woodbine Racetrack	45.42	LF	3	30 ' 00 "	86	0	31.7	LF	3	30 ' 00 "	86	0	31.7	LF	3	30 ' 00 "	86	0	31.7	Alternates trips with 308 FINCH EAST																	
100 FLEMINGDON PARK &	Egl																																				
Monday to Friday	07-Sep-10	Monday-Friday morning peak period					Monday-Friday midday					Monday-Friday afternoon peak period					Monday-Friday early evening					Monday-Friday late evening															
100 Broadview Stn – Eglinton Stn	31.06	LF	3	14 ' 00 "	98	4	19.0	LF	12	8 ' 00 "	95	1	19.6	LF	3	16 ' 30 "	100	10	18.6	LF	12	7 ' 30 "	90	0	20.7	LF	6	15 ' 00 "	80	10	23.3	535a	505a	120a	120a		
100A Broadview Stn – Don Mills & Wynford	20.53	LF	17	3 ' 30 "	60	0	20.7						LF	11	5 ' 30 "	61	0	20.4																			
100D Broadview Stn – Don Mills & Wynford via Linkwood	20.63	LF		14 ' 00 "	60	0	20.6						LF		16 ' 30 "	61	0	20.3																			
Combined/Average			20	3 ' 30 "				12	8 ' 00 "				14	6 ' 00 "					12	7 ' 30 "					6	15 ' 00 "											
			Every 4th 100A operates as a 100					Every 4th 100A operates as a 100D					Every 3rd 100A operates as a 100					Every 3rd 100A operates as a 100D																			
Saturday	23-Feb-08	Saturday early morning					Saturday morning					Saturday afternoon					Saturday early evening					Saturday late evening															
100 Broadview Stn – Eglinton Stn	31.06	LF	3	30 ' 00 "	90	0	20.7	LF	11	8 ' 15 "	91	0	20.5	LF	11	8 ' 15 "	91	0	20.5	LF	10	9 ' 00 "	90	0	20.7	LF	4	20 ' 00 "	80	0	23.3	615a	600a	120a	120a		
Sunday	17-Feb-08	Sunday morning					Sunday afternoon					Sunday early evening					Sunday late evening																				
100 Broadview Stn – Eglinton Stn	31.06						LF	5	20 ' 00 "	90	10	20.7	LF	5	20 ' 00 "	90	10	20.7	LF	6	15 ' 00 "	90	0	20.7													
100A Broadview Stn – Don Mills & Wynford	20.53	LF	3	20 ' 00 "	60	0	20.5	LF	3	20 ' 00 "	60	0	20.5	LF	3	20 ' 00 "	60	0	20.5						LF	3	20 ' 00 "	60	0	31.1	910a	815a	915p	945p			
Combined/Average			8	10 ' 00 "				8	10 ' 00 "				6	15 ' 00 "					3	20 ' 00 "																	
33 FOREST HILL &	Wil																																				
Monday to Friday	21-Jun-10	Monday-Friday morning peak period					Monday-Friday midday					Monday-Friday afternoon peak period					Monday-Friday early evening					Monday-Friday late evening															
33 St Clair West Stn - Eglinton	7.17	LF	1	30 ' 00 "	30	0	14.3	LF	1	30 ' 00 "	30	0	14.3	LF	1	30 ' 00 "	30	0	14.3	LF	1	30 ' 00 "	30	0	14.3	LF	1	30 ' 00 "	30	0	14.3	700a	716a	100a	1246a		
Saturday	26-Jun-10	Saturday early morning					Saturday morning					Saturday afternoon					Saturday early evening					Saturday late evening															
33 St Clair West Stn - Eglinton	7.17	LF	1	30 ' 00 "	30	0	14.3	LF	1	30 ' 00 "	30	0	14.3	LF	1	30 ' 00 "	30	0	14.3	LF	1	30 ' 00 "	30	0	14.3	LF	1	30 ' 00 "	30	0	14.3	700a	716a	100a	1246a		
Sunday	20-Jun-10	Sunday morning					Sunday afternoon					Sunday early evening					Sunday late evening																				
33 St Clair West Stn - Eglinton	7.17						LF	1	30 ' 00 "	30	0	14.3	LF	1	30 ' 00 "	30	0	14.3	LF	1	30 ' 00 "	30	0	14.3	LF	1	30 ' 00 "	30	0	14.3	900a	916a	100a	1246a			



TORONTO TRANSIT COMMISSION

SERVICE SUMMARY

October 10 to November 20, 2010

Route	RT dist (km) and date of last change	No. of					Run time (min)	Term time (min)	Avg spd (km/h)	No. of					Run time (min)	Term time (min)	Avg spd (km/h)	No. of					Run time (min)	Term time (min)	Avg spd (km/h)	First dep NB or WB	First dep SB or EB	Last dep NB or WB	Last dep SB or EB						
		Veh type	Veh	Service interval	(min)	(min)				Veh type	Veh	Service interval	(min)	(min)				Veh type	Veh	Service interval	(min)	(min)								Veh type	Veh	Service interval	(min)	(min)	
135 GERRARD &	Bir																																		
Monday to Friday	10-May-10	Monday-Friday morning peak period					Monday-Friday midday					Monday-Friday afternoon peak period					Monday-Friday early evening					Monday-Friday late evening													
135 Warden Stn – Main Street Stn	10.81	LF	2	18'00"	36	0	18.0	LF	2	18'00"	36	0	18.0	LF	2	18'00"	36	0	18.0	LF	1	30'00"	30	0	21.6	LF	1	30'00"	26	4	25.0	547a	530a	132a	145a
Saturday	29-Nov-08	Saturday early morning					Saturday morning					Saturday afternoon					Saturday early evening					Saturday late evening													
135 Warden Stn – Main Street Stn	10.81	LF	1	30'00"	30	0	21.6	LF	2	20'00"	35	5	18.5	LF	2	20'00"	35	5	18.5	LF	1	30'00"	30	0	21.6	LF	1	30'00"	30	0	21.6	615a	600a	105a	120a
Sunday	23-Nov-08	Sunday morning					Sunday afternoon					Sunday early evening					Sunday late evening																		
135 Warden Stn – Main Street Stn	10.81							LF	1	30'00"	30	0	21.6	LF	1	30'00"	30	0	21.6	LF	1	30'00"	30	0	21.6	LF	1	30'00"	30	0	21.6	855a	910a	125a	110a
14 GLENCAIRN &	Wil																																		
Monday to Friday	04-Aug-09	Monday-Friday morning peak period					Monday-Friday midday					Monday-Friday afternoon peak period					Monday-Friday early evening					Monday-Friday late evening													
14 Davisville Stn – Caledonia	13.42	LF	3	20'00"	48	12	16.8	LF	2	24'00"	45	3	17.9	LF	3	20'00"	48	12	16.8	LF	2	20'00"	40	0	20.1	LF	2	20'00"	40	0	20.1	600a	537a	105a	1245a
Saturday	08-Aug-09	Saturday early morning					Saturday early morning					Saturday early morning					Saturday early morning					Saturday early morning													
14 Davisville Stn – Caledonia	13.42	LF	2	20'00"	40	0	20.1	LF	2	24'00"	45	3	17.9	LF	2	24'00"	45	3	17.9	LF	2	20'00"	40	0	20.1	LF	2	20'00"	40	0	20.1	600a	540a	100a	1240a
Sunday	02-Aug-09	Saturday early morning					Saturday early morning					Saturday early morning					Saturday early morning																		
14 Davisville Stn – Caledonia	13.42							LF	2	20'00"	40	0	20.1	LF	2	20'00"	40	0	20.1	LF	2	20'00"	40	0	20.1	LF	2	20'00"	40	0	20.1	900a	835a	100a	1240a
122 GRAYDON HALL &	Wil																																		
Monday to Friday	07-Sep-10	Monday-Friday morning peak period					Monday-Friday midday					Monday-Friday afternoon peak period					Monday-Friday early evening					Monday-Friday late evening													
122 York Mills Stn – Roywood via Lesmill	18.76	LF	5	12'00"	58	2	19.4	LF	3	17'00"	48	3	23.5	LF	5	13'00"	62	3	18.2	LF	1.5	30'00"	55	0	20.5	LF	1.5	30'00"	48	4	23.5	615a	615a	129a	105a
Saturday	26-Jun-10	Saturday early morning					Saturday morning					Saturday afternoon					Saturday early evening					Saturday late evening													
122 York Mills Stn – Roywood via Lesmill	18.76	LF	1.5	30'00"	50	3	22.5	LF	1.5	30'00"	50	3	22.5	LF	1.5	30'00"	50	3	22.5	LF	1.5	30'00"	45	5	25.0	LF	1.5	30'00"	45	5	25.0	610a	615a	137a	115a
Sunday	20-Jun-10	Alternates trips with 115 SILVER HILLS					Alternates trips with 115 SILVER HILLS					Alternates trips with 115 SILVER HILLS					Alternates trips with 115 SILVER HILLS					Alternates trips with 115 SILVER HILLS													
122 York Mills Stn – Roywood via Lesmill	18.76							LF	1.5	30'00"	50	3	22.5	LF	1.5	30'00"	50	3	22.5	LF	1.5	30'00"	45	5	25.0	LF	1.5	30'00"	45	5	25.0	910a	845a	137a	115a
31 GREENWOOD &	Bir																																		
Monday to Friday	29-Mar-10	Monday-Friday morning peak period					Monday-Friday midday					Monday-Friday afternoon peak period					Monday-Friday early evening					Monday-Friday late evening													
31 Greenwood Stn – Queen	4.70	LF	3	8'00"	24	0	11.7	LF	2	12'00"	24	0	11.7	LF	3	8'00"	24	0	11.7	LF	2	10'00"	20	0	14.1						804a	748a	910p	900p	
31B Greenwood Stn – Eastern	6.68																																		
		31B operates until 800a, 31 operates after 800a					4 Trips					31B operates approx 330p to 415p										LF					1	25'00"	25	0	16.0	530a	520a	147a	135a
Saturday	29-Nov-08	Saturday early morning					Saturday morning					Saturday afternoon					Saturday early evening					Saturday late evening													
31 Greenwood Stn – Queen	4.70							LF	1	20'00"	20	0	14.1	LF	1	20'00"	20	0	14.1	LF	1	20'00"	20	0	14.1						810a	800a	910p	900p	
31B Greenwood Stn – Eastern	6.68	LF	1	25'00"	25	0	16.0																												
Sunday	23-Nov-08	Sunday early morning					Sunday morning					Sunday afternoon					Sunday early evening					Sunday late evening													
31 Greenwood Stn – Queen	4.70							LF	1	20'00"	20	0	14.1	LF	1	20'00"	20	0	14.1	LF	1	20'00"	20	0	14.1						850a	840a	910p	900p	
31B Greenwood Stn – Eastern	6.68	LF	1	25'00"	25	0	16.0																												



SERVICE SUMMARY

October 10 to November 20, 2010

Route	RT dist (km) and date of last change	No. of					Run time					Term time					Avg spd (km/h)					First dep NB or WB	First dep SB or EB	Last dep NB or WB	Last dep SB or EB										
		Veh type	Veh	Service interval	(min)	(min)	(km/h)	Veh type	Veh	Service interval	(min)	(min)	(km/h)	Veh type	Veh	Service interval	(min)	(min)	(km/h)	Veh type	Veh					Service interval	(min)	(min)	(km/h)						
509 HARBOURFRONT	Ron																																		
Monday to Friday	07-Sep-10	Monday-Friday morning peak period					Monday-Friday midday					Monday-Friday afternoon peak period					Monday-Friday early evening					Monday-Friday late evening													
509 Exhibition – Union Station	9.30	CLRV	6	6 ' 00 "	34	2	16.4	CLRV	4	9 ' 00 "	32	4	17.4	CLRV	7	5 ' 30 "	34	5	16.4	CLRV	5	7 ' 15 "	32	5	17.6	CLRV	2	15 ' 00 "	30	0	18.6	603a	548a	115a	100a
Saturday	11-Sep-10	Saturday early morning					Saturday morning					Saturday afternoon					Saturday early evening					Saturday late evening													
509 Exhibition – Union Station	9.30	CLRV	2	17 ' 00 "	32	2	17.4	CLRV	4	9 ' 00 "	32	4	17.4	CLRV	4	10 ' 00 "	34	6	16.4	CLRV	3	12 ' 00 "	32	4	17.4	CLRV	2	15 ' 00 "	30	0	18.6	610a	555a	115a	100a
Sunday	05-Sep-10	Sunday morning					Sunday afternoon					Sunday early evening					Sunday late evening																		
509 Exhibition – Union Station	9.30							CLRV	3	12 ' 00 "	32	4	17.4	CLRV	4	10 ' 00 "	34	6	16.4	CLRV	2	17 ' 00 "	32	2	17.4	CLRV	2	15 ' 00 "	30	0	18.6	901a	845a	115a	100a
38 HIGHLAND CREEK &	Mal																																		
Monday to Friday	07-Sep-10	Monday-Friday morning peak period					Monday-Friday midday					Monday-Friday afternoon peak period					Monday-Friday early evening					Monday-Friday late evening													
38 Scarborough Centre Stn – Rouge Hill GO Stn	24.01	LF	4.5	15 ' 00 "	66	2	21.3	LF	5.5	12 ' 00 "	60	6	21.8	LF	6	12 ' 00 "	70	2	20.0	LF	5	12 ' 00 "	60	0	24.0	LF	2.5	20 ' 00 "	50	0	28.8	503a	530a	115a	130a
38A Scarborough Centre Stn – U of T Scarborough	18.10	LF	3.5	15 ' 00 "	42	11	20.7	LF	3.5	12 ' 00 "	40	2	25.9	LF	4	12 ' 00 "	48	0	22.6																
			8	7 ' 30 "					9	6 ' 00 "					10	6 ' 00 "					5	12 ' 00 "					2.5	20 ' 00 "							
			Alternates trips with 133 NEILSON																																
Saturday	10-Jan-09	Saturday early morning					Saturday morning					Saturday afternoon					Saturday early evening					Saturday late evening													
38 Scarborough Centre Stn – Rouge Hill GO Stn	24.01	LF	4	15 ' 00 "	60	0	24.0	LF	4	15 ' 00 "	60	0	24.0	LF	5	12 ' 00 "	60	0	24.0	LF	3	20 ' 00 "	60	0	24.0	LF	2.5	20 ' 00 "	50	0	28.8	551a	621a	1255a	110a
			Alternates trips with 133 NEILSON																																
Sunday	04-Jan-09	Sunday morning					Sunday afternoon					Sunday early evening					Sunday late evening																		
38 Scarborough Centre Stn – Rouge Hill GO Stn	24.01							LF	4	15 ' 00 "	60	0	24.0	LF	4	15 ' 00 "	60	0	24.0	LF	2	30 ' 00 "	60	0	24.0	LF	2	30 ' 00 "	60	0	24.0	850a	820a	100a	100a
191 HIGHWAY 27 ROCKET &	Arw																																		
Monday to Friday	07-Sep-10	Monday-Friday morning peak period					Monday-Friday midday					Monday-Friday afternoon peak period					Monday-Friday early evening					Monday-Friday late evening													
191 Kipling Stn – Steeles	41.99	LF	13	6 ' 00 "	76	2	33.2	LF	7	10 ' 00 "	70	0	36.0	LF	13	6 ' 30 "	84	1	30.0	LF	3	22 ' 00 "	66	0	38.2	LF	2	30 ' 00 "	60	0	42.0	612a	505a	100a	1230a
191A Kipling Stn – Humber College	31.53																																		
			Operates NB via Attwell and Royalcrest											Operates SB via Royalcrest and Attwell																					
Saturday	09-Jan-10	Saturday early morning					Saturday morning					Saturday afternoon					Saturday early evening					Saturday late evening													
191 Kipling Stn – Steeles	38.59	LF	2	30 ' 00 "	60	0	38.6	LF	4	17 ' 00 "	66	2	35.1	LF	6	12 ' 00 "	66	6	35.1	LF	3	22 ' 00 "	66	0	35.1	LF	2	30 ' 00 "	60	0	38.6	630a	600a	100a	1230a
Sunday	21-Jun-09	Sunday morning					Sunday afternoon					Sunday early evening					Sunday late evening																		
191 Kipling Stn – Steeles	38.59							LF	3	20 ' 00 "	60	0	38.6	LF	3	22 ' 00 "	66	0	35.1	LF	3	22 ' 00 "	66	0	35.1	LF	2	30 ' 00 "	60	0	38.6	850a	815a	100a	1230a
169 HUNTINGWOOD &	Egl																																		
Monday to Friday	04-Jan-10	Monday-Friday morning peak period					Monday-Friday midday					Monday-Friday afternoon peak period					Monday-Friday early evening					Monday-Friday late evening													
169 Don Mills Stn – Scarborough Centre Stn	24.16	LF	4	20 ' 00 "	76	4	19.1						LF	3	30 ' 00 "	79	11	18.3																	
169A Don Mills Stn – Scarborough Centre Stn via Van Horne	28.39							LF	3	30 ' 00 "	87	3	19.6							LF	3	30 ' 00 "	85	5	20.0	LF	3	30 ' 00 "	82	8	20.8	530a	540a	900a	840a
Saturday	09-Jan-10	Saturday early morning					Saturday morning					Saturday afternoon					Saturday early evening					Saturday late evening													
169A Don Mills Stn – Scarborough Centre Stn via Van Horne	28.39	LF	3	30 ' 00 "	85	5	20.0	LF	3	30 ' 00 "	85	5	20.0	LF	3	30 ' 00 "	85	5	20.0	LF	3	30 ' 00 "	85	5	20.0	LF	3	30 ' 00 "	82	8	20.8	600a	545a	100a	115a
Sunday	03-Jan-10	Sunday morning					Sunday afternoon					Sunday early evening					Sunday late evening																		
169A Don Mills Stn – Scarborough Centre Stn via Van Horne	28.39							LF	3	30 ' 00 "	82	8	20.8	LF	3	30 ' 00 "	82	8	20.8	LF	3	30 ' 00 "	82	8	20.8	LF	3	30 ' 00 "	82	8	20.8	915a	900a	1245a	100a



TORONTO TRANSIT COMMISSION

SERVICE SUMMARY

October 10 to November 20, 2010

Route	RT dist (km) and date of last change	No. of					Run time					Term time					Avg spd					First dep NB or WB	First dep SB or EB	Last dep NB or WB	Last dep SB or EB										
		Veh type	Veh	Service interval	(min)	(min)	(km/h)	Veh type	Veh	Service interval	(min)	(min)	(km/h)	Veh type	Veh	Service interval	(min)	(min)	(km/h)	Veh type	Veh					Service interval	(min)	(min)	(km/h)						
37 ISLINGTON &	Arw	Service outside Toronto north of Steeles Avenue is provided under contract to York Region.																																	
Monday to Friday	07-Sep-10	Monday-Friday morning peak period					Monday-Friday midday					Monday-Friday afternoon peak period					Monday-Friday early evening					Monday-Friday late evening													
37 Islington Stn – Steeles	28.45	LF	12	7 ' 30 "	85	5	20.1	LF	7	12 ' 00 "	77	7	22.2	LF	10	9 ' 00 "	85	5	20.1	LF	3	30 ' 00 "	80	10	21.3	LF	3	30 ' 00 "	76	14	22.5	545a	522a	231a	145a
37A Islington Stn – Woodbine Centre and Humberwood via Rexdale Blvd	33.25	LF	4	22 ' 30 "	84	6	23.8	LF	7	12 ' 00 "	84	0	23.8	LF	5	18 ' 00 "	90	0	22.2	LF	3	30 ' 00 "	89	1	22.4	LF	3	30 ' 00 "	82	8	24.3	552a	559a	115a	1236a
37D Islington Stn – Highway 7 via Pine Valley	38.86	LF	1	30 ' 00 "	115	5	20.3	LF	1	36 ' 00 "	101	19	23.1	LF	1	36 ' 00 "	115	11	20.3																
Combined/Average			17	5 ' 38 "				15	6 ' 00 "				16	6 ' 00 "					6	15 ' 00 "					6	15 ' 00 "									
			Every 4th 37 operates as a 37D					Every 3rd 37 operates as a 37D					Every 4th 37 operates as a 37D																						
Saturday	28-Nov-09	Saturday early morning					Saturday morning					Saturday afternoon					Saturday early evening					Saturday late evening													
37 Islington Stn – Steeles	28.45	LF	4	20 ' 00 "	80	0	21.3	LF	4	20 ' 00 "	80	0	21.3	LF	4	20 ' 00 "	80	0	21.3	LF	3	30 ' 00 "	75	15	22.8	LF	3	30 ' 00 "	75	15	22.8	548a	537a	231a	145a
37A Islington Stn – Woodbine Centre and Humberwood via Rexdale Blvd	33.25	LF	3	24 ' 00 "	72	0	27.7	LF	8	10 ' 00 "	72	8	27.7	LF	9	8 ' 30 "	72	5	27.7	LF	8	10 ' 00 "	72	8	27.7	LF	5	15 ' 00 "	72	3	27.7	552a	612a	115a	1237a
Combined/Average			7	10 ' 55 "				12	6 ' 40 "				13	5 ' 58 "					11	7 ' 30 "					8	10 ' 00 "									
Sunday	03-Jan-10	Sunday early morning					Sunday morning					Sunday afternoon					Sunday early evening					Sunday late evening													
37 Islington Stn – Steeles	28.45							LF	4	20 ' 00 "	75	5	22.8	LF	4	20 ' 00 "	75	5	22.8	LF	3	30 ' 00 "	75	15	22.8										
37A Islington Stn – Woodbine Centre and Humberwood via Rexdale Blvd	33.25	LF	3	24 ' 00 "	70	2	28.5	LF	6	12 ' 00 "	72	0	27.7	LF	8	10 ' 00 "	72	8	27.7	LF	4	20 ' 00 "	72	8	27.7	LF	3	30 ' 00 "	72	18	27.7	552a	602a	117a	1234a
37C Islington Stn – Steeles & Kipling	31.32													LF	3	30 ' 00 "	81	9	23.2						LF	3	30 ' 00 "	81	9	23.2	1004p	1045p	239a	145a	
Combined/Average			3	24 ' 00 "				10	7 ' 30 "				12	6 ' 40 "					7	12 ' 00 "					6	15 ' 00 "									
311 ISLINGTON &	Arw	Overnight, 7 days a week																																	
Overnight, 7 days a week	23-Nov-08	Monday-Friday overnight					Saturday overnight					Sunday overnight																							
311 Lake Shore – Steeles	41.56	LF	3	30 ' 00 "	90	0	27.7	LF	3	30 ' 00 "	90	0	27.7	LF	3	30 ' 00 "	90	0	27.7																
110 ISLINGTON SOUTH &	Qsy	Monday to Friday																																	
Monday to Friday	29-Mar-10	Monday-Friday morning peak period					Monday-Friday midday					Monday-Friday afternoon peak period					Monday-Friday early evening					Monday-Friday late evening													
110 Islington Stn – Lake Shore	11.52	LF	4	11 ' 00 "	38	6	18.2	LF	1.5	22 ' 00 "	33	0	20.9	LF	4	11 ' 00 "	40	4	17.3	LF	1.5	22 ' 00 "	33	0	20.9	LF	1	30 ' 00 "	30	0	23.0	531a	545a	245a	230a
110A Islington Stn – Long Branch via Horner and Browns Line	17.56	LF	2.5	22 ' 00 "	53	2	19.9	LF	2.5	22 ' 00 "	53	2	19.9	LF	3	22 ' 00 "	56	10	18.8	LF	2.5	22 ' 00 "	54	1	19.5	LF	2	30 ' 00 "	50	10	21.1	518a	555a	120a	115a
110B Islington Stn – Long Branch via Horner and 30th Street	17.53	LF	2.5	22 ' 00 "	53	2	19.8						LF	3	22 ' 00 "	56	10	18.8																	
Combined/Average			9	5 ' 30 "				4	11 ' 00 "				10	5 ' 30 "					4	11 ' 00 "					3	15 ' 00 "									
Saturday	09-Jan-10	Saturday early morning					Saturday morning					Saturday afternoon					Saturday early evening					Saturday late evening													
110 Islington Stn – Lake Shore	11.52	LF	1.5	22 ' 00 "	33	0	20.9	LF	1.5	22 ' 00 "	33	0	20.9	LF	1.5	22 ' 00 "	33	0	20.9	LF	1.5	20 ' 00 "	30	0	23.0	LF	1	30 ' 00 "	30	0	23.0	540a	601a	245a	230a
110A Islington Stn – Long Branch via Horner and Browns Line	17.56	LF	2.5	22 ' 00 "	54	1	19.5	LF	2.5	22 ' 00 "	54	1	19.5	LF	2.5	22 ' 00 "	54	1	19.5	LF	2.5	20 ' 00 "	50	0	21.1	LF	2	30 ' 00 "	50	10	21.1	546a	550a	1250a	115a
Combined/Average			4	11 ' 00 "				4	11 ' 00 "				4	11 ' 00 "					4	10 ' 00 "					3	15 ' 00 "									
Sunday	03-Jan-10	Sunday morning					Sunday afternoon					Sunday early evening					Sunday late evening																		
110 Islington Stn – Lake Shore	11.52							LF	1.5	20 ' 00 "	30	0	23.0	LF	1.5	20 ' 00 "	30	0	23.0	LF	1	30 ' 00 "	30	0	23.0	LF	1	30 ' 00 "	30	0	23.0	830a	900a	245a	230a
110A Islington Stn – Long Branch via Horner and Browns Line	17.56							LF	2.5	20 ' 00 "	50	0	21.1	LF	2.5	20 ' 00 "	50	0	21.1	LF	2	30 ' 00 "	50	10	21.1	LF	2	30 ' 00 "	50	10	21.1	835a	845a	1250a	115a
Combined/Average								4	10 ' 00 "				4	10 ' 00 "					3	15 ' 00 "					3	15 ' 00 "									

Overnight service on Islington Avenue provided by 311 ISLINGTON



TORONTO TRANSIT COMMISSION

SERVICE SUMMARY

October 10 to November 20, 2010

Route	RT dist (km) and date of last change	Monday-Friday morning peak period					Monday-Friday midday					Monday-Friday afternoon peak period					Monday-Friday early evening					Monday-Friday late evening														
		Veh type	No. of Veh	Service interval	Run time (min)	Term time (min)	Avg spd (km/h)	Veh type	No. of Veh	Service interval	Run time (min)	Term time (min)	Avg spd (km/h)	Veh type	No. of Veh	Service interval	Run time (min)	Term time (min)	Avg spd (km/h)	Veh type	No. of Veh	Service interval	Run time (min)	Term time (min)	Avg spd (km/h)	Veh type	No. of Veh	Service interval	Run time (min)	Term time (min)	Avg spd (km/h)	First dep NB or WB	First dep SB or EB	Last dep NB or WB	Last dep SB or EB	
35 JANE &	Arw	Service outside Toronto north of Steeles Avenue is provided under contract to York Region																																		
Monday to Friday	07-Sep-10																																			
35A Jane Stn – Steeles via Hullmar	31.17	LF	9	11 ' 00 "	91	8	20.6					LF	6	17 ' 00 "	99	3	18.9																			
35B Jane Stn – Pioneer Village & Steeles	29.71							LF		27 ' 00 "	92	3	19.4	LF	6	17 ' 00 "	97	5	18.4	LF		26 ' 00 "	90	0	19.8											
35C Jane Stn – Steeles	29.69	LF	9	11 ' 00 "	93	6	19.2	LF	21	4 ' 30 "	92	3	19.4	LF	6	17 ' 00 "	97	5	18.4	LF	14	6 ' 30 "	90	0	19.7	LF	9	9 ' 00 "	76	5	23.4	505a	425a	215a	145a	
35D Jane Stn – Langstaff Rd	40.41	LF	11	11 ' 00 "	117	4	20.7	LF	1	27 ' 00 "	117	5	20.7	LF	8	17 ' 00 "	125	11	19.4	LF	1	26 ' 00 "	115	2	21.1											
35E Jane Stn – York University Express	34.28	LF	7	12 ' 40 "	88	1	23.4					LF	8	12 ' 30 "	100	0	20.6																			
Combined/Average			36	2 ' 51 "					22	4 ' 30 "				34	3 ' 10 "					14.9	6 ' 30 "					9	9 ' 00 "									
									Every 6th 35C operates as a 35B					Every 4th 35C operates as a 35B					Every 4th 35C operates as a 35D																	
Saturday	06-Sep-08	Saturday early morning																																		
35B Jane Stn – Pioneer Village & Steeles	29.71							LF		30 ' 00 "	93	2	19.1	LF		26 ' 00 "	93	2	19.1	LF	7.5	12 ' 00 "	86	4	20.7											
35C Jane Stn – Steeles	29.69	LF	12	7 ' 00 "	80	4	22.3	LF	19	5 ' 00 "	93	2	19.2	LF	22	4 ' 20 "	93	2	19.2	LF	7.5	12 ' 00 "	86	4	20.7	LF	8	10 ' 00 "	76	4	23.4	512a	427a	215a	142a	
35D Jane Stn – Langstaff Rd	40.41	LF	1	28 ' 00 "	97	15	25.0	LF	1	30 ' 00 "	117	8	20.7	LF	1	26 ' 00 "	118	3	20.5																	
Combined/Average			13	7 ' 00 "					20	5 ' 00 "				23	4 ' 20 "					15	6 ' 00 "					8	10 ' 00 "									
									Every 6th 35C operates as a 35B					Every 6th 35C operates as a 35D					Every 6th 35C operates as a 35D																	
Sunday	15-Feb-09	Sunday early morning																																		
35B Jane Stn – Pioneer Village & Steeles	29.71							LF	8	11 ' 00 "	84	4	21.2	LF	9.5	10 ' 00 "	90	5	19.8	LF	6	14 ' 00 "	83	1	21.5											
35C Jane Stn – Steeles	29.69	LF	3	30 ' 00 "	74	16	24.1	LF	8	11 ' 00 "	84	4	21.2	LF	9.5	10 ' 00 "	90	5	19.8	LF	6	14 ' 00 "	83	1	21.5	LF	8	10 ' 00 "	76	4	23.4	520a	427a	215a	142a	
Combined/Average			3	30 ' 00 "					16	5 ' 30 "				19	5 ' 00 "					12	7 ' 00 "					8	10 ' 00 "									
313 JANE &	Arw																																			
Overnight, 7 days a week	31-Jul-05	Monday-Friday overnight																																		
313 Steeles – Queen via Dundas and Roncesvalles	37.42	LF	3	30 ' 00 "	90	0	24.9	LF	3	30 ' 00 "	90	0	24.9	LF	3	30 ' 00 "	90	0	24.9																	
83 JONES &	Bir																																			
Monday to Friday	17-Feb-09	Monday-Friday morning peak period																																		
83 Donlands Stn – Commissioners	7.61	LF	3	12 ' 00 "	36	0	12.7	LF	1	30 ' 00 "	30	0	15.2	LF	2	18 ' 00 "	36	0	12.7	LF	1	30 ' 00 "	30	0	15.2	LF	1	30 ' 00 "	30	0	15.2	535a	545a	115a	100a	
Saturday	16-Oct-10	Saturday early morning																																		
83 Donlands Stn – Commissioners	7.61	LF	1	30 ' 00 "	30	0	15.2	LF	1	30 ' 00 "	30	0	15.2	LF	1	30 ' 00 "	30	0	15.2	LF	1	30 ' 00 "	30	0	15.2	LF	1	30 ' 00 "	30	0	15.2	615a	600a	115a	100a	
Sunday	10-Oct-10	Sunday morning																																		
83 Donlands Stn – Commissioners	7.61							LF	1	30 ' 00 "	30	0	15.2	LF	1	30 ' 00 "	30	0	15.2	LF	1	30 ' 00 "	30	0	15.2	LF	1	30 ' 00 "	30	0	15.2	845a	900a	115a	100a	
40 JUNCTION &	MtD																																			
Monday to Friday	24-Nov-08	Monday-Friday morning peak period																																		
40 Dundas West Stn – Runnymede	6.03	LF	3	8 ' 00 "	20	4	18.1	LF	2	15 ' 00 "	30	0	12.1	LF	4	7 ' 30 "	30	0	12.1	LF	2	12 ' 00 "	22	2	16.4	LF	1	20 ' 00 "	16	4	22.6	456a	505a	140a	150a	
Saturday	29-Nov-08	Saturday early morning																																		
40 Dundas West Stn – Runnymede	6.03	LF	2	8 ' 00 "	14	2	25.8	LF	2	12 ' 00 "	22	2	16.4	LF	2	15 ' 00 "	30	0	12.1	LF	2	12 ' 00 "	18	6	20.1	LF	1	20 ' 00 "	16	4	22.6	510a	503a	150a	200a	
Sunday	23-Nov-08	Sunday early morning																																		
40 Dundas West Stn – Runnymede	6.03	LF	1	20 ' 00 "	14	6	25.8	LF	2	12 ' 00 "	20	4	18.1	LF	2	12 ' 00 "	20	4	18.1	LF	2	12 ' 00 "	18	6	20.1	LF	1	20 ' 00 "	14	6	25.8	500a	507a	210a	200a	

Overnight service provided by 313 JANE



TORONTO TRANSIT COMMISSION

SERVICE SUMMARY

October 10 to November 20, 2010

Route	RT dist (km) and date of last change	No. of				Run time (min)	Term time (min)	Avg spd (km/h)	No. of				Run time (min)	Term time (min)	Avg spd (km/h)	No. of				Run time (min)	Term time (min)	Avg spd (km/h)	No. of	Run time (min)	Term time (min)	Avg spd (km/h)	First dep NB or WB	First dep SB or EB	Last dep NB or WB	Last dep SB or EB					
		Veh type	Veh	Service interval					Veh type	Veh	Service interval					Veh type	Veh	Service interval													Veh type	Veh	Service interval		
41 KEELE &	MtD																																		
Monday to Friday	07-Sep-10	Monday-Friday morning peak period				Monday-Friday midday				Monday-Friday afternoon peak period				Monday-Friday early evening				Monday-Friday late evening																	
41 Keele Stn – York University and Steeles	32.46																	LF	7	15' 00"	105	0	18.5	LF	4	24' 00"	92	4	21.2	614p	712p	230a	238a		
41B Keele Stn – Steeles & Petrolia via York University	33.25	LF	14	7' 45"	108	1	18.5	LF	15	7' 20"	110	0	18.1	LF	17	7' 05"	120	1	16.6									425a	446a	607p	711p				
41E Keele Stn – York University Express	27.36	LF	8	11' 30"	90	2	18.2					LF	9	11' 00"	99	0	16.6									610a	647a	829a	819a						
Combined/Average			22	4' 38"					15	7' 20"				26	4' 19"				7	15' 00"				4	24' 00"			319p	230p	626p	559p				
Saturday	29-Nov-08	Saturday early morning				Saturday morning				Saturday afternoon				Saturday early evening				Saturday late evening																	
41 Keele Stn – York University and Steeles	32.46	LF	8	12' 00"	96	0	20.3	LF	15	7' 20"	110	0	17.7	LF	18	6' 15"	112	0	17.4	LF	6	15' 00"	90	0	21.6	LF	4	22' 00"	88	0	22.1	455a	500a	140a	150a
Sunday	23-Nov-08	Sunday early morning				Sunday morning				Sunday afternoon				Sunday early evening				Sunday late evening																	
41 Keele Stn – York University and Steeles	32.46	LF	4	22' 00"	88	0	22.1	LF	8	12' 00"	96	0	20.3	LF	10	11' 15"	112	0	17.4	LF	5	18' 00"	90	0	21.6	LF	4	22' 00"	88	0	22.1	630a	715a	140a	220a
107 KEELE NORTH &	Wil	Service outside Toronto north of Steeles Avenue, all late evening and weekend service in Toronto, and all midday service in Toronto on the 107B branch is provided under contract to York Region																																	
Monday to Friday	04-Jan-10	Monday-Friday morning peak period				Monday-Friday midday				Monday-Friday afternoon peak period				Monday-Friday early evening				Monday-Friday late evening																	
107B Downsview Stn – Rutherford Go Stn via Chesswood and York University	33.76	Lift	6	16' 30"	93	6	21.8	Lift	2	40' 00"	75	5	27.0	Lift	5	20' 00"	94	6	21.6									620a	712a	548p	645p				
107B Downsview Stn – Rutherford Go Stn via Chesswood	32.32	Lift	Two NB Trips																Lift	3	30' 00"	80	10	26.9	Lift	2	40' 00"	75	5	28.7	510a	1200a	1240a		
107C Downsview Stn – Teston Rd	35.92																																		
107C Downsview Stn – Teston Rd via York University	37.37	Lift	3.5	33' 00"	103	12	21.7	Lift	3	30' 00"	86	4	26.1	Lift	3.5	34' 00"	111	8	20.2									615a	715a						
107F Downsview Stn – Kirby Rd via York University	40.88	Lift	3.5	33' 00"	115	0	21.3					Lift	3.5	34' 00"	117	2	21.0									648a	605a	900a	923a						
Combined/Average			13	8' 15"					5	17' 09"				12	9' 11"				3	30' 00"				2	40' 00"			225p	330p	630p	653p				
		Buses operate southbound via York University				Buses operate via York University SB before noon, and NB after noon.				Buses operate northbound via York University																									
Saturday	09-Jan-10	Saturday early morning				Saturday morning				Saturday afternoon				Saturday early evening				Saturday late evening																	
107C Downsview Stn – Teston Rd	35.92	Lift	1.5	60' 00"	80	10	26.9	Lift	1.5	60' 00"	86	4	25.1	Lift	1.5	60' 00"	86	4	25.1	Lift	1.5	60' 00"	80	10	26.9	Lift	1	80' 00"	75	5	28.7	630a	715a	1040p	1124p
107D Downsview Stn – McNaughton	32.22	Lift	1.5	60' 00"	80	10	24.2	Lift	1.5	60' 00"	86	4	22.5	Lift	1.5	60' 00"	86	4	22.5	Lift	1.5	60' 00"	80	10	24.2	Lift	1	80' 00"	75	5	25.8	600a	645a	920p	1000p
Combined/Average			3	30' 00"					3	30' 00"				3	30' 00"				3	30' 00"				2	40' 00"										
Sunday	03-Jan-10	Sunday morning				Sunday afternoon				Sunday early evening				Sunday late evening																					
107C Downsview Stn – Teston Rd	35.92	Lift	1	80' 00"	75	5	28.7	Lift	1	80' 00"	75	5	28.7	Lift	1	80' 00"	75	5	28.7	Lift	1	80' 00"	75	5	28.7	920a	840a	1040p	1123p						
107D Downsview Stn – McNaughton	32.22	Lift	1	80' 00"	75	5	25.8	Lift	1	80' 00"	75	5	25.8	Lift	1	80' 00"	75	5	25.8	Lift	1	80' 00"	75	5	25.8	1000a	920a	1000p	1040p						
Combined/Average			2	40' 00"					2	40' 00"				2	40' 00"				2	40' 00"				2	40' 00"										



TORONTO TRANSIT COMMISSION

SERVICE SUMMARY

October 10 to November 20, 2010

Route	RT dist (km) and date of last change	Monday-Friday morning peak period					Monday-Friday midday					Monday-Friday afternoon peak period					Monday-Friday early evening					Monday-Friday late evening					First dep NB or WB	First dep SB or EB	Last dep NB or WB	Last dep SB or EB					
		Veh type	No. of Veh	Service interval	Run time (min)	Term time (min)	Avg spd (km/h)	Veh type	No. of Veh	Service interval	Run time (min)	Term time (min)	Avg spd (km/h)	Veh type	No. of Veh	Service interval	Run time (min)	Term time (min)	Avg spd (km/h)	Veh type	No. of Veh	Service interval	Run time (min)	Term time (min)	Avg spd (km/h)	Veh type					No. of Veh	Service interval	Run time (min)	Term time (min)	Avg spd (km/h)
43 KENNEDY & Monday to Friday	Egl 07-Sep-10 23.76																																		
43 Kennedy Stn – Steeles	23.76	LF	5.5	14' 00"	72	5	19.8	LF	5	15' 00"	70	5	20.4	LF	7.5	12' 00"	86	4	16.6	LF	5	15' 00"	70	5	20.4	LF	4	15' 00"	60	0	23.8	525a	530a	210a	135a
43B Kennedy Stn – Scarborough Centre Stn via Progress	14.23	LF	3.5	14' 00"	48	1	17.8	LF	3	15' 00"	42	3	20.3	LF	4.5	12' 00"	48	6	17.8	LF	3	15' 00"	42	3	20.3	LF	1.5	30' 00"	40	5	21.3	605a	533a	1258a	108a
Combined/Average			9	7' 00"					8	7' 30"					12	6' 00"					8	7' 30"					5.5	10' 00"							
		Alternates trips with 134 PROGRESS																																	
Saturday	09-Jan-10																																		
43 Kennedy Stn – Steeles	23.76	LF	3	20' 00"	60	0	23.8	LF	6.5	12' 00"	76	2	18.8	LF	6.5	12' 00"	76	2	18.8	LF	3	20' 00"	60	0	23.8	LF	3	20' 00"	60	0	23.8	540a	610a	205a	130a
43B Kennedy Stn – Scarborough Centre Stn via Progress	14.23	LF	2	20' 00"	40	0	21.3	LF	3.5	12' 00"	40	2	21.3	LF	3.5	12' 00"	40	2	21.3	LF	2	20' 00"	40	0	21.3	LF	1.5	30' 00"	40	5	21.3	550a	610a	103a	1257a
Combined/Average			5	10' 00"					10	6' 00"					10	6' 00"					5	10' 00"					4.5	12' 00"							
		Alternates trips with 134 PROGRESS																																	
Sunday	03-Jan-10																																		
43 Kennedy Stn – Steeles	23.76							LF	8	8' 45"	65	5	21.9	LF	8	8' 45"	68	2	21.0	LF	3	20' 00"	54	6	26.4	LF	3	20' 00"	54	6	26.4	800a	830a	210a	137a
43B Kennedy Stn – Scarborough Centre Stn via Progress	14.23							LF	1.5	30' 00"	40	5	21.3	LF	1.5	30' 00"	40	5	21.3	LF	1.5	30' 00"	40	5	21.3	LF	1.5	30' 00"	40	5	21.3	900a	910a	100a	1240a
Combined/Average									9.5	6' 46"					9.5	6' 46"					4.5	12' 00"					4.5	12' 00"							
		Alternates trips with 134 PROGRESS																																	
504 KING	Ron/Rus/ Qsy	Temporary routing change - for TTC track work on Roncesvalles between Dundas & Queen and on King between Queen & Close.																																	
Monday to Friday	07-Sep-10	Monday-Friday morning peak period					Monday-Friday midday					Monday-Friday afternoon peak period					Monday-Friday early evening					Monday-Friday late evening													
504 Roncesvalles & Queen–Broadview Stn	22.30	CLRV	25	4' 00"	98	2	13.7	CLRV	23	4' 15"	94	4	14.2	CLRV	34	3' 20"	108	6	12.4	CLRV	17	5' 30"	89	5	15.0	CLRV	12	7' 00"	82	2	16.3	500a	506a	205a	215a
504 Roncesvalles & Queen–Broadview Stn	22.30	ALRV	7	trips																															
504 Roncesvalles & Queen–Broadview Stn	22.30	CLRV	9	trips																															
Combined/Average			41																																
504 Dundas West Stn – Roncesvalles & Queen	5.46	HF	8	3' 45"	30	0	10.9	HF	6	5' 00"	30	0	10.9	HF	9	3' 20"	28	2	11.7	HF	5	5' 30"	24	4	13.7	HF	4	7' 00"	24	4	13.7	448a	457a	238a	247a
See also 508 LAKE SHORE																																			
Saturday	15-May-10																																		
504 Roncesvalles & Queen–Broadview Stn	22.30	CLRV	9	10' 00"	87	3	15.4	CLRV	11	8' 20"	91	1	14.7	CLRV	15	6' 15"	91	3	14.7	CLRV	10	8' 00"	80	0	16.7	CLRV	9	9' 00"	78	3	17.2	500a	459a	230a	259a
For bus service on Roncesvalles see 501 QUEEN																																			
Sunday	09-May-10																																		
504 Roncesvalles & Queen–Broadview Stn	22.30	CLRV	6	15' 00"	82	8	16.3	CLRV	13	7' 00"	88	3	15.2	CLRV	15	6' 15"	89	5	15.0	CLRV	9	9' 00"	80	1	16.7	CLRV	8	10' 00"	79	1	16.9	520a	528a	220a	229a
For bus service on Roncesvalles see 501 QUEEN																																			

Overnight service on Roncesvalles Avenue provided by 313 JANE and overnight service on Broadview Avenue provided by 303 DON MILLS



TORONTO TRANSIT COMMISSION

SERVICE SUMMARY

October 10 to November 20, 2010

Route	RT dist (km) and date of last change	No. of					Run time					Term time					Avg spd					First dep NB or WB	First dep SB or EB	Last dep NB or WB	Last dep SB or EB											
		Veh type	Veh	Service interval	(min)	(min)	(km/h)	Veh type	Veh	Service interval	(min)	(min)	(km/h)	Veh type	Veh	Service interval	(min)	(min)	(km/h)	Veh type	Veh					Service interval	(min)	(min)	(km/h)							
12 KINGSTON RD &	Bir																																			
Monday to Friday	07-Sep-10	Monday-Friday morning peak period					Monday-Friday midday					Monday-Friday afternoon peak period					Monday-Friday early evening					Monday-Friday late evening														
12 Victoria Park Stn – St Clair	16.85	LF	4	14 ' 00 "	54	2	18.7	LF	2.5	20 ' 00 "	50	0	20.2	LF	3.5	16 ' 00 "	54	2	18.7	LF	2.5	20 ' 00 "	50	0	20.2					523a	545a	955p	950p			
12B Victoria Park Stn – Kennedy Stn via Brimley	22.61	LF	5	14 ' 00 "	68	2	20.0	LF	3.5	20 ' 00 "	65	5	20.9	LF	4.5	16 ' 00 "	72	0	18.8	LF	3.5	20 ' 00 "	65	5	20.9	LF	3	20 ' 00 "	60	0	22.6	556a	552a	110a	100a	
Combined/Average			9	7 ' 00 "					6	10 ' 00 "					8	8 ' 00 "					6	10 ' 00 "					3	20 ' 00 "								
Before 9:00 am, 12 operates Kingston Rd, Brimley, Barkdene, Brooklawn, St Clair, Brimley and Kingston Rd After 9:00 am, 12 operates Kingston Rd, Brimley, St Clair, Brooklawn, Barkdene, Brimley and Kingston Rd																																				
503 KINGSTON RD	Mal																																			
503 York – Victoria Park		See 502 DOWNTOWNER																																		
45 KIPLING &	Qsy																																			
Monday to Friday	07-Sep-10	Monday-Friday morning peak period					Monday-Friday midday					Monday-Friday afternoon peak period					Monday-Friday early evening					Monday-Friday late evening														
45 Kipling Stn – Steeles	29.34	LF	5	16 ' 00 "	76	4	23.2	LF	10	8 ' 00 "	72	8	24.4	LF	7	12 ' 00 "	79	5	22.3	LF	9	8 ' 00 "	68	4	25.9	LF	5	13 ' 00 "	61	4	28.9	430a	445a	151a	207a	
45A Kipling Stn – Carlingview via Belfield	25.04	LF	4	16 ' 00 "	59	5	25.5	LF	3	20 ' 00 "	56	4	26.8	LF	5	12 ' 00 "	59	1	25.5														520a	547a	554p	624p
45E Kipling Stn – Steeles Express	29.34	LF	14	5 ' 00 "	67	3	26.3						LF	10	7 ' 15 "	72	1	24.4															627a	628a	907a	903a
Combined/Average			23	3 ' 05 "					13	5 ' 43 "					22	3 ' 17 "					9	8 ' 00 "					5	13 ' 00 "					404p	351p	628p	616p
Saturday	20-Feb-10	Saturday early morning					Saturday morning					Saturday afternoon					Saturday early evening					Saturday late evening														
45 Kipling Stn – Steeles	29.34	LF	5	13 ' 00 "	65	0	27.1	LF	8	9 ' 00 "	70	2	25.1	LF	9	8 ' 00 "	70	2	25.1	LF	6	12 ' 00 "	66	6	26.7	LF	4	17 ' 00 "	61	7	28.9	543a	543a	134a	207a	
Sunday	14-Feb-10	Sunday morning					Sunday afternoon					Sunday early evening					Sunday late evening																			
45 Kipling Stn – Steeles	29.34	LF	5	15 ' 00 "	67	8	26.3	LF	6	12 ' 00 "	68	4	25.9	LF	6	12 ' 00 "	68	4	25.9	LF	6	12 ' 00 "	68	4	25.9	LF	4	17 ' 00 "	61	7	28.9	800a	807a	100a	133a	
44 KIPLING SOUTH &	Qsy																																			
Monday to Friday	07-Sep-10	Monday-Friday morning peak period					Monday-Friday midday					Monday-Friday afternoon peak period					Monday-Friday early evening					Monday-Friday late evening														
44 Kipling Stn – Lake Shore	10.38	LF	9	4 ' 00 "	36	0	17.3	LF	6	6 ' 00 "	36	0	17.3	LF	8	4 ' 30 "	36	0	17.3	LF	3	12 ' 00 "	30	6	20.8	LF	2	15 ' 00 "	30	0	20.8	501a	516a	147a	202a	
Saturday	20-Feb-10	Saturday early morning					Saturday morning					Saturday afternoon					Saturday early evening					Saturday late evening														
44 Kipling Stn – Lake Shore	10.38	LF	2	15 ' 00 "	30	0	20.8	LF	2	15 ' 00 "	30	0	20.8	LF	3	12 ' 00 "	34	2	18.3	LF	1	30 ' 00 "	30	0	20.8	LF	1	30 ' 00 "	29	1	21.5	503a	518a	147a	202a	
Sunday	14-Feb-10	Sunday morning					Sunday afternoon					Sunday early evening					Sunday late evening																			
44 Kipling Stn – Lake Shore	10.38	LF	2	15 ' 00 "	30	0	20.8	LF	2	15 ' 00 "	30	0	20.8	LF	1	30 ' 00 "	30	0	20.8	LF	1	30 ' 00 "	30	0	20.8	LF	1	30 ' 00 "	29	1	21.5	847a	902a	1247a	205a	
508 LAKE SHORE	Ron	Temporary rerouting via Queen and Shaw, due TTC track work on King St. between Queen St. and Close St.																																		
Monday to Friday	21-Jun-10	Monday-Friday morning peak period					Monday-Friday afternoon peak period																													
508 Long Branch – Parliament	18.80	CLRV	3	Three EB trips																														726a	751a	
508 Church – Long Branch	17.40													CLRV	4	Four WB trips																		438p	538p	



TORONTO TRANSIT COMMISSION

SERVICE SUMMARY

October 10 to November 20, 2010

Route	RT dist (km) and date of last change	No. of					Run time					Term time					Avg spd (km/h)					First dep NB or WB	First dep SB or EB	Last dep NB or WB	Last dep SB or EB																				
		Veh type	Veh	Service interval	(min)	(min)	(km/h)	Veh type	Veh	Service interval	(min)	(min)	(km/h)	Veh type	Veh	Service interval	(min)	(min)	(km/h)	Veh type	Veh					Service interval	(min)	(min)	(km/h)																
30 LAMBTON &	Qsy																																												
Monday to Friday	07-Sep-10	Monday-Friday morning peak period					Monday-Friday midday					Monday-Friday afternoon peak period					Monday-Friday early evening					Monday-Friday late evening																							
30 Kipling Stn – High Park Stn	18.39	LF	4	15' 00"	53	7	20.8	LF	2	30' 00"	49	11	22.5	LF	3	20' 00"	53	7	20.8	LF	2	30' 00"	56	4	19.7	LF	2	30' 00"	44	16	25.1	520a	540a	1258a	105a										
Saturday		11-Sep-10	Saturday early morning					Saturday morning					Saturday afternoon					Saturday early evening					Saturday late evening																						
30 Kipling Stn – High Park Stn	18.39	LF	2	30' 00"	44	16	25.1	LF	2	30' 00"	48	12	23.0	LF	2	30' 00"	48	12	23.0	LF	2	30' 00"	48	12	23.0	LF	2	30' 00"	44	16	25.1	530a	600a	100a	100a										
Sunday		05-Sep-10	Sunday morning					Sunday afternoon					Sunday early evening					Sunday late evening																											
30 Kipling Stn – High Park Stn	18.39						LF	2	30' 00"	48	12	23.0	LF	2	30' 00"	48	12	23.0	LF	2	30' 00"	48	12	23.0	LF	2	30' 00"	44	16	25.1	830a	900a	100a	100a											
47 LANSDOWNE &	MtD																																												
Monday to Friday	17-Feb-09	Monday-Friday morning peak period					Monday-Friday midday					Monday-Friday afternoon peak period					Monday-Friday early evening					Monday-Friday late evening																							
47 Queen – St Clair	8.51	LF	4	11' 00"	36	8	14.2	LF	2.5	15' 00"	36	2	14.4	LF	3	13' 00"	36	3	14.2	LF	2	18' 00"	36	0	14.2	LF	1	30' 00"	30	0	17.0	500a	445a	145a	128a										
47B Queen – Yorkdale Stn via Caledonia and Bridgeland	25.11	LF	4	22' 00"	86	2	17.5	LF	5.5	15' 00"	76	7	19.8	LF	3.5	26' 00"	91	0	16.6	LF	5	18' 00"	78	12	19.3	LF	3	30' 00"	69	21	21.8	530a	512a	1258a	1253a										
47C Queen – Yorkdale Stn via Caledonia and Orfus	24.46	LF	4	22' 00"	86	2	17.1	LF					LF	3.5	26' 00"	91	0	16.1																											
Combined/Average			12	5' 30"				8	7' 30"				10	6' 30"					7	9' 00"					4	15' 00"																			
Saturday		29-Nov-08	Saturday early morning					Saturday early morning					Saturday afternoon					Saturday early evening					Saturday late evening																						
47 Queen – St Clair	8.51	LF	2.5	18' 00"	36	9	14.2	LF	2.5	18' 00"	36	9	14.2	LF	3	18' 00"	44	10	11.6	LF	2	20' 00"	36	4	14.2	LF	1	30' 00"	30	0	17.0	559a	627a	145a	128a										
47B Queen – Yorkdale Stn via Caledonia and Bridgeland	25.11	LF	4.5	18' 00"	80	1	18.8	LF	4.5	18' 00"	80	1	18.8	LF	5	18' 00"	88	2	17.1	LF	4	20' 00"	78	2	19.3	LF	3	30' 00"	69	21	21.8	549a	516a	1258a	1253a										
Combined/Average			7	9' 00"				7	9' 00"				8	9' 00"					6	10' 00"					4	15' 00"																			
Sunday		23-Nov-08	Sunday early morning					Sunday early morning					Sunday afternoon					Sunday early evening					Sunday late evening																						
47 Queen – St Clair	8.51	LF	2	20' 00"	36	4	14.2	LF	2	20' 00"	36	4	14.2	LF	2	20' 00"	36	4	14.2	LF	2	20' 00"	36	4	14.2	LF	1	30' 00"	30	0	17.0	548a	530a	145a	128a										
47B Queen – Yorkdale Stn via Caledonia and Bridgeland	25.11							LF	4	20' 00"	78	2	19.3	LF	4	20' 00"	78	2	19.3	LF	4	20' 00"	78	2	19.3	LF	3	30' 00"	69	21	21.8	812a	755a	1258a	1253a										
Combined/Average			2	20' 00"				6	10' 00"				6	10' 00"					6	10' 00"					4	15' 00"																			
54 LAWRENCE EAST &	Egl																																												
Monday to Friday	07-Sep-10	Monday-Friday morning peak period					Monday-Friday midday					Monday-Friday afternoon peak period					Monday-Friday early evening					Monday-Friday late evening																							
54 Eglinton Stn – Orton Park	40.09	LF	15	9' 00"	131	4	18.4	LF	10	12' 00"	120	0	20.0	LF	13	10' 00"	130	0	18.5	LF	6	20' 00"	120	0	20.0	LF	3.5	30' 00"	105	0	22.9	515a	607a	108a	147a										
54A Eglinton Stn – Starspray Blvd	53.90	LF	19	9' 00"	168	3	19.3	LF	13	12' 00"	150	6	21.6	LF	17	10' 00"	168	2	19.3	LF	7	20' 00"	140	0	23.1	LF	4.5	30' 00"	123	12	26.3	515a	518a	132a	209a										
54E Lawrence East Stn – Starspray Blvd Express	26.96	LF	7	9' 00"	63	0	25.7						LF	7	10' 00"	64	6	25.3																											
Combined/Average			41	3' 00"				23	6' 00"				37	3' 20"					13	10' 00"					8	15' 00"																			
Saturday		29-Nov-08	Saturday early morning					Saturday morning					Saturday afternoon					Saturday early evening					Saturday late evening																						
54 Eglinton Stn – Orton Park	40.09	LF	4	30' 00"	120	0	20.0	LF	7.5	16' 00"	120	0	20.0	LF	9	14' 00"	120	6	20.0	LF	3.5	30' 00"	105	0	22.9	LF	3.5	30' 00"	105	0	22.9	553a	623a	107a	215a										
54A Eglinton Stn – Starspray Blvd	53.90	LF	5	30' 00"	150	0	21.6	LF	9.5	16' 00"	152	0	21.3	LF	11	14' 00"	152	2	21.3	LF	4.5	30' 00"	123	12	26.3	LF	4.5	30' 00"	123	12	26.3	528a	608a	132a	130a										
Combined/Average			9	15' 00"				17	8' 00"				20	7' 00"					8	15' 00"					8	15' 00"																			
Sunday		23-Nov-08	Sunday early morning					Sunday morning					Sunday afternoon					Sunday early evening					Sunday late evening																						
54 Eglinton Stn – Orton Park	40.09	LF	3.5	30' 00"	105	0	22.9	LF	6	20' 00"	115	5	20.9	LF	7.5	16' 00"	115	5	20.9	LF	3.5	30' 00"	105	0	22.9	LF	3.5	30' 00"	105	0	22.9	635a	730a	105a	215a										
54A Eglinton Stn – Starspray Blvd	53.90	LF	4.5	30' 00"	135	0	24.0	LF	7	20' 00"	138	2	23.4	LF	9.5	16' 00"	140	12	23.1	LF	4.5	30' 00"	120	15	27.0	LF	4.5	30' 00"	120	15	27.0	723a	715a	144a	130a										
Combined/Average			8	15' 00"				13	10' 00"				17	8' 00"					8	15' 00"					8	15' 00"																			

54 operates north via Scarborough Golf Club Road before 300p, north via Orton Park Road after 300p
Overnight service east of Kingston Road provided by 305 EGLINTON EAST.

354 LAWRENCE EAST &	Egl																																												
Overnight, 7 days a week	14-Feb-10	Monday-Friday overnight					Saturday overnight					Sunday overnight																																	
354 Eglinton Stn – U of T Scarborough	51.50	LF	3.5	30' 00"	96	9	32.2	LF	3.5	30' 00"	96	9	32.2	LF	3.5	30' 00"	96	9	32.2																										
		Alternates trips with 305 EGLINTON EAST					Alternates trips with 305 EGLINTON EAST					Alternates trips with 305 EGLINTON EAST																																	



TORONTO TRANSIT COMMISSION

SERVICE SUMMARY

October 10 to November 20, 2010

Route	RT dist (km) and date of last change	No. of					Run time					Term time					Avg spd					First dep NB or WB	First dep SB or EB	Last dep NB or WB	Last dep SB or EB																					
		Veh type	Veh	Service interval	(min)	(min)	(km/h)	Veh type	Veh	Service interval	(min)	(min)	(km/h)	Veh type	Veh	Service interval	(min)	(min)	(km/h)	Veh type	Veh					Service interval	(min)	(min)	(km/h)																	
400 LAWRENCE MANOR COMMUNITY BUS &	W-T																																													
Monday to Friday	2-Sep-97						Monday-Friday midday					Monday-Friday afternoon peak period																																		
400 Baycrest – Lawrence West Stn			CB	1	60 ' 00 "	60	0						CB	1	60 ' 00 "	60	0								1000a	930a	500p	430p																		
52 LAWRENCE WEST	MtD																																													
Monday to Friday	07-Sep-10	Monday-Friday morning peak period					Monday-Friday midday					Monday-Friday afternoon peak period					Monday-Friday early evening					Monday-Friday late evening																								
52 Lawrence Stn – Martin Grove	30.61	HF	19	5 ' 10 "	97	2	19.0	HF	13	7 ' 00 "	90	1	20.4	HF	17	7 ' 00 "	117	2	15.7	HF	7	12 ' 00 "	84	0	21.9	HF	4	20 ' 00 "	80	0	23.0	550a	454a	200a	122a											
52C Lawrence West Stn – Culford via Benton	9.77	HF	2	20 ' 00 "	35	5	16.7	See 59C MAPLE LEAF					See 59C MAPLE LEAF					See 59C MAPLE LEAF					637a	617a	857a	917a																				
52C Lawrence West Stn – Culford	9.48							HF	2	21 ' 00 "	38	4	15.0																																	
Combined/Average			21	4 ' 06 "					13	7 ' 00 "					7	12 ' 00 "											4	20 ' 00 "																		
Saturday	26-Jun-10	Saturday early morning					Saturday morning					Saturday afternoon					Saturday early evening					Saturday late evening																								
52 Lawrence Stn – Martin Grove	30.61	LF	7	13 ' 00 "	90	1	20.4	LF	9	10 ' 00 "	90	0	20.4	LF	13	8 ' 00 "	99	5	18.6	LF	7	12 ' 00 "	84	0	21.9	LF	3	30 ' 00 "	80	10	23.0	605a	522a	115a	129a											
Sunday	20-Jun-10	Sunday early morning					Sunday morning					Sunday afternoon					Sunday early evening					Sunday late evening																								
52 Lawrence Stn – Martin Grove	30.61	LF	6	15 ' 00 "	90	0	20.4	LF	8	12 ' 00 "	90	6	20.4	LF	11	9 ' 00 "	99	0	18.6	LF	6	15 ' 00 "	80	10	23.0	LF	3	30 ' 00 "	80	10	23.0	646a	707a	1248a	104a											
352 LAWRENCE WEST	MtD																																													
Overnight, 7 days a week	20-Jun-10	Monday-Friday overnight					Saturday overnight					Sunday overnight																																		
352 Lawrence Stn – Weston Rd	19.58	LF	2	30 ' 00 "	60	0	19.6	LF	2	30 ' 00 "	60	0	19.6	LF	2	30 ' 00 "	60	0	19.6																											
162 LAWRENCE-DONWAY &	Wil																																													
Monday to Friday	23-Nov-09	Monday-Friday morning peak period					Monday-Friday midday					Monday-Friday afternoon peak period					Monday-Friday early evening					Monday-Friday late evening																								
162 Lawrence Stn – Don Mills	20.13	LF	2	30 ' 00 "	60	0	20.1	LF	2	30 ' 00 "	60	0	20.1	LF	2	30 ' 00 "	60	0	20.1	LF	2	30 ' 00 "	60	0	20.1	LF	2	30 ' 00 "	60	0	20.1	628a	700a	1258a	100a											
Saturday	29-Nov-08	Saturday early morning					Saturday morning					Saturday afternoon					Saturday early evening					Saturday late evening																								
162 Lawrence Stn – Don Mills	20.13	LF	2	30 ' 00 "	60	0	20.1	LF	2	30 ' 00 "	60	0	20.1	LF	2	30 ' 00 "	60	0	20.1	LF	2	30 ' 00 "	60	0	20.1	LF	2	30 ' 00 "	60	0	20.1	628a	700a	1258a	100a											
Sunday	23-Nov-08	Sunday morning					Sunday afternoon					Sunday early evening					Sunday late evening																													
162 Lawrence Stn – Don Mills	20.13							LF	2	30 ' 00 "	60	0	20.1	LF	2	30 ' 00 "	60	0	20.1	LF	2	30 ' 00 "	60	0	20.1	LF	2	30 ' 00 "	60	0	20.1	858a	900a	1258a	100a											
56 LEASIDE &	Wil / MtD																																													
Monday to Friday	07-Sep-10	Monday-Friday morning peak period					Monday-Friday midday					Monday-Friday afternoon peak period					Monday-Friday early evening					Monday-Friday late evening																								
56 Donlands Stn – Eglinton Stn	15.32	LF	2.5	22 ' 45 "	56	1	16.4	LF	3	20 ' 00 "	54	6	17.0	LF	2.5	24 ' 00 "	54	6	17.0	LF	1.5	30 ' 00 "	45	0	20.4	LF	1.5	30 ' 00 "	45	0	20.4	611a	554a	108a	115a											
56 Donlands Stn – Eglinton Stn	15.32	LF	1	Tripper NB																			600a	543a	837a	854a																				
56B Donlands Stn – Brentcliffe	10.15	LF	1.5	22 ' 45 "	34	0	17.9						LF	1.5	24 ' 00 "	34	2	17.9																												
Combined/Average			5	11 ' 23 "					4	12 ' 00 "																																				
										Alternates trips with 5 AVENUE RD										Alternates trips with 5 AVENUE RD																										
Saturday	29-Nov-08	Saturday early morning					Saturday morning					Saturday afternoon					Saturday early evening					Saturday late evening																								
56 Donlands Stn – Eglinton Stn	15.32	LF	2	30 ' 00 "	56	4	16.4	LF	2	30 ' 00 "	56	4	16.4	LF	2	30 ' 00 "	56	4	16.4	LF	1.5	30 ' 00 "	45	0	20.4	LF	1.5	30 ' 00 "	45	0	20.4	600a	600a	108a	115a											
										Alternates trips with 5 AVENUE RD										Alternates trips with 5 AVENUE RD																										
Sunday	23-Nov-08	Sunday morning					Sunday afternoon					Sunday early evening					Sunday late evening																													
56 Donlands Stn – Eglinton Stn	15.32							LF	1.5	30 ' 00 "	45	0	20.4	LF	1.5	30 ' 00 "	45	0	20.4	LF	1.5	30 ' 00 "	45	0	20.4	LF	1.5	30 ' 00 "	45	0	20.4	852a	830a	122a	100a											
										Alternates trips with 5 AVENUE RD										Alternates trips with 5 AVENUE RD																										



TORONTO TRANSIT COMMISSION

SERVICE SUMMARY

October 10 to November 20, 2010

Route	RT dist (km) and date of last change	Monday-Friday morning peak period				Monday-Friday midday				Monday-Friday afternoon peak period				Monday-Friday early evening				Monday-Friday late evening				First dep NB or WB	First dep SB or EB	Last dep NB or WB	Last dep SB or EB										
		Veh type	No. of Veh	Service interval	Run time (min)	Term time (min)	Avg spd (km/h)	Veh type	No. of Veh	Service interval	Run time (min)	Term time (min)	Avg spd (km/h)	Veh type	No. of Veh	Service interval	Run time (min)	Term time (min)	Avg spd (km/h)	Veh type	No. of Veh					Service interval	Run time (min)	Term time (min)	Avg spd (km/h)						
51 LESLIE &	Wil																																		
Monday to Friday	07-Sep-10																																		
51 Eglinton Stn – Steeles	34.07	LF	8	13 ' 00 "	102	2	20.0	LF	3	30 ' 00 "	88	2	23.2	LF	7	16 ' 00 "	108	4	18.9	LF	3	30 ' 00 "	78	12	26.2	LF	2.5	30 ' 00 "	75	5	27.3	510a	550a	100a	1240a
		Alternates trips with 61 AVENUE RD NORTH																																	
Saturday	29-Nov-08																																		
51 Eglinton Stn – Steeles	34.07	LF	2.5	30 ' 00 "	75	5	27.3	LF	3	30 ' 00 "	80	10	25.6	LF	3	30 ' 00 "	80	10	25.6	LF	2.5	30 ' 00 "	75	5	27.3	LF	2.5	30 ' 00 "	75	5	27.3	545a	622a	110a	1250a
		Alternates trips with 61 AVENUE RD NORTH																																	
Sunday	23-Nov-08																																		
51 Eglinton Stn – Steeles	34.07							LF	3	30 ' 00 "	80	10	25.6	LF	3	30 ' 00 "	80	10	25.6	LF	2.5	30 ' 00 "	75	5	27.3	LF	2.5	30 ' 00 "	75	5	27.3	815a	822a	110a	1250a
		Alternates trips with 61 AVENUE RD NORTH																																	
64 MAIN &	Bir																																		
Monday to Friday	12-Oct-10																																		
64 Queen – Eastdale	6.71	LF	4	8 ' 00 "	32	0	12.6	LF	3	10 ' 00 "	30	0	13.4	LF	4	8 ' 00 "	32	0	12.6	LF	2	15 ' 00 "	30	0	13.4	LF	1	30 ' 00 "	30	0	13.4	557a	541a	110a	125a
Saturday	27-Jun-09																																		
64 Queen – Eastdale	6.71	LF	2	15 ' 00 "	30	0	13.4	LF	2	15 ' 00 "	30	0	13.4	LF	2	15 ' 00 "	30	0	13.4	LF	1	30 ' 00 "	30	0	13.4	LF	1	30 ' 00 "	30	0	13.4	547a	600a	110a	125a
Sunday	05-Sep-10																																		
64 Queen – Eastdale	6.71							LF	1	30 ' 00 "	30	0	13.4	LF	2	15 ' 00 "	30	0	13.4	LF	1	30 ' 00 "	30	0	13.4	LF	1	30 ' 00 "	30	0	13.4	840a	825a	110a	125a
58 MALTON &	MtD	Service outside Toronto west of Pearson Airport is provided under contract to the City of Mississauga																																	
Monday to Friday	07-Sep-10																																		
58A Lawrence West Stn – Pearson Airport	37.34	LF	15	7 ' 00 "	104	1	21.5	LF	7	14 ' 00 "	96	2	23.3	LF	20	6 ' 00 "	119	1	18.8	LF	4.5	21 ' 00 "	89	6	25.2	LF	3	30 ' 00 "	86	4	26.0	505a	519a	110a	157a
58B Lawrence West Stn – Westwood	40.02	LF	1	21 ' 00 "	111	15	21.6	LF	8	14 ' 00 "	108	4	22.2	LF	1	18 ' 00 "	131	7	18.3	LF	5.5	21 ' 00 "	99	17	24.3	LF	3	30 ' 00 "	87	3	27.6	520a	554a	1254a	115a
Combined/Average			16	7 ' 00 "					15	7 ' 00 "					21	6 ' 00 "				10	10 ' 30 "					6	15 ' 00 "								
		Every 3rd 58A operates as a 58B												Every 3rd 58A operates as a 58B																					
Saturday	09-Jan-10																																		
58 Lawrence West Stn – McNaughton	36.42							LF	5	20 ' 00 "	91	9	24.0	LF	7	16 ' 00 "	103	9	21.2	LF	4	24 ' 00 "	91	5	24.0	LF	1.5	60 ' 00 "	86	4	25.4	907a	1024a	1258a	150a
58A Lawrence West Stn – Pearson Airport	37.34	LF	7	12 ' 00 "	75	9	29.9	LF	5	20 ' 00 "	96	4	23.3	LF	7	16 ' 00 "	108	4	20.7	LF	4	24 ' 00 "	94	2	23.8	LF	1.5	60 ' 00 "	86	4	26.0	515a	547a	1258a	207a
58D Lawrence West Stn – McNaughton via Pearson Airport	45.77	LF	1	36 ' 00 "	110	10	25.0																												
Combined/Average			8	12 ' 00 "					10	10 ' 00 "					14	8 ' 00 "				8	12 ' 00 "					3	30 ' 00 "								
Sunday	03-Jan-10																																		
58 Lawrence West Stn – McNaughton	36.42	LF	2.5	40 ' 00 "	90	10	24.3	LF	4	24 ' 00 "	89	7	24.6	LF	6	18 ' 00 "	99	9	22.1	LF	3	30 ' 00 "	85	5	25.7	LF	1.5	60 ' 00 "	85	5	25.7	610a	700a	1150p	1242a
58A Lawrence West Stn – Pearson Airport	37.34	LF	2.5	40 ' 00 "	84	16	26.7	LF	4	24 ' 00 "	90	6	24.9	LF	6	18 ' 00 "	100	8	22.4	LF	3	30 ' 00 "	86	4	26.0	LF	1.5	60 ' 00 "	86	4	26.0	510a	540a	1258a	200a
Combined/Average			5	20 ' 00 "					8	12 ' 00 "					12	9 ' 00 "				6	15 ' 00 "					3	30 ' 00 "								



TORONTO TRANSIT COMMISSION

SERVICE SUMMARY

October 10 to November 20, 2010

Table with columns: Route, RT dist (km) and date of last change, Veh type, No. of Veh, Service interval, Run time (min), Term time (min), Avg spd (km/h), and various service details for routes 59 MAPLE LEAF, 102 MARKHAM RD &, and 46 MARTIN GROVE &. Includes sub-sections for Monday to Friday, Saturday, and Sunday, with specific service times and frequencies.



TORONTO TRANSIT COMMISSION

SERVICE SUMMARY

October 10 to November 20, 2010

Route	RT dist (km) and date of last change	No. of					Run time					Term time					Avg spd (km/h)					First dep NB or WB	First dep SB or EB	Last dep NB or WB	Last dep SB or EB										
		Veh type	Veh	Service interval	(min)	(min)	(km/h)	Veh type	Veh	Service interval	(min)	(min)	(km/h)	Veh type	Veh	Service interval	(min)	(min)	(km/h)	Veh type	Veh					Service interval	(min)	(min)	(km/h)						
16 McCOWAN &	Bir																																		
Monday to Friday	07-Sep-10	Monday-Friday morning peak period					Monday-Friday midday					Monday-Friday afternoon peak period					Monday-Friday early evening					Monday-Friday late evening													
16 Warden Stn – Scarborough Centre Stn	18.33	LF	8	7 ' 45 "	62	0	17.7	LF	4	15 ' 00 "	59	1	18.6	LF	8	8 ' 15 "	65	1	16.9	LF	4	13 ' 00 "	52	0	21.2	LF	3	15 ' 00 "	45	0	24.4	517a	520a	124a	149a
Saturday	15-May-10	Saturday early morning					Saturday morning					Saturday afternoon					Saturday early evening					Saturday late evening													
16 Warden Stn – Scarborough Centre Stn	18.33	LF	3	15 ' 00 "	45	0	24.4	LF	4	12 ' 30 "	50	0	22.0	LF	4	12 ' 30 "	50	0	22.0	LF	3	15 ' 00 "	45	0	24.4	LF	2	24 ' 00 "	45	3	24.4	523a	545a	132a	200a
Sunday	09-May-10	Sunday early morning					Sunday morning					Sunday afternoon					Sunday early evening					Sunday late evening													
16 Warden Stn – Scarborough Centre Stn	18.33	LF	3	17 ' 00 "	50	1	22.0	LF	3	17 ' 00 "	50	1	22.0	LF	4	12 ' 30 "	50	0	22.0	LF	2	24 ' 00 "	44	4	25.0	LF	2	24 ' 00 "	45	3	24.4	732a	758a	132a	200a
Overnight service on McCowan Road and Danforth Road provided by 302 DANFORTH RD-McCOWAN																																			
129 McCOWAN NORTH &	Mal	Service outside Toronto north of Steeles Avenue is provided under contract to York Region																																	
Monday to Friday	12-Oct-10	Monday-Friday morning peak period					Monday-Friday midday					Monday-Friday afternoon peak period					Monday-Friday early evening					Monday-Friday late evening													
129 Scarborough Centre Stn – Steeles	14.41	LF	11	4 ' 30 "	50	0	17.5	LF	8	5 ' 15 "	42	0	20.8	LF	10	5 ' 00 "	50	0	17.3	LF	8	5 ' 00 "	40	0	21.6	LF	1	40 ' 00 "	40	0	21.6	548a	524a	153a	150a
129A Scarborough Centre Stn – Major Mackenzie	34.29	LF	4	13 ' 30 "	95	9	21.7	LF	2	26 ' 15 "	87	8	23.6	LF	3	15 ' 00 "	92	3	22.4	LF	2	25 ' 00 "	88	2	23.4	LF	2	40 ' 00 "	80	0	25.7	552a	535a	1050p	1130p
Combined/Average		15 4 ' 30 "					10 5 ' 15 "					13 5 ' 00 "					10 5 ' 00 "					3 20 ' 00 "													
Every 3rd 129 operates as a 129A																																			
Saturday	08-Aug-09	Saturday early morning					Saturday morning					Saturday afternoon					Saturday early evening					Saturday late evening													
129 Scarborough Centre Stn – Steeles	14.41	LF	6	7 ' 00 "	42	0	20.6	LF	6	7 ' 00 "	42	0	20.6	LF	8	5 ' 45 "	45	1	19.2	LF	1	40 ' 00 "	36	4	24.0	LF	2	20 ' 00 "	40	0	21.6	550a	530a	200a	145a
129A Scarborough Centre Stn – Major Mackenzie	34.29	LF	2	28 ' 00 "	88	10	23.4	LF	2	28 ' 00 "	88	10	23.4	LF	2	23 ' 00 "	90	2	22.9	LF	2	40 ' 00 "	80	0	25.7						600a	602a	1020p	1100p	
Combined/Average		8 7 ' 00 "					8 7 ' 00 "					10 5 ' 45 "					3 20 ' 00 "					2 20 ' 00 "													
Every 4th 129 operates as a 129A																																			
Sunday	02-Aug-09	Sunday morning					Sunday afternoon					Sunday early evening					Sunday late evening																		
129 Scarborough Centre Stn – Steeles	14.41						LF	4	10 ' 00 "	40	0	21.6	LF	5	8 ' 00 "	40	0	21.6	LF	3	15 ' 00 "	40	5	21.6	LF	2	20 ' 00 "	40	0	21.6	800a	815a	200a	145a	
129A Scarborough Centre Stn – Major Mackenzie	34.29						LF	1	40 ' 00 "	80	0	25.7	LF	1	40 ' 00 "	80	0	25.7	LF	1	45 ' 00 "	80	10	25.7						900a	900a	1020p	1100p		
Combined/Average		5 10 ' 00 "					6 8 ' 00 "					4 15 ' 00 "					2 20 ' 00 "																		
Every 4th 129 operates as a 129A																																			
Overnight service provided by 302 DANFORTH RD-McCOWAN																																			
130 MIDDLEFIELD &	Mal																																		
Monday to Friday	05-Jan-09	Monday-Friday morning peak period					Monday-Friday midday					Monday-Friday afternoon peak period					Monday-Friday early evening					Monday-Friday late evening													
130 Scarborough Centre Stn – Steeles	15.96						Lift	1.5	30 ' 00 "	40	5	23.9								Lift	2	22 ' 00 "	44	0	21.8	Lift	1.5	30 ' 00 "	40	4	23.9	915a	540a 702p	240p	240p 1240a
130 Scarborough Centre Stn – Steeles/ 130B Scarborough Centre Stn – Steeles via Maybrook	16.56	Lift	3	15 ' 00 "	45	0	22.1					Lift	3	15 ' 00 "	45	0	22.1													600a	305p	852a	640p		
130 operates SB; 130B operates NB																																			
Alternates trips with 132 MILNER																																			
130 operates NB; 130B operates SB																																			
Alternates trips with 132 MILNER																																			
Saturday	10-Jan-09	Saturday early morning					Saturday morning					Saturday afternoon					Saturday early evening					Saturday late evening													
130 Scarborough Centre Stn – Steeles	15.96	Lift	1.5	30 ' 00 "	44	1	21.8	Lift	1.5	30 ' 00 "	44	1	21.8	Lift	1.5	30 ' 00 "	44	1	21.8	Lift	1.5	30 ' 00 "	40	4	23.9	Lift	1.5	30 ' 00 "	40	4	23.9	545a	608a	115a	1240a
Alternates trips with 132 MILNER																																			
Sunday	04-Jan-09	Sunday morning					Sunday afternoon					Sunday early evening					Sunday late evening																		
130 Scarborough Centre Stn – Steeles	15.96						Lift	1.5	30 ' 00 "	44	1	21.8	Lift	1.5	30 ' 00 "	44	1	21.8	Lift	1.5	30 ' 00 "	40	4	23.9	Lift	1.5	30 ' 00 "	40	4	23.9	815a	838a	115a	1240a	
Alternates trips with 132 MILNER																																			



TORONTO TRANSIT COMMISSION

SERVICE SUMMARY

October 10 to November 20, 2010

Route	RT dist (km) and date of last change	No. of					Run time					Term time					Avg spd					First dep NB or WB	First dep SB or EB	Last dep NB or WB	Last dep SB or EB										
		Veh type	Veh	Service interval	(min)	(min)	(km/h)	Veh type	Veh	Service interval	(min)	(min)	(km/h)	Veh type	Veh	Service interval	(min)	(min)	(km/h)	Veh type	Veh					Service interval	(min)	(min)	(km/h)						
57 MIDLAND &	Bir																																		
Monday to Friday	07-Sep-10	Monday-Friday morning peak period					Monday-Friday midday					Monday-Friday afternoon peak period					Monday-Friday early evening					Monday-Friday late evening													
57 Kennedy Stn – Steeles	23.43	LF	12	6'00"	70	2	20.1	LF	6	11'00"	66	0	21.3	LF	9	7'30"	68	0	20.8	LF	5	12'00"	60	0	23.4	LF	2	30'00"	52	8	27.0	450a	450a	115a	110a
57 Kennedy Stn – Steeles	23.43	LF	1	Tripper																															
Combined/Average			13	6'00"				6	11'00"				9	7'30"					5	12'00"					2	30'00"									
Saturday	09-Jan-10	Saturday early morning					Saturday morning					Saturday afternoon					Saturday early evening					Saturday late evening													
57 Kennedy Stn – Steeles	23.43	LF	3	20'00"	60	0	23.4	LF	4	15'00"	60	0	23.4	LF	4	15'00"	60	0	23.4	LF	2	30'00"	52	8	27.0	LF	2	30'00"	52	8	27.0	515a	545a	1245a	110a
Sunday	03-Jan-10	Sunday morning					Sunday afternoon					Sunday early evening					Sunday late evening																		
57 Kennedy Stn – Steeles	23.43							LF	2	30'00"	60	0	23.4	LF	3	20'00"	60	0	23.4	LF	2	30'00"	52	8	27.0	LF	2	30'00"	52	8	27.0	745a	815a	1245a	110a
132 MILNER &	Mal																																		
Monday to Friday	07-Sep-10	Monday-Friday morning peak period					Monday-Friday midday					Monday-Friday afternoon peak period					Monday-Friday early evening					Monday-Friday late evening													
132 Scarborough Centre Stn – McLevin and Hupfield	19.81	LF	4	12'00"	48	0	24.8	LF	1.5	30'00"	45	0	26.4	LF	3	16'00"	48	0	24.8	LF	2	23'00"	46	0	25.8	LF	1.5	30'00"	42	4	28.6	600a	536a	100a	1254a
		Alternates trips with 130 MIDDLEFIELD																																	
Saturday	09-Jan-10	Saturday early morning					Saturday morning					Saturday afternoon					Saturday early evening					Saturday late evening													
132 Scarborough Centre Stn – McLevin and Hupfield	19.81	LF	1.5	30'00"	45	0	26.4	LF	1.5	30'00"	45	0	26.4	LF	1.5	30'00"	45	0	26.4	LF	1.5	30'00"	42	4	28.6	LF	1.5	30'00"	42	4	28.6	600a	552a	100a	1254a
		Alternates trips with 130 MIDDLEFIELD																																	
Sunday	03-Jan-10	Sunday morning					Sunday afternoon					Sunday early evening					Sunday late evening																		
132 Scarborough Centre Stn – McLevin and Hupfield	19.81							LF	1.5	30'00"	45	0	26.4	LF	1.5	30'00"	45	0	26.4	LF	1.5	30'00"	42	4	28.6	LF	1.5	30'00"	42	4	28.6	900a	852a	100a	1254a
		Alternates trips with 130 MIDDLEFIELD																																	
116 MORNINGSIDE &	Egl																																		
Monday to Friday	07-Sep-10	Monday-Friday morning peak period					Monday-Friday midday					Monday-Friday afternoon peak period					Monday-Friday early evening					Monday-Friday late evening													
116 Kennedy Stn – Finch	35.76	LF	17	5'45"	92	6	23.3	LF	10	9'00"	90	0	23.8	LF	21	4'31"	95	0	22.6	LF	11	7'30"	80	3	26.9	LF	6	14'00"	75	9	28.6	508a	500a	225a	257a
116A Kennedy Stn – Conlins Rd via Ellesmere/116E Kennedy Stn – Scarborough College and Conlins Rd Express	29.30	LF	5	15'00"	72	3	24.4	LF	3	22'00"	66	0	26.6	LF	5	15'00"	72	3	24.4	LF	3	22'00"	66	0	26.6	LF	2	30'00"	60	0	29.3	605a	556a	108a	1240a
Combined/Average			22	4'09"				13	6'23"				26	3'29"					14	5'36"					8	9'33"									
Saturday	20-Feb-10	Saturday early morning					Saturday morning					Saturday afternoon					Saturday early evening					Saturday late evening													
116 Kennedy Stn – Finch	35.76	LF	4	18'00"	72	0	29.8	LF	13	6'30"	85	0	25.4	LF	13	6'30"	85	0	25.4	LF	8	10'00"	77	3	27.9	LF	5	15'00"	75	0	28.6	540a	523a	225a	302a
116A Kennedy Stn – Conlins Rd via Ellesmere/116E Kennedy Stn – Scarborough College and Conlins Rd Express	29.30	LF	2	30'00"	53	7	33.2	LF	2	30'00"	59	1	29.8	LF	2	30'00"	59	1	29.8	LF	2	30'00"	53	7	33.2	LF	2	30'00"	53	7	33.2	628a	631a	1240a	114a
Combined/Average			6	11'15"				15	5'21"				15	5'21"					10	7'30"					7	10'00"									
Sunday	14-Feb-10	Sunday morning					Sunday afternoon					Sunday early evening					Sunday late evening																		
116 Kennedy Stn – Finch	35.76							LF	9	9'00"	81	0	26.5	LF	9	9'00"	81	0	26.5	LF	7	11'00"	76	1	28.2	LF	3	24'00"	71	1	30.2	741a	818a	225a	300a
116A Kennedy Stn – Conlins Rd via Ellesmere/116E Kennedy Stn – Scarborough College and Conlins Rd Express	29.30							LF	2	30'00"	52	8	33.8	LF	2	30'00"	52	8	33.8	LF	2	30'00"	52	8	33.8	LF	2	30'00"	48	12	36.6	755a	816a	1255a	126a
Combined/Average								11	6'55"				11	6'55"					9	8'03"					5	13'20"									

Before Noon 116A operates WB and 116E operates EB. After Noon 116A operates EB and 116E operates WB



TORONTO TRANSIT COMMISSION

SERVICE SUMMARY

October 10 to November 20, 2010

Route	RT dist (km) and date of last change	No. of					Run time					Term time					Avg spd					Veh type	No. of Veh	Service interval	Run time (min)	Term time (min)	Avg spd (km/h)	First dep NB or WB	First dep SB or EB	Last dep NB or WB	Last dep SB or EB				
		Veh type	Veh	Service interval	(min)	(min)	(km/h)	Veh type	Veh	Service interval	(min)	(min)	(km/h)	Veh type	Veh	Service interval	(min)	(min)	(km/h)	Veh type	Veh											Service interval	(min)	(min)	(km/h)
62 MORTIMER &	Bir																																		
Monday to Friday	17-Feb-09	Monday-Friday morning peak period					Monday-Friday midday					Monday-Friday afternoon peak period					Monday-Friday early evening					Monday-Friday late evening													
62 Broadview Stn – Main Street Stn	12.09	LF	3	15'00"	44	1	16.5	LF	2	22'00"	42	2	17.3	LF	3	15'00"	44	1	16.5	LF	2	20'00"	40	0	18.1	LF	1.5	30'00"	40	1	18.1	540a	553a	1255a	115a
		Alternates trips with 20 CLIFFSIDE																																	
Saturday	29-Nov-08	Saturday early morning					Saturday morning					Saturday afternoon					Saturday early evening					Saturday late evening													
62 Broadview Stn – Main Street Stn	12.09	LF	2	20'00"	40	0	18.1	LF	2	22'00"	44	0	16.5	LF	2	22'00"	44	0	16.5	LF	2	20'00"	40	0	18.1	LF	1.5	30'00"	40	1	18.1	612a	552a	1255a	115a
		Alternates trips with 20 CLIFFSIDE																																	
Sunday	23-Nov-08	Sunday morning					Sunday afternoon					Sunday early evening					Sunday late evening																		
62 Broadview Stn – Main Street Stn	12.09							LF	2	20'00"	40	0	18.1	LF	3	15'00"	40	5	18.1	LF	1.5	30'00"	40	1	18.1	LF	1.5	30'00"	40	1	18.1	815a	835a	1255a	115a
		Alternates trips with 20 CLIFFSIDE																																	
171 MT DENNIS	MtD																																		
Monday to Friday	17-Feb-09	Monday-Friday early morning					Monday-Friday midday					Monday-Friday afternoon peak period					Monday-Friday early evening					Monday-Friday late evening													
171 Mt Dennis – Jane & Weston	6.82	HF	1	20'00"	18	2	22.7	HF	1	20'00"	18	2	22.7	HF	1	20'00"	18	2	22.7	HF	1	20'00"	18	2	22.7	HF	1	20'00"	18	2	22.7	400a	409a	1120p	1134p
Saturday	26-Jun-10	Saturday early morning					Saturday midday					Saturday afternoon peak period					Saturday early evening					Saturday late evening													
171 Mt Dennis – Jane & Weston	6.82	LF	1	20'00"	18	2	22.7	LF	1	20'00"	18	2	22.7	LF	1	20'00"	18	2	22.7	LF	1	20'00"	18	2	22.7	LF	1	20'00"	18	2	22.7	400a	409a	1100p	1109p
Sunday	20-Jun-10	Sunday early morning					Sunday midday					Sunday afternoon peak period					Sunday early evening					Sunday late evening													
171 Mt Dennis – Jane & Weston	6.82	LF	1	20'00"	18	2	22.7	LF	1	20'00"	18	2	22.7	LF	1	20'00"	18	2	22.7	LF	1	20'00"	18	2	22.7	LF	1	20'00"	18	2	22.7	400a	409a	1120p	1134p
74 MT PLEASANT &	Wil																																		
Monday to Friday	24-Nov-08	Monday-Friday morning peak period					Monday-Friday midday					Monday-Friday afternoon peak period					Monday-Friday early evening					Monday-Friday late evening													
74 St Clair Stn – Eglinton	6.15	LF	2	15'00"	30	0	12.3	LF	1	30'00"	30	0	12.3	LF	2	18'00"	36	0	10.3	LF	1	30'00"	30	0	12.3	LF	1	30'00"	30	0	12.3	615a	604a	115a	100a
Saturday	29-Nov-08	Saturday early morning					Saturday morning					Saturday afternoon					Saturday early evening					Saturday late evening													
74 St Clair Stn – Eglinton	6.15	LF	1	30'00"	30	0	12.3	LF	1	30'00"	30	0	12.3	LF	1	30'00"	30	0	12.3	LF	1	30'00"	30	0	12.3	LF	1	30'00"	30	0	12.3	715a	700a	115a	100a
Sunday	23-Nov-08	Sunday morning					Sunday afternoon					Sunday early evening					Sunday late evening																		
74 St Clair Stn – Eglinton	6.15							LF	1	30'00"	30	0	12.3	LF	1	30'00"	30	0	12.3	LF	1	30'00"	30	0	12.3	LF	1	30'00"	30	0	12.3	900a	915a	115a	100a
103 MT PLEASANT NORTH &	Wil																																		
Monday to Friday	24-Nov-08	Monday-Friday morning peak period					Monday-Friday midday					Monday-Friday afternoon peak period					Monday-Friday early evening					Monday-Friday late evening													
103 Eglinton Stn – Doncliffe	7.92	LF	2	15'00"	30	0	15.8	LF	2	15'00"	30	0	15.8	LF	2	15'00"	30	0	15.8	LF	2	15'00"	30	0	15.8	LF	1	30'00"	30	0	15.8	600a	615a	100a	115a
Saturday	29-Nov-08	Saturday early morning					Saturday morning					Saturday afternoon					Saturday early evening					Saturday late evening													
103 Eglinton Stn – Doncliffe	7.92	LF	1	30'00"	30	0	15.8	LF	2	15'00"	30	0	15.8	LF	2	15'00"	30	0	15.8	LF	1	30'00"	30	0	15.8	LF	1	30'00"	30	0	15.8	545a	600a	100a	115a
Sunday	23-Nov-08	Sunday morning					Sunday afternoon					Sunday early evening					Sunday late evening																		
103 Eglinton Stn – Doncliffe	7.92							LF	1	30'00"	30	0	15.8	LF	1	30'00"	30	0	15.8	LF	1	30'00"	30	0	15.8	LF	1	30'00"	30	0	15.8	830a	815a	100a	115a



TORONTO TRANSIT COMMISSION

SERVICE SUMMARY

October 10 to November 20, 2010

Route	RT dist (km) and date of last change	Monday-Friday morning peak period					Monday-Friday midday					Monday-Friday afternoon peak period					Monday-Friday early evening					Monday-Friday late evening					First dep NB or WB	First dep SB or EB	Last dep NB or WB	Last dep SB or EB					
		Veh type	No. of Veh	Service interval	Run time (min)	Term time (min)	Avg spd (km/h)	Veh type	No. of Veh	Service interval	Run time (min)	Term time (min)	Avg spd (km/h)	Veh type	No. of Veh	Service interval	Run time (min)	Term time (min)	Avg spd (km/h)	Veh type	No. of Veh	Service interval	Run time (min)	Term time (min)	Avg spd (km/h)	Veh type					No. of Veh	Service interval	Run time (min)	Term time (min)	Avg spd (km/h)
133 NEILSON &	Mal																																		
Monday to Friday	07-Sep-10																																		
133 Scarborough Centre Stn – Morningside Heights	25.22	LF	9	8 ' 00 "	70	2	21.6	LF	7	10 ' 00 "	70	0	21.6	LF	11	7 ' 00 "	74	3	20.4	LF	8	9 ' 00 "	70	2	21.6	LF	3.5	20 ' 00 "	65	5	23.3	532a	459a	140a	123a
Alternates trips with 38 HIGHLAND CREEK																																			
Saturday	03-Apr-10																																		
133 Scarborough Centre Stn – Morningside Heights	25.22	LF	6	12 ' 00 "	70	2	21.6	LF	6	12 ' 00 "	70	2	21.6	LF	8	9 ' 00 "	70	2	21.6	LF	6	12 ' 00 "	70	2	21.6	LF	3.5	20 ' 00 "	70	0	21.6	540a	520a	100a	100a
Alternates trips with 38 HIGHLAND CREEK																																			
Sunday	28-Mar-10																																		
133 Scarborough Centre Stn – Morningside Heights	25.22							LF	5	12 ' 00 "	60	0	25.2	LF	7	10 ' 00 "	70	0	21.6	LF	5	13 ' 00 "	60	5	25.2	LF	4	15 ' 00 "	60	0	25.2	900a	825a	100a	105a

All buses serve Centenary Hospital in both directions except where noted.
Overnight service south of Finch provided by 321 YORK MILLS

Route	RT dist (km) and date of last change	Monday-Friday morning peak period					Monday-Friday midday					Monday-Friday afternoon peak period					Monday-Friday early evening					Monday-Friday late evening					First dep NB or WB	First dep SB or EB	Last dep NB or WB	Last dep SB or EB					
		Veh type	No. of Veh	Service interval	Run time (min)	Term time (min)	Avg spd (km/h)	Veh type	No. of Veh	Service interval	Run time (min)	Term time (min)	Avg spd (km/h)	Veh type	No. of Veh	Service interval	Run time (min)	Term time (min)	Avg spd (km/h)	Veh type	No. of Veh	Service interval	Run time (min)	Term time (min)	Avg spd (km/h)	Veh type					No. of Veh	Service interval	Run time (min)	Term time (min)	Avg spd (km/h)
131 NUGGET &	Mal																																		
Monday to Friday	07-Sep-10																																		
131 Scarborough Centre Stn – Old Finch & Morningview	20.20							LF	3	18 ' 00 "	54	0	22.4							LF	3	17 ' 00 "	51	0	23.8	LF	2	22 ' 00 "	44	0	27.5	550a	520a	100a	1238a
131E Kennedy Stn – Old Finch Express	33.46	LF	13	7 ' 00 "	90	1	22.3						LF	11	8 ' 30 "	93	1	21.6														650a	605a	910a	832a
																																332p	311p	622p	535p
Saturday	09-Jan-10																																		
131 Scarborough Centre Stn – Old Finch & Morningview	20.20	LF	3	18 ' 00 "	54	0	22.4	LF	3	18 ' 00 "	54	0	22.4	LF	3	18 ' 00 "	54	0	22.4	LF	2	25 ' 00 "	50	0	24.2	LF	2	22 ' 00 "	44	0	27.5	630a	639a	100a	1238a
Sunday	03-Jan-10																																		
131 Scarborough Centre Stn – Old Finch & Morningview	20.20							LF	2	26 ' 00 "	52	0	23.3	LF	2	26 ' 00 "	52	0	23.3	LF	2	25 ' 00 "	50	0	24.2	LF	2	22 ' 00 "	44	0	27.5	826a	800a	100a	1238a

Operates NB via Morningview before 3:00 pm, and NB via Littles after 3:00 pm.

Route	RT dist (km) and date of last change	Monday-Friday morning peak period					Monday-Friday midday					Monday-Friday afternoon peak period					Monday-Friday early evening					Monday-Friday late evening					First dep NB or WB	First dep SB or EB	Last dep NB or WB	Last dep SB or EB						
		Veh type	No. of Veh	Service interval	Run time (min)	Term time (min)	Avg spd (km/h)	Veh type	No. of Veh	Service interval	Run time (min)	Term time (min)	Avg spd (km/h)	Veh type	No. of Veh	Service interval	Run time (min)	Term time (min)	Avg spd (km/h)	Veh type	No. of Veh	Service interval	Run time (min)	Term time (min)	Avg spd (km/h)	Veh type					No. of Veh	Service interval	Run time (min)	Term time (min)	Avg spd (km/h)	
70 O'CONNOR &	Egl																																			
Monday to Friday	29-Mar-10																																			
70 Coxwell Stn – Warden Stn	12.36	LF	3	17 ' 00 "	51	0	14.5	LF	2.5	18 ' 00 "	45	0	16.5	LF	3.5	15 ' 00 "	51	2	14.5	LF	2	20 ' 00 "	40	0	18.5	LF	1.1	30 ' 00 "	34	0	21.8	550a	530a	158a	145a	
70A Coxwell Stn – Eglinton	12.54	LF	3	17 ' 00 "	51	0	14.7	LF	2.5	18 ' 00 "	44	1	17.1	LF	3.5	15 ' 00 "	51	2	14.7	LF	2	20 ' 00 "	40	0	18.8								520a	500a	920p	900p
70B Coxwell Stn – Eglinton Sq	11.75													LF	1	30 ' 00 "	30	0	23.5													945p	930p	145a	200a	
Combined/Average			6	8 ' 30 "				5	9 ' 00 "					7	7 ' 30 "					4	10 ' 00 "											2.13	15 ' 00 "			
70 branch alternates trips with 135 GERRARD																																				
Saturday	09-Jan-10																																			
70 Coxwell Stn – Warden Stn	12.36	LF	2	22 ' 00 "	44	0	16.9	LF	2	22 ' 00 "	44	0	16.9	LF	2	22 ' 00 "	44	0	16.9	LF	1.5	24 ' 00 "	36	0	20.6	LF	1.3	30 ' 00 "	34	6	21.8	610a	548a	158a	145a	
70A Coxwell Stn – Eglinton	12.54	LF	2	22 ' 00 "	44	0	17.1	LF	2	22 ' 00 "	44	0	17.1	LF	2	22 ' 00 "	44	0	17.1	LF	1.5	24 ' 00 "	36	0	20.9							537a	515a	918p	900p	
70B Coxwell Stn – Eglinton Sq	11.75													LF	1	30 ' 00 "	30	0	23.5													945p	930p	145a	200a	
Combined/Average			4	11 ' 00 "				4	11 ' 00 "					4	11 ' 00 "					3	12 ' 00 "											2.33	15 ' 00 "			
70 branch alternates trips with 16 McCOWAN																																				
Sunday	03-Jan-10																																			
70 Coxwell Stn – Warden Stn	12.36	LF	1	45 ' 00 "	33	12	22.5	LF	2	20 ' 00 "	40	0	18.5	LF	2	20 ' 00 "	40	0	18.5	LF	1.5	24 ' 00 "	36	0	20.6	LF	1.3	30 ' 00 "	34	6	21.8	645a	615a	158a	145a	
70A Coxwell Stn – Eglinton	12.54							LF	2	20 ' 00 "	40	0	18.8	LF	2	20 ' 00 "	40	0	18.8	LF	1.5	24 ' 00 "	36	0	20.9							830a	810a	918p	900p	
70B Coxwell Stn – Eglinton Sq	11.75													LF	1	30 ' 00 "	30	0	23.5													945p	930p	145a	200a	
Combined/Average			1	45 ' 00 "				4	10 ' 00 "					4	10 ' 00 "					3	12 ' 00 "											2.33	15 ' 00 "			



SERVICE SUMMARY

October 10 to November 20, 2010

Route	RT dist (km) and date of last change	No. of Veh	Service interval	Run time (min)	Term time (min)	Avg spd (km/h)	No. of Veh	Service interval	Run time (min)	Term time (min)	Avg spd (km/h)	No. of Veh	Service interval	Run time (min)	Term time (min)	Avg spd (km/h)	No. of Veh	Service interval	Run time (min)	Term time (min)	Avg spd (km/h)	No. of Veh	Service interval	Run time (min)	Term time (min)	Avg spd (km/h)	First dep NB or WB	First dep SB or EB	Last dep NB or WB	Last dep SB or EB					
63 OSSINGTON &	MtD																																		
Monday to Friday	07-Sep-10	Monday-Friday morning peak period						Monday-Friday midday						Monday-Friday afternoon peak period						Monday-Friday early evening						Monday-Friday late evening									
63 Eglinton West Stn – East Liberty	17.57	LF	2	13' 30"	77	4	13.7	LF	11	7' 15"	77	3	13.7	LF	7	11' 30"	78	3	13.5	LF	9	8' 30"	72	5	14.6	LF	6	11' 00"	64	2	16.5	517a	521a	147a	136a
63A St Clair – East Liberty	13.35	LF	12	4' 30"	53	1	15.1					LF	5	11' 30"	54	4	14.8														638a	707a	902a	932a	
Combined/Average			14	4' 30"					11	7' 15"					12	5' 45"						9	8' 30"					6	11' 00"			303p	334p	556p	615p
			Every 3rd 63A operates as a 63																																
Saturday	29-Nov-08	Saturday early morning						Saturday morning						Saturday afternoon						Saturday early evening						Saturday late evening									
63 Eglinton West Stn – East Liberty	17.57	LF	8	10' 00"	74	6	14.2	LF	11	7' 30"	78	5	13.5	LF	13	6' 30"	82	3	12.9	LF	7	10' 00"	70	0	15.1	LF	5	13' 00"	64	1	16.5	520a	523a	142a	136a
Sunday	15-Feb-09	Sunday early morning						Sunday morning						Sunday afternoon						Sunday early evening						Sunday late evening									
63 Eglinton West Stn – East Liberty	17.57	LF	6	12' 00"	72	0	14.6	LF	7	11' 00"	73	4	14.4	LF	9	8' 30"	75	2	14.1	LF	7	10' 00"	70	0	15.1	LF	6	11' 00"	64	2	16.5	520a	520a	147a	136a
316 OSSINGTON &	Wi/MtD																																		
Overnight, 7 days a week	23-Nov-08	Monday-Friday overnight						Saturday overnight						Sunday overnight																					
316 Eglinton West Stn – Exhibition	20.28	LF	1.6	30' 00"	49	0	24.8	LF	1.6	30' 00"	49	0	24.8	LF	1.6	30' 00"	49	0	24.8																
		Alternates trips with 329 DUFFERIN																																	
72 PAPE &	Bir	Temporary diversion to Donlands Station during construction at Pape Station. Temporary diversion until summer of 2013, westbound via Scott and Wellington, due to closure of The Esplanade between Scott and Yonge.																																	
Monday to Friday	12-Oct-10	Monday-Friday morning peak period						Monday-Friday midday						Monday-Friday afternoon peak period						Monday-Friday early evening						Monday-Friday late evening									
72 Donlands Stn – Eastern	5.67	LF	2.5	14' 00"	31	4	11.0	LF	4	8' 00"	30	2	11.3	LF	2.5	13' 00"	32	1	10.6	LF	4	8' 00"	30	2	11.3	LF	1.5	24' 00"	30	6	11.3	533a	540a	107a	125a
72A Donlands Stn – Union Stn via Commissioners	16.25	LF	5.5	14' 00"	72	5	13.5	LF	2	24' 00"	66	14	12.2	LF	5.5	13' 00"	71	1	13.7	LF	2	24' 00"	66	14	12.2	LF	2.5	24' 00"	57	3	17.1	520a	440a	119a	124a
Combined/Average			8	7' 00"					6	8' 00"					8	6' 30"						6	8' 00"					4	12' 00"						
		Every 3rd 72 operates as a 72A																																	
Saturday	16-Oct-10	Saturday early morning						Saturday morning						Saturday afternoon						Saturday early evening						Saturday late evening									
72 Pape Stn – Eastern	5.67	LF	1.5	24' 00"	30	6	11.3	LF	5	7' 30"	36	2	9.5	LF	5	7' 30"	36	2	9.5	LF	1.5	20' 00"	30	0	11.3	LF	1.5	24' 00"	30	6	11.3	523a	508a	120a	102a
72A Donlands Stn – Union Stn via Commissioners	16.25	LF	2.5	24' 00"	54	6	18.1	LF	2	22' 30"	71	12	13.7	LF	2	22' 30"	71	12	13.7	LF	3.5	20' 00"	64	6	15.2	LF	2.5	24' 00"	57	3	17.1	547a	520a	119a	114a
Combined/Average			4	12' 00"					7	7' 30"					7	7' 30"						5	10' 00"					4	12' 00"						
		Every 3rd 72 operates as a 72A																																	
Sunday	10-Oct-10	Sunday early morning						Sunday morning						Sunday afternoon						Sunday early evening						Sunday late evening									
72 Pape Stn – Eastern	5.67	LF	1.5	24' 00"	30	6	11.3	LF	2	20' 00"	36	4	9.5	LF	2	20' 00"	36	4	9.5	LF	1.5	24' 00"	30	6	11.3	LF	1.5	24' 00"	30	6	11.3	747a	728a	1258a	104a
72A Donlands Stn – Union Stn via Commissioners	16.25	LF	2.5	24' 00"	54	6	18.1	LF	3	20' 00"	60	0	16.3	LF	3	20' 00"	60	0	16.3	LF	2.5	24' 00"	57	3	17.1	LF	2.5	24' 00"	51	9	19.1	819a	752a	118a	116a
Combined/Average			4	12' 00"					5	10' 00"					5	10' 00"						4	12' 00"					4	12' 00"						
101 PARC DOWNSVIEW PARK &	Arw																																		
Monday to Friday	12-May-08	Monday-Friday morning peak period						Monday-Friday midday						Monday-Friday afternoon peak period						Monday-Friday early evening															
101 Downsview Stn – Parc Downsview Park	5.64	LF	1	20' 00"	20	0	16.9	LF	1	20' 00"	20	0	16.9	LF	1	20' 00"	20	0	16.9	LF	1	20' 00"	20	0	16.9										
Saturday	17-May-08	Saturday early morning						Saturday morning						Saturday afternoon						Saturday early evening															
101 Downsview Stn – Parc Downsview Park	5.64	LF	1	20' 00"	20	0	16.9	LF	1	20' 00"	20	0	16.9	LF	1	20' 00"	20	0	16.9	LF	1	20' 00"	20	0	16.9										
Sunday	11-May-08	Sunday morning						Sunday afternoon						Sunday early evening																					
101 Downsview Stn – Parc Downsview Park	5.64							LF	1	20' 00"	20	0	16.9	LF	1	20' 00"	20	0	16.9	LF	1	20' 00"	20	0	16.9										



SERVICE SUMMARY

October 10 to November 20, 2010

Route	RT dist (km) and date of last change	No. of					Run time (min)	Term time (min)	Avg spd (km/h)	No. of					Run time (min)	Term time (min)	Avg spd (km/h)	No. of					Run time (min)	Term time (min)	Avg spd (km/h)	First dep NB or WB	First dep SB or EB	Last dep NB or WB	Last dep SB or EB											
		Veh type	Veh	Service interval	(min)	(min)				Veh type	Veh	Service interval	(min)	(min)				Veh type	Veh	Service interval	(min)	(min)								Veh type	Veh	Service interval	(min)	(min)						
402 PARKDALE COMMUNITY BUS &	W-T																																							
Monday to Friday	2-Sep-97	Monday-Friday midday														Monday-Friday afternoon peak period																								
402 Queen Elizabeth Hospital – Dufferin Mall via Dufferin Stn		CB	1	75' 00"	75	0				CB	1	75' 00"	75	0													936a	1000a	436a	500p										
65 PARLIAMENT &	Bir																																							
Monday to Friday	24-Nov-08	Monday-Friday morning peak period							Monday-Friday midday							Monday-Friday afternoon peak period							Monday-Friday early evening							Monday-Friday late evening										
65 Castle Frank Stn – Esplanade	6.21	LF	2	16' 00"	32	0	11.6	LF	2	16' 00"	32	0	11.6	LF	3	12' 00"	36	0	10.4	LF	2	16' 00"	32	0	11.6	LF	1	30' 00"	30	0	12.4	530a	515a	115a	100a					
Saturday	04-Apr-09	Saturday early morning							Saturday morning							Saturday afternoon							Saturday early evening							Saturday late evening										
65 Castle Frank Stn – Esplanade	6.21	LF	2	15' 00"	30	0	12.4	LF	2	16' 00"	32	0	11.6	LF	2	16' 00"	32	0	11.6	LF	1	30' 00"	30	0	12.4	LF	1	30' 00"	30	0	12.4	545a	530a	115a	100a					
Sunday	28-Mar-10	Sunday morning							Sunday afternoon							Sunday early evening							Sunday late evening																	
65 Castle Frank Stn – Esplanade	6.21	LF	1	30' 00"	30	0	12.4	LF	2	15' 00"	30	0	12.4	LF	1	30' 00"	30	0	12.4	LF	1	30' 00"	30	0	12.4	LF	1	30' 00"	30	0	12.4	915a	900a	115a	100a					
67 PHARMACY &	Egl																																							
Monday to Friday	07-Sep-10	Monday-Friday morning peak period							Monday-Friday midday							Monday-Friday afternoon peak period							Monday-Friday early evening							Monday-Friday late evening										
67 Victoria Park Stn – Ellesmere	17.93	LF	4	17' 00"	64	4	16.8	LF	3	17' 00"	51	0	21.1	LF	6	10' 00"	60	0	17.9	LF	3	17' 00"	51	0	21.1	LF	2	20' 00"	40	0	26.9	516a	537a	110a	1250a					
67A Victoria Park Stn – Eglinton	9.32	LF	2	17' 00"	34	0	16.4																																	
Combined/Average		6 8' 30"							3 17' 00"							6 10' 00"							3 8' 30"							2 20' 00"										
Saturday	04-Apr-09	Saturday early morning							Saturday morning							Saturday afternoon							Saturday early evening							Saturday late evening										
67 Victoria Park Stn – Ellesmere	17.93	LF	2	20' 00"	40	0	26.9	LF	2	22' 30"	45	0	23.9	LF	2	30' 00"	55	5	19.6	LF	2	20' 00"	40	0	26.9	LF	2	20' 00"	40	0	26.9	516a	540a	100a	1240a					
Sunday	29-Mar-09	Sunday morning							Sunday afternoon							Sunday early evening							Sunday late evening																	
67 Victoria Park Stn – Ellesmere	17.93	LF	2	20' 00"	40	0	26.9	LF	2	25' 00"	50	0	21.5	LF	2	20' 00"	40	0	26.9	LF	2	20' 00"	40	0	26.9	LF	2	20' 00"	40	0	26.9	920a	940a	100a	1240a					
167 PHARMACY NORTH &	Bir																																							
Monday to Friday	04-Jan-10	Monday-Friday morning peak period							Monday-Friday midday							Monday-Friday afternoon peak period							Monday-Friday early evening							Monday-Friday late evening										
167 Don Mills Stn – Steeles	21.24	LF	2	24' 00"	45	3	28.3	LF	1.5	30' 00"	45	0	28.3	LF	2	24' 00"	48	0	26.6																					
167A Don Mills Stn – Steeles via Consumers	20.14																						LF	2	30' 00"	51	9	23.7	LF	2	30' 00"	51	9	23.7	715p	712p	115a	1240a		
Alternates trips with 24A VICTORIA PARK																																								
Saturday	09-Jan-10	Saturday early morning							Saturday morning							Saturday afternoon							Saturday early evening							Saturday late evening										
167A Don Mills Stn – Steeles via Consumers	20.14	LF	2	30' 00"	51	9	23.7	LF	2	30' 00"	51	9	23.7	LF	2	30' 00"	51	9	23.7	LF	2	30' 00"	51	9	23.7	LF	2	30' 00"	51	9	23.7	540a	540a	110a	1235a					
Sunday	03-Jan-10	Sunday morning							Sunday afternoon							Sunday early evening							Sunday late evening																	
167A Don Mills Stn – Steeles via Consumers	20.14	LF	2	30' 00"	51	9	23.7	LF	2	30' 00"	51	9	23.7	LF	2	30' 00"	51	9	23.7	LF	2	30' 00"	51	9	23.7	LF	2	30' 00"	51	9	23.7	900a	925a	100a	1255a					



TORONTO TRANSIT COMMISSION

SERVICE SUMMARY

October 10 to November 20, 2010

Route	RT dist (km) and date of last change	No. of					Run time (min)	Term time (min)	Avg spd (km/h)	No. of					Run time (min)	Term time (min)	Avg spd (km/h)	No. of					Run time (min)	Term time (min)	Avg spd (km/h)	First dep NB or WB	First dep SB or EB	Last dep NB or WB	Last dep SB or EB																				
		Veh type	Veh	Service interval	(min)	(min)				Veh type	Veh	Service interval	(min)	(min)				Veh type	Veh	Service interval	(min)	(min)								Veh type	Veh	Service interval	(min)	(min)															
66 PRINCE EDWARD & Qsy																																																	
Monday to Friday	07-Sep-10	Monday-Friday morning peak period					Monday-Friday midday					Monday-Friday afternoon peak period					Monday-Friday early evening					Monday-Friday late evening																											
66A Old Mill Stn – Humber	9.75	LF	2.5	14' 00"	26	9	22.5	LF	2	15' 00"	24	6	24.4	LF	2	20' 00"	30	10	19.5	LF	2	15' 00"	24	6	24.4	LF	1	30' 00"	24	6	24.4	LF	1	30' 00"	24	6	24.4	520a	603a	1248a	100a								
66D Old Mill Stn – Lake Shore	10.19	LF	2.5	14' 00"	34	1	18.0	LF	1	30' 00"	30	0	20.4	LF	2	20' 00"	38	2	16.1	LF	1	30' 00"	30	0	20.4	LF	1	30' 00"	30	0	20.4	LF	1	30' 00"	30	0	20.4	550a	556a	100a	115a								
Combined/Average			5	7' 00"					3	10' 00"				4	10' 00"					3	10' 00"				2	15' 00"																							
Saturday	24-Oct-09	Saturday early morning					Saturday morning					Saturday afternoon					Saturday early evening					Saturday late evening																											
66A Old Mill Stn – Humber	9.75	LF	1	30' 00"	22	8	26.6	LF	2	15' 00"	24	6	24.4	LF	2	15' 00"	24	6	24.4	LF	2	15' 00"	24	6	24.4	LF	1	30' 00"	22	8	26.6	LF	1	30' 00"	22	8	26.6	600a	615a	1245a	100a								
66D Old Mill Stn – Lake Shore	10.19	LF	1	30' 00"	28	2	21.8	LF	1	30' 00"	30	0	20.4	LF	1	30' 00"	30	0	20.4	LF	1	30' 00"	30	0	20.4	LF	1	30' 00"	28	2	21.8	LF	1	30' 00"	28	2	21.8	614a	630a	1259a	115a								
Combined/Average			2	15' 00"					3	10' 00"				3	10' 00"					3	10' 00"				2	15' 00"																							
Sunday	18-Oct-09	Sunday morning					Sunday afternoon					Sunday early evening					Sunday late evening																																
66A Old Mill Stn – Humber	9.75	LF	1.5	20' 00"	24	6	24.4	LF	1.5	20' 00"	24	6	24.4	LF	1	30' 00"	24	6	24.4	LF	1	30' 00"	24	6	24.4	LF	1	30' 00"	22	8	26.6	LF	1	30' 00"	22	8	26.6	845a	900a	1245a	100a								
66D Old Mill Stn – Lake Shore	10.19	LF	1.5	20' 00"	30	0	20.4	LF	1.5	20' 00"	30	0	20.4	LF	1	30' 00"	28	2	21.8	LF	1	30' 00"	28	2	21.8	LF	1	30' 00"	28	2	21.8	LF	1	30' 00"	28	2	21.8	858a	910a	1259a	115a								
Combined/Average			3	10' 00"					3	10' 00"				2	15' 00"					2	15' 00"				2	15' 00"																							
134 PROGRESS & Mal / Egl																																																	
Monday to Friday	07-Sep-10	Monday-Friday morning peak period					Monday-Friday midday					Monday-Friday afternoon peak period					Monday-Friday early evening					Monday-Friday late evening																											
134 Scarborough Centre Stn – Finch	18.05						LF	3	20' 00"	51	9	21.2							LF	2	22' 00"	44	0	24.6	LF	1.5	30' 00"	44	1	24.6						940a	515a	123a	116a										
134B Scarborough Centre Stn – McNicoll	21.26	LF	3	20' 00"	60	0	21.3						LF	3	20' 00"	60	0	21.3																				540a	305p	920a	645p								
134C Scarborough Centre Stn – Centennial College	7.91	LF	5	5' 00"	24	1	19.8	LF	3	8' 00"	24	0	19.8	LF	4	6' 00"	24	0	19.8	LF	1	22' 00"	20	2	23.7													657a	701a	1056p	1108p								
Combined/Average			8	4' 00"				6	5' 43"				7	4' 37"					3	11' 00"																													
Saturday	10-Jan-09	Saturday early morning					Saturday morning					Saturday afternoon					Saturday early evening					Saturday late evening																											
134 Scarborough Centre Stn – Finch	18.05	LF	2	22' 00"	44	0	24.6	LF	3	15' 00"	45	0	24.1	LF	3	15' 00"	45	0	24.1	LF	2	22' 30"	45	0	24.1	LF	1.5	30' 00"	44	1	24.6						608a	534a	118a	111a									
134C Scarborough Centre Stn – Centennial College	7.91	LF	1	22' 00"	22	0	21.6	LF	1	30' 00"	24	6	19.8	LF	1	30' 00"	24	6	19.8																				749a	800a	625p	643p							
Combined/Average			3	11' 00"				4	10' 00"				4	10' 00"						2	22' 30"																												
Sunday	04-Jan-09	Sunday morning					Sunday afternoon					Sunday evening					Sunday late evening																																
134 Scarborough Centre Stn – Finch	18.05	LF	1.5	30' 00"	44	1	24.6	LF	2	22' 30"	45	0	24.1	LF	1.5	30' 00"	44	1	24.6	LF	1.5	30' 00"	44	1	24.6	LF	1.5	30' 00"	44	1	24.6										855a	818a	1255a	1248a					
Combined/Average																																																	
Alternates trips with 43 KENNEDY																																																	
501 QUEEN Ron/Rus /Qsy/Wil		On Saturdays Sundays and Holiday streetcar service west of Roncesvalles replaced by buses, due to TTC construction on The Queensway.																																															
Monday to Friday	07-Sep-10	Monday-Friday morning peak period					Monday-Friday midday					Monday-Friday afternoon peak period					Monday-Friday early evening					Monday-Friday late evening																											
501 Long Branch – Neville Park	48.86	ALRV	18	10' 20"	180	6	16.3	ALRV	17	11' 45"	184	16	15.9	ALRV	18	11' 20"	190	14	15.4	ALRV	14	13' 30"	185	4	15.8	ALRV	8	20' 00"	160	0	18.3									510a	523a	1245a	1245a						
501 Humber – Neville Park	33.31	ALRV	13	10' 20"	130	5	15.4	ALRV	12	11' 45"	136	5	14.7	ALRV	13	11' 20"	138	10	14.5	ALRV	11	13' 30"	136	13	14.7	ALRV	6	20' 00"	116	4	17.2												457a	500a	1255a	1257a			
Combined/Average			31	5' 10"				29	5' 53"				31	5' 40"					25	6' 45"					14	10' 00"																							
Saturday	11-Sep-10	Saturday early morning					Saturday morning					Saturday afternoon					Saturday early evening					Saturday late evening																											
501 Sunnyside – Neville Park	27.99	ALRV	14	7' 30"	98	7	17.1	ALRV	20	6' 15"	115	10	14.6	ALRV	31	4' 20"	125	10	13.4	ALRV	19	6' 30"	111	13	15.1	ALRV	12	9' 00"	104	4	16.1													457a	547a	100a	100a		
501 Long Branch – Dundas West Stn	28.70	HF	9	10' 00"	88	2	19.6	HF	16	7' 00"	100	12	17.2	HF	18	6' 20"	104	10	16.6	HF	13	8' 00"	96	8	17.9	HF	9	10' 00"	88	2	19.6														534a	526a	136a	1224a	
Sunday	05-Sep-10	Sunday early morning					Sunday morning					Sunday afternoon					Sunday early evening					Sunday late evening																											
501 Sunnyside – Neville Park	27.99	ALRV	10	10' 00"	98	2	17.1	ALRV	15	8' 00"	109	11	15.4	ALRV	23	5' 30"	115	12	14.6	ALRV	13	9' 00"	110	7	15.3	ALRV	12	9' 00"	100	8	16.8														457a	550a	1250a	108a	
501 Long Branch – Dundas West Stn	28.70	HF	9	10' 00"	88	2	19.6	HF	13	7' 30"	94	4	18.3	HF	17	6' 30"	100	11	17.2	HF	10	10' 00"	91	9	18.9	HF	9	10' 00"	88	2	19.6															529a	526a	120a	1237a
301 QUEEN Ron/Rus /Qsy																																																	
Overnight	05-Sep-10	Monday-Friday overnight					Saturday overnight					Sunday overnight																																					
501 Long Branch – Neville Park	48.86	ALRV	5	30' 00"	140	10	20.9																																										
501 Sunnyside – Neville Park	27.99							ALRV	4	30' 00"	94	26	17.9	ALRV	4	30' 00"	94	26	17.9																														
501 Long Branch – Dundas West Stn	28.70							HF	3	30' 00"	76	14	22.7	HF	3	30' 00"	76	14	22.7																														



TORONTO TRANSIT COMMISSION

SERVICE SUMMARY

October 10 to November 20, 2010

Route	RT dist (km) and date of last change	No. of					Run time (min)	Term time (min)	Avg spd (km/h)	No. of					Run time (min)	Term time (min)	Avg spd (km/h)	No. of					Run time (min)	Term time (min)	Avg spd (km/h)	First dep NB or WB	First dep SB or EB	Last dep NB or WB	Last dep SB or EB						
		Veh type	Veh	Service interval	(min)	(min)				Veh type	Veh	Service interval	(min)	(min)				Veh type	Veh	Service interval	(min)	(min)								Veh type	Veh	Service interval	(min)	(min)	
80 QUEENSWAY &	Qsy																																		
Monday to Friday	17-Feb-09	Monday-Friday morning peak period					Monday-Friday midday					Monday-Friday afternoon peak period					Monday-Friday early evening					Monday-Friday late evening													
80 Sherway – Keele Stn via Parkside Dr	26.25	LF	3	30' 00"	75	15	21.0	LF	3	24' 00"	69	3	22.8	LF	3	30' 00"	78	12	20.2	LF	2	30' 00"	56	4	28.1	LF	2	30' 00"	54	6	29.2	548a	600a	100a	1229a
Saturday	21-Feb-09	Saturday early morning					Saturday morning					Saturday afternoon					Saturday early evening					Saturday late evening													
80 Sherway – Keele Stn via Parkside Dr	26.25	LF	2	30' 00"	56	4	28.1	LF	3	24' 00"	70	2	22.5	LF	3	24' 00"	70	2	22.5	LF	2	30' 00"	56	4	28.1	LF	2	30' 00"	54	6	29.2	600a	600a	100a	1230a
Sunday	15-Feb-09	Sunday morning					Sunday afternoon					Sunday early evening					Sunday late evening																		
80 Sherway – Keele Stn via Parkside Dr	26.25							LF	3	24' 00"	70	2	22.5	LF	3	24' 00"	70	2	22.5	LF	2	30' 00"	54	6	29.2	LF	2	30' 00"	54	6	29.2	855a	932a	100a	1225a
109 RANEE &	Wil																																		
Monday to Friday	07-Sep-10	Monday-Friday morning peak period					Monday-Friday midday					Monday-Friday afternoon peak period					Monday-Friday early evening					Monday-Friday late evening													
109B Eglinton West Stn-Neptune via Marlee and Flemington	14.29	LF	1.5	34' 00"	51	0	16.8	LF	1.5	30' 00"	45	0	19.1	LF	2	30' 00"	56	4	15.3	LF	1	45' 00"	45	0	19.1	LF	1	45' 00"	45	0	19.1	627a	557a	115a	1253a
109C Eglinton West Stn-Neptune via Marlee and Varna	13.08	LF	1.5	34' 00"	51	0	15.4	LF	1.5	30' 00"	45	0	17.4	LF	2	30' 00"	56	4	14.0	LF	1	45' 00"	45	0	17.4	LF	1	45' 00"	45	0	17.4	610a	621a	1252a	1230a
Combined/Average			3	17' 00"					3	15' 00"					4	15' 00"					2	22' 30"					2	22' 30"							
Saturday	10-Jan-09	Saturday early morning					Saturday morning					Saturday afternoon					Saturday early evening					Saturday late evening													
109B Eglinton West Stn-Neptune via Marlee and Flemington	14.29	LF	1.5	30' 00"	45	0	19.1	LF	1.5	34' 00"	51	0	16.8	LF	1.5	34' 00"	51	0	16.8	LF	1	45' 00"	45	0	19.1	LF	1	45' 00"	45	0	19.1	637a	645a	1237a	1238a
109C Eglinton West Stn-Neptune via Marlee and Varna	13.08	LF	1.5	30' 00"	45	0	17.4	LF	1.5	34' 00"	51	0	15.4	LF	1.5	34' 00"	51	0	15.4	LF	1	45' 00"	45	0	17.4	LF	1	45' 00"	45	0	17.4	622a	700a	100a	1215a
Combined/Average			3	15' 00"					3	17' 00"					3	17' 00"					2	22' 30"					2	22' 30"							
Sunday	04-Jan-09	Sunday morning					Sunday afternoon					Sunday early evening					Sunday late evening																		
109B Eglinton West Stn-Neptune via Marlee and Flemington	14.29							LF	1	40' 00"	40	0	21.4	LF	1.5	34' 00"	51	0	16.8	LF	1	45' 00"	45	0	19.1	LF	1	45' 00"	45	0	19.1	900a	840a	1237a	1238a
109C Eglinton West Stn-Neptune via Marlee and Varna	13.08							LF	1	40' 00"	40	0	19.6	LF	1.5	34' 00"	51	0	15.4	LF	1	45' 00"	45	0	17.4	LF	1	45' 00"	45	0	17.4	920a	900a	100a	1215a
Combined/Average									2	20' 00"					3	17' 00"					2	22' 30"					2	22' 30"							
48 RATHBURN &	Qsy																																		
Monday to Friday	12-Oct-10	Monday-Friday morning peak period					Monday-Friday midday					Monday-Friday afternoon peak period					Monday-Friday early evening					Monday-Friday late evening													
48 Royal York Stn – Mill Rd	17.36	LF	4	11' 00"	44	0	23.7	LF	2	22' 00"	42	2	24.8	LF	3	16' 00"	45	3	23.1	LF	1.5	30' 00"	40	5	26.0	LF	1.5	30' 00"	40	5	26.0	540a	520a	100a	1250a
												Alternates trips with 15 EVANS					Alternates trips with 15 EVANS																		
Saturday	21-Feb-09	Saturday early morning					Saturday morning					Saturday afternoon					Saturday early evening					Saturday late evening													
48 Royal York Stn – Mill Rd	17.36	LF	1.5	30' 00"	40	5	26.0	LF	1.5	30' 00"	45	0	23.1	LF	1.5	30' 00"	45	0	23.1	LF	1.5	30' 00"	40	5	26.0	LF	1.5	30' 00"	40	5	26.0	610a	610a	115a	1235a
							Alternates trips with 15 EVANS					Alternates trips with 15 EVANS					Alternates trips with 15 EVANS																		
Sunday	15-Feb-09	Sunday morning					Sunday afternoon					Sunday early evening					Sunday late evening																		
48 Royal York Stn – Mill Rd	17.36							LF	1.5	30' 00"	45	0	23.1	LF	1.5	30' 00"	45	0	23.1	LF	1.5	30' 00"	44	1	23.7	LF	1.5	30' 00"	40	5	26.0	844a	818a	100a	1242a
							Alternates trips with 15 EVANS					Alternates trips with 15 EVANS					Alternates trips with 15 EVANS																		
161 ROGERS RD &	MTD																																		
Monday to Friday	07-Sep-10	Monday-Friday morning peak period					Monday-Friday midday					Monday-Friday afternoon peak period					Monday-Friday early evening					Monday-Friday late evening													
161 Ossington Stn – Jane	17.90	LF	7	10' 20"	72	1	15.0	LF	5	14' 00"	68	2	15.8	LF	7	10' 45"	75	1	14.4	LF	5	12' 00"	60	0	17.9	LF	3	20' 00"	60	0	17.9	534a	508a	140a	110a
Saturday	27-Jun-09	Saturday early morning					Saturday morning					Saturday afternoon					Saturday early evening					Saturday late evening													
161 Ossington Stn – Jane	17.90	LF	5	13' 00"	64	1	16.8	LF	6	12' 00"	68	4	15.8	LF	6	12' 00"	68	4	15.8	LF	4	15' 00"	60	0	17.9	LF	3	20' 00"	60	0	17.9	530a	526a	120a	110a
Sunday	21-Jun-09	Sunday early morning					Sunday morning					Sunday afternoon					Sunday early evening					Sunday late evening													
161 Ossington Stn – Jane	17.90	LF	3	20' 00"	60	0	17.9	LF	4	16' 00"	64	0	16.8	LF	5	15' 00"	68	7	15.8	LF	3	20' 00"	60	0	17.9	LF	3	20' 00"	60	0	17.9	550a	600a	120a	110a



TORONTO TRANSIT COMMISSION

SERVICE SUMMARY

October 10 to November 20, 2010

Route	RT dist (km) and date of last change	No. of Veh	Service interval	Run time (min)	Term time (min)	Avg spd (km/h)	No. of Veh	Service interval	Run time (min)	Term time (min)	Avg spd (km/h)	No. of Veh	Service interval	Run time (min)	Term time (min)	Avg spd (km/h)	No. of Veh	Service interval	Run time (min)	Term time (min)	Avg spd (km/h)	No. of Veh	Service interval	Run time (min)	Term time (min)	Avg spd (km/h)	First dep NB or WB	First dep SB or EB	Last dep NB or WB	Last dep SB or EB						
71 RUNNYMEDE	MtD	Buses removed from Runnymede Station due to TTC Construction.																																		
Monday to Friday	07-Sep-10	Monday-Friday morning peak period						Monday-Friday midday						Monday-Friday afternoon peak period						Monday-Friday early evening						Monday-Friday late evening										
71 Bloor & Runnymede – St Clair	6.63	HF	1.5	20 ' 00 "	23	7	17.3	HF	0.7	30 ' 00 "	21	0	18.9	HF	1.4	22 ' 00 "	23	8	17.3	HF	1	22 ' 00 "	19	3	20.9	HF	1.1	20 ' 00 "	17	5	23.4	533a	545a	1256a	115a	
71B Bloor & Runnymede – Industry St	12.87	HF	2.5	20 ' 00 "	46	4	16.8	HF	1.7	30 ' 00 "	42	9	18.4	HF	2.4	22 ' 00 "	48	5	16.1														523a	541a	712p	633p
71B High Park Stn – Industry St	14.9													HF	2	25 ' 00 "	50	0	17.8	HF	2	24 ' 00 "	48	0	18.6							724p	658p	107a	1242a	
Combined/Average			4.0	10 ' 00 "				2.4	15 ' 00 "					3.8	11 ' 00 "						3	11 ' 42 "					3.1	10 ' 55 "								
		Alternates trips with 77 SWANSEA						Alternates trips with 77 SWANSEA						Alternates trips with 77 SWANSEA						St Clair branch alternates trips with 77 SWANSEA						St Clair branch alternates trips with 77 SWANSEA										
Saturday	11-Sep-10	Saturday early morning						Saturday morning						Saturday afternoon						Saturday early evening						Saturday late evening										
71 Bloor & Runnymede – St Clair	6.63	LF	1	24 ' 00 "	17	7	23.4	LF	1.2	26 ' 00 "	30	1	13.3	LF	1.2	26 ' 00 "	30	1	13.3	LF	1	24 ' 00 "	19	5	20.9	LF	1	20 ' 00 "	17	3	23.4	553a	607a	100a	115a	
71B High Park Stn – Industry St	14.9	LF	2	24 ' 00 "	48	0	18.6	LF	3	20 ' 00 "	56	4	15.9	LF	3	20 ' 00 "	56	4	15.9	LF	2	24 ' 00 "	48	0	18.6	LF	2	24 ' 00 "	46	2	19.4	602a	604a	112a	1248a	
Combined/Average			3	12 ' 00 "				4.2	11 ' 18 "					4.2	11 ' 18 "						3	12 ' 00 "					3	10 ' 55 "								
		St Clair branch alternates trips with 77 SWANSEA all day long.																																		
Sunday	05-Sep-10	Sunday morning						Sunday afternoon						Sunday early evening						Sunday late evening																
71 Bloor & Runnymede – St Clair	6.63	LF	1	24 ' 00 "	20	4	19.9	LF	1	24 ' 00 "	22	2	18.1	LF	1	20 ' 00 "	19	1	20.9	LF	1	20 ' 00 "	17	3	23.4	LF	1	20 ' 00 "	17	3	23.4	819a	830a	100a	115a	
71B High Park Stn – Industry St	14.9	LF	2	24 ' 00 "	48	0	18.6	LF	2	26 ' 00 "	52	0	17.2	LF	2	24 ' 00 "	48	0	18.6	LF	2	24 ' 00 "	46	2	19.4	LF	2	24 ' 00 "	46	2	19.4	831a	807a	112a	1248a	
Combined/Average			3	12 ' 00 "				3	12 ' 00 "					3	10 ' 55 "						3	10 ' 55 "					3	10 ' 55 "								
		St Clair branch alternates trips with 77 SWANSEA all day long.																																		
78 ST ANDREWS &	Wil																																			
Monday to Friday	07-Sep-10	Monday-Friday morning peak period						Monday-Friday midday						Monday-Friday afternoon peak period						Monday-Friday early evening						Monday-Friday late evening										
78 York Mills Stn – Bayview	9.64	LF	3	10 ' 00 "	30	0	19.3	LF	1	30 ' 00 "	30	0	19.3	LF	2	15 ' 00 "	30	0	19.3	LF	1	30 ' 00 "	30	0	19.3	LF	1	30 ' 00 "	30	0	19.3	615a	630a	100a	1245a	
Saturday	11-Sep-10	Saturday early morning						Saturday morning						Saturday afternoon						Saturday early evening						Saturday late evening										
78 York Mills Stn – Bayview	9.64	LF	1	30 ' 00 "	30	0	19.3	LF	1	30 ' 00 "	30	0	19.3	LF	1	30 ' 00 "	30	0	19.3	LF	1	30 ' 00 "	30	0	19.3	LF	1	30 ' 00 "	30	0	19.3	615a	630a	100a	1245a	
Sunday	05-Sep-10	Sunday morning						Sunday afternoon						Sunday early evening						Sunday late evening																
78 York Mills Stn – Bayview	9.64	LF	1	30 ' 00 "	30	0	19.3	LF	1	30 ' 00 "	30	0	19.3	LF	1	30 ' 00 "	30	0	19.3	LF	1	30 ' 00 "	30	0	19.3	LF	1	30 ' 00 "	30	0	19.3	845a	900a	1245a	100a	
512 ST CLAIR	Ron																																			
Monday to Friday	12-Oct-10	Monday-Friday morning peak period						Monday-Friday midday						Monday-Friday afternoon peak period						Monday-Friday early evening						Monday-Friday late evening										
512 Keele – St Clair Stn	13.99	CLRV	22	2 ' 55 "	56	9	15.1	CLRV	11	6 ' 00 "	56	10	15.0	CLRV	19	3 ' 30 "	58	9	14.5	CLRV	10	6 ' 00 "	56	4	15.0	CLRV	6	9 ' 00 "	52	2	16.1	510a	500a	200a	150a	
Saturday	26-Jun-10	Saturday early morning						Saturday morning						Saturday afternoon						Saturday early evening						Saturday late evening										
512 Keele – St Clair Stn	13.99	CLRV	6	8 ' 40 "	50	2	16.8	CLRV	10	6 ' 00 "	56	4	15.0	CLRV	13	5 ' 00 "	58	7	14.5	CLRV	8	7 ' 00 "	54	2	15.5	CLRV	6	9 ' 00 "	52	2	16.1	511a	500a	201a	150a	
Sunday	20-Jun-10	Sunday early morning						Sunday morning						Sunday afternoon						Sunday early evening						Sunday late evening										
512 Keele – St Clair Stn	13.99	CLRV	5	10 ' 00 "	48	2	17.5	CLRV	8	7 ' 30 "	56	4	15.0	CLRV	9	7 ' 00 "	58	5	14.5	CLRV	7	8 ' 00 "	54	2	15.5	CLRV	6	9 ' 00 "	52	2	16.1	520a	457a	201a	151a	
312 ST CLAIR &	Arw																																			
Overnight, 7 days a week	20-Jun-10	Monday-Friday overnight						Saturday overnight						Sunday overnight																						
312 Jane Stn – St Clair Stn	21.71	LF	2	30 ' 00 "	60	0	21.7	LF	2	30 ' 00 "	60	0	21.7	LF	2	30 ' 00 "	60	0	21.7																	



SERVICE SUMMARY

October 10 to November 20, 2010

Route	RT dist (km) and date of last change	No. of Veh	Service interval	Run time (min)	Term time (min)	Avg spd (km/h)	No. of Veh	Service interval	Run time (min)	Term time (min)	Avg spd (km/h)	No. of Veh	Service interval	Run time (min)	Term time (min)	Avg spd (km/h)	No. of Veh	Service interval	Run time (min)	Term time (min)	Avg spd (km/h)	No. of Veh	Service interval	Run time (min)	Term time (min)	Avg spd (km/h)	First dep NB or WB	First dep SB or EB	Last dep NB or WB	Last dep SB or EB					
86 SCARBOROUGH &	Egl																																		
Monday to Friday	12-Oct-10	Monday-Friday morning peak period						Monday-Friday midday						Monday-Friday afternoon peak period						Monday-Friday early evening						Monday-Friday late evening									
86 Kennedy Stn – Sheppard	27.99	LF	5	15 ' 00 "	75	0	25.0	LF	9	9 ' 00 "	78	3	24.0	LF	6	13 ' 20 "	79	1	23.7	LF	10	7 ' 30 "	72	3	23.3	LF	5	14 ' 00 "	66	4	25.4	454a	454a	201a	123a
86A Kennedy Stn – Toronto Zoo	31.25																																		
86B Kennedy Stn – Highland Creek	21.84	LF	4	15 ' 00 "	56	4	23.4																												
86D Kennedy Stn – Beechgrove via Lawrence	22.51	LF	4	15 ' 00 "	60	0	22.5	LF	2	30 ' 00 "	57	3	23.7	LF	5	13 ' 20 "	63	4	21.4	LF	2	30 ' 00 "	57	3	23.7	LF	2	30 ' 00 "	57	3	23.7	525a	603a	1244a	115a
86E Kennedy Stn – Sheppard Express	27.99	LF	12	5 ' 00 "	60	0	28.0					LF	7	9 ' 30 "	65	2	25.8																		
Combined/Average			25	2 ' 30 "				11	6 ' 55 "			18	3 ' 55 "							12	6 ' 00 "					7	9 ' 33 "								
Saturday	11-Sep-10	Saturday early morning						Saturday morning						Saturday afternoon						Saturday early evening						Saturday late evening									
86 Kennedy Stn – Sheppard	27.99	LF	8	10 ' 00 "	74	6	22.7	LF	11	6 ' 30 "	72	0	23.5	LF	11	6 ' 30 "	72	0	23.5	LF	8	10 ' 00 "	72	8	23.3	LF	4	17 ' 00 "	65	3	25.8	510a	440a	138a	106a
86D Kennedy Stn – Beechgrove via Lawrence	22.51	LF	2	30 ' 00 "	57	3	23.7	LF	2	30 ' 00 "	57	3	23.7	LF	2	30 ' 00 "	57	3	23.7	LF	2	30 ' 00 "	57	3	23.7	LF	2	30 ' 00 "	57	3	23.7	623a	555a	123a	1255a
Combined/Average			10	7 ' 30 "				13	5 ' 21 "			13	5 ' 21 "							10	7 ' 30 "					6	10 ' 51 "								
Sunday	05-Sep-10	Sunday early morning						Sunday morning						Sunday afternoon						Sunday early evening						Sunday late evening									
86 Kennedy Stn – Sheppard	27.99	LF	8	9 ' 00 "	70	2	24.0	LF	8	9 ' 00 "	70	2	24.0	LF	8	9 ' 00 "	70	2	24.0	LF	6	11 ' 00 "	65	1	25.8	LF	4	17 ' 00 "	65	3	25.8	550a	622a	138a	106a
86D Kennedy Stn – Beechgrove via Lawrence	22.51	LF	2	30 ' 00 "	57	3	23.7	LF	2	30 ' 00 "	57	3	23.7	LF	2	30 ' 00 "	57	3	23.7	LF	2	30 ' 00 "	57	3	23.7	LF	2	30 ' 00 "	57	3	23.7	638a	610a	108a	110a
Combined/Average			10	6 ' 55 "				10	6 ' 55 "			10	6 ' 55 "							8	8 ' 03 "					6	10 ' 51 "								
Overnight service on Eglinton Avenue and Kingston Road provided by 305 EGLINTON EAST																																			
190 SCARBOROUGH CENTRE ROCKET &	Mal																																		
Monday to Friday	07-Sep-10	Monday-Friday morning peak period						Monday-Friday midday						Monday-Friday afternoon peak period						Monday-Friday early evening						Monday-Friday late evening									
190 Don Mills Stn – Scarborough Centre Stn	17.36	LF	9	5 ' 30 "	50	0	21.0	LF	5	9 ' 00 "	44	1	23.7	LF	11	5 ' 30 "	58	3	18.0	LF	5	9 ' 00 "	44	1	23.7	LF	3	15 ' 00 "	40	5	26.0	626a	634a	107a	100a
Saturday	11-Sep-10	Saturday early morning						Saturday morning						Saturday afternoon						Saturday early evening						Saturday late evening									
190 Don Mills Stn – Scarborough Centre Stn	17.36	LF	4	12 ' 00 "	45	3	23.1	LF	4	12 ' 00 "	45	3	23.1	LF	6	8 ' 00 "	45	3	23.1	LF	5	9 ' 00 "	45	0	23.1	LF	2	20 ' 00 "	40	0	26.0	701a	700a	100a	100a
Sunday	05-Sep-10	Sunday morning						Sunday afternoon						Sunday early evening						Sunday late evening															
190 Don Mills Stn – Scarborough Centre Stn	17.36							LF	3	15 ' 00 "	45	0	23.1	LF	4	12 ' 00 "	45	3	23.1	LF	3	15 ' 00 "	40	5	26.0	LF	2	20 ' 00 "	40	0	26.0	907a	900a	100a	100a
3 SCARBOROUGH RT &	DanSub																																		
Monday to Friday	07-Sep-10	Monday-Friday morning peak period						Monday-Friday midday						Monday-Friday afternoon peak period						Monday-Friday early evening						Monday-Friday late evening									
3 Kennedy Stn – McCowan Stn	12.81	4carS	6	3 ' 30 "	21	0	36.6	4carS	4	5 ' 30 "	22	0	34.9	4carS	6	3 ' 40 "	22	0	34.9	4carS	4	5 ' 30 "	22	0	34.9	4carS	4	5 ' 30 "	22	0	34.9	545a	601a	120a	135a
Saturday	11-Sep-10	Saturday early morning						Saturday morning						Saturday afternoon						Saturday early evening						Saturday late evening									
3 Kennedy Stn – McCowan Stn	12.81	4carS	4	5 ' 30 "	22	0	34.9	4carS	4	5 ' 30 "	22	0	34.9	4carS	4	5 ' 30 "	22	0	34.9	4carS	4	5 ' 30 "	22	0	34.9	4carS	4	5 ' 30 "	22	0	34.9	550a	605a	120a	135a
Sunday	05-Sep-10	Sunday morning						Sunday afternoon						Sunday early evening						Sunday late evening															
3 Kennedy Stn – McCowan Stn	12.81	4carS	4	5 ' 30 "	22	0	34.9	4carS	4	5 ' 30 "	22	0	34.9	4carS	4	5 ' 30 "	22	0	34.9	4carS	4	5 ' 30 "	22	0	34.9	4carS	4	5 ' 30 "	22	0	34.9	855a	907a	120a	135a
McCowan to Kennedy is WB; Kennedy to McCowan is EB																																			



TORONTO TRANSIT COMMISSION

SERVICE SUMMARY

October 10 to November 20, 2010

Route	RT dist (km) and date of last change	No. of					Run time					Term time					Avg spd					First dep NB or WB	First dep SB or EB	Last dep NB or WB	Last dep SB or EB										
		Veh type	Veh	Service interval	(min)	(min)	(km/h)	Veh type	Veh	Service interval	(min)	(min)	(km/h)	Veh type	Veh	Service interval	(min)	(min)	(km/h)	Veh type	Veh					Service interval	(min)	(min)	(km/h)						
79 SCARLETT RD &	MtD	Buses removed from Runnymede Station due to TTC Construction.																																	
Monday to Friday	07-Sep-10	Monday-Friday morning peak period					Monday-Friday midday					Monday-Friday afternoon peak period					Monday-Friday early evening					Monday-Friday late evening													
79 High Park Stn – Lawrence & Jane	20.8	LF	7.5	9 ' 00 "	67	1	18.6	LF	5	15 ' 00 "	70	5	17.8	LF	6.5	12 ' 00 "	73	5	17.1	LF	5	13 ' 00 "	64	1	19.5	LF	2	30 ' 00 "	60	0	20.8	525a	505a	1258a	100a
79B High Park Stn – Lawrence & Jane via St Clair	20.8	LF	7.5	9 ' 00 "	67	1	18.6							LF	6.5	12 ' 00 "	73	5	17.1																
Combined/Average			15	4 ' 30 "					5	15 ' 00 "					13	6 ' 00 "					5	13 ' 00 "					2	30 ' 00 "							
Saturday	11-Sep-10	Saturday early morning					Saturday morning					Saturday afternoon					Saturday early evening					Saturday late evening													
79 High Park Stn – Lawrence & Jane	20.8	LF	2	30 ' 00 "	60	0	20.8	LF	4	16 ' 00 "	64	0	19.5	LF	4	16 ' 00 "	64	0	19.5	LF	2	30 ' 00 "	60	0	20.8	LF	2	30 ' 00 "	60	0	20.8	535a	605a	1258a	100a
Sunday	05-Sep-10	Sunday morning					Sunday afternoon					Sunday early evening					Sunday late evening																		
79 High Park Stn – Lawrence & Jane	20.8							LF	2	30 ' 00 "	60	0	20.8	LF	3	21 ' 00 "	63	0	19.8	LF	2	30 ' 00 "	60	0	20.8	LF	2	30 ' 00 "	60	0	20.8	800a	830a	1258a	100a
775 SERVICE RELIEF BUSES – EGLINTON DIVISION	Egl																																		
Monday to Friday	08-Sep-09											Monday-Friday afternoon peak period																							
Service relief buses														LF	1	Don Mills Station																			
Service relief buses														LF	1	Eglinton Station																			
Service relief buses														LF	1	Kennedy Station																			
777 SERVICE RELIEF BUSES – QUEENSWAY DIVISION	Qsy																																		
Monday to Friday	03-Aug-10											Monday-Friday afternoon peak period																							
Service relief buses														HF	3	Downsview Stn																			



TORONTO TRANSIT COMMISSION

SERVICE SUMMARY

October 10 to November 20, 2010

Table with columns: Route, RT dist (km) and date of last change, No. of Veh, Service interval, Run time (min), Term time (min), Avg spd (km/h), and various service details for different days and times.



TORONTO TRANSIT COMMISSION

SERVICE SUMMARY

October 10 to November 20, 2010

Route	RT dist (km) and date of last change	Monday-Friday morning peak period					Monday-Friday midday					Monday-Friday afternoon peak period					Monday-Friday early evening					Monday-Friday late evening					First dep NB or WB	First dep SB or EB	Last dep NB or WB	Last dep SB or EB						
		Veh type	No. of Veh	Service interval	Run time (min)	Term time (min)	Avg spd (km/h)	Veh type	No. of Veh	Service interval	Run time (min)	Term time (min)	Avg spd (km/h)	Veh type	No. of Veh	Service interval	Run time (min)	Term time (min)	Avg spd (km/h)	Veh type	No. of Veh	Service interval	Run time (min)	Term time (min)	Avg spd (km/h)	Veh type					No. of Veh	Service interval	Run time (min)	Term time (min)	Avg spd (km/h)	
124 SUNNYBROOK &	Wil																																			
Monday to Friday	07-Sep-10	Monday-Friday morning peak period					Monday-Friday midday					Monday-Friday afternoon peak period					Monday-Friday early evening					Monday-Friday late evening														
124 Lawrence Stn – Sunnybrook Hospital	5.51	LF	4	6 ' 30 "	26	0	12.7	LF	2	11 ' 00 "	22	0	15.0	LF	4	7 ' 30 "	30	0	11.0	LF	1	20 ' 00 "	20	0	16.5	LF	1	20 ' 00 "	20	0	16.5	610a	558a	110a	100a	
Saturday	29-Nov-08	Saturday early morning					Saturday morning					Saturday afternoon					Saturday early evening					Saturday late evening														
124 Lawrence Stn – Sunnybrook Hospital	5.51	LF	1	20 ' 00 "	20	0	16.5	LF	1	20 ' 00 "	20	0	16.5	LF	1	20 ' 00 "	20	0	16.5	LF	1	20 ' 00 "	20	0	16.5	LF	1	20 ' 00 "	20	0	16.5	550a	540a	110a	100a	
Sunday	23-Nov-08	Sunday morning					Sunday afternoon					Sunday early evening					Sunday late evening																			
124 Lawrence Stn – Sunnybrook Hospital	5.51						LF	1	20 ' 00 "	20	0	16.5	LF	1	20 ' 00 "	20	0	16.5	LF	1	20 ' 00 "	20	0	16.5	LF	1	20 ' 00 "	20	0	16.5	750a	740a	1250a	100a		
77 SWANSEA	MtD	Buses removed from Runnymede Station due to TTC Construction.																																		
Monday to Friday	07-Sep-10	Monday-Friday morning peak period					Monday-Friday midday					Monday-Friday afternoon peak period					Monday-Friday early evening					Monday-Friday late evening														
77 Bloor & Runnymede – Queensway	6.12	HF	3.0	10 ' 00 "	26	4	14.1	HF	1.6	15 ' 00 "	21	3	17.5	HF	2.2	11 ' 00 "	23	2	16.2	HF	1	22 ' 00 "	22	0	16.7	HF	0.9	20 ' 00 "	15	3	24.5	548a	535a	135a	123a	
		Alternates trips with 71 RUNNYMEDE					Alternates trips with 71 RUNNYMEDE					Alternates trips with 71 RUNNYMEDE					Alternates trips with 71 RUNNYMEDE (St Clair branch)					Alternates trips with 71 RUNNYMEDE (St Clair branch)														
Saturday	11-Sep-10	Saturday early morning					Saturday morning					Saturday afternoon					Saturday early evening					Saturday late evening														
77 Bloor & Runnymede – Queensway	6.12	LF	1	24 ' 00 "	15	9	24.5	LF	0.8	25 ' 00 "	19	0	19.6	LF	0.8	25 ' 00 "	19	0	19.6	LF	1	24 ' 00 "	18	6	20.4	LF	1	20 ' 00 "	15	5	24.5	610a	615a	135a	124a	
		Alternates trips with 71 RUNNYMEDE (St Clair branch) all day long.																																		
Sunday	05-Sep-10	Sunday morning					Sunday afternoon					Sunday early evening					Sunday late evening																			
77 Bloor & Runnymede – Queensway	6.12						LF	1	24 ' 00 "	19	5	19.3	LF	1	24 ' 00 "	19	5	19.3	LF	1	20 ' 00 "	17	3	21.6	LF	1	20 ' 00 "	15	5	24.5	859a	840a	112a	124a		
		Alternates trips with 71 RUNNYMEDE (St Clair branch) all day long.																																		
168 SYMINGTON &	MtD																																			
Monday to Friday	07-Sep-10	Monday-Friday morning peak period					Monday-Friday midday					Monday-Friday afternoon peak period					Monday-Friday early evening					Monday-Friday late evening														
168 Dundas West Stn – Weston Rd	9.59	LF	8	5 ' 00 "	38	2	15.1	LF	4	10 ' 00 "	38	2	15.1	LF	7	6 ' 20 "	44	1	13.1	LF	4	10 ' 00 "	36	4	16.0	LF	3	12 ' 00 "	30	6	19.2	442a	450a	200a	145a	
Saturday	16-Oct-10	Saturday early morning					Saturday morning					Saturday afternoon					Saturday early evening					Saturday late evening														
168 Dundas West Stn – Weston Rd	9.59	LF	3	10 ' 40 "	30	2	19.2	LF	5	10 ' 00 "	48	2	12.0	LF	5	10 ' 00 "	48	2	12.0	LF	3	12 ' 00 "	33	3	17.4	LF	3	12 ' 00 "	30	6	19.2	442a	451a	200a	145a	
Sunday	02-Aug-09	Sunday early morning					Sunday morning					Sunday afternoon					Sunday early evening					Sunday late evening														
168 Dundas West Stn – Weston Rd	9.59	LF	2	20 ' 00 "	34	6	16.9	LF	3	15 ' 00 "	38	7	15.1	LF	4	12 ' 00 "	43	5	13.4	LF	3	12 ' 00 "	33	3	17.4	LF	3	12 ' 00 "	30	6	19.2	640a	643a	200a	145a	
81 THORNCLIFFE PARK &	Bir																																			
Monday to Friday	07-Sep-10	Monday-Friday morning peak period					Monday-Friday midday					Monday-Friday afternoon peak period					Monday-Friday early evening					Monday-Friday late evening														
81 Pape Stn – Thorncliffe	8.29	LF	6	4 ' 40 "	28	0	17.8	LF	3	10 ' 00 "	30	0	16.6	LF	5	5 ' 30 "	28	0	18.1	LF	3	10 ' 00 "	30	0	16.6	LF	2	12 ' 00 "	24	0	20.7	525a	510a	120a	111a	
Saturday	25-Jun-05	Saturday early morning					Saturday morning					Saturday afternoon					Saturday early evening					Saturday late evening														
81 Pape Stn – Thorncliffe	8.29	LF	1	30 ' 00 "	30	0	16.6	LF	4	7 ' 30 "	30	0	16.6	LF	4	7 ' 30 "	30	0	16.6	LF	2	12 ' 00 "	24	0	20.7	LF	2	12 ' 00 "	24	0	20.7	545a	530a	120a	111a	
Sunday	19-Jun-05	Sunday early morning					Sunday morning					Sunday afternoon					Sunday early evening					Sunday late evening														
81 Pape Stn – Thorncliffe	8.29	LF	1	30 ' 00 "	30	0	16.6	LF	3	10 ' 00 "	30	0	16.6	LF	3	10 ' 00 "	30	0	16.6	LF	2	12 ' 00 "	24	0	20.7	LF	2	12 ' 00 "	24	0	20.7	645a	630a	120a	111a	
		Loops clockwise on Thorncliffe Park Drive before 330p, and loops counter-clockwise on Thorncliffe Park Drive after 330p																																		
10 VAN HORNE &	Wil																																			
Monday to Friday	04-Jan-10	Monday-Friday morning peak period					Monday-Friday midday					Monday-Friday afternoon peak period					Monday-Friday early evening					Monday-Friday late evening														
10 Don Mills Stn – Victoria Park	7.64	LF	3	10 ' 00 "	28	2	16.4						LF	3	10 ' 00 "	28	2	16.4															534a	547a	900a	853a
							See 169A HUNTINGWOOD										See 169A HUNTINGWOOD					See 169A HUNTINGWOOD					300p	315p	700p	640p						

Off peak service provided by 169A HUNTINGWOOD



TORONTO TRANSIT COMMISSION

SERVICE SUMMARY

October 10 to November 20, 2010

Route	RT dist (km) and date of last change	Monday-Friday morning peak period					Monday-Friday midday					Monday-Friday afternoon peak period					Monday-Friday early evening					Monday-Friday late evening					First dep NB or WB	First dep SB or EB	Last dep NB or WB	Last dep SB or EB					
		Veh type	No. of Veh	Service interval	Run time (min)	Term time (min)	Avg spd (km/h)	Veh type	No. of Veh	Service interval	Run time (min)	Term time (min)	Avg spd (km/h)	Veh type	No. of Veh	Service interval	Run time (min)	Term time (min)	Avg spd (km/h)	Veh type	No. of Veh	Service interval	Run time (min)	Term time (min)	Avg spd (km/h)	Veh type					No. of Veh	Service interval	Run time (min)	Term time (min)	Avg spd (km/h)
68 WARDEN &	Egl																																		
Monday to Friday	07-Sep-10																																		
68 Warden Stn – Steeles	25.06	LF	21	3 ' 35 "	75	0	20.0	LF	8	8 ' 45 "	70	0	21.5	LF	13	6 ' 15 "	81	0	18.5	LF	7	10 ' 00 "	70	0	21.5	LF	3	22 ' 00 "	62	4	24.2	448a	505a	140a	151a
68B Warden Stn – Major Mackenzie	43.52	LF	3	14 ' 20 "	116	2	22.5	LF	1	35 ' 00 "	104	1	25.1	LF	2	18 ' 45 "	119	0	21.9	LF	1	40 ' 00 "	104	6	25.1							507a	557a	958p	1055p
Combined/Average			24	3 ' 35 "					9	8 ' 45 "					15	6 ' 15 "					8	10 ' 00 "					3	22 ' 00 "							
			Every 4th 68 operates as a 68B					Every 4th 68 operates as a 68B					Every 3rd 68 operates as a 68B					Every 4th 68 operates as a 68B																	
Saturday	21-Feb-09																																		
68 Warden Stn – Steeles	25.06	LF	2	33 ' 00 "	65	1	23.1	LF	5	13 ' 00 "	65	0	23.1	LF	7	11 ' 00 "	75	2	20.0	LF	1.5	44 ' 00 "	66	0	22.8	LF	3	22 ' 00 "	62	4	24.2	602a	546a	129a	200a
68B Warden Stn – Major Mackenzie	43.52	LF	3	33 ' 00 "	99	0	26.4	LF	1	39 ' 00 "	104	0	25.1	LF	1	44 ' 00 "	114	7	22.9	LF	2.5	44 ' 00 "	101	9	25.9							515a	558a	948p	1047p
Combined/Average			5	16 ' 30 "					6	13 ' 00 "					8	11 ' 00 "					4	22 ' 00 "					3	22 ' 00 "							
			Every 3rd 68 operates as a 68B					Every 4th 68 operates as a 68B					Every 4th 68 operates as a 68B					Every 4th 68 operates as a 68B																	
Sunday	15-Feb-09																																		
68 Warden Stn – Steeles	25.06	LF	1.5	44 ' 00 "	66	0	22.8	LF	6	12 ' 00 "	72	0	20.9	LF	6	12 ' 00 "	72	0	20.9	LF	1.5	44 ' 00 "	66	0	22.8	LF	3	22 ' 00 "	62	4	24.2	716a	751a	137a	207a
68B Warden Stn – Major Mackenzie	43.52	LF	2.5	44 ' 00 "	104	6	25.1	LF	1	36 ' 00 "	108	0	24.2	LF	1	36 ' 00 "	108	0	24.2	LF	2.5	44 ' 00 "	104	6	25.1							829a	934a	948p	1045p
Combined/Average			4	22 ' 00 "					7	12 ' 00 "					7	12 ' 00 "					4	22 ' 00 "					3	22 ' 00 "							
			Every 3rd 68 operates as a 68B					Every 3rd 68 operates as a 68B					Every 3rd 68 operates as a 68B					Every 3rd 68 operates as a 68B																	
Overnight service north of Sheppard Avenue provided by 324 VICTORIA PARK																																			
Some early morning trips operate from Warden and Danforth																																			
69 WARDEN SOUTH &	Bir																																		
Monday to Friday	07-Sep-10																																		
69A Warden Stn – Kingston Rd SB via Warden	6.71	LF	2.5	10 ' 00 "	25	0	16.1	LF	2	11 ' 00 "	22	0	18.3	LF	2	13 ' 00 "	26	0	15.5	LF	1.5	15 ' 00 "	22	1	18.7	LF	1	20 ' 00 "	20	0	20.1	559a	613a	140a	150a
69B Warden Stn – Kingston Rd SB via Birchmount	6.71	LF	2.5	10 ' 00 "	25	0	16.1	LF	2	11 ' 00 "	22	0	18.3	LF	2	13 ' 00 "	26	0	15.5	LF	1.5	15 ' 00 "	23	0	17.9	LF	1	20 ' 00 "	20	0	20.1	626a	620a	130a	140a
Combined/Average			5	5 ' 00 "					4	5 ' 30 "					4	6 ' 30 "					3	7 ' 30 "					2	10 ' 00 "							
Saturday	09-Jan-10																																		
69A Warden Stn – Kingston Rd SB via Warden	6.71	LF	1	20 ' 00 "	20	0	20.1	LF	1	20 ' 00 "	20	0	20.1	LF	1	20 ' 00 "	20	0	20.1	LF	1	20 ' 00 "	20	0	20.1	LF	1	20 ' 00 "	20	0	20.1	550a	618a	120a	150a
69B Warden Stn – Kingston Rd SB via Birchmount	6.71	LF	1	20 ' 00 "	20	0	20.1	LF	1	20 ' 00 "	20	0	20.1	LF	1	20 ' 00 "	20	0	20.1	LF	1	20 ' 00 "	20	0	20.1	LF	1	20 ' 00 "	20	0	20.1	610a	610a	130a	130a
Combined/Average			2	10 ' 00 "					2	10 ' 00 "					2	10 ' 00 "					2	10 ' 00 "					2	10 ' 00 "							
Sunday	03-Jan-10																																		
69A Warden Stn – Kingston Rd SB via Warden	6.71							LF	1	20 ' 00 "	20	0	20.1	LF	1	20 ' 00 "	20	0	20.1	LF	1	20 ' 00 "	20	0	20.1	LF	1	20 ' 00 "	20	0	20.1	900a	850a	140a	150a
69B Warden Stn – Kingston Rd SB via Birchmount	6.71							LF	1	20 ' 00 "	20	0	20.1	LF	1	20 ' 00 "	20	0	20.1	LF	1	20 ' 00 "	20	0	20.1	LF	1	20 ' 00 "	20	0	20.1	910a	900a	130a	140a
Combined/Average									2	10 ' 00 "					2	10 ' 00 "					2	10 ' 00 "					2	10 ' 00 "							
55 WARREN PARK &	MtD																																		
Monday to Friday	04-Aug-09																																		
55 Jane Stn – Warren Park	8.42	LF	1	30 ' 00 "	27	3	18.7	LF	1	30 ' 00 "	27	3	18.7	LF	1	30 ' 00 "	27	3	18.7	LF	1	30 ' 00 "	27	3	18.7	LF	1	30 ' 00 "	27	3	18.7	546a	530a	116a	100a
Saturday	08-Aug-09																																		
55 Jane Stn – Warren Park	8.42	LF	1	30 ' 00 "	27	3	18.7	LF	1	30 ' 00 "	27	3	18.7	LF	1	30 ' 00 "	27	3	18.7	LF	1	30 ' 00 "	27	3	18.7	LF	1	30 ' 00 "	27	3	18.7	546a	530a	116a	100a
Sunday	02-Aug-09																																		
55 Jane Stn – Warren Park	8.42							LF	1	30 ' 00 "	27	3	18.7	LF	1	30 ' 00 "	27	3	18.7	LF	1	30 ' 00 "	27	3	18.7	LF	1	30 ' 00 "	27	3	18.7	846a	900a	116a	100a



TORONTO TRANSIT COMMISSION

SERVICE SUMMARY

October 10 to November 20, 2010

Route	RT dist (km) and date of last change																					First dep NB or WB	First dep SB or EB	Last dep NB or WB	Last dep SB or EB																							
		Veh type	No. of Veh	Service interval	Run time (min)	Term time (min)	Avg spd (km/h)	Veh type	No. of Veh	Service interval	Run time (min)	Term time (min)	Avg spd (km/h)	Veh type	No. of Veh	Service interval	Run time (min)	Term time (min)	Avg spd (km/h)	Veh type	No. of Veh					Service interval	Run time (min)	Term time (min)	Avg spd (km/h)																			
94 WELLESLEY &	MtD																																															
Monday to Friday	07-Sep-10	Monday-Friday morning peak period					Monday-Friday midday					Monday-Friday afternoon peak period					Monday-Friday early evening					Monday-Friday late evening																										
94 Castle Frank Stn – Ossington Stn	12.17	LF	5	12' 00"	60	0	12.2	LF	6	10' 00"	60	0	12.2	LF	4.5	16' 00"	68	4	10.7	LF	4	13' 00"	52	0	14.0	LF	3	15' 00"	45	0	16.2	520a	525a	1252a	115a													
94C Castle Frank Stn – Wellesley Stn	3.91	LF	2	12' 00"	24	0	9.8						LF	1.5	16' 00"	24	0	9.8																														
Combined/Average			7	6' 00"					6	10' 00"					6	8' 00"					4	13' 00"					3	15' 00"																				
Saturday	29-Nov-08																																															
Saturday early morning		Saturday morning					Saturday afternoon					Saturday early evening					Saturday late evening																															
94 Castle Frank Stn – Ossington Stn	12.17	LF	3	17' 00"	51	0	14.3	LF	5	12' 00"	60	0	12.2	LF	5	12' 00"	60	0	12.2	LF	3	16' 40"	50	0	14.6	LF	3	15' 00"	45	0	16.2	541a	550a	1237a	100a													
Sunday	05-Sep-10																																															
Sunday morning		Sunday afternoon					Sunday early evening					Sunday late evening																																				
94 Castle Frank Stn – Ossington Stn	12.17						LF	4	13' 30"	54	0	13.5	LF	4	13' 30"	54	0	13.5	LF	3	16' 40"	50	0	14.6	LF	3	15' 00"	45	0	16.2	833a	824a	1222a	1245a														
112 WEST MALL &	Qsy																																															
Monday to Friday	12-Oct-10	Monday-Friday morning peak period					Monday-Friday midday					Monday-Friday afternoon peak period					Monday-Friday early evening					Monday-Friday late evening																										
112A Kipling Stn – Eglinton	18.75																																															
112C Kipling Stn – Disco Rd	29.29	LF	6	13' 30"	80	1	22.0	LF	4	20' 00"	70	10	25.1	LF	5	16' 00"	80	0	22.0	LF	4	18' 00"	70	2	25.1	LF	4	18' 00"	66	6	26.6	510a																
112D Kipling Stn – Skymark	20.96	LF	5	13' 30"	62	5	20.3	LF	3	20' 00"	55	5	22.9	LF	4	16' 00"	62	2	20.3																													
112E Kipling Stn – Renforth & Eringate Express	18.76	LF	2	NB Trips																																												
Combined/Average			13	6' 45"					7	10' 00"					9	8' 00"					4	18' 00"					4	18' 00"																				
Saturday	11-Sep-10																																															
Saturday early morning		Saturday morning					Saturday afternoon					Saturday early evening					Saturday late evening																															
112C Kipling Stn – Disco Rd	29.29	LF	4	17' 00"	68	0	25.8	LF	4	20' 00"	70	10	25.1	LF	4	20' 00"	70	10	25.1	LF	3	24' 00"	66	6	26.6	LF	3	24' 00"	66	6	26.6	554a	600a	112a	103a													
Sunday	14-Feb-10																																															
Sunday morning		Sunday afternoon					Sunday early evening					Sunday late evening																																				
112C Kipling Stn – Disco Rd	29.29						LF	3	24' 00"	66	6	26.6	LF	3	24' 00"	66	6	26.6	LF	3	24' 00"	66	6	26.6	LF	3	24' 00"	66	6	26.6	845a	903a	112a	103a														
89 WESTON &	MtD																																															
Monday to Friday	07-Sep-10	Monday-Friday morning peak period					Monday-Friday midday					Monday-Friday afternoon peak period					Monday-Friday early evening					Monday-Friday late evening																										
89 Keele Stn – Albion Rd	20.17	LF	14	5' 35"	78	1	15.6	LF	7	10' 00"	70	0	17.3	LF	11	7' 45"	84	2	14.4	LF	8	9' 30"	76	0	15.9	LF	5	12' 00"	56	4	21.6	415a	445a	210a	203a													
Saturday	09-Jan-10																																															
Saturday early morning		Saturday morning					Saturday afternoon					Saturday early evening					Saturday late evening																															
89 Keele Stn – Albion Rd	20.17	LF	4	15' 00"	60	0	20.2	LF	7	10' 00"	66	4	18.3	LF	9	8' 00"	68	4	17.8	LF	5	12' 00"	56	4	21.6	LF	4	15' 00"	56	4	21.6	435a	510a	215a	245a													
Sunday	03-Jan-10																																															
Sunday early morning		Sunday morning					Sunday afternoon					Sunday early evening					Sunday late evening																															
89 Keele Stn – Albion Rd	20.17	LF	4	15' 00"	60	0	20.2	LF	7	10' 30"	66	7	18.3	LF	7	10' 30"	66	7	18.3	LF	4	15' 00"	56	4	21.6	LF	3	20' 00"	56	4	21.6	530a	600a	215a	245a													



TORONTO TRANSIT COMMISSION

SERVICE SUMMARY

October 10 to November 20, 2010

Route	RT dist (km) and date of last change	No. of					Run time					Term time					Avg spd (km/h)					First dep NB or WB	First dep SB or EB	Last dep NB or WB	Last dep SB or EB													
		Veh type	Veh	Service interval	(min)	(min)	(km/h)	Veh type	Veh	Service interval	(min)	(min)	(km/h)	Veh type	Veh	Service interval	(min)	(min)	(km/h)	Veh type	Veh					Service interval	(min)	(min)	(km/h)									
165 WESTON RD NORTH &	Arw																																					
Monday to Friday	07-Sep-10	Monday-Friday morning peak period					Monday-Friday midday					Monday-Friday afternoon peak period					Monday-Friday early evening					Monday-Friday late evening																
165 York Mills Stn – Steeles	36.66	Lift	18	6 ' 00 "	107	1	20.6	Lift	15	7 ' 30 "	108	4	20.4	Lift	16	7 ' 30 "	115	5	19.1	Lift	9	12 ' 00 "	101	7	21.8	Lift	5	20 ' 00 "	89	11	24.7	520a	518a	155a	150a			
165F York Mills Stn – Canada Drive	55.96	Lift	1.5	42 ' 00 "	160	11	21.0						Lift	1.5	45 ' 00 "	177	11	19.0														554a	602a	800a	932a			
165D York Mills Stn – Major Mackenzie & Highway 400	54.31	Lift	1.5	42 ' 00 "	155	16	21.0	Lift	1	30 ' 00 "	140	0	23.3	Lift	1.5	45 ' 00 "	172	15	18.9	Lift	1	36 ' 00 "	135	9	24.1									535a	517a	943p	1054p	
Combined/Average			21	6 ' 00 "					16	7 ' 30 "					19	7 ' 30 "					10	12 ' 00 "					5	20 ' 00 "										
			Every 7th 165 operates as a 165D					Every 4th 165 operates as a 165D					SB 165D/F trips operate via Barmac					Every 3rd 165 operates as a 165D																				
			Every 7th 165 operates as a 165F																																			
Saturday	11-Sep-10	Saturday early morning					Saturday morning					Saturday afternoon					Saturday early evening					Saturday late evening																
165 York Mills Stn – Steeles	36.66	Lift	3.5	30 ' 00 "	92	13	23.9	Lift	3.5	30 ' 00 "	101	4	21.8	Lift	4.5	24 ' 00 "	101	7	21.8	Lift	5	24 ' 00 "	101	19	21.8	Lift	5	20 ' 00 "	93	7	23.7	546a	537a	200a	209a			
165A York Mills Stn – Canada's Wonderland	59.69							Lift	5.5	30 ' 00 "	143	22	25.0	Lift	6.5	24 ' 00 "	143	13	25.0	Lift	6	24 ' 00 "	132	12	27.1									831a	1001a	943p	1045p	
165D York Mills Stn – Major Mackenzie & Highway 400	54.31	Lift	4.5	30 ' 00 "	120	15	27.2																											531a	641a	801a	937a	
Combined/Average			8	15 ' 00 "					9	15 ' 00 "					11	12 ' 00 "					11	12 ' 00 "					5	20 ' 00 "										
Sunday	05-Sep-10	Sunday early morning					Sunday morning					Sunday afternoon					Sunday early evening					Sunday late evening																
165 York Mills Stn – Steeles	36.66	Lift	2.5	40 ' 00 "	94	6	23.4	Lift	2.5	40 ' 00 "	94	6	23.4	Lift	3	32 ' 00 "	94	2	23.4	Lift	3	30 ' 00 "	87	3	25.3	Lift	3	30 ' 00 "	87	3	25.3	817a	915a	102a	1246a			
165A York Mills Stn – Canada's Wonderland	59.69	Lift	3.5	40 ' 00 "	133	7	26.9	Lift	3.5	40 ' 00 "	133	7	26.9	Lift	5	32 ' 00 "	133	27	26.9																841a	956a	802p	827p
165D York Mills Stn – Major Mackenzie & Highway 400	54.31																																		-	818a	-	920a
Combined/Average			6	20 ' 00 "					6	20 ' 00 "					8	16 ' 00 "					3	30 ' 00 "					3	30 ' 00 "										
98 WILLOWDALE-SENLAC &	Wil																																					
Monday to Friday	24-Nov-08	Monday-Friday morning peak period					Monday-Friday midday					Monday-Friday afternoon peak period					Monday-Friday early evening					Monday-Friday late evening																
98 Steeles – Peckham via Sheppard-Yonge Stn	22.06	LF	2.5	30 ' 00 "	75	0	17.7	LF	2	30 ' 00 "	60	0	22.1	LF	2.5	30 ' 00 "	75	0	17.7	LF	2	30 ' 00 "	60	0	22.1	LF	2	30 ' 00 "	60	0	22.1	607a	534a	100a	100a			
98A Sheppard-Yonge Stn – Peckham via Senlac	10.90	LF	1.5	30 ' 00 "	39	6	16.8							LF	1.5	30 ' 00 "	39	6	16.8																540a	534a	911a	914a
Combined/Average			4	15 ' 00 "											4	15 ' 00 "																			302p	308p	700p	638p
Saturday	29-Nov-08	Saturday early morning					Saturday morning					Saturday afternoon					Saturday early evening					Monday-Friday late evening																
98 Steeles – Peckham via Sheppard-Yonge Stn	22.06	LF	2	30 ' 00 "	60	0	22.1	LF	2	30 ' 00 "	60	0	22.1	LF	2	30 ' 00 "	60	0	22.1	LF	2	30 ' 00 "	60	0	22.1	LF	2	30 ' 00 "	60	0	22.1	600a	600a	100a	100a			
Sunday	23-Nov-08	Sunday morning					Sunday afternoon					Sunday early evening					Sunday late evening																					
98 Steeles – Peckham via Sheppard-Yonge Stn	22.06							LF	2	30 ' 00 "	60	0	22.1	LF	2	30 ' 00 "	60	0	22.1	LF	2	30 ' 00 "	60	0	22.1	LF	2	30 ' 00 "	60	0	22.1	830a	830a	100a	100a			

Willowdale to Senlac is SB;
Senlac to Willowdale is NB



SERVICE SUMMARY

October 10 to November 20, 2010

Route	RT dist (km) and date of last change	No. of Veh	Service interval	Run time (min)	Term time (min)	Avg spd (km/h)	No. of Veh	Service interval	Run time (min)	Term time (min)	Avg spd (km/h)	No. of Veh	Service interval	Run time (min)	Term time (min)	Avg spd (km/h)	No. of Veh	Service interval	Run time (min)	Term time (min)	Avg spd (km/h)	No. of Veh	Service interval	Run time (min)	Term time (min)	Avg spd (km/h)	First dep NB or WB	First dep SB or EB	Last dep NB or WB	Last dep SB or EB					
319 WILSON &	Arw																																		
Overnight, 7 days a week	26-Nov-06		Monday-Friday overnight					Saturday overnight					Sunday overnight																						
319 York Mills Stn – Martin Grove & Steeles	40.76	LF	3	30' 00"	90	0	27.2	LF	3	30' 00"	90	0	27.2	LF	3	30' 00"	90	0	27.2																
91 WOODBINE &	Bir																																		
Monday to Friday	07-Sep-10		Monday-Friday morning peak period					Monday-Friday midday					Monday-Friday afternoon peak period					Monday-Friday early evening						Monday-Friday late evening											
91 Woodbine Stn – Lawrence	15.39	LF	3.5	18' 00"	54	9	17.1					LF	2.5	24' 00"	52	8	17.8										459a	519a	633p	700p					
91 Woodbine Stn – Lawrence	15.39												1 Tripper																						
91A Woodbine Stn – Parkview Hills	7.47	LF	1	30' 00"	28	2	16.0	LF	1	23' 00"	23	0	19.5	LF	1	30' 00"	28	2	16.0	LF	1	30' 00"	26	4	17.2	LF	1	20' 00"	20	0	22.4	638a	624a	1250a	100a
91C Woodbine Stn – York Mills	23.98							LF	3	23' 00"	69	0	20.9					LF	3	24' 00"	62	10	23.2	LF	2	30' 00"	58	2	24.8	946a	618a	105a	105a		
91F Woodbine Stn – York Mills via Railside	26.26	LF	4.5	18' 00"	78	3	20.2					LF	3.5	24' 00"	78	6	20.2										601a	257p	920a	636p					
Combined/Average			9	6' 55"				4	11' 30"				8	8' 34"				4	13' 20"				3	12' 00"											
91F operates WB on Railside during morning peak period, and operates EB via Railside during afternoon peak period.																																			
Saturday	29-Nov-08		Saturday early morning					Saturday morning					Saturday afternoon					Saturday early evening					Saturday late evening												
91A Woodbine Stn – Parkview Hills	7.47	LF	1	24' 00"	24	0	18.7	LF	1	24' 00"	24	0	18.7	LF	1	24' 00"	24	0	18.7	LF	1	20' 00"	20	0	22.4	LF	1	20' 00"	20	0	22.4	632a	620a	1258a	108a
91C Woodbine Stn – York Mills	23.98	LF	3	20' 00"	60	0	24.0	LF	3	20' 00"	60	0	24.0	LF	3	20' 00"	60	0	24.0	LF	3	20' 00"	58	2	24.8	LF	2	30' 00"	58	2	24.8	623a	613a	103a	103a
Combined/Average			4	12' 00"				4	10' 54"				4	12' 00"				4	10' 00"				3	12' 00"											
Sunday	23-Nov-08							Sunday morning					Sunday afternoon					Sunday early evening					Sunday late evening												
91A Woodbine Stn – Parkview Hills	7.47							LF	1	24' 00"	24	0	18.7	LF	1	24' 00"	24	0	18.7	LF	1	20' 00"	20	0	22.4	LF	1	20' 00"	20	0	22.4	920a	908a	1258a	108a
91C Woodbine Stn – York Mills	23.98							LF	3	20' 00"	60	0	24.0	LF	3	20' 00"	60	0	24.0	LF	3	20' 00"	58	2	24.8	LF	2	30' 00"	58	2	24.8	902a	852a	103a	102a
Combined/Average								4	12' 00"				4	12' 00"				4	12' 00"				3	12' 00"											
91C/F operates NB via Laurentide before noon, and operates NB via Valley Woods after noon																																			
92 WOODBINE SOUTH &	Bir																																		
Monday to Friday	07-Sep-10		Monday-Friday morning peak period					Monday-Friday midday					Monday-Friday afternoon peak period					Monday-Friday early evening					Monday-Friday late evening												
92 Woodbine Stn – Lake Shore	5.79	LF	3	9' 00"	27	0	12.9	LF	2	12' 00"	20	4	17.4	LF	3	9' 00"	27	0	12.9	LF	1	20' 00"	20	0	17.4	LF	1	20' 00"	20	0	17.4	534a	521a	110a	100a
Saturday	11-Sep-10		Saturday early morning					Saturday morning					Saturday afternoon					Saturday early evening					Saturday late evening												
92 Woodbine Stn – Lake Shore	5.79	LF	2	12' 00"	20	4	17.4	LF	3	8' 00"	20	4	17.4	LF	3	8' 00"	24	0	14.5	LF	1	20' 00"	20	0	17.4	LF	1	20' 00"	20	0	17.4	610a	555a	110a	100a
Sunday	05-Sep-10							Sunday morning					Sunday afternoon					Sunday early evening					Sunday late evening												
92 Woodbine Stn – Lake Shore	5.79							LF	3	8' 00"	20	4	17.4	LF	3	8' 00"	24	0	14.5	LF	1	20' 00"	20	0	17.4	LF	1	20' 00"	20	0	17.4	857a	845a	110a	100a



TORONTO TRANSIT COMMISSION

SERVICE SUMMARY

October 10 to November 20, 2010

Route	RT dist (km) and date of last change	Monday-Friday morning peak period					Monday-Friday midday					Monday-Friday afternoon peak period					Monday-Friday early evening					Monday-Friday late evening					First dep NB or WB	First dep SB or EB	Last dep NB or WB	Last dep SB or EB											
		Veh type	No. of Veh	Service interval	Run time (min)	Term time (min)	Avg spd (km/h)	Veh type	No. of Veh	Service interval	Run time (min)	Term time (min)	Avg spd (km/h)	Veh type	No. of Veh	Service interval	Run time (min)	Term time (min)	Avg spd (km/h)	Veh type	No. of Veh	Service interval	Run time (min)	Term time (min)	Avg spd (km/h)	Veh type					No. of Veh	Service interval	Run time (min)	Term time (min)	Avg spd (km/h)						
97 YONGE &	Wil																																								
Monday to Friday	07-Sep-10																																								
97 Davisville Stn – Steeles	23.94																																								
97A Davisville Stn – York Mills Stn via Yonge Blvd	12.92	LF	2	30' 00"	48	12	16.2					LF	2	30' 00"	48	12	16.2					LF	2.5	30' 00"	75	0	19.2	LF	2.5	30' 00"	75	0	19.2	700p	609p	1200a	1208a				
97B Queens Quay – Steeles	36.68	LF	5	30' 00"	150	0	14.7					LF	5	30' 00"	150	0	14.7					LF	1.5	30' 00"	40	5	19.4	LF	1.5	30' 00"	40	5	19.4	536a	606a	915a	851a				
97C St Clair Stn – Steeles	26.02							LF	3	30' 00"	90	0	17.3																												
97D St Clair Stn – York Mills Stn via Yonge Blvd	15.21							LF	2	30' 00"	60	0	15.2																												
Combined/Average			7	15' 00"					5	15' 00"				7	15' 00"								4	15' 00"																	
		97B operates via Yonge, Wellington, Bay, Queens Quay and Yonge					97B operates via Yonge, Queens Quay, Bay, Front and Yonge																																		
Saturday	11-Sep-10																																								
97 Davisville Stn – Steeles	23.94	LF	2.5	30' 00"	75	0	19.2	LF	3	30' 00"	80	10	18.0	LF	3	30' 00"	80	10	18.0	LF	3	30' 00"	80	10	18.0	LF	2.5	30' 00"	75	0	19.2	LF	2.5	30' 00"	75	0	19.2	545a	623a	1245a	1253a
97A Davisville Stn – York Mills Stn via Yonge Blvd	12.92	LF	1.5	30' 00"	41	4	18.9	LF	2	30' 00"	46	14	16.9	LF	2	30' 00"	46	14	16.9	LF	2	30' 00"	46	14	16.9	LF	1.5	30' 00"	40	5	19.4	LF	1.5	30' 00"	40	5	19.4	600a	555a	106a	121a
Combined/Average			4	15' 00"					5	15' 00"					5	15' 00"							5	15' 00"																	
Sunday	05-Sep-10																																								
97 Davisville Stn – Steeles	23.94							LF	3	30' 00"	80	10	18.0	LF	3	30' 00"	80	10	18.0	LF	2.5	30' 00"	75	0	19.2	LF	2.5	30' 00"	75	0	19.2	LF	2.5	30' 00"	75	0	19.2	900a	850a	1200a	1208a
97A Davisville Stn – York Mills Stn via Yonge Blvd	12.92							LF	2	30' 00"	46	14	16.9	LF	2	30' 00"	46	14	16.9	LF	1.5	30' 00"	36	9	21.5	LF	1.5	30' 00"	40	5	19.4	LF	1.5	30' 00"	40	5	19.4	915a	922a	1215a	1245a
Combined/Average									5	15' 00"					5	15' 00"							4	15' 00"																	
Overnight service provided by 320 YONGE																																									
1 YONGE-UNIVERSITY-SPADINA SUBWAY &	WilSub/Egl/MtD/Wil	Temporary late evening closure for tunnel liner replacement, Sunday to Friday. Trains replaced by buses north of Eglinton Station after approximately 12:30 a.m.																																							
Monday to Friday	07-Sep-10																																								
1 Finch Stn – Downsview Stn	60.45	6carHT	25	4' 42"	118	0	30.9	6carHT	29	4' 04"	118	0	30.7	6carHT	47	2' 31"	118	0	30.7	6carHT	27	4' 15"	115	0	31.6	6carHT	23	4' 52"	112	0	32.4										
1 Finch Stn – St Clair West Stn	45.06	6carHT	19	4' 42"	89	0	30.3																																		
Gap Trains		6carHT	3	Gap Trains										1	Gap Train																										
1 Eglinton Stn – Downsview Stn	43.46																																								
1 Eglinton Stn – Finch Stn replacement bus	22.49																																								
Combined/Average			47	2' 21"					29	4' 04"					48	2' 31"							27	4' 15"																	
Saturday	06-Sep-08																																								
1 Finch Stn – Downsview Stn	60.45	6carHT	23	4' 52"	112	0	32.4	6carHT	28	4' 03"	113	0	32.0	6carHT	28	4' 03"	113	0	32.0	6carHT	23	4' 52"	112	0	32.4	6carHT	23	4' 52"	112	0	32.4	6carHT	23	4' 52"	112	0	32.4	600a	557a	118a	116a
Sunday	15-Feb-09																																								
1 Finch Stn – Downsview Stn	60.45							6carHT	23	4' 52"	112	0	32.4	6carHT	23	4' 52"	112	0	32.4	6carHT	23	4' 52"	112	0	32.4	6carHT	23	4' 52"	112	0	32.4	6carHT	23	4' 52"	112	0	32.4	900a	857a	1141p	1215a
1 Eglinton Stn – Downsview Stn	43.46																																								
1 Eglinton Stn – Finch Stn replacement bus	22.49																																								
Combined/Average																																									
320 YONGE &	Egl/MtD/Wil																																								
Overnight, 7 days a week	05-Sep-10																																								
320 Queens Quay – Steeles	36.19	LF	6	15' 00"	90	0	24.1	LF	6	15' 00"	90	0	24.1	LF	6	15' 00"	90	0	24.1																						
		Additional service operates 130a to 300a and 500a to 600a					Additional service operates 130a to 300a and 500a to 600a					Additional service operates 130a to 300a and 600a to 900a																													



TORONTO TRANSIT COMMISSION

SERVICE SUMMARY

October 10 to November 20, 2010

Route	RT dist (km) and date of last change	Monday-Friday morning peak period					Monday-Friday midday					Monday-Friday afternoon peak period					Monday-Friday early evening					Monday-Friday late evening					First dep NB or WB	First dep SB or EB	Last dep NB or WB	Last dep SB or EB						
		Veh type	No. of Veh	Service interval	Run time (min)	Term time (min)	Avg spd (km/h)	Veh type	No. of Veh	Service interval	Run time (min)	Term time (min)	Avg spd (km/h)	Veh type	No. of Veh	Service interval	Run time (min)	Term time (min)	Avg spd (km/h)	Veh type	No. of Veh	Service interval	Run time (min)	Term time (min)	Avg spd (km/h)	Veh type					No. of Veh	Service interval	Run time (min)	Term time (min)	Avg spd (km/h)	
95 YORK MILLS &	Mal/Wil																																			
Monday to Friday	07-Sep-10																																			
95 York Mills Stn – Kingston Rd	42.82	LF	17	8 ' 00 "	135	1	19.0	LF	8	15 ' 00 "	116	4	22.2	LF	11	12 ' 00 "	130	2	19.8	LF	7.5	15 ' 00 "	110	3	23.4	LF	7	14 ' 00 "	96	2	26.8	505a	550a	152a	151a	
95A York Mills Stn – Victoria Pk	15.96	LF	8	8 ' 00 "	60	4	16.0						LF	6	12 ' 00 "	62	10	15.4																		
95B York Mills Stn – U of T Scarborough	37.64							LF	7	15 ' 00 "	102	3	22.1							LF	6.5	15 ' 00 "	90	8	25.1											
95E York Mills Stn – U of T Scarborough Express	37.64	LF	14	8 ' 00 "	108	4	20.9						LF	10	12 ' 00 "	114	6	19.8																		
Combined/Average			39	2 ' 40 "					15	7 ' 30 "				27	4 ' 00 "					14	7 ' 30 "					7	14 ' 00 "									
Saturday	11-Sep-10																																			
95 York Mills Stn – Kingston Rd	42.82	LF	12	9 ' 00 "	108	0	23.8	LF	12	9 ' 00 "	108	0	23.8	LF	15	7 ' 20 "	108	2	23.8	LF	8	12 ' 30 "	100	0	25.7	LF	6	15 ' 00 "	90	0	28.5	609a	600a	130a	1245a	
Sunday	05-Sep-10																																			
95 York Mills Stn – Kingston Rd	42.82	LF	10	11 ' 00 "	105	5	24.5	LF	10	11 ' 00 "	105	5	24.5	LF	11	10 ' 00 "	105	5	24.5	LF	6	17 ' 30 "	101	4	25.4	LF	5	18 ' 00 "	90	0	28.5	736a	830a	122a	1250a	
321 YORK MILLS &	Mal																																			
Overnight, 7 days a week	02-Aug-09																																			
321 York Mills Stn – Finch via Neilson	48.28	LF	3	30 ' 00 "	90	0	32.2	LF	3	30 ' 00 "	90	0	32.2	LF	3	30 ' 00 "	90	0	32.2																	
106 YORK UNIVERSITY &	Wil																																			
Monday to Friday	07-Sep-10																																			
106 Downsview Stn – York University	18.07	LF	7	8 ' 15 "	57	1	18.9	LF	5	12 ' 00 "	53	7	20.5	LF	6	9 ' 30 "	57	0	19.0	LF	3	18 ' 00 "	53	1	20.5	LF	3	18 ' 00 "	50	4	21.7	601a	545a	245a	215a	
Saturday	11-Sep-10																																			
106 Downsview Stn – York University	18.07	LF	4	15 ' 00 "	51	9	21.3	LF	4	15 ' 00 "	51	9	21.3	LF	5	12 ' 00 "	53	7	20.5	LF	3	15 ' 00 "	45	0	24.1	LF	3	15 ' 00 "	45	0	24.1	600a	600a	215a	215a	
Sunday	10-Oct-10																																			
106 Downsview Stn – York University	18.07							LF	4	15 ' 00 "	50	10	21.7	LF	5	12 ' 00 "	50	10	21.7	LF	3	15 ' 00 "	45	0	24.1	LF	3	15 ' 00 "	45	0	24.1	915a	845a	115a	1245a	
196 YORK UNIVERSITY ROCKET	Wil																																			
Monday to Friday	07-Sep-10																																			
196A Downsview Stn – York University Express	13.32							HF	16	2 ' 00 "	30	2	26.6							HF	9	3 ' 30 "	32	0	25.4	HF	3	10 ' 00 "	30	0	26.6	1031a	1023a	315p	304p	
196A Downsview Stn – York University Express via Sentinel	13.97	HF	18	2 ' 00 "	34	2	24.7						HF	15	2 ' 20 "	34	1	24.7																		
196B Sheppard-Yonge Stn – York University Express via Downsview Stn	22.84							HF	3	8 ' 00 "	52	4	26.4							HF	2	10 ' 30 "	53	0	25.9											
196B Sheppard-Yonge Stn – York University, Express via Downsview Stn and Sentinel	23.49	HF	4	6 ' 00 "	56	4	25.2						HF	3	7 ' 00 "	54	2	26.1																		
Combined/Average			22	2 ' 00 "					19	2 ' 00 "				18	2 ' 20 "					11	3 ' 30 "					3	10 ' 00 "									
			Every 3rd 196A operates as a 196B Operates SB via Sentinel						Every 4th 196A operates as a 196B						Every 3rd 196A operates as a 196B Operates NB via Sentinel						Every 3rd 196A operates as a 196B															
Saturday	11-Sep-10																																			
196A Downsview Stn – York University Express	13.32	LF	2	15 ' 00 "	30	0	26.6	LF	2	15 ' 00 "	30	0	26.6	LF	3	12 ' 00 "	32	4	25.0	LF	2	15 ' 00 "	30	0	26.6	LF	2	15 ' 00 "	30	0	26.6	700a	700a	215a	230a	
Sunday	22-Nov-09																																			
196A Downsview Stn – York University Express	13.32							LF	2	15 ' 00 "	30	0	26.6	LF	2	15 ' 00 "	30	0	26.6	LF	2	15 ' 00 "	30	0	26.6	LF	2	15 ' 00 "	30	0	26.6	900a	845a	100a	115a	



SERVICE SUMMARY

TORONTO TRANSIT COMMISSION

October 10 to November 20, 2010

Summary of vehicles and trains in service

	MONDAY-FRIDAY						SATURDAY						SUNDAY					
	Morning	Midday	After-noon	Early Evening	Late Evening	Over-night	Early Morning	Morning	After-noon	Early Evening	Late Evening	Over-night	Early Morning	Morning	After-noon	Early Evening	Late Evening	Over-night
BUSES																		
Arrow Road Garage																		
12m lift-equipped buses	51	37	52	28	17	0	17	24	25	23	14	0	12	19	19	16	10	0
12m low-floor buses	172	109	166	87	58	9	63	99	101	86	49	9	43	78	81	66	43	9
Total, Arrow Road Garage	223	146	218	115	75	9	80	123	126	109	63	9	55	97	100	82	53	9
Birchmount Garage																		
12m low-floor buses	166	95	150	87	56	6	68	83	84	62	49	6	53	78	81	53	46	4
Total, Birchmount Garage	166	95	150	87	56	6	68	83	84	62	49	6	53	78	81	53	46	4
Eglinton Garage																		
12m non-accessible buses	0	3	3	0	0	0	0	0	0	0	0	0	0	0	0	0	0	0
12m low-floor buses	247	125	215	121	72	6	77	120	121	88	54	8	68	101	101	72	57	7
Total, Eglinton Garage	247	128	218	121	72	6	77	120	121	88	54	8	68	101	101	72	57	7
Malvern Garage																		
12m lift-equipped buses	100	47	93	41	27	1	19	41	41	27	12	1	25	35	35	20	15	1
12m low-floor buses	134	81	127	80	49	4	61	84	84	61	38	4	39	62	63	42	32	4
Total, Malvern Garage	234	128	220	121	76	5	80	125	125	88	50	5	64	97	98	62	47	5
Mount Dennis Garage																		
12m non-accessible buses	44	22	35	19	13	2	0	0	0	0	0	0	0	0	0	0	0	0
12m low-floor buses	198	116	182	100	67	4	97	148	148	100	68	5	77	115	115	84	64	5
Total, Mount Dennis	242	138	217	119	80	6	97	148	148	100	68	5	77	115	115	84	64	5
Queensway Garage																		
12m non-accessible buses	8	6	9	5	4	0	5	9	9	8	6	2	5	9	9	6	6	2
12m low-floor buses	120	73	120	58	43	3	46	61	67	50	38	3	34	50	53	45	38	3
Total, Queensway Garage	128	79	129	63	47	3	51	70	76	58	44	5	39	59	62	51	44	5
Wilson Garage																		
12m non-accessible buses	23	19	24	12	5	0	4	9	9	5	3	0	4	8	8	4	3	0
12m lift-equipped buses	43	27	41	24	17	0	22	33	36	23	11	0	9	28	28	11	7	0
12m low-floor buses	162	92	148	77	56	5	69	81	81	64	55	4	62	75	75	60	52	7
Total, Wilson Garage	228	138	213	113	78	5	95	123	126	92	69	4	75	111	111	75	62	7
Total, BUSES																		
12m non-accessible buses	75	50	71	36	22	2	9	18	18	13	9	2	9	17	17	10	9	2
12m lift-equipped buses	194	111	186	93	61	1	58	98	102	73	37	1	46	82	82	47	32	1
12m low-floor buses	1199	691	1108	610	401	37	481	676	686	511	351	39	376	559	569	422	332	39
Total, all buses	1468	852	1365	739	484	40	548	792	806	597	397	42	431	658	668	479	373	42

Notes:

SERVICE OUTSIDE TORONTO

Service is operated outside Toronto on the following routes:

160 BATHURST NORTH, 17 BIRCHMOUNT, 105 DUFFERIN NORTH, 32 EGLINTON WEST, 37 ISLINGTON, 35 JANE, 107 KEELE NORTH, 58 MALTON, 102 MARKHAM RD, 129 MCCOWAN NORTH, 24 VICTORIA PARK, 224 VICTORIA PARK NORTH, 68 WARDEN and 165 WESTON RD NORTH.

Bus numbers include buses required for City and/or TTC construction.

	MONDAY-FRIDAY						SATURDAY						SUNDAY					
	Morning	Midday	After-noon	Early Evening	Late Evening	Over-night	Early Morning	Morning	After-noon	Early Evening	Late Evening	Over-night	Early Morning	Morning	After-noon	Early Evening	Late Evening	Over-night
STREETCARS																		
Roncesvalles Carhouse																		
CLRVs	80	57	78	50	31	2	37	55	55	38	28	2	29	44	44	30	24	2
ALRVs	25	18	20	18	13	2	8	17	17	13	8	1	6	11	11	8	6	1
Total, Roncesvalles	105	75	98	68	44	4	45	72	72	51	36	3	35	55	55	38	30	3
Russell Carhouse																		
CLRVs	77	60	75	47	23	1	28	51	51	37	22	1	22	44	44	31	21	1
ALRVs	13	11	11	10	7	1	8	14	14	11	6	1	5	12	12	7	6	1
Total, Russell Carhouse	90	71	86	57	30	2	36	65	65	48	28	2	27	56	56	38	27	2
Total, STREETCARS																		
CLRVs	157	117	153	97	54	3	65	106	106	75	50	3	51	88	88	61	45	3
ALRVs	38	29	31	28	20	3	16	31	31	24	14	2	11	23	23	15	12	2
Total, all streetcars	195	146	184	125	74	6	81	137	137	99	64	5	62	111	111	76	57	5
SUBWAY																		
Wilson Carhouse																		
4-car subway trains	4	4	4	4	4	0	4	4	4	4	4	0	0	4	4	4	4	0
6-car subway trains	47	29	48	27	23	0	23	28	28	23	23	0	0	23	23	23	23	0
Greenwood Carhouse																		
6-car subway trains	43	24	40	24	20	0	20	20	21	20	20	0	0	20	20	20	20	0
Total, SUBWAY TRAINS																		
4-car subway trains	4	4	4	4	4	0	4	4	4	4	4	0	0	4	4	4	4	0
6-car subway trains	90	53	88	51	43	0	43	48	49	43	43	0	0	43	43	43	43	0
Total, all subway trains	94	57	92	55	47	0	47	52	53	47	47	0	0	47	47	47	47	0
McCowan Carhouse																		
4-car RT trains	6	4	6	4	4	0	4	4	4	4	4	0	0	4	4	4	4	0

ARTICULATED STREETCARS (ALRVs)

Monday to Friday ALRVs are used on 501 QUEEN, some morning peak-period runs on 504 KING

On Saturdays ALRVs are used on 501 QUEEN

On Sundays ALRVs are used on 501 QUEEN and, from May to August, on 511 BATHURST.

Alphabetical list of routes, with route direction and operating division

BUSES

192 Airport Rocket	NS	Qsy
117 Alness	NS	Wil
99 Arrow Rd	NS	Arw
5 Avenue Rd	NS	MtD
61 Avenue Rd North	NS	Wil
7 Bathurst	NS	Wil
160 Bathurst North	NS	Wil
310 Bathurst	NS	Wil
6 Bay	NS	MtD
11 Bayview	NS	Wil
9 Bellamy	NS	Bir
17 Birchmount	NS	Egl
49 Bloor West	EW	Qsy
300 Bloor-Danforth	EW	B/E/MtD/Q
21 Brimley	NS	Mal
8 Broadview	NS	Bir
50 Burnhamthorpe	EW	Qsy
120 Calvington	EW	Arw
126 Christie	NS	MtD
20 Cliffside	EW	Bir
87 Cosburn	EW	Bir
22 Coxwell	NS	Bir
322 Coxwell	NS	Bir
42 Cummer	EW	Wil
113 Danforth	EW	Bir
302 Danforth Rd-McCowan	NS	Bir
127 Davenport	EW	MtD
28 Davisville	EW	Wil
23 Dawes	NS	Bir
25 Don Mills	NS	Egl
303 Don Mills	NS	Egl
108 Downsview	EW	Arw
142 Downtown/Avenue Rd Express	NS	Wil
143 Downtown/Beach Express	EW	Bir
144 Downtown/Don Valley Express	NS	Egl
145 Downtown/Humber Bay Express	NS	Qsy
141 Downtown/Mt Pleasant Express	NS	MtD
125 Drewry	EW	Wil
29 Dufferin	NS	Wil
329 Dufferin	NS	MtD/Wil
105 Dufferin North	NS	Wil
26 Dupont	EW	MtD
111 East Mall	NS	Qsy
404 East York Community Bus	EW	W-T
34 Eglinton East	EW	Egl
305 Eglinton East	EW	Egl
32 Eglinton West	EW	MtD
307 Eglinton West	EW	MtD
405 Etobicoke Community Bus	EW	W-T
15 Evans	EW	Qsy
193 Exhibition Rocket	NS	Wil
104 Faywood	NS	Wil

39 Finch East	EW	Mal
308 Finch East	EW	Arw/Mal
36 Finch West	EW	Arw
309 Finch West	EW	Arw/Mal
139 Finch-Don Mills	EW	Mal
199 Finch Rocket	EW	Mal
100 Flemingdon Park	NS	Egl
33 Forest Hill	NS	Wil
135 Gerrard	EW	Bir
14 Glencairn	EW	Wil
122 Graydon Hall	EW	Wil
31 Greenwood	NS	Bir
38 Highland Creek	EW	Mal
191 Highway 27 Rocket	NS	Arw
169 Huntingwood	EW	Egl
37 Islington	NS	Arw
311 Islington	NS	Arw
110 Islington South	NS	Qsy
35 Jane	NS	Arw
313 Jane	NS	Arw
83 Jones	NS	Bir
40 Junction	EW	MtD
41 Keele	NS	MtD
107 Keele North	NS	Wil
43 Kennedy	NS	Egl
12 Kingston Rd	EW	Bir
45 Kipling	NS	Qsy
44 Kipling South	NS	Qsy
30 Lambton	EW	Qsy
47 Lansdowne	NS	MtD
54 Lawrence East	EW	Egl
354 Lawrence East	EW	Egl
400 Lawrence Manor Community Bus	EW	W-T
52 Lawrence West	EW	MtD
352 Lawrence West	EW	MtD
162 Lawrence-Donway	EW	Wil
56 Leaside	NS	Wil
51 Leslie	NS	Wil
64 Main	NS	Bir
58 Malton	EW	MtD
59 Maple Leaf	EW	MtD
102 Markham Rd	NS	Bir
46 Martin Grove	NS	Arw
16 McCowan	NS	Bir
129 McCowan North	NS	Mal
130 Middlefield	NS	Mal
57 Midland	NS	Bir
132 Milner	EW	Mal
116 Morningside	EW	Egl
62 Mortimer	EW	Bir
171 Mt Dennis	NS	MtD
74 Mt Pleasant	NS	Wil

103 Mt Pleasant North	NS	Wil
133 Neilson	NS	Mal
131 Nugget	EW	Mal
70 O'Connor	EW	Egl
63 Ossington	NS	MtD
316 Ossington	NS	MtD/Wil
72 Pape	NS	Bir
101 Parc Downsview Park	EW	Arw
402 Parkdale Community Bus	NS	W-T
65 Parliament	NS	Bir
67 Pharmacy	NS	Egl
167 Pharmacy North	NS	Bir
66 Prince Edward	NS	Qsy
134 Progress	NS	Mal
80 Queensway	EW	Qsy
109 Ranee	NS	Wil
48 Rathburn	EW	Qsy
161 Rogers Rd	EW	MtD
82 Rosedale	EW	Wil
73 Royal York	NS	Qsy
76 Royal York South	NS	Qsy
71 Runnymede	NS	MtD
86 Scarborough	EW	Egl
190 Scarborough Centre Rocket	EW	Mal
79 Scarlett Rd	NS	MtD
85 Sheppard East	EW	Mal
385 Sheppard East	EW	Mal
84 Sheppard West	EW	Arw
75 Sherbourne	NS	Wil
123 Shorncliffe	NS	Qsy
115 Silver Hills	EW	Wil
403 South Don Mills Community Bus	NS	W-T
88 South Leaside	EW	Wil
78 St Andrews	EW	Wil
312 St Clair	EW	Arw
53 Steeles East	EW	Mal
353 Steeles East	EW	Mal
60 Steeles West	EW	Arw
124 Sunnybrook	EW	Wil
77 Swansea	NS	MtD
168 Symington	NS	MtD
81 Thorncliffe Park	NS	Bir
10 Van Horne	EW	Wil
90 Vaughan	NS	MtD
24 Victoria Park	NS	Bir
324 Victoria Park	NS	Bir
224 Victoria Park North	NS	Egl
68 Warden	NS	Egl
69 Warden South	NS	Bir
55 Warren Park	NS	MtD
94 Wellesley	EW	MtD
112 West Mall	NS	Qsy
89 Weston	NS	MtD

165 Weston Rd North	EW	Arw
98 Willowdale-Senlac	EW	Wil
96 Wilson	EW	Arw
319 Wilson	EW	Arw
91 Woodbine	NS	Bir
92 Woodbine South	NS	Bir
97 Yonge	NS	Wil
320 Yonge	NS	Egl/Wil/MtD
95 York Mills	EW	Mal/Wil
321 York Mills	EW	Mal
106 York University	NS	Wil
196 York University Rocket	NS	Wil

STREETCARS

511 Bathurst	NS	Ron
506 Carlton	EW	Ron/Rus
306 Carlton	EW	Ron/Rus
502 Downtowner	EW	Rus
505 Dundas	EW	Ron/Rus
509 Harbourfront	EW	Ron
504 King	EW	Ron/Rus
503 Kingston Rd	EW	Rus
508 Lake Shore	EW	Ron
501 Queen	EW	Ron/Rus
301 Queen	EW	Ron/Rus
510 Spadina	NS	Rus
512 St Clair	EW	Ron

RAPID TRANSIT

1 Yonge-University-Spadina Subway	NS	WilSub
2 Bloor-Danforth Subway	EW	DanSub
3 Scarborough RT	NS	DanSub
4 Sheppard Subway	EW	WilSub

- ⌘ — Transit-priority traffic signals on route
- ♿ — Accessible service using lift-equipped buses
- ♿ — Accessible service using low-floor buses
- 🚲 — Bike rack service
- ⚠ — Seasonal, special-event, or temporary construction service

160 of 169 bus routes are accessible
 155 of 169 bus routes are bike rack equipped

Numerical list of routes, with route direction and operating division

BUSES

5 Avenue Rd	NS	MtD
6 Bay	NS	MtD
7 Bathurst	NS	Wil
8 Broadview	NS	Bir
9 Bellamy	NS	Bir
10 Van Horne	EW	Wil
11 Bayview	NS	Wil
12 Kingston Rd	EW	Bir
14 Glencairn	EW	Wil
15 Evans	EW	Qsy
16 McCowan	NS	Bir
17 Birchmount	NS	Egl
20 Cliffside	EW	Bir
21 Brimley	NS	Mal
22 Coxwell	NS	Bir
23 Dawes	NS	Bir
24 Victoria Park	NS	Bir
25 Don Mills	NS	Egl
26 Dupont	EW	MtD
28 Davisville	EW	Wil
29 Dufferin	NS	Wil
30 Lambton	EW	Qsy
31 Greenwood	NS	Bir
32 Eglinton West	EW	MtD
33 Forest Hill	NS	Wil
34 Eglinton East	EW	Egl
35 Jane	NS	Arw
36 Finch West	EW	Arw
37 Islington	NS	Arw
38 Highland Creek	EW	Mal
39 Finch East	EW	Mal
40 Junction	EW	MtD
41 Keele	NS	MtD
42 Cummer	EW	Wil
43 Kennedy	NS	Egl
44 Kipling South	NS	Qsy
45 Kipling	NS	Qsy
46 Martin Grove	NS	Arw
47 Lansdowne	NS	MtD
48 Rathburn	EW	Qsy
49 Bloor West	EW	Qsy
50 Burnhamthorpe	EW	Qsy
51 Leslie	NS	Wil
52 Lawrence West	EW	MtD
53 Steeles East	EW	Mal
54 Lawrence East	EW	Egl
55 Warren Park	NS	MtD
56 Leaside	NS	Wil
57 Midland	NS	Bir
58 Malton	EW	MtD

59 Maple Leaf	EW	MtD
60 Steeles West	EW	Arw
61 Avenue Rd North	NS	Wil
62 Mortimer	EW	Bir
63 Ossington	NS	MtD
64 Main	NS	Bir
65 Parliament	NS	Bir
66 Prince Edward	NS	Qsy
67 Pharmacy	NS	Egl
68 Warden	NS	Egl
69 Warden South	NS	Bir
70 O'Connor	EW	Egl
71 Runnymede	NS	MtD
72 Pape	NS	Bir
73 Royal York	NS	Qsy
74 Mt Pleasant	NS	Wil
75 Sherbourne	NS	Wil
76 Royal York South	NS	Qsy
77 Swansea	NS	MtD
78 St Andrews	EW	Wil
79 Scarlett Rd	NS	MtD
80 Queensway	EW	Qsy
81 Thorncliffe Park	NS	Bir
82 Rosedale	EW	Wil
83 Jones	NS	Bir
84 Sheppard West	EW	Arw
85 Sheppard East	EW	Mal
86 Scarborough	EW	Egl
87 Cosburn	EW	Bir
88 South Leaside	EW	Wil
89 Weston	NS	MtD
90 Vaughan	NS	MtD
91 Woodbine	NS	Bir
92 Woodbine South	NS	Bir
94 Wellesley	EW	MtD
95 York Mills	EW	Mal/Wil
96 Wilson	EW	Arw
97 Yonge	NS	Wil
98 Willowdale-Senlac	EW	Wil
99 Arrow Rd	NS	Arw
100 Flemingdon Park	NS	Egl
101 Parc Downsview Park	EW	Arw
102 Markham Rd	NS	Bir
103 Mt Pleasant North	NS	Wil
104 Faywood	NS	Wil
105 Dufferin North	NS	Wil
106 York University	NS	Wil
107 Keele North	NS	Wil
108 Downsview	EW	Arw
109 Ranees	NS	Wil
110 Islington South	NS	Qsy

111 East Mall	NS	Qsy
112 West Mall	NS	Qsy
113 Danforth	EW	Bir
115 Silver Hills	EW	Wil
116 Morningside	EW	Egl
117 Alness	NS	Wil
120 Calvington	EW	Arw
122 Graydon Hall	EW	Wil
123 Shorncliffe	NS	Qsy
124 Sunnybrook	EW	Wil
125 Drewry	EW	Wil
126 Christie	NS	MtD
127 Davenport	EW	MtD
129 McCowan North	NS	Mal
130 Middlefield	NS	Mal
131 Nugget	EW	Mal
132 Milner	EW	Mal
133 Neilson	NS	Mal
134 Progress	NS	Mal
135 Gerrard	EW	Bir
139 Finch-Don Mills	EW	Mal
141 Downtown/Mt Pleasant Express	NS	MtD
142 Downtown/Avenue Rd Express	NS	Wil
143 Downtown/Beach Express	EW	Bir
144 Downtown/Don Valley Express	NS	Egl
145 Downtown/Humber Bay Express	NS	Qsy
160 Bathurst North	NS	Wil
161 Rogers Rd	EW	MtD
162 Lawrence-Donway	EW	Wil
165 Weston Rd North	EW	Arw
167 Pharmacy North	NS	Bir
168 Symington	NS	MtD
169 Huntingwood	EW	Egl
171 Mt Dennis	NS	MtD
190 Scarborough Centre Rocket	EW	Mal
191 Highway 27 Rocket	NS	Arw
192 Airport Rocket	NS	Qsy
193 Exhibition Rocket	NS	Wil
196 York University Rocket	NS	Wil
199 Finch Rocket	EW	Mal
224 Victoria Park North	NS	Egl
300 Bloor-Danforth	EW	B/E/MtD/Q
302 Danforth Rd-McCowan	NS	Bir
303 Don Mills	NS	Egl
305 Eglinton East	EW	Egl
307 Eglinton West	EW	MtD
308 Finch East	EW	Arw/Mal
309 Finch West	EW	Arw/Mal
310 Bathurst	NS	Wil
311 Islington	NS	Arw
312 St Clair	EW	Arw

313 Jane	NS	Arw
316 Ossington	NS	MtD/Wil
319 Wilson	EW	Arw
320 Yonge	NS	Egl/Wil/MtD
321 York Mills	EW	Mal
322 Coxwell	NS	Bir
324 Victoria Park	NS	Bir
329 Dufferin	NS	MtD/Wil
352 Lawrence West	EW	MtD
353 Steeles East	EW	Mal
354 Lawrence East	EW	Egl
385 Sheppard East	EW	Mal
400 Lawrence Manor Community Bus	EW	W-T
402 Parkdale Community Bus	NS	W-T
403 South Don Mills Community Bus	NS	W-T
404 East York Community Bus	EW	W-T
405 Etobicoke Community Bus	EW	W-T

STREETCARS

301 Queen	EW	Ron/Rus
306 Carlton	EW	Ron/Rus
501 Queen	EW	Ron/Rus
502 Downtowner	EW	Rus
503 Kingston Rd	EW	Rus
504 King	EW	Ron/Rus
505 Dundas	EW	Ron/Rus
506 Carlton	EW	Ron/Rus
508 Lake Shore	EW	Ron
509 Harbourfront	EW	Ron
510 Spadina	NS	Rus
511 Bathurst	NS	Ron
512 St Clair	EW	Ron

RAPID TRANSIT

1 Yonge-University-Spadina Subway	NS	WilSub
2 Bloor-Danforth Subway	EW	DanSub
3 Scarborough RT	NS	DanSub
4 Sheppard Subway	EW	WilSub

- ☞ — Transit-priority traffic signals on route
- ♿ — Accessible service using lift-equipped buses
- ♿ — Accessible service using low-floor buses
- 🚲 — Bike rack service
- 🚧 — Seasonal, special-event, or temporary construction service

160 of 169 bus routes are accessible
 155 of 169 bus routes are bike rack equipped

List of routes by operating division, October 2010

ARROW ROAD DIVISION

99 Arrow Rd ດ ັ ັ	NS	Arw
120 Calvington ດ ັ ັ	EW	Arw
108 Downsview ດ ັ ັ	EW	Arw
36 Finch West ດ ັ ັ	EW	Arw
308 Finch East ດ ັ ັ	EW	Arw/Mal
309 Finch West ດ ັ ັ	EW	Arw/Mal
191 Highway 27 Rocket ດ ັ ັ	NS	Arw
37 Islington ດ ັ ັ	NS	Arw
311 Islington ດ ັ ັ	NS	Arw
35 Jane ດ ັ ັ	NS	Arw
313 Jane ດ ັ ັ	NS	Arw
46 Martin Grove ດ ັ ັ	NS	Arw
101 Parc Downsview Park ດ ັ ັ	EW	Arw
84 Sheppard West ດ ັ ັ	EW	Arw
312 St Clair ດ ັ ັ	EW	Arw
60 Steeles West ດ ັ ັ	EW	Arw
165 Weston Rd North ດ ັ ັ	EW	Arw
96 Wilson ດ ັ ັ	EW	Arw
319 Wilson ດ ັ ັ	EW	Arw

BIRCHMOUNT DIVISION

9 Bellamy ດ ັ ັ	NS	Bir
300 Bloor-Danforth ດ ັ ັ	EW	B/E/MtD/Q
8 Broadview ດ ັ ັ	NS	Bir
20 Cliffside ດ ັ ັ	EW	Bir
87 Cosburn ດ ັ ັ	EW	Bir
22 Coxwell ດ ັ ັ	NS	Bir
322 Coxwell ດ ັ ັ	NS	Bir
113 Danforth ດ ັ ັ	EW	Bir
302 Danforth Rd-McCowan ດ ັ ັ	NS	Bir
23 Dawes ດ ັ ັ	NS	Bir
143 Downtown/Beach Express ດ ັ ັ	EW	Bir
135 Gerrard ດ ັ ັ	EW	Bir
31 Greenwood ດ ັ ັ	NS	Bir
83 Jones ດ ັ ັ	NS	Bir
12 Kingston Rd ດ ັ ັ	EW	Bir
64 Main ດ ັ ັ	NS	Bir
102 Markham Rd ດ ັ ັ	NS	Bir
16 McCowan ດ ັ ັ	NS	Bir
57 Midland ດ ັ ັ	NS	Bir
62 Mortimer ດ ັ ັ	EW	Bir
72 Pape ດ ັ ັ	NS	Bir
65 Parliament ດ ັ ັ	NS	Bir
167 Pharmacy North ດ ັ ັ	NS	Bir
81 Thorncliffe Park ດ ັ ັ	NS	Bir
24 Victoria Park ດ ັ ັ	NS	Bir
324 Victoria Park ດ ັ ັ	NS	Bir
69 Warden South ດ ັ ັ	NS	Bir
91 Woodbine ດ ັ ັ	NS	Bir
92 Woodbine South ດ ັ ັ	NS	Bir

DANFORTH DIVISION

2 Bloor-Danforth Subway	EW	DanSub
3 Scarborough RT	NS	DanSub

EGLINTON DIVISION

17 Birchmount ດ ັ ັ	NS	Egl
300 Bloor-Danforth ດ ັ ັ	EW	B/E/MtD/Q
25 Don Mills ດ ັ ັ	NS	Egl
303 Don Mills ດ ັ ັ	NS	Egl
144 Downtown/Don Valley Express ດ ັ ັ	NS	Egl
34 Eglinton East ດ ັ ັ	EW	Egl
305 Eglinton East ດ ັ ັ	EW	Egl
100 Flemingdon Park ດ ັ ັ	NS	Egl
169 Huntingwood ດ ັ ັ	EW	Egl
43 Kennedy ດ ັ ັ	NS	Egl
54 Lawrence East ດ ັ ັ	EW	Egl
354 Lawrence East ດ ັ ັ	EW	Egl
116 Morningside ດ ັ ັ	EW	Egl
70 O'Connor ດ ັ ັ	EW	Egl
67 Pharmacy ດ ັ ັ	NS	Egl
86 Scarborough ດ ັ ັ	EW	Egl
224 Victoria Park North ດ ັ ັ	NS	Egl
68 Warden ດ ັ ັ	NS	Egl
320 Yonge ດ ັ ັ	NS	Egl/Wil/MtD

MALVERN DIVISION

21 Brimley ດ ັ ັ	NS	Mal
39 Finch East ດ ັ ັ	EW	Mal
308 Finch East ດ ັ ັ	EW	Arw/Mal
309 Finch West ດ ັ ັ	EW	Arw/Mal
139 Finch-Don Mills ດ ັ ັ	EW	Mal
38 Highland Creek ດ ັ ັ	EW	Mal
129 McCowan North ດ ັ ັ	NS	Mal
130 Middlefield ດ ັ ັ	NS	Mal
132 Milner ດ ັ ັ	EW	Mal
133 Neilson ດ ັ ັ	NS	Mal
131 Nugget ດ ັ ັ	EW	Mal
134 Progress ດ ັ ັ	NS	Mal
190 Scarborough Centre Rocket ດ ັ ັ	EW	Mal
199 Finch Rocket ດ ັ ັ	EW	Mal
85 Sheppard East ດ ັ ັ	EW	Mal
385 Sheppard East ດ ັ ັ	EW	Mal
53 Steeles East ດ ັ ັ	EW	Mal
353 Steeles East ດ ັ ັ	EW	Mal
95 York Mills ດ ັ ັ	EW	Mal/Wil
321 York Mills ດ ັ ັ	EW	Mal

MOUNT DENNIS DIVISION

5 Avenue Rd ດ ັ ັ	NS	MtD
6 Bay ດ ັ ັ	NS	MtD
300 Bloor-Danforth ດ ັ ັ	EW	B/E/MtD/Q
126 Christie ດ ັ ັ	NS	MtD
127 Davenport ດ ັ ັ	EW	MtD
141 Downtown/Mt Pleasant Express	NS	MtD
329 Dufferin ຜ ດ ັ ັ	NS	MtD/Wil
26 Dupont ດ ັ ັ	EW	MtD
32 Eglinton West ດ ັ ັ	EW	MtD
307 Eglinton West ດ ັ ັ	EW	MtD
40 Junction ດ ັ ັ	EW	MtD
41 Keele ດ ັ ັ	NS	MtD

47 Lansdowne ດ ັ ັ	NS	MtD
52 Lawrence West ດ ັ ັ	EW	MtD
352 Lawrence West ດ ັ ັ	EW	MtD
58 Malton ດ ັ ັ	EW	MtD
59 Maple Leaf ດ ັ ັ	EW	MtD
171 Mt Dennis ດ ັ ັ	NS	MtD
63 Ossington ດ ັ ັ	NS	MtD
316 Ossington ດ ັ ັ	NS	MtD/Wil
161 Rogers Rd ດ ັ ັ	EW	MtD
71 Runnymede ດ ັ ັ	NS	MtD
79 Scarlett Rd ດ ັ ັ	NS	MtD
77 Swansea ດ ັ ັ	NS	MtD
168 Symington ດ ັ ັ	NS	MtD
90 Vaughan ດ ັ ັ	NS	MtD
55 Warren Park ດ ັ ັ	NS	MtD
94 Wellesley ດ ັ ັ	EW	MtD
89 Weston ດ ັ ັ	NS	MtD
320 Yonge ດ ັ ັ	NS	Egl/Wil/MtD

QUEENSWAY DIVISION

192 Airport Rocket ດ ັ ັ	NS	Qsy
49 Bloor West ດ ັ ັ	EW	Qsy
300 Bloor-Danforth ດ ັ ັ	EW	B/E/MtD/Q
50 Burnhamthorpe ດ ັ ັ	EW	Qsy
145 Downtown/Humber Bay Express ດ ັ ັ	NS	Qsy
111 East Mall ດ ັ ັ	NS	Qsy
15 Evans ດ ັ ັ	EW	Qsy
110 Islington South ດ ັ ັ	NS	Qsy
44 Kipling South ດ ັ ັ	NS	Qsy
45 Kipling ດ ັ ັ	NS	Qsy
30 Lambton ດ ັ ັ	EW	Qsy
66 Prince Edward ດ ັ ັ	NS	Qsy
80 Queensway ດ ັ ັ	EW	Qsy
48 Rathburn ດ ັ ັ	EW	Qsy
73 Royal York ດ ັ ັ	NS	Qsy
76 Royal York South ດ ັ ັ	NS	Qsy
123 Shorncliffe ດ ັ ັ	NS	Qsy
112 West Mall ດ ັ ັ	NS	Qsy

RONCESVALLES DIVISION

511 Bathurst ຜ	NS	Ron
506 Carlton ຜ	EW	Ron/Rus
306 Carlton ຜ	EW	Ron/Rus
505 Dundas ຜ	EW	Ron/Rus
509 Harbourfront ຜ	EW	Ron
504 King ຜ	EW	Ron/Rus
508 Lake Shore ຜ	EW	Ron
501 Queen ຜ	EW	Ron/Rus
301 Queen ຜ	EW	Ron/Rus
512 St Clair ຜ	EW	Ron

RUSSELL DIVISION

506 Carlton ຜ	EW	Ron/Rus
306 Carlton ຜ	EW	Ron/Rus
502 Downtowner ຜ	EW	Rus
505 Dundas ຜ	EW	Ron/Rus
504 King ຜ	EW	Ron/Rus

503 Kingston Rd ຜ	EW	Rus
501 Queen ຜ	EW	Ron/Rus
301 Queen ຜ	EW	Ron/Rus
510 Spadina ຜ	NS	Rus

WILSON DIVISION — BUS

117 Ainess ດ ັ ັ	NS	Wil
61 Avenue Rd North ດ ັ ັ	NS	Wil
7 Bathurst ຜ ດ ັ ັ	NS	Wil
160 Bathurst North ຜ ດ ັ ັ	NS	Wil
310 Bathurst ຜ ດ ັ ັ	NS	Wil
11 Bayview ດ ັ ັ	NS	Wil
42 Cummer ດ ັ ັ	EW	Wil
28 Davisville ດ ັ ັ	EW	Wil
142 Downtown/Avenue Rd Express ດ ັ ັ	NS	Wil
125 Drewry ດ ັ ັ	EW	Wil
29 Dufferin ຜ ດ ັ ັ	NS	Wil
105 Dufferin North ດ ັ ັ	NS	Wil
329 Dufferin ຜ ດ ັ ັ	NS	MtD/Wil
193 Exhibition Rocket ຜ ດ ັ ັ	NS	Wil
104 Faywood ດ ັ ັ	NS	Wil
33 Forest Hill ດ ັ ັ	NS	Wil
14 Glencairn ດ ັ ັ	EW	Wil
122 Graydon Hall ດ ັ ັ	EW	Wil
107 Keele North ດ ັ ັ	NS	Wil
162 Lawrence-Donway ດ ັ ັ	EW	Wil
56 Leaside ດ ັ ັ	NS	Wil
51 Leslie ດ ັ ັ	NS	Wil
74 Mt Pleasant ດ ັ ັ	NS	Wil
103 Mt Pleasant North ດ ັ ັ	NS	Wil
316 Ossington ດ ັ ັ	NS	MtD/Wil
109 Ranee ດ ັ ັ	NS	Wil
82 Rosedale ດ ັ ັ	EW	Wil
75 Sherbourne ຜ ດ ັ ັ	NS	Wil
115 Silver Hills ດ ັ ັ	EW	Wil
88 South Leaside ດ ັ ັ	EW	Wil
78 St Andrews ດ ັ ັ	EW	Wil
124 Sunnybrook ດ ັ ັ	EW	Wil
10 Van Horne ດ ັ ັ	EW	Wil
98 Willowdale-Senlac ດ ັ ັ	EW	Wil
97 Yonge ດ ັ ັ	NS	Wil
320 Yonge ດ ັ ັ	NS	Egl/Wil/MtD
95 York Mills ດ ັ ັ	EW	Mal/Wil
106 York University ດ ັ ັ	NS	Wil
196 York University Rocket ດ ັ ັ	NS	Wil

WILSON DIVISION — SUBWAY




























1 Yonge-University-Spadina Subway	NS	WilSub
4 Sheppard Subway	EW	WilSub

WHEEL-TRANS OPERATIONS












404 East York Community Bus ດ ັ ັ	EW	W-T
400 Lawrence Manor Community Bus ດ ັ ັ	EW	W-T
402 Parkdale Community Bus ດ ັ ັ	NS	W-T
403 South Don Mills Community Bus ດ ັ ັ	NS	W-T
405 Etobicoke Community Bus ດ ັ ັ	EW	W-T
























List of rapid transit stations, with connecting routes

1 YONGE-UNIVERSITY-SPADINA SUBWAY

Finch  & 	36, 39, 42, 53, 60, 97, 125, 199, GO buses, York Region Transit, VIVA, Brampton Transit
North York Centre  & 	97, GO buses
Sheppard-Yonge  & 	4, 84, 85, 97, 98, 196, GO buses
York Mills  & 	78, 95, 96, 97, 115, 122, 165, GO buses
Lawrence 	52, 97, 124, 162
Eglinton  & 	5, 32, 34, 51, 54, 56, 61, 97, 100, 103
Davisville  & 	11, 14, 28, 97
St Clair  & 	74, 88, 97, 512
Summerhill 	97
Rosedale 	82, 97
Bloor-Yonge  & 	2, 97
Wellesley  & 	94, 97
College 	97, 506
Dundas  & 	97, 505
Queen  & 	97, 141, 142, 143, 144, 501, 502
King 	97, 503, 504, 508
Union &	6, 72, 97, 503, 509, 510, GO trains/buses
St Andrew (King Street)	503, 504, 508
Osgoode (Queen Street) &	141, 142, 143, 144, 501, 502
St Patrick (Dundas Street)	142, 505
Queen's Park (College Street) &	5, 142, 506
Museum	5, 94, 142
St George &	2, 26
Spadina *	2, 127, 510
Dupont	26, 127
St Clair West	7, 33, 90, 126, 512
Eglinton West &	32, 63, 109
Glencairn	14
Lawrence West &	52, 58, 59, 109, 400
Yorkdale	47, 109, GO buses, York Region Transit
Wilson	7, 29, 96, 104, 120, 160, 165
Downsview &	84, 101, 105, 106, 107, 108, 117, 196, VIVA










2 BLOOR-DANFORTH SUBWAY

Kipling  & 	30, 44, 45, 46, 49, 111, 112, 123, 191, 192, GO trains
Islington 	37, 50, 110, Mississauga Transit
Royal York 	15, 48, 73, 76
Old Mill 	66
Jane  & 	26, 35, 55
Runnymede  & 	71, 77, 79
High Park 	30
Keele 	41, 80, 89









Dundas West  & 	40, 168, 193 ✪, 504, 505, GO trains
Lansdowne 	47
Dufferin 	29, 402
Ossington 	63, 94, 161
Christie 	126
Bathurst  & 	7, 511
Spadina  & * 	1, 127, 510
St George  & 	1, 26
Bay (Yorkville) 	6
Bloor-Yonge  & 	1, 97
Sherbourne	75
Castle Frank &	65, 94
Broadview &	8, 62, 87, 100, 504, 505
Chester	
Pape	25, 72, 81
Donlands &	56, 83
Greenwood	31
Coxwell 	22, 70
Woodbine 	91, 92
Main Street  & 	20, 23, 62, 64, 87, 113, 135, 506, GO trains
Victoria Park 	12, 24, 67, 404
Warden 	9, 16, 17, 68, 69, 70, 102, 135
Kennedy  & 	3, 12, 20, 21, 34, 43, 57, 86, 113, 116, 131, GO trains



* No level access to 1 YONGE-UNIVERSITY-SPADINA subway platforms at Spadina Stn







3 SCARBOROUGH RT

Kennedy  & 	2, 12, 20, 21, 34, 43, 57, 86, 113, 116, 131, GO trains
Lawrence East  & 	54
Ellesmere 	95
Midland 	57
Scarborough Centre  & 	9, 16, 21, 38, 43, 129, 130, 131, 132, 133, 134, 169, 190, 199, GO buses
McCowan 	9, 134







4 SHEPPARD SUBWAY

Sheppard-Yonge  & 	1, 84, 85, 97, 98, 196, GO buses
Bayview  & 	11, 85
Leslie  & 	51, 85, GO trains
Bessarion  & 	85



Don Mills  & 	10, 24, 25, 85, 139, 167, 169, 190, 224, York Region Transit, VIVA
---	---



510 SPADINA streetcar and 509 HARBOURFRONT streetcar	
Spadina 	2, 127, 510
Queens Quay (Ferry Docks) 	6, 97, 509, 510
Union  & 	1, 6, 72, 97, 503, 509, 510, GO trains/buses
Exhibition  & 	29, 509, 511, GO trains



GO TRAIN STATIONS SERVED BY TTC

Toronto – Union Station  & 	See Union Station
Long Branch 	110, 123, 501, 508, Mississauga Transit
Mimico 	76
Exhibition  & 	29, 509, 511
Danforth &	See Main Street Station
Scarborough &	9, 12, 16, 20, 102, 113
Eglinton	9, 34, 86, 116
Guildwood &	86, 116
Rouge Hill &	38, 54, 85, Durham Region Transit
Malton &	58, Mississauga Transit
Etobicoke North &	37, 45, Mississauga Transit
Weston &	52, 58, 59, 79, 89
Bloor	See Dundas West Station
Maple &	107, York Region Transit
Rutherford &	107, York Region Transit
York University &	41
Old Cummer &	39, 42, 51
Oriole &	4, 10, 51, 85, 115, 169
Kipling	See Kipling Station
Mount Joy &	102, York Region Transit
Markham &	102, York Region Transit
Centennial &	129, York Region Transit
Milliken &	43, 53, 57, York Region Transit
Agincourt &	43, 57, 85
Kennedy &	See Kennedy Station

 – Elevators to all levels

 &  – Station fully accessible

 & _{SB} – Level access to southbound platform (obstacles may exist at doors)

 & _{Bus} – Level access from street to accessible buses (obstacles may exist at doors)

✪ – Seasonal, special-event, or temporary construction service

Twenty-nine of the TTC's 69 stations are accessible

Toronto Transit Commission
List of transit vehicles

Type	Vehicle number series	Model	Vehicles in service	Garage/ Carhouse	Built	Seats	Length	Track Gauge	Accessible?	Air conditioned?	Fuel/ Propulsion	Manufacturer
Bus	1000-1149	Orion VII	150	Mal, MtD	2006	38	12 m	-	Low floor &	Yes	Diesel-electric	Orion Bus Industries
Bus	1200-1423	Orion VII "Next Gen"	224	Arw, MtD, Wil	2007-2008	36	12 m	-	Low floor &	Yes	Diesel-electric	Daimler Buses North America
Bus	1500-1689	Orion VII "Next Gen"	190	MtD, Wil	2008	36	12 m	-	Low floor &	Yes	Diesel-electric	Daimler Buses North America
Bus	1700-1829	Orion VII "Next Gen"	130	Mal, Wil	2009	36	12 m	-	Low floor &	Yes	Diesel-electric	Daimler Buses North America
Bus	2240-2858	T6H5307N "New Look"	70	MtD, Wil	1981-1983	39	12 m	-	No	No	Diesel	General Motors
Bus	6210-6293	TC40102N "Classic"	2	MtD	1987	40	12 m	-	No	No	Diesel	General Motors
Bus	7000-7134	Orion V	135	Mal	1996	36	12 m	-	Lift &	Yes	Diesel	Orion Bus Industries
Bus	7200-7251	RTS	52	Arw	1998	39	12 m	-	Lift &	Yes	Diesel	Nova Bus
Bus	7300-7350	D40LF	51	Qsy	1998-1999	35	12 m	-	Low floor &	Yes	Diesel	New Flyer Industries
Bus	7400-7881	Orion VII	482	Bir, Egl	2002-2005	38	12 m	-	Low floor &	Yes	Diesel	Orion Bus Industries
Bus	7900-7979	Orion VII	80	Arw, Bir, Qsy	2006	38	12 m	-	Low floor &	Yes	Diesel	Orion Bus Industries
Bus	8000-8099	Orion VII	100	Qsy	2007	38	12 m	-	Low floor &	Yes	Diesel	DaimlerChrysler CBNA
Bus	8100-8219	Orion VII "Next Gen"	118 of 120 ²	Wil	2010	36	12 m	-	Low floor &	Yes	Diesel	Daimler Buses North America
Bus	-	Orion VII "Next Gen"	35 ¹	-	2011	-	12 m	-	Low floor &	Yes	Diesel	Daimler Buses North America
Bus	-	Orion VII "Next Gen"	60 ¹	-	2012	-	12 m	-	Low floor &	Yes	Diesel	Daimler Buses North America
Bus	9400-9449	Orion V	50	Wil	1996	37	12 m	-	Lift &	Yes	Diesel	Orion Bus Industries
Community Bus	9700-9706	Orion II	7	W-T	1991	17	8 m	-	Low floor &	Yes	Diesel	Ontario Bus Industries
Wheel-Trans Bus	9751-9889	ELF	138	W-T	1999-2003	5	7 m	-	Low floor &	Yes	Diesel	Overland Custom Coach
Wheel-Trans Bus	W100-W209	The Friendly Bus	110 ²	W-T	2009-2010	8	8 m	-	Low floor &	Yes	Diesel	American Bus Products Inc.
Streetcar	4000-4199	CLRV L-1, L-2	195	Ron, Rus	1977-1981	42-46	15 m	1495 mm	No	1 of 195	Electric	UTDC/SIG/Hawker Siddeley
Streetcar	4200-4251	ALRV L-3	52	Ron, Rus	1987-1989	61	23 m	1495 mm	No	No	Electric	UTDC/Can Car Rail
Streetcar	-	FLEXITY	0 of 204 ¹	-	2011-2018	-	30 m	1495 mm	Low floor &	Yes	Electric	Bombardier Inc.
Light rail car	-	FLEXITY	0 of 183 ³	-	2013-2020	-	30 m	1435 mm	Low floor &	Yes	Electric	Bombardier Inc.
Rapid transit car	3000-3027	S-1	28	McCowan	1983-1986	30	13 m	1435 mm	Level boarding &	Yes	Electric	UTDC/Metro Canada Ltd.
Subway car	5000-5371	T-1	372	GrnSub/WilSub	1995-2001	66	23 m	1495 mm	Level boarding &	Yes	Electric	Bombardier Inc.
Subway car	5381-5766	Toronto Rocket	0 of 234 ¹	-	2009-2011	60-68	23 m	1495 mm	Level boarding &	Yes	Electric	Bombardier Inc.
Subway car	-	Toronto Rocket	0 of 186 ¹	-	2012-2013	60-68	23 m	1495 mm	Level boarding &	Yes	Electric	Bombardier Inc.
Subway car	5576-5663	H-4	44	GrnSub	1974-1975	77	23 m	1495 mm	Level boarding &	No	Electric	Hawker Siddeley
Subway car	5670-5807	H-5	136	WilSub	1976-1979	76	23 m	1495 mm	Level boarding &	Yes	Electric	Hawker Siddeley
Subway car	5810-5935	H-6	126	GrnSub	1986-1989	76	23 m	1495 mm	Level boarding &	Yes	Electric	UTDC/Can Car Rail

Updated September 17, 2010. Sources: *Bus Maintenance Department Active Bus Allocation and Vehicle Roster Lists – Surface Vehicle Engineering.*

Abbreviations

Arw Arrow Road GrnSub..... Greenwood Subway Qsy..... Queensway WilSub Wilson Subway
 Bir Birchmount Mal Malvern Ron..... Roncesvalles W-T Wheel-Trans
 Egl Eglinton MtD Mount Dennis Rus Russell Wil..... Wilson Bus

"Vehicles in service" notes

1. Approved by Commission for future delivery.
2. Deliveries of new vehicles in progress.
3. Ordered by Metrolinx for future delivery.