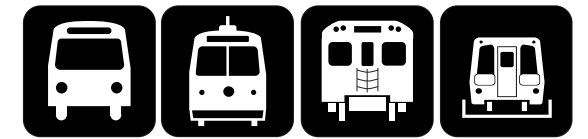




TORONTO TRANSIT COMMISSION



Service Summary

September 5, 2010
to
October 9, 2010

Available Online



SERVICE SUMMARY – Introduction

This is a summary of all transit service operated by the Toronto Transit Commission for the period indicated. All rapid transit, streetcar, bus, and community bus routes and services are listed. The summary identifies the routes, gives the names and destinations, the garage or carhouse from which the service is operated, the characteristics of the service, and the times of the first and last trips on each route. The headway operated on each route is shown, together with the combined or average headway on the route, if more than one branch is operated. The number and type of vehicles operated on the route are listed, as well as the round-trip driving time, the total terminal time, and the average speed of the route (driving time only, not including terminal time).

The first and last trip times shown are the departure times for the first or last trip which covers the entire branch. In some cases, earlier or later trips are operated which cover only part of the routing, and the times for these trips are not shown.

Additional notes are shown for routes which interline with other routes, which are temporarily operating over different routings, or which are temporarily operating with buses instead of streetcars.

Headways are shown in minutes and seconds. Running times and terminal times are shown in minutes. Distances are shown in kilometres, and speeds are shown in kilometres per hour.

The map on the cover is a current map of the TTC route network for the period covered by this summary.

At the end of the document is a summary of the number of vehicles and trains operated, by time period, a list of all TTC routes (in alphabetical order, in numerical order, and grouped by division), a list of all connections at rapid transit stations, and a list of transit vehicles.

This document is available the [ttc.ca](http://www3.ttc.ca) Internet web site at:

http://www3.ttc.ca/About_the_TTC/Transit_planning.jsp

and on the internal TTC Intranet (TTC computers only) at:

<http://home.ttc/serviceplanning/> then "Route and System Information"

TTC board periods in 2010

January 3 to February 13, 2010

February 14 to March 27, 2010

March 28 to May 8, 2010

May 9 to June 19, 2010

June 20 to July 31, 2010

August 1 to September 4, 2010

September 5 to October 9, 2010

October 10 to November 20, 2010

November 21 to December 18, 2010

December 19, 2010 to January 1, 2011

TTC board periods in 2011

January 2 to February 12, 2011

February 13 to March 26, 2011

March 27 to May 7, 2011

May 8 to June 18, 2011

June 19 to July 30, 2011

July 31 to September 3, 2011

September 4 to October 8, 2011

October 9 to November 19, 2011

November 20 to December 18, 2011

December 19 to December 31, 2011

Abbreviations

Avg spd..... Average speed (km/h)	NB	Northbound
Dep	SB	Southbound
RT	EB	Eastbound
Term	WB.....	Westbound
Veh type ... Vehicle type	&	Accessible service

Division abbreviations

Arw..... Arrow Road	Mal	Malvern	Rus	Russell
Bir	MtD	Mount Dennis	Wil	Wilson Bus
DanSub	Qsy	Queensway	WilSub	Wilson Subway
Egl	Ron.....	Roncesvalles	W-T	Wheel-Trans

Vehicle abbreviations

6carHT	Six-car train of H- or T-series 23-metre subway cars
4carT.....	Four-car train of T-series 23-metre subway cars
4carS.....	Four-car train of S-series 13-metre Scarborough RT cars
ALRV	15-metre high-floor streetcar (<i>Canadian Light Rail Vehicle</i>)
ALRV	Articulated 23-metre high-floor streetcar (<i>Articulated Light Rail Vehicle</i>)
LF	12-metre low-floor accessible bus (<i>New Flyer D40LF, Orion VII</i>)
Lift	12-metre high-floor lift-equipped accessible bus (<i>Orion V with lift and Nova RTS with lift</i>)
HF	12-metre high-floor bus (<i>GM "New Look," GM/MCI Classic, and Orion V</i>)
CB	8-metre low-floor accessible Community Bus (<i>Orion II</i>)

Time period definitions

Service is shown by time period. The approximate times for these periods are listed below. Some variation exists between routes, and these times should be used as a guide only.

MONDAY TO FRIDAY	SATURDAY and SUNDAY		
Morning peak period	600a to 900a	Early morning	600a to 800a
Midday	900a to 300p	Morning	800a to 1200noon
Afternoon peak period.....	300p to 700p	Afternoon	1200noon to 700p
Early evening	700p to 1000p	Early evening	700p to 1000p
Late evening	1000p to 100a	Late evening	1000p to 100a
Overnight.....	200a to 500a	Overnight	200a to 500a (900a Sundays)

Holiday service in 2010

New Year's Day, Friday, Jan. 1, 2010	Sunday service	Labour Day, Monday, September 6	Holiday service
Family Day, Monday, February 15.....	Holiday service	Thanksgiving Day, Monday, Oct. 11	Holiday service
Good Friday, Friday, April 2	Holiday service	Christmas Day, Saturday, Dec. 25	Sunday service
Victoria Day, Monday, May 24.....	Holiday service	Boxing Day, Sunday, December 26	Sunday service
Canada Day, Thursday, July 1	Holiday service	Monday, December 27, 2010.....	Holiday service
Simcoe Day, Monday, August 2	Holiday service	New Year's Day, Saturday, Jan. 1, 2011.	Sunday service

"Holiday service" means that routes which operate on Sundays will operate at the same levels of service as on Sundays, but service will start earlier in the morning, at about the same time as on Saturdays.



TORONTO TRANSIT COMMISSION

SERVICE SUMMARY

September 5 to October 9, 2010

Route	RT dist (km) and date of last change	Veh type	No. of Veh	Service interval	Run time (min)	Term time (min)	Avg spd (km/h)	Veh type	No. of Veh	Service interval	Run time (min)	Term time (min)	Avg spd (km/h)	Veh type	No. of Veh	Service interval	Run time (min)	Term time (min)	Avg spd (km/h)	Veh type	No. of Veh	Service interval	Run time (min)	Term time (min)	Avg spd (km/h)	Veh type	No. of Veh	Service interval	Run time (min)	Term time (min)	Avg spd (km/h)	First dep NB or WB	First dep SB or EB	Last dep NB or WB	Last dep SB or EB
-------	--------------------------------------	----------	------------	------------------	----------------	-----------------	----------------	----------	------------	------------------	----------------	-----------------	----------------	----------	------------	------------------	----------------	-----------------	----------------	----------	------------	------------------	----------------	-----------------	----------------	----------	------------	------------------	----------------	-----------------	----------------	--------------------	--------------------	-------------------	-------------------

RAPID TRANSIT SERVICES

2 BLOOR-DANFORTH &	DanSub																																							
Monday to Friday	07-Sep-10	Monday-Friday morning peak period							Monday-Friday midday							Monday-Friday afternoon peak period							Monday-Friday early evening							Monday-Friday late evening										
2 Kipling Stn – Kennedy Stn	52.46	6carHT	43	2 ' 21 "	101	0	31.2	6carHT	24	4 ' 16 "	102	0	30.8	6carHT	40	2 ' 31 "	101	0	31.3	6carHT	24	4 ' 04 "	98	0	32.3	6carHT	20	4 ' 52 "	97	0	32.4	543a	541a	131a	131a					

Saturday	19-May-07	Saturday early morning							Saturday morning							Saturday afternoon							Saturday early evening							Saturday late evening										
2 Kipling Stn – Kennedy Stn	52.46	6carHT	20	4 ' 52 "	97	0	32.3	6carHT	20	4 ' 52 "	97	0	32.3	6carHT	21	4 ' 43 "	99	0	31.8	6carHT	20	4 ' 52 "	97	0	32.3	6carHT	20	4 ' 52 "	97	0	32.3	548a	548a	131a	131a					

Sunday	13-May-07																																		
2 Kipling Stn – Kennedy Stn	52.46	Sunday morning							Sunday afternoon							Sunday early evening							Sunday late evening												
		6carHT	20	4 ' 52 "	97	0	32.3	6carHT	20	4 ' 52 "	97	0	32.3	6carHT	20	4 ' 52 "	97	0	32.3	6carHT	20	4 ' 52 "	97	0	32.3	6carHT	20	4 ' 52 "	97	0	32.3	848a	848a	131a	131a

300 BLOOR-DANFORTH &	MtD/Bir/ Egl/Qsy																																		
Overnight, 7 days a week	10-May-09	Monday-Friday overnight							Saturday overnight							Sunday overnight							Sunday Morning												
300 West Mall – Warden	50.95	LF	4	30 ' 00 "	120	0	25.5	LF	4	30 ' 00 "	120	0	25.5	LF	4	30 ' 00 "	120	0	25.5	LF	9	13 ' 30 "	120	1	25.5										
300A Pearson Airport – Warden	75.97	LF	5	30 ' 00 "	150	0	30.4	LF	5	30 ' 00 "	150	0	30.4	LF	5	30 ' 00 "	150	0	30.4	LF	11	13 ' 30 "	140	8	32.5										
Combined/Average			9	15 ' 00 "					9	15 ' 00 "					9	15 ' 00 "					20	6 ' 45 "													

3 SCARBOROUGH RT &	DanSub																																								
Monday to Friday	07-Sep-10	Monday-Friday morning peak period							Monday-Friday midday							Monday-Friday afternoon peak period							Monday-Friday early evening							Monday-Friday late evening											
3 Kennedy Stn – McCowan Stn	12.81	4carS	6	3 ' 30 "	21	0	36.6	4carS	4	5 ' 30 "	22	0	34.9	4carS	6	3 ' 40 "	22	0	34.9	4carS	4	5 ' 30 "	22	0	34.9	4carS	4	5 ' 30 "	22	0	34.9	4carS	4	5 ' 30 "	22	0	34.9	545a	601a	120a	135a

Saturday	11-Sep-10	Saturday early morning							Saturday morning							Saturday afternoon							Saturday early evening							Saturday late evening											
3 Kennedy Stn – McCowan Stn	12.81	4carS	4	5 ' 30 "	22	0	34.9	4carS	4	5 ' 30 "	22	0	34.9	4carS	4	5 ' 30 "	22	0	34.9	4carS	4	5 ' 30 "	22	0	34.9	4carS	4	5 ' 30 "	22	0	34.9	4carS	4	5 ' 30 "	22	0	34.9	550a	605a	120a	135a

Sunday	05-Sep-10																																				
3 Kennedy Stn – McCowan Stn	12.81	Sunday morning							Sunday afternoon							Sunday early evening							Sunday late evening														
		4carS	4	5 ' 30 "	22	0	34.9	4carS	4	5 ' 30 "	22	0	34.9	4carS	4	5 ' 30 "	22	0	34.9	4carS	4	5 ' 30 "	22	0	34.9	4carS	4	5 ' 30 "	22	0	34.9	855a	907a	120a	135a		
		McCowan to Kennedy is WB; Kennedy to McCowan is EB																																			

4 SHEPPARD SUBWAY &	WISub																																								
Monday to Friday	25-Nov-02	Monday-Friday morning peak period							Monday-Friday midday							Monday-Friday afternoon peak period							Monday-Friday early evening							Monday-Friday late evening											
4 Sheppard-Yonge Stn – Don Mills Stn	10.94	4carT	4	5 ' 30 "	22	0	29.8	4carT	4	5 ' 30 "	22	0	29.8	4carT	4	5 ' 30 "	22	0	29.8	4carT	4	5 ' 30 "	22	0	29.8	4carT	4	5 ' 30 "	22	0	29.8	4carT	4	5 ' 30 "	22	0	29.8	531a	542a	225a	214a

Saturday	30-Nov-02	Saturday early morning							Saturday morning							Saturday afternoon							Saturday early evening							Saturday late evening											
4 Sheppard-Yonge Stn – Don Mills Stn	10.94	4carT	4	5 ' 30 "	22	0	29.8	4carT	4	5 ' 30 "	22	0	29.8	4carT	4	5 ' 30 "	22	0	29.8	4carT	4	5 ' 30 "	22	0	29.8	4carT	4	5 ' 30 "	22	0	29.8	4carT	4	5 ' 30 "	22	0	29.8	547a	558a	225a	214a

Sunday	24-Nov-02																																								
4 Sheppard-Yonge Stn – Don Mills Stn	10.94	Sunday morning							Sunday afternoon							Sunday early evening							Sunday late evening																		
		4carT	4	5 ' 30 "	22	0	29.8	4carT	4	5 ' 30 "	22	0	29.8	4carT	4	5 ' 30 "	22	0	29.8	4carT	4	5 ' 30 "	22	0	29.8	4carT	4	5 ' 30 "	22	0	29.8	4carT	4	5 ' 30 "	22	0	29.8	849a	900a	225a	214a



TORONTO TRANSIT COMMISSION

SERVICE SUMMARY

September 5 to October 9, 2010

Route	RT dist (km) and date of last change	Veh type	No. of Veh	Service interval	Run time (min)	Term time (min)	Avg spd (km/h)	Veh type	No. of Veh	Service interval	Run time (min)	Term time (min)	Avg spd (km/h)	Veh type	No. of Veh	Service interval	Run time (min)	Term time (min)	Avg spd (km/h)	Veh type	No. of Veh	Service interval	Run time (min)	Term time (min)	Avg spd (km/h)	First dep NB or WB	First dep SB or EB	Last dep NB or WB	Last dep SB or EB														
STREETCAR SERVICES																																											
511 BATHURST	Ron																																										
Monday to Friday	07-Sep-10	Monday-Friday morning peak period				Monday-Friday midday				Monday-Friday afternoon peak period				Monday-Friday early evening				Monday-Friday late evening																									
511 Bathurst Stn – Exhibition	9.41	CLRV	9	5' 40"	46	5	12.3	CLRV	9	5' 40"	48	3	11.8	CLRV	9	6' 00"	48	6	11.8	CLRV	5	9' 00"	44	1	12.8	CLRV	4	10' 00"	40	0	14.1	520a	520a	130a	130a								
Saturday	11-Sep-10	Saturday early morning				Saturday morning				Saturday afternoon				Saturday early evening				Saturday late evening																									
511 Bathurst Stn – Exhibition	9.41	CLRV	7	6' 00"	42	0	13.4	CLRV	8	6' 15"	46	4	12.3	CLRV	8	6' 15"	46	4	12.3	CLRV	7	7' 00"	43	6	13.1	CLRV	5	8' 00"	40	0	14.1	523a	501a	132a	128a								
Sunday	05-Sep-10	Sunday morning				Sunday afternoon				Sunday early evening				Sunday late evening																													
511 Bathurst Stn – Exhibition	9.41	CLRV 5 9' 30" 45 3 12.5				CLRV 6 8' 20" 45 5 12.5				CLRV 4 10' 00" 40 0 14.1				CLRV 4 10' 00" 40 0 14.1																													
Overnight service on Bathurst Street provided by 310 BATHURST																																											
506 CARLTON	Ron/Rus																																										
Monday to Friday	07-Sep-10	Monday-Friday morning peak period				Monday-Friday midday				Monday-Friday afternoon peak period				Monday-Friday early evening				Monday-Friday late evening																									
506 High Park – Main Street Stn	29.63	CLRV	32	3' 45"	117	3	15.2	CLRV	24	5' 00"	120	0	14.8	CLRV	27	4' 40"	123	3	14.5	CLRV	15	8' 00"	117	3	15.2	CLRV	11	10' 00"	106	4	16.8	530a	512a	1207a	100a								
Saturday	12-Sep-09	Saturday early morning				Saturday morning				Saturday afternoon				Saturday early evening				Saturday late evening																									
506 High Park – Main Street Stn	29.63	CLRV	14	7' 09"	100	0	17.8	CLRV	18	6' 15"	110	3	16.2	CLRV	21	6' 00"	123	3	14.5	CLRV	13	8' 30"	110	0	16.1	CLRV	11	10' 00"	106	4	16.8	543a	515a	1207a	100a								
Sunday	06-Sep-09	Sunday early morning				Sunday morning				Sunday afternoon				Sunday early evening				Sunday late evening																									
506 High Park – Main Street Stn	29.63	CLRV	9	10' 00"	90	0	19.8	CLRV	14	7' 00"	95	3	18.7	CLRV	18	6' 30"	115	2	15.5	CLRV	10	11' 00"	110	0	16.2	CLRV	9	11' 00"	99	0	18.0	530a	530a	1207a	1256a								
306 CARLTON	Ron/Rus																																										
Overnight, 7 days a week	25-Nov-07	Monday-Friday overnight				Saturday overnight				Sunday overnight																																	
506 Dundas West Stn – Main Street Stn	29.63	CLRV	3	30' 00"	90	0	19.8	CLRV	3	30' 00"	90	0	19.8	CLRV	3	30' 00"	90	0	19.8																								
502 DOWNTOWNER and 503 KINGSTON RD	Rus																																										
Monday to Friday	07-Sep-10	Monday-Friday morning peak period				Monday-Friday midday				Monday-Friday afternoon peak period																																	
502 McCaul – Victoria Park	18.76	CLRV	7	12' 00"	84	0	13.4	CLRV	4	20' 00"	80	0	14.1	CLRV	6	15' 00"	84	6	13.4																								
503 York – Victoria Park	17.94	CLRV	6	12' 00"	72	0	15.0					CLRV	5	15' 00"	72	3	15.0																										
Combined/Average		13 6' 00"				11 7' 30"																																					
Evening and weekend service on Kingston Road provided by 22 COXWELL. Overnight service on Kingston Road provided by 322 COXWELL.																																											
505 DUNDAS	Ron/Rus																																										
Monday to Friday	07-Sep-10	Monday-Friday morning peak period				Monday-Friday midday				Monday-Friday afternoon peak period				Monday-Friday early evening				Monday-Friday late evening																									
505 Dundas West Stn – Broadview Stn	21.47	CLRV	18	5' 30"	94	5	13.7	CLRV	19	5' 30"	96	9	13.4	CLRV	19	5' 40"	100	8	12.9	CLRV	11	8' 00"	83	5	15.5	CLRV	6	14' 00"	78	6	16.5	520a	520a	1252a	1249a								
Saturday	11-Sep-10	Saturday early morning				Saturday morning				Saturday afternoon				Saturday early evening				Saturday late evening																									
505 Dundas West Stn – Broadview Stn	21.47	CLRV	9	10' 00"	84	6	15.3	CLRV	18	6' 00"	104	4	12.4	CLRV	24	4' 45"	105	9	12.3	CLRV	8	12' 00"	91	5	14.2	CLRV	6	14' 00"	78	6	16.5	527a	536a	1251a	1251a								
Sunday	05-Sep-10	Sunday early morning				Sunday morning				Sunday afternoon				Sunday early evening				Sunday late evening																									
505 Dundas West Stn – Broadview Stn	21.47	CLRV	4	20' 00"	80	0	16.1	CLRV	12	8' 00"	92	4	14.0	CLRV	18	5' 40"	94	8	13.7	CLRV	8	12' 00"	91	5	14.2	CLRV	6	14' 00"	78	6	16.5	530a	530a	1246a	1249a								



TORONTO TRANSIT COMMISSION

SERVICE SUMMARY

September 5 to October 9, 2010

Route	RT dist (km) and date of last change	Veh type	No. of Veh	Service interval	Run time (min)	Term time (min)	Avg spd (km/h)	Veh type	No. of Veh	Service interval	Run time (min)	Term time (min)	Avg spd (km/h)	Veh type	No. of Veh	Service interval	Run time (min)	Term time (min)	Avg spd (km/h)	Veh type	No. of Veh	Service interval	Run time (min)	Term time (min)	Avg spd (km/h)	First dep NB or WB	First dep SB or EB	Last dep NB or WB	Last dep SB or EB								
509 HARBOURFRONT	Ron																																				
Monday to Friday	07-Sep-10			Monday-Friday morning peak period						Monday-Friday midday						Monday-Friday afternoon peak period						Monday-Friday early evening						Monday-Friday late evening									
509 Exhibition – Union Station	9.30	CLRV	6	6 ' 00 "	34	2	16.4	CLRV	4	9 ' 00 "	32	4	17.4	CLRV	7	5 ' 30 "	34	5	16.4	CLRV	5	7 ' 15 "	32	5	17.6	CLRV	2	15 ' 00 "	30	0	18.6	603a	548a	115a	100a		
Saturday	11-Sep-10			Saturday early morning						Saturday morning						Saturday afternoon						Saturday early evening						Saturday late evening									
509 Exhibition – Union Station	9.30	CLRV	2	17 ' 00 "	32	2	17.4	CLRV	4	9 ' 00 "	32	4	17.4	CLRV	4	10 ' 00 "	34	6	16.4	CLRV	3	12 ' 00 "	32	4	17.4	CLRV	2	15 ' 00 "	30	0	18.6	610a	555a	115a	100a		
Sunday	05-Sep-10			Sunday morning						Sunday afternoon						Sunday early evening						Sunday late evening															
509 Exhibition – Union Station	9.30			CLRV 3 12 ' 00 " 32 4 17.4						CLRV 4 10 ' 00 " 34 6 16.4						CLRV 2 17 ' 00 " 32 2 17.4						CLRV 2 15 ' 00 " 30 0 18.6															
504 KING	Ron/Rus/ Qsy			Temporary routing change - for TTC track work on Roncesvalles between Dundas & Queen and on King between Queen & Close.																																	
Monday to Friday	07-Sep-10			Monday-Friday morning peak period						Monday-Friday midday						Monday-Friday afternoon peak period						Monday-Friday early evening						Monday-Friday late evening									
504 Roncesvalles & Queen–Broadview Stn	22.30	CLRV	25	4 ' 00 "	98	2	13.7	CLRV	23	4 ' 15 "	94	4	14.2	CLRV	34	3 ' 20 "	108	6	12.4	CLRV	17	5 ' 30 "	89	5	15.0	CLRV	12	7 ' 00 "	82	2	16.3	500a	506a	205a	215a		
504 Roncesvalles & Queen–Broadview Stn	22.30	ALRV	7	trips																																	
504 Roncesvalles & Queen–Broadview Stn	22.30	CLRV	9	trips																																	
Combined/Average			41																																		
504 Dundas West Stn – Roncesvalles & Queen	5.46	HF	8	3 ' 45 "	30	0	10.9	HF	6	5 ' 00 "	30	0	10.9	HF	9	3 ' 20 "	28	2	11.7	HF	5	5 ' 30 "	24	4	13.7	HF	4	7 ' 00 "	24	4	13.7	448a	457a	238a	247a		
See also 508 LAKE SHORE																																					
Saturday	11-Sep-10			Saturday early morning						Saturday morning						Saturday afternoon						Saturday early evening						Saturday late evening									
504 Roncesvalles & Queen–Broadview Stn	22.30	CLRV	9	10 ' 00 "	87	3	15.4	CLRV	11	8 ' 20 "	91	1	14.7	CLRV	15	6 ' 15 "	91	3	14.7	CLRV	10	8 ' 00 "	80	0	16.7	CLRV	9	9 ' 00 "	78	3	17.2	500a	459a	230a	259a		
For bus service on Roncesvalles see 501 QUEEN																																					
Sunday	05-Sep-10			Sunday early morning						Sunday morning						Sunday afternoon						Sunday early evening						Sunday late evening									
504 Roncesvalles & Queen–Broadview Stn	22.30	CLRV	6	15 ' 00 "	82	8	16.3	CLRV	13	7 ' 00 "	88	3	15.2	CLRV	15	6 ' 15 "	89	5	15.0	CLRV	9	9 ' 00 "	80	1	16.7	CLRV	8	10 ' 00 "	79	1	16.9	520a	528a	220a	229a		
For bus service on Roncesvalles see 501 QUEEN																																					
Overnight service on Roncesvalles Avenue provided by 313 JANE and overnight service on Broadview Avenue provided by 303 DON MILLS																																					
503 KINGSTON RD	Mal																																				
503 York – Victoria Park				See 502 DOWNTOWNER																																	
508 LAKE SHORE	Ron			Temporary rerouting via Queen and Shaw, due TTC track work on King St. between Queen St. and Close St.																																	
Monday to Friday	07-Sep-10			Monday-Friday morning peak period						Monday-Friday afternoon peak period																											
508 Long Branch – Parliament	18.80	CLRV	3	Three EB trips																																	
508 Church – Long Branch	17.40									CLRV 4 Four WB trips																											



TORONTO TRANSIT COMMISSION

SERVICE SUMMARY

September 5 to October 9, 2010

Route	RT dist (km) and date of last change	Veh			Run	Term	Avg	Veh			Run	Term	Avg	Veh			Run	Term	Avg	Veh			Run	Term	Avg	First dep	First dep	Last dep	Last dep							
		type	No. of Veh	Service interval	time (min)	time (min)	spd (km/h)	type	No. of Veh	Service interval	time (min)	time (min)	spd (km/h)	type	No. of Veh	Service interval	time (min)	time (min)	spd (km/h)	type	No. of Veh	Service interval	time (min)	time (min)	spd (km/h)	NB or WB	SB or EB	NB or WB	SB or EB							
501 QUEEN	Ron/Rus /Qsy/Wil 07-Sep-10	On Saturdays Sundays and Holiday streetcar service west of Roncesvalles replaced by buses, due to TTC construction on The Queensway.																																		
Monday to Friday		Monday-Friday morning peak period							Monday-Friday midday							Monday-Friday afternoon peak period							Monday-Friday early evening							Monday-Friday late evening						
501 Long Branch – Neville Park	48.86	ALRV	18	10' 20"	180	6	16.3	ALRV	17	11' 45"	184	16	15.9	ALRV	18	11' 20"	190	14	15.4	ALRV	14	13' 30"	185	4	15.8	ALRV	8	20' 00"	160	0	18.3	510a	523a	1245a	1245a	
501 Humber – Neville Park	33.31	ALRV	13	10' 20"	130	5	15.4	ALRV	12	11' 45"	136	5	14.7	ALRV	13	11' 20"	138	10	14.5	ALRV	11	13' 30"	136	13	14.7	ALRV	6	20' 00"	116	4	17.2	457a	500a	1255a	1257a	
Combined/Average			31	5' 10"				29	5' 53"				31	5' 40"					25	6' 45"					14	10' 00"										
Saturday	11-Sep-10	Saturday early morning							Saturday morning							Saturday afternoon							Saturday early evening							Saturday late evening						
501 Sunnyside – Neville Park	27.99	ALRV	14	7' 30"	98	7	17.1	ALRV	20	6' 15"	115	10	14.6	ALRV	31	4' 20"	125	10	13.4	ALRV	19	6' 30"	111	13	15.1	ALRV	12	9' 00"	104	4	16.1	457a	547a	100a	100a	
501 Long Branch – Dundas West Stn	28.70	HF	9	10' 00"	88	2	19.6	HF	16	7' 00"	100	12	17.2	HF	18	6' 20"	104	10	16.6	HF	13	8' 00"	96	8	17.9	HF	9	10' 00"	88	2	19.6	534a	526a	136a	1224a	
Sunday	05-Sep-10	Sunday early morning							Sunday morning							Sunday afternoon							Sunday early evening							Sunday late evening						
501 Sunnyside – Neville Park	27.99	ALRV	10	10' 00"	98	2	17.1	ALRV	15	8' 00"	109	11	15.4	ALRV	23	5' 30"	115	12	14.6	ALRV	13	9' 00"	110	7	15.3	ALRV	12	9' 00"	100	8	16.8	457a	550a	1250a	108a	
501 Long Branch – Dundas West Stn	28.70	HF	9	10' 00"	88	2	19.6	HF	13	7' 30"	94	4	18.3	HF	17	6' 30"	100	11	17.2	HF	10	10' 00"	91	9	18.9	HF	9	10' 00"	88	2	19.6	529a	526a	120a	1237a	
301 QUEEN	Ron/Rus/ Qsy 05-Sep-10	Monday-Friday overnight							Saturday overnight							Sunday overnight																				
501 Long Branch – Neville Park	48.86	ALRV	5	30' 00"	140	10	20.9							ALRV	4	30' 00"	94	26	17.9	ALRV	4	30' 00"	94	26	17.9											
501 Sunnyside – Neville Park	27.99							ALRV	3	30' 00"	76	14	22.7	ALRV	3	30' 00"	76	14	22.7	ALRV	3	30' 00"	76	14	22.7											
501 Long Branch – Dundas West Stn	28.70							HF	3	30' 00"	76	14	22.7	HF	3	30' 00"	76	14	22.7	HF	3	30' 00"	76	14	22.7											
512 ST CLAIR	Ron 21-Jun-10	Monday-Friday morning peak period							Monday-Friday midday							Monday-Friday afternoon peak period							Monday-Friday early evening							Monday-Friday late evening						
512 Keele – St Clair Stn	13.99	CLRV	22	2' 55"	56	9	15.1	CLRV	11	6' 00"	56	10	15.0	CLRV	19	3' 30"	58	9	14.5	CLRV	10	6' 00"	56	4	15.0	CLRV	6	9' 00"	52	2	16.1	510a	500a	200a	150a	
Saturday	26-Jun-10	Saturday early morning							Saturday morning							Saturday afternoon							Saturday early evening							Saturday late evening						
512 Keele – St Clair Stn	13.99	CLRV	6	8' 40"	50	2	16.8	CLRV	10	6' 00"	56	4	15.0	CLRV	13	5' 00"	58	7	14.5	CLRV	8	7' 00"	54	2	15.5	CLRV	6	9' 00"	52	2	16.1	511a	500a	201a	150a	
Sunday	20-Jun-10	Sunday early morning							Sunday morning							Sunday afternoon							Sunday early evening							Sunday late evening						
512 Keele – St Clair Stn	13.99	CLRV	5	10' 00"	48	2	17.5	CLRV	8	7' 30"	56	4	15.0	CLRV	9	7' 00"	58	5	14.5	CLRV	7	8' 00"	54	2	15.5	CLRV	6	9' 00"	52	2	16.1	520a	457a	201a	151a	
312 ST CLAIR & Overnight, 7 days a week	Arw 20-Jun-10	Monday-Friday overnight							Saturday overnight							Sunday overnight																				
312 Jane Stn – St Clair Stn	21.71	LF	2	30' 00"	60	0	21.7	LF	2	30' 00"	60	0	21.7	LF	2	30' 00"	60	0	21.7																	



TORONTO TRANSIT COMMISSION

SERVICE SUMMARY

September 5 to October 9, 2010

Route	RT dist (km) and date of last change	Monday-Friday morning peak period					Monday-Friday midday					Monday-Friday afternoon peak period					Monday-Friday early evening					Monday-Friday late evening					First dep NB or WB	First dep SB or EB	Last dep NB or WB	Last dep SB or EB					
		Veh type	No. of Veh	Service interval	Run time (min)	Term time (min)	Avg spd (km/h)	Veh type	No. of Veh	Service interval	Run time (min)	Term time (min)	Avg spd (km/h)	Veh type	No. of Veh	Service interval	Run time (min)	Term time (min)	Avg spd (km/h)	Veh type	No. of Veh	Service interval	Run time (min)	Term time (min)	Avg spd (km/h)	Veh type					No. of Veh	Service interval	Run time (min)	Term time (min)	Avg spd (km/h)
510 SPADINA		Rus																																	
Monday to Friday		07-Sep-10																																	
510 Spadina Stn – Queens Quay		Operates earlier and later trips to Queens Quay and Spadina																																	
510 Spadina Stn – Union Stn		CLR	7	7' 30"	50	2	14.1	CLR	9	5' 40"	51	0	14.5	CLR	9	6' 00"	54	0	13.7	CLR	9	6' 00"	54	0	13.7	CLR	8	6' 00"	45	3	15.4	515a	500a	616a	600a
510 Spadina Stn – King		CLR	8	3' 45"	28	2	12.6	CLR	12	2' 50"	28	6	11.1	CLR	12	3' 00"	31	5	10.5	CLR	12	3' 00"	31	5	10.5	CLR						600a	615a	145a	120a
Combined/Average			15	2' 30"				21	1' 53"				21	2' 00"					21	2' 00"					8	6' 00"					748a	732a	845p	904p	
		Every 3rd car operates to Union Stn																																	
Saturday		11-Sep-10																																	
510 Spadina Stn – Queens Quay		Operates earlier and later trips to Queens Quay and Spadina																																	
510 Spadina Stn – Union Stn		CLR	7	6' 17"	44	0	16.8	CLR	11	5' 00"	52	3	13.5	CLR	9	6' 00"	54	0	13.7	CLR	10	5' 00"	50	0	14.8	CLR	8	6' 00"	44	4	15.4	515a	500a	600a	530a
510 Spadina Stn – King		CLR						6	5' 00"	27	3	12.6	CLR	12	3' 00"	33	3	10.5	CLR	6	5' 00"	28	2	12.6	CLR						615a	600a	145a	120a	
Combined/Average			7	6' 17"				17	2' 30"				21	2' 00"					16	2' 30"				8	6' 00"					917a	904a	845p	859p		
		Every 3rd car operates to Union Stn																																	
Sunday		05-Sep-10																																	
510 Spadina Stn – Queens Quay		Operates earlier and later trips to Queens Quay and Spadina																																	
510 Spadina Stn – Union Stn		CLR	3	15' 00"	44	1	16.4	CLR	8	6' 30"	50	2	14.2	CLR	8	6' 30"	50	2	14.2	CLR	8	6' 00"	44	4	15.4	CLR	8	6' 00"	44	4	15.4	515a	500a	600a	530a
510 Spadina Stn – King		CLR						10	3' 15"	30	3	11.6	CLR	10	3' 15"	30	3	11.6	CLR						8	6' 00"				610a	545a	145a	120a		
Combined/Average			3	15' 00"				18	2' 10"				18	2' 10"					8	6' 00"				8	6' 00"					919a	859a	753p	809p		
		Every 3rd car operates to Union Stn																																	
535 STANDBY CARS		Ron/Rus																																	
Monday to Friday		07-Sep-10																																	
Standby cars														Monday-Friday afternoon peak period					Monday-Friday early evening																
														CLR 2 Russell carhouse					CLR 2 Roncesvalles carhouse																



TORONTO TRANSIT COMMISSION

SERVICE SUMMARY

September 5 to October 9, 2010

Route	RT dist (km) and date of last change	Veh type	No. of Veh	Service interval	Run time (min)	Term time (min)	Avg spd (km/h)	Veh type	No. of Veh	Service interval	Run time (min)	Term time (min)	Avg spd (km/h)	Veh type	No. of Veh	Service interval	Run time (min)	Term time (min)	Avg spd (km/h)	Veh type	No. of Veh	Service interval	Run time (min)	Term time (min)	Avg spd (km/h)	First dep NB or WB	First dep SB or EB	Last dep NB or WB	Last dep SB or EB						
ALL SERVICES																																			
192 AIRPORT ROCKET	Qsy																																		
Monday to Friday	07-Sep-10	Monday-Friday morning peak period				Monday-Friday midday				Monday-Friday afternoon peak period				Monday-Friday early evening				Monday-Friday late evening																	
192 Kipling Stn – Pearson Airport	28.36	LF	4	12' 15"	41	8	41.5	LF	5	10' 20"	41	11	41.5	LF	5	10' 20"	41	11	41.5	LF	5	9' 00"	37	8	46.0	LF	2	20' 00"	34	6	50.0	518a	540a	215a	201a
																												After 12:00 Midnight							
Saturday	11-Sep-10	Saturday early morning				Saturday morning				Saturday afternoon				Saturday early evening				Saturday late evening																	
192 Kipling Stn – Pearson Airport	28.36	LF	3	13' 20"	36	4	47.3	LF	4	10' 00"	36	4	47.3	LF	4	10' 00"	36	4	47.3	LF	4	10' 00"	36	4	47.3	LF	2	20' 00"	34	6	50.0	518a	541a	215a	159a
																												After 12:00 Midnight							
Sunday	05-Sep-10	Sunday morning				Sunday afternoon				Sunday early evening				Sunday late evening																					
192 Kipling Stn – Pearson Airport	28.36							LF	2	20' 00"	34	6	50.0	LF	4	10' 00"	36	4	47.3	LF	4	10' 00"	36	4	47.3	LF	2	20' 00"	34	6	50.0	800a	821a	215a	159a
																												After 12:00 Midnight							
Overnight service to Pearson Airport provided by 300A BLOOR-DANFORTH																																			
117 ALNESS	Wtl																																		
Monday to Friday	21-Jun-10	Monday-Friday morning peak period				Monday-Friday midday				Monday-Friday afternoon peak period																									
117 Downsview Stn – Steeles via Flint Rd and Alness	11.84	LF	5	8' 00"	40	0	17.8							LF	4	12' 00"	48	0	14.8																
117A Downsview Stn – Steeles via Martin Ross and Alness	10.70							LF	2	20' 00"	40	0	16.1																						
Operates WB via busway, NB via Alness in the AM peak and Midday. Operates SB via Alness and EB via busway in the PM peak.																																			
99 ARROW RD	Arw																																		
Monday to Friday	17-Feb-09	Monday-Friday morning peak period				Monday-Friday midday				Monday-Friday afternoon peak period				Monday-Friday early evening				Monday-Friday late evening																	
99 Arrow Rd – Jane	8.00							LF	1	20' 00"	20	0	24.0							LF	1	20' 00"	20	0	24.0	LF	1	20' 00"	20	0	24.0	400a	412a	540a	552a
																												920a	932a	240p	252p				
																												600p	1012p	1042p	1054p				
Saturday	02-Apr-05	Saturday early morning				Saturday morning				Saturday afternoon				Saturday early evening				Saturday late evening																	
99 Arrow Rd – Jane	8.00	LF	1	20' 00"	20	0	24.0	LF	1	20' 00"	20	0	24.0	LF	1	20' 00"	20	0	24.0	LF	1	20' 00"	20	0	24.0	LF	1	20' 00"	20	0	24.0	400a	412a	1042p	1054p
Sunday	27-Mar-05	Sunday early morning				Sunday morning				Sunday afternoon				Sunday early evening				Sunday late evening																	
99 Arrow Rd – Jane	8.00	LF	1	15' 00"	15	0	32.0	LF	1	20' 00"	20	0	24.0	LF	1	20' 00"	20	0	24.0	LF	1	20' 00"	20	0	24.0	LF	1	20' 00"	20	0	24.0	400a	409a	1020p	1032p
5 AVENUE RD	MtD/Wtl																																		
Monday to Friday	24-Nov-08	Monday-Friday morning peak period				Monday-Friday midday				Monday-Friday afternoon peak period				Monday-Friday early evening				Monday-Friday late evening																	
5 Eglinton Stn – Queen's Park	11.92	LF	4	12' 00"	48	0	14.9							LF	3	16' 00"	48	0	14.9	LF	1.5	30' 00"	45	0	15.9	LF	1.5	30' 00"	45	0	15.9	618a	554a	916a	848a
5C Eglinton Stn – Gerrard	13.39							LF	2	30' 00"	51	9	15.8																						
																												Alternates trips with 56 LEASIDE		Alternates trips with 56 LEASIDE					
Saturday	29-Nov-08	Saturday early morning				Saturday morning				Saturday afternoon				Saturday early evening				Saturday late evening																	
5 Eglinton Stn – Queen's Park	11.92	LF	2	20' 00"	40	0	17.9	LF	2	20' 00"	40	0	17.9	LF	2	20' 00"	40	0	17.9	LF	1.5	30' 00"	45	0	15.9	LF	1.5	30' 00"	45	0	15.9	600a	540a	1252a	100a
																												Alternates trips with 56 LEASIDE		Alternates trips with 56 LEASIDE					
Sunday	23-Nov-08	Sunday morning				Sunday afternoon				Sunday early evening				Sunday late evening																					
5 Eglinton Stn – Queen's Park	11.92							LF	1.5	30' 00"	40	5	17.9	LF	1.5	30' 00"	40	5	17.9	LF	1.5	30' 00"	40	5	17.9	LF	1.5	30' 00"	40	5	17.9	835a	815a	105a	115a
																												Alternates trips with 56 LEASIDE		Alternates trips with 56 LEASIDE					



TORONTO TRANSIT COMMISSION

SERVICE SUMMARY

September 5 to October 9, 2010

Route	RT dist (km) and date of last change	Run time			Term time (min)	Avg spd (km/h)	Run time			Term time (min)	Avg spd (km/h)	Run time			Term time (min)	Avg spd (km/h)	Run time			Term time (min)	Avg spd (km/h)	First dep NB or WB	First dep SB or EB	Last dep NB or WB	Last dep SB or EB										
		Veh type	No. of Veh	Service interval			Veh type	No. of Veh	Service interval			Veh type	No. of Veh	Service interval			Veh type	No. of Veh	Service interval							Veh type	No. of Veh	Service interval							
61 AVENUE RD NORTH &	Will																																		
Monday to Friday	07-Sep-10	Monday-Friday morning peak period						Monday-Friday midday						Monday-Friday afternoon peak period						Monday-Friday early evening						Monday-Friday late evening									
61A Eglinton Stn – Highway 401	10.85	LF	4	12 ' 00 "	44	4	14.8	LF	3	15 ' 00 "	40	5	16.3	LF	4	12 ' 00 "	44	4	14.8	LF	2	20 ' 00 "	40	0	16.3	LF	1.5	30 ' 00 "	35	5	18.6	552a	526a	120a	107a
Alternates trips with 51 LESLIE																																			
Saturday	29-Nov-08	Saturday early morning						Saturday morning						Saturday afternoon						Saturday early evening						Saturday late evening									
61A Eglinton Stn – Highway 401	10.85	LF	1.5	30 ' 00 "	35	5	18.4	LF	2	20 ' 00 "	40	0	16.3	LF	2	20 ' 00 "	40	0	16.3	LF	1.5	30 ' 00 "	35	5	18.6	LF	1.5	30 ' 00 "	35	5	18.6	540a	558a	100a	1247a
Alternates trips with 51 LESLIE																																			
Sunday	23-Nov-08	Sunday morning						Sunday afternoon						Sunday early evening						Sunday late evening															
61A Eglinton Stn – Highway 401	10.85							LF	2	20 ' 00 "	40	0	16.3	LF	2	20 ' 00 "	40	0	16.3	LF	1.5	30 ' 00 "	35	5	18.6	LF	1.5	30 ' 00 "	35	5	18.6	805a	748a	100a	1247a
Alternates trips with 51 LESLIE																																			
511 BATHURST	Ron																																		
Monday to Friday	07-Sep-10	Monday-Friday morning peak period						Monday-Friday midday						Monday-Friday afternoon peak period						Monday-Friday early evening						Monday-Friday late evening									
511 Bathurst Stn – Exhibition	9.41	CLRV	9	5 ' 40 "	46	5	12.3	CLRV	9	5 ' 40 "	48	3	11.8	CLRV	9	6 ' 00 "	48	6	11.8	CLRV	5	9 ' 00 "	44	1	12.8	CLRV	4	10 ' 00 "	40	0	14.1	520a	520a	130a	130a
Saturday	11-Sep-10	Saturday early morning						Saturday morning						Saturday afternoon						Saturday early evening						Saturday late evening									
511 Bathurst Stn – Exhibition	9.41	CLRV	7	6 ' 00 "	42	0	13.4	CLRV	8	6 ' 15 "	46	4	12.3	CLRV	8	6 ' 15 "	46	4	12.3	CLRV	7	7 ' 00 "	43	6	13.1	CLRV	5	8 ' 00 "	40	0	14.1	523a	501a	132a	128a
Sunday	05-Sep-10	Sunday morning						Sunday afternoon						Sunday early evening						Sunday late evening															
511 Bathurst Stn – Exhibition	9.41							CLRV	5	9 ' 30 "	45	3	12.5	CLRV	6	8 ' 20 "	45	5	12.5	CLRV	4	10 ' 00 "	40	0	14.1	CLRV	4	10 ' 00 "	40	0	14.1	850a	828a	130a	130a
Overnight service on Bathurst Street provided by 310 BATHURST																																			
7 BATHURST &	Will																																		
Monday to Friday	21-Jun-10	Monday-Friday morning peak period						Monday-Friday midday						Monday-Friday afternoon peak period						Monday-Friday early evening						Monday-Friday late evening									
7 Bathurst Stn – Steeles	29.74	LF	20	5 ' 30 "	108	2	16.5	LF	16	6 ' 30 "	102	2	17.5	LF	17	6 ' 40 "	108	5	16.5	LF	11	7 ' 30 "	80	3	22.3	LF	6	12 ' 30 "	75	0	23.8	527a	440a	140a	1255a
Saturday	26-Jun-10	Saturday early morning						Saturday morning						Saturday afternoon						Saturday early evening						Saturday late evening									
7 Bathurst Stn – Steeles	29.74	LF	8	10 ' 00 "	80	0	22.3	LF	11	8 ' 30 "	90	4	19.8	LF	15	6 ' 15 "	90	4	19.8	LF	9	9 ' 00 "	81	0	22.0	LF	6	12 ' 30 "	75	0	23.8	518a	440a	134a	1250a
Sunday	21-Jun-10	Sunday morning						Sunday afternoon						Sunday early evening						Sunday late evening															
7 Bathurst Stn – Steeles	29.74							LF	10	9 ' 00 "	88	2	20.3	LF	14	6 ' 30 "	88	3	20.3	LF	9	9 ' 00 "	80	1	22.3	LF	6	12 ' 00 "	72	0	24.8	900a	810a	134a	1252a
310 BATHURST &	Will																																		
Overnight, 7 days a week	03-Jan-10	Monday-Friday overnight						Saturday overnight						Sunday overnight																					
310 Exhibition – Steeles	38.79	LF	3	30 ' 00 "	90	0	25.9	LF	3	30 ' 00 "	90	0	25.9	LF	3	30 ' 00 "	90	0	25.9																
160 BATHURST NORTH &	Will	Service outside Toronto north of Steeles Avenue is provided under contract to York Region																																	
Monday to Friday	21-Jun-10	Monday-Friday morning peak period						Monday-Friday midday						Monday-Friday afternoon peak period						Monday-Friday early evening						Monday-Friday late evening									
160 Wilson Stn – Centre St	22.58	LF	4	20 ' 00 "	77	3	17.6	LF	3	25 ' 00 "	72	3	18.8	LF	4	21 ' 00 "	84	0	16.1	LF	3	30 ' 00 "	71	19	19.1										
Saturday	26-Jun-10	Saturday early morning						Saturday morning						Saturday afternoon						Saturday early evening						Saturday late evening									
160 Wilson Stn – Centre St	22.58	LF	3	24 ' 00 "	69	3	19.6	LF	3	24 ' 00 "	69	3	19.6	LF	3	24 ' 00 "	69	3	19.6							LF	1	40 ' 00 "	40	0	25.3	515a	557a	600p	618p
160A Wilson Stn – Steeles	16.87																																		
Sunday	20-Jun-10	Sunday morning						Sunday afternoon						Sunday early evening						Sunday late evening															
160 Wilson Stn – Centre St	22.58							LF	3	24 ' 00 "	69	3	19.6	LF	3	24 ' 00 "	69	3	19.6							LF	1	40 ' 00 "	40	0	25.3	803a	845a	705p	720p
160A Wilson Stn – Steeles	16.87																																		



TORONTO TRANSIT COMMISSION

SERVICE SUMMARY

September 5 to October 9, 2010

Route	RT dist (km) and date of last change	Monday-Friday morning peak period					Monday-Friday midday					Monday-Friday afternoon peak period					Monday-Friday early evening					Monday-Friday late evening					First dep NB or WB	First dep SB or EB	Last dep NB or WB	Last dep SB or EB												
		Veh type	No. of Veh	Service interval	Run time (min)	Term time (min)	Avg spd (km/h)	Veh type	No. of Veh	Service interval	Run time (min)	Term time (min)	Avg spd (km/h)	Veh type	No. of Veh	Service interval	Run time (min)	Term time (min)	Avg spd (km/h)	Veh type	No. of Veh	Service interval	Run time (min)	Term time (min)	Avg spd (km/h)	Veh type					No. of Veh	Service interval	Run time (min)	Term time (min)	Avg spd (km/h)							
6 BAY &	MtD																																									
Monday to Friday	07-Sep-10	Monday-Friday morning peak period																																								
6 Dupont – Queens Quay & Jarvis via Ferry Docks	11.49	LF	9	6 ' 30 "	55	4	12.5	LF	5	12 ' 00 "	60	0	11.5	LF	6	10 ' 30 "	60	3	11.5	LF	3	17 ' 00 "	51	0	13.5	LF	2	24 ' 00 "	48	0	14.4	535a	508a	119a	1255a							
6A Bloor (Davenport/Yonge) – Queens Quay & Yonge	10.61													LF	5	10 ' 30 "	48	5	13.3													326p	258p	615p	546p							
6B Bloor (Davenport/Yonge) – Dundas	4.36	LF	4	6 ' 30 "	25	1	10.5																										743a	730a	914a	901a						
Combined/Average			13	3 ' 15 "				5	12 ' 00 "					11	5 ' 15 "					3	17 ' 00 "					2	24 ' 00 "															
Saturday	26-Jun-10	Saturday early morning																																								
6 Dupont – Queens Quay & Jarvis via Ferry Docks	11.49	LF	2	30 ' 00 "	60	0	11.5	LF	4	15 ' 00 "	60	0	11.5	LF	4	15 ' 00 "	60	0	11.5	LF	3	17 ' 00 "	50	1	13.8	LF	2	24 ' 00 "	48	0	14.4	530a	507a	119a	1255a							
Sunday	20-Jun-10	Sunday early morning																																								
6 Dupont – Queens Quay & Jarvis via Ferry Docks	11.49	LF	2	30 ' 00 "	60	0	11.5	LF	4	15 ' 00 "	60	0	11.5	LF	4	15 ' 00 "	60	0	11.5	LF	3	17 ' 00 "	50	1	13.8	LF	2	24 ' 00 "	48	0	14.4	530a	507a	119a	1255a							
11 BAYVIEW & and 28 DAVISVILLE &	Wil																																									
Monday to Friday	07-Sep-10	Monday-Friday morning peak period																																								
11 Davisville Stn – Steeles via Sunnybrook	28.36	LF	9.5	12 ' 00 "	112	2	15.2	LF	8	12 ' 00 "	91	5	18.7	LF	8	13 ' 00 "	104	0	16.4	LF	3.5	20 ' 00 "	70	0	24.3	LF	3	30 ' 00 "	66	24	25.8	518a	600a	109a	104a							
11 Davisville Stn – Steeles via Sunnybrook	28.36		1	Trippler																																						
11C Davisville Stn – Sunnybrook	8.64													LF	1.5	20 ' 00 "	30	0	17.3	LF	1	30 ' 00 "	27	3	19.2										729p	747p	1255a	1239a				
28 Davisville Stn – Bayview	4.38	LF	2.5	12 ' 00 "	28	2	9.4							LF	2	13 ' 00 "	25	1	10.5																	709a	722a	926a	924a			
Combined/Average			13	6 ' 00 "				8	12 ' 00 "					10	6 ' 30 "					5	10 ' 00 "					4	15 ' 00 "									352p	341p	615p	617p			
Saturday	15-May-10	Saturday early morning																																								
11 Davisville Stn – Steeles via Sunnybrook	28.36	LF	3.5	24 ' 00 "	77	7	22.1	LF	3.5	24 ' 00 "	80	4	21.3	LF	3.5	24 ' 00 "	80	4	21.3	LF	5	16 ' 00 "	80	0	21.3	LF	3	24 ' 00 "	66	6	25.8	617a	639a	106a	1251a							
11C Davisville Stn – Sunnybrook	8.64	LF	1.5	24 ' 00 "	27	9	19.2	LF	1.5	24 ' 00 "	36	0	14.4	LF	1.5	24 ' 00 "	36	0	14.4																		535a	556a	543p	601p		
28A Davisville Stn – Brick Works	7.55	LF	1	30 ' 00 "	30	0	15.1	LF	1	30 ' 00 "	30	0	15.1	LF	1	30 ' 00 "	30	0	15.1																			745a	730a	315p	300p	
Combined/Average			6	8 ' 34 "				6	8 ' 34 "					6	8 ' 34 "					5	16 ' 00 "					3	24 ' 00 "															
Sunday	23-Nov-08	Sunday early morning																																								
11 Davisville Stn – Steeles via Sunnybrook	28.36							LF	2	35 ' 00 "	70	0	24.3	LF	3.5	20 ' 00 "	70	0	24.3	LF	3.5	20 ' 00 "	70	0	24.3	LF	3	24 ' 00 "	66	6	25.8	730a	805a	106a	1251a							
11C Davisville Stn – Sunnybrook	8.64	LF	2	15 ' 00 "	30	0	17.3	LF	1	35 ' 00 "	30	5	17.3	LF	1.5	20 ' 00 "	30	0	17.3	LF	1.5	20 ' 00 "	30	0	17.3														550a	605a	1025p	1000p
Combined/Average								3	17 ' 30 "					5	10 ' 00 "					5	10 ' 00 "					3	24 ' 00 "															



TORONTO TRANSIT COMMISSION

SERVICE SUMMARY

September 5 to October 9, 2010

Route	RT dist (km) and date of last change	Monday-Friday morning peak period					Monday-Friday midday					Monday-Friday afternoon peak period					Monday-Friday early evening					Monday-Friday late evening					First dep NB or WB	First dep SB or EB	Last dep NB or WB	Last dep SB or EB					
		Veh type	No. of Veh	Service interval	Run time (min)	Term time (min)	Avg spd (km/h)	Veh type	No. of Veh	Service interval	Run time (min)	Term time (min)	Avg spd (km/h)	Veh type	No. of Veh	Service interval	Run time (min)	Term time (min)	Avg spd (km/h)	Veh type	No. of Veh	Service interval	Run time (min)	Term time (min)	Avg spd (km/h)	Veh type					No. of Veh	Service interval	Run time (min)	Term time (min)	Avg spd (km/h)
9 BELLAMY &	Bir																																		
Monday to Friday	07-Sep-10	Monday-Friday morning peak period					Monday-Friday midday					Monday-Friday afternoon peak period					Monday-Friday early evening					Monday-Friday late evening													
9 Warden Stn – Scarborough Centre Stn	26.28	LF	5	15' 00"	72	3	21.9	LF	3	21' 40"	65	0	24.3	LF	5	15' 00"	72	3	21.9	LF	2	30' 00"	60	0	26.3	LF	2	30' 00"	60	0	26.3	500a	513a	100a	100a
Saturday	10-Jan-09	Saturday early morning					Saturday morning					Saturday afternoon					Saturday early evening					Saturday late evening													
9 Warden Stn – Scarborough Centre Stn	26.28	LF	2	30' 00"	60	0	26.3	LF	2	30' 00"	60	0	26.3	LF	2	30' 00"	60	0	26.3	LF	2	30' 00"	60	0	26.3	LF	2	30' 00"	60	0	26.3	630a	700a	100a	100a
Sunday	04-Jan-09	Sunday morning					Sunday afternoon					Sunday early evening					Sunday late evening																		
9 Warden Stn – Scarborough Centre Stn	26.28	LF	2	30' 00"	60	0	26.3	LF	2	30' 00"	60	0	26.3	LF	2	30' 00"	60	0	26.3	LF	2	30' 00"	60	0	26.3	LF	2	30' 00"	60	0	26.3	930a	1000a	100a	100a
17 BIRCHMOUNT &	Egl	Service outside Toronto north of Steeles Avenue is provided under contract to York Region																																	
Monday to Friday	07-Sep-10	Monday-Friday morning peak period					Monday-Friday midday					Monday-Friday afternoon peak period					Monday-Friday early evening					Monday-Friday late evening													
17 Warden Stn – Steeles	27.37	LF	12	6' 30"	74	4	22.3	LF	5	15' 30"	78	0	21.2	LF	4	18' 45"	75	0	21.9	LF	6	12' 00"	72	0	22.8	LF	3	22' 00"	66	0	24.9	545a	457a	107a	1250a
17A Warden Stn – 14th Ave	32.57	LF	1	19' 30"	96	2	20.4	LF					LF	5	18' 45"	91	2	21.4	LF					LF	2	30' 00"	60	0	26.3	514a	538a	621p	704p		
Combined/Average			13	6' 30"											9	9' 23"																			
		17 loops via Wintermute Every 3rd 17 operates as a 17A																																	
Saturday	29-Nov-08	Saturday early morning					Saturday morning					Saturday afternoon					Saturday early evening					Saturday late evening													
17 Warden Stn – Steeles	27.37	LF	3	20' 00"	60	0	27.4	LF	4	18' 00"	72	0	22.8	LF	4	18' 00"	72	0	22.8	LF	3	22' 00"	66	0	24.9	LF	3	22' 00"	66	0	24.9	518a	552a	105a	1250a
Sunday	23-Nov-08	Sunday morning					Sunday afternoon					Sunday early evening					Sunday late evening																		
17 Warden Stn – Steeles	27.37	LF	3	24' 00"	72	0	22.8	LF	3	24' 00"	72	0	22.8	LF	2	30' 00"	60	0	27.4	LF	2	30' 00"	60	0	27.4	LF	2	30' 00"	60	0	27.4	832a	839a	100a	1230a
2 BLOOR-DANFORTH &	DanSub																																		
Monday to Friday	07-Sep-10	Monday-Friday morning peak period					Monday-Friday midday					Monday-Friday afternoon peak period					Monday-Friday early evening					Monday-Friday late evening													
2 Kipling Stn – Kennedy Stn	52.46	6carHT	43	2' 21"	101	0	31.2	6carHT	24	4' 16"	102	0	30.8	6carHT	40	2' 30"	100	0	31.4	6carHT	24	4' 04"	98	0	32.3	6carHT	20	4' 52"	97	0	32.4	543a	541a	131a	131a
Saturday	19-May-07	Saturday early morning					Saturday morning					Saturday afternoon					Saturday early evening					Saturday late evening													
2 Kipling Stn – Kennedy Stn	52.46	6carHT	20	4' 52"	97	0	32.3	6carHT	20	4' 52"	97	0	32.3	6carHT	21	4' 43"	99	0	31.8	6carHT	20	4' 52"	97	0	32.3	6carHT	20	4' 52"	97	0	32.3	549a	549a	131a	131a
Sunday	13-May-07	Sunday morning					Sunday afternoon					Sunday early evening					Sunday late evening																		
2 Kipling Stn – Kennedy Stn	52.46	6carHT	20	4' 52"	97	0	32.3	6carHT	20	4' 52"	97	0	32.3	6carHT	20	4' 52"	97	0	32.3	6carHT	20	4' 52"	97	0	32.3	6carHT	20	4' 52"	97	0	32.3	849a	849a	131a	131a
300 BLOOR-DANFORTH &	Mtd/Bir/ Egl/Osy																																		
Overnight, 7 days a week	10-May-09	Monday-Friday overnight					Saturday overnight					Sunday overnight					Sunday Morning																		
300 West Mall – Warden	50.95	LF	4	30' 00"	120	0	25.5	LF	4	30' 00"	120	0	25.5	LF	4	30' 00"	120	0	25.5	LF	9	13' 30"	120	1	25.5										
300A Pearson Airport – Warden	75.97	LF	5	30' 00"	150	0	30.4	LF	5	30' 00"	150	0	30.4	LF	5	30' 00"	150	0	30.4	LF	11	13' 30"	140	8	32.5										
Combined/Average			9	15' 00"					9	15' 00"					9	15' 00"					20	6' 45"													



TORONTO TRANSIT COMMISSION

SERVICE SUMMARY

September 5 to October 9, 2010

Route	RT dist (km) and date of last change	Monday-Friday morning peak period					Monday-Friday midday					Monday-Friday afternoon peak period					Monday-Friday early evening					Monday-Friday late evening					First dep NB or WB	First dep SB or EB	Last dep NB or WB	Last dep SB or EB						
		Veh type	No. of Veh	Service interval	Run time (min)	Term time (min)	Avg spd (km/h)	Veh type	No. of Veh	Service interval	Run time (min)	Term time (min)	Avg spd (km/h)	Veh type	No. of Veh	Service interval	Run time (min)	Term time (min)	Avg spd (km/h)	Veh type	No. of Veh	Service interval	Run time (min)	Term time (min)	Avg spd (km/h)	Veh type					No. of Veh	Service interval	Run time (min)	Term time (min)	Avg spd (km/h)	
49 BLOOR WEST &	Qsy																																			
Monday to Friday	07-Sep-10	Monday-Friday morning peak period																																		
49 Kipling Stn – Markland Wood	9.40	LF	4	7 ' 30 "	28	2	20.1	LF	2	15 ' 00 "	22	8	25.6	LF	3	10 ' 00 "	30	0	18.8	LF	2	15 ' 00 "	24	6	23.5	LF	1	30 ' 00 "	30	0	18.8	600a	540a	121a	131a	
Saturday	20-Feb-10	Saturday early morning																																		
49 Kipling Stn – Markland Wood	9.40	LF	1	20 ' 00 "	20	0	28.2	LF	1	24 ' 00 "	22	2	25.6	LF	1	24 ' 00 "	22	2	25.6	LF	1	30 ' 00 "	22	8	25.6	LF	1	30 ' 00 "	22	8	25.6	606a	545a	120a	130a	
Sunday	05-Sep-10	Sunday morning																																		
49 Kipling Stn – Markland Wood	9.40							LF	1	30 ' 00 "	22	8	25.6	LF	1	30 ' 00 "	22	8	25.6	LF	1	30 ' 00 "	22	8	25.6	LF	1	30 ' 00 "	22	8	25.6	920a	900a	120a	130a	
Overnight service east of West Mall provided by 300 BLOOR-DANFORTH																																				
21 BRIMLEY &	Mal																																			
Monday to Friday	07-Sep-10	Monday-Friday morning peak period																																		
21 Kennedy Stn – Steeles	27.49							LF	4	20 ' 00 "	80	0	20.6							LF	4	20 ' 00 "	76	4	21.7	LF	3	30 ' 00 "	76	14	21.7	900a	840a	100a	108a	
21A Kennedy Stn – Scarborough Centre Stn	13.24	LF	3	13 ' 20 "	40	0	19.9						LF	4	10 ' 00 "	40	0	20.1															525a	505a	630p	620p
21B Scarborough Centre Stn – Steeles	14.23	LF	6	6 ' 40 "	40	0	21.3						LF	5	8 ' 00 "	40	0	21.3															537a	520a	650p	720p
Combined/Average			9											9																						
Saturday	03-Apr-10	Saturday early morning																																		
21 Kennedy Stn – Steeles	27.49	LF	3	30 ' 00 "	76	14	21.7	LF	4	20 ' 00 "	76	4	21.7	LF	5	16 ' 00 "	76	4	21.7	LF	4	20 ' 00 "	76	4	21.7	LF	3	30 ' 00 "	76	14	21.7	557a	640a	100a	105a	
Sunday	28-Mar-10	Sunday morning																																		
21 Kennedy Stn – Steeles	27.49							LF	3	30 ' 00 "	76	14	21.7	LF	4	20 ' 00 "	76	4	21.7	LF	3	30 ' 00 "	76	14	21.7	LF	3	30 ' 00 "	76	14	21.7	757a	810a	100a	105a	
8 BROADVIEW &	Bir																																			
Monday to Friday	24-Nov-08	Monday-Friday morning peak period																																		
8 Broadview Stn – Coxwell	8.38	LF	1	30 ' 00 "	30	0	16.8	LF	1	30 ' 00 "	30	0	16.8	LF	1	30 ' 00 "	30	0	16.8	LF	1	30 ' 00 "	30	0	16.8	LF	1	30 ' 00 "	24	6	21.0	630a	615a	1255a	115a	
Saturday	29-Nov-08	Saturday early morning																																		
8 Broadview Stn – Coxwell	8.38	LF	1	30 ' 00 "	30	0	16.8	LF	1	30 ' 00 "	30	0	16.8	LF	1	30 ' 00 "	30	0	16.8	LF	1	30 ' 00 "	24	6	21.0	LF	1	30 ' 00 "	24	6	21.0	630a	615a	1255a	115a	
Sunday	23-Nov-08	Sunday morning																																		
8 Broadview Stn – Coxwell	8.38							LF	1	30 ' 00 "	24	6	21.0	LF	1	30 ' 00 "	24	6	21.0	LF	1	30 ' 00 "	24	6	21.0	LF	1	30 ' 00 "	24	6	21.0	903a	845a	1255a	115a	
50 BURNHAMTHORPE &	Qsy																																			
Monday to Friday	07-Sep-10	Monday-Friday morning peak period																																		
50 Islington Stn – Mill Rd	11.44	LF	5	8 ' 00 "	40	0	17.2	LF	2	20 ' 00 "	36	4	19.1	LF	3	13 ' 00 "	39	0	17.6	LF	2	15 ' 00 "	30	0	22.9	LF	1	30 ' 00 "	26	4	26.4	545a	530a	115a	100a	
Saturday	09-Jan-10	Saturday early morning																																		
50 Islington Stn – Mill Rd	11.44	LF	2	15 ' 00 "	26	4	26.4	LF	2	20 ' 00 "	30	10	22.9	LF	2	20 ' 00 "	30	10	22.9	LF	1	30 ' 00 "	26	4	26.4	LF	1	30 ' 00 "	26	4	26.4	620a	620a	115a	100a	
Sunday	03-Jan-10	Sunday morning																																		
50 Islington Stn – Mill Rd	11.44							LF	2	17 ' 30 "	30	5	22.9	LF	2	17 ' 30 "	30	5	22.9	LF	1	30 ' 00 "	26	4	26.4	LF	1	30 ' 00 "	26	4	26.4	815a	830a	115a	100a	



TORONTO TRANSIT COMMISSION

SERVICE SUMMARY

September 5 to October 9, 2010

Route	RT dist (km) and date of last change	Veh type	No. of Veh	Service interval	Run time (min)	Term time (min)	Avg spd (km/h)	Veh type	No. of Veh	Service interval	Run time (min)	Term time (min)	Avg spd (km/h)	Veh type	No. of Veh	Service interval	Run time (min)	Term time (min)	Avg spd (km/h)	Veh type	No. of Veh	Service interval	Run time (min)	Term time (min)	Avg spd (km/h)	Veh type	No. of Veh	Service interval	Run time (min)	Term time (min)	Avg spd (km/h)	First dep NB or WB	First dep SB or EB	Last dep NB or WB	Last dep SB or EB							
120 CALVINGTON &	Anw																																									
Monday to Friday	24-Nov-08		Monday-Friday morning peak period					Monday-Friday midday					Monday-Friday afternoon peak period					Monday-Friday early evening					Monday-Friday late evening																			
120 Wilson Stn – Sheppard & Jane via deHavilland	20.65	LF	2	30'00"	60	0	20.7	LF	2	30'00"	60	0	20.7	LF	2	30'00"	60	0	20.7	LF	2	30'00"	60	0	20.7	LF	2	30'00"	60	0	20.7	630a	603a	100a	1230a							
Saturday	29-Nov-08		Saturday early morning					Saturday morning					Saturday afternoon					Saturday early evening					Saturday late evening																			
120 Wilson Stn – Sheppard & Jane via deHavilland	20.65	LF	2	30'00"	60	0	20.7	LF	2	30'00"	60	0	20.7	LF	2	30'00"	60	0	20.7	LF	2	30'00"	60	0	20.7	LF	2	30'00"	60	0	20.7	630a	603a	100a	1230a							
Sunday	23-Nov-08		Sunday morning					Sunday afternoon					Sunday early evening					Sunday late evening																								
120 Wilson Stn – Sheppard & Jane via deHavilland	20.65	LF	2	30'00"	60	0	20.7	LF	2	30'00"	60	0	20.7	LF	2	30'00"	60	0	20.7	LF	2	30'00"	60	0	20.7	LF	2	30'00"	60	0	20.7	900a	833a	100a	1230a							
506 CARLTON	Ron/Rus																																									
Monday to Friday	07-Sep-10		Monday-Friday morning peak period					Monday-Friday midday					Monday-Friday afternoon peak period					Monday-Friday early evening					Monday-Friday late evening																			
506 High Park – Main Street Stn	29.63	CLRV	32	3'45"	117	3	15.2	CLRV	24	5'00"	120	0	14.8	CLRV	27	4'40"	123	3	14.5	CLRV	15	8'00"	117	3	15.2	CLRV	11	10'00"	106	4	16.8	530a	512a	1207a	100a							
Saturday	12-Sep-09		Saturday early morning					Saturday morning					Saturday afternoon					Saturday early evening					Saturday late evening																			
506 High Park – Main Street Stn	29.63	CLRV	14	7'09"	100	0	17.8	CLRV	18	6'15"	110	3	16.2	CLRV	21	6'00"	123	3	14.5	CLRV	13	8'30"	110	0	16.1	CLRV	11	10'00"	106	4	16.8	543a	515a	1207a	100a							
Sunday	06-Sep-09		Sunday early morning					Sunday morning					Sunday afternoon					Sunday early evening					Sunday late evening																			
506 High Park – Main Street Stn	29.63	CLRV	9	10'00"	90	0	19.8	CLRV	14	7'00"	95	3	18.7	CLRV	18	6'30"	115	2	15.5	CLRV	10	11'00"	110	0	16.2	CLRV	9	11'00"	99	0	18.0	530a	530a	1207a	1256a							
306 CARLTON	Ron/Rus																																									
Overnight, 7 days a week	25-Nov-07		Monday-Friday overnight					Saturday overnight					Sunday overnight																													
506 Dundas West Stn – Main Street Stn	29.63	CLRV	3	30'00"	90	0	19.8	CLRV	3	30'00"	90	0	19.8	CLRV	3	30'00"	90	0	19.8																							
126 CHRISTIE &	MtD																																									
Monday to Friday	04-Aug-09		Monday-Friday morning peak period					Monday-Friday midday					Monday-Friday afternoon peak period					Monday-Friday early evening					Monday-Friday late evening																			
126 Christie Stn – St Clair West Stn	6.12	LF	2	15'00"	30	0	12.2	LF	1	30'00"	26	4	14.1	LF	2	15'00"	30	0	12.2	LF	1	30'00"	24	6	15.3	LF	1	30'00"	24	6	15.3	600a	545a	100a	1245a							
Saturday	08-Aug-09		Saturday early morning					Saturday morning					Saturday afternoon					Saturday afternoon					Saturday afternoon																			
126 Christie Stn – St Clair West Stn	6.12	LF	1	30'00"	24	6	15.3	LF	1	30'00"	26	4	14.1	LF	1	30'00"	26	4	14.1	LF	1	30'00"	24	6	15.3	LF	1	30'00"	24	6	15.3	600a	545a	100a	1245a							
Sunday	02-Aug-09		Sunday morning					Sunday afternoon					Sunday afternoon					Sunday afternoon																								
126 Christie Stn – St Clair West Stn	6.12	LF	1	30'00"	24	6	15.3	LF	1	30'00"	24	6	15.3	LF	1	30'00"	24	6	15.3	LF	1	30'00"	24	6	15.3	LF	1	30'00"	24	6	15.3	830a	845a	100a	1245a							
20 CLIFFSIDE &	Bir																																									
Monday to Friday	29-Mar-10		Monday-Friday morning peak period					Monday-Friday midday					Monday-Friday afternoon peak period					Monday-Friday early evening					Monday-Friday late evening																			
20 Kennedy Stn – Main Street Stn	19.75	LF	5	13'00"	65	0	18.2	LF	3	20'00"	60	0	19.8	LF	4	16'15"	65	0	18.2	LF	3	20'00"	60	0	19.8	LF	1.5	30'00"	48	1	24.7	520a	450a	100a	105a							
Saturday	29-Nov-08		Saturday early morning					Saturday morning					Saturday afternoon					Saturday early evening					Saturday late evening																			
20 Kennedy Stn – Main Street Stn	19.75	LF	3	20'00"	60	0	19.8	LF	4	18'00"	65	7	18.2	LF	4	18'00"	65	7	18.2	LF	2	30'00"	60	0	19.8	LF	1.5	30'00"	48	1	24.7	530a	500a	100a	105a							
Sunday	23-Nov-08		Sunday morning					Sunday afternoon					Sunday early evening					Sunday late evening																								
20 Kennedy Stn – Main Street Stn	19.75	LF	3	20'00"	60	0	19.8	LF	3	20'00"	60	0	19.8	LF	1.5	30'00"	48	1	24.7	LF	1.5	30'00"	48	1	24.7	LF	1.5	30'00"	48	1	24.7	907a	900a	100a	105a							



TORONTO TRANSIT COMMISSION

SERVICE SUMMARY

September 5 to October 9, 2010

Route	RT dist (km) and date of last change	Monday-Friday morning peak period					Monday-Friday midday					Monday-Friday afternoon peak period					Monday-Friday early evening					Monday-Friday late evening					First dep NB or WB	First dep SB or EB	Last dep NB or WB	Last dep SB or EB					
		Veh type	No. of Veh	Service interval	Run time (min)	Term time (min)	Avg spd (km/h)	Veh type	No. of Veh	Service interval	Run time (min)	Term time (min)	Avg spd (km/h)	Veh type	No. of Veh	Service interval	Run time (min)	Term time (min)	Avg spd (km/h)	Veh type	No. of Veh	Service interval	Run time (min)	Term time (min)	Avg spd (km/h)	Veh type					No. of Veh	Service interval	Run time (min)	Term time (min)	Avg spd (km/h)
87 COSBURN &	Bir																																		
Monday to Friday	07-Sep-10																																		
87 Broadview Stn – Main Street Stn	14.40	LF	6	10 ' 00 "	55	5	15.7					LF	8	6 ' 15 "	49	1	17.6					LF	2	22 ' 30 "	41	4	21.1	547a	605a	130a	128a				
87A Broadview Stn – Main Street Stn via East York Acres	14.81							LF	3	20 ' 00 "	54	6	16.5									LF	3	16 ' 40 "	50	0	17.8	932a	920a	314p	310p				
87B Broadview Stn – Coxwell	8.53	LF	3	10 ' 00 "	29	1	17.6																												
Combined/Average			9	5 ' 00 "				3	20 ' 00 "			8	6 ' 15 "					3	16 ' 40 "			2	22 ' 30 "												
Saturday	29-Nov-08																																		
87 Broadview Stn – Main Street Stn	14.40	LF	2	25 ' 00 "	50	0	17.3															LF	1.5	30 ' 00 "	45	0	19.2	600a	600a	100a	123a				
87A Broadview Stn – Main Street Stn via East York Acres	14.81							LF	2	25 ' 00 "	50	0	17.8	LF	2	25 ' 00 "	50	0	17.8	LF	2	25 ' 00 "	50	0	17.8										
Sunday	23-Nov-08																																		
87 Broadview Stn – Main Street Stn	14.40																					LF	1.5	30 ' 00 "	45	0	19.2	830a	830a	130a	123a				
87A Broadview Stn – Main Street Stn via East York Acres	14.81							LF	2	25 ' 00 "	50	0	17.8	LF	2	25 ' 00 "	50	0	17.8																
Overnight service west of Coxwell Avenue provided by 322 COXWELL																																			
22 COXWELL &	Bir																																		
Monday to Friday	03-Aug-10																																		
22 Coxwell Stn – Queen	4.36	LF	3	8 ' 00 "	24	0	10.9	LF	3	8 ' 00 "	24	0	10.9	LF	4	6 ' 00 "	24	0	10.9																
22A Coxwell Stn – Victoria Park	11.07			See 502 DOWNTOWNER and 503 KINGSTON RD						See 502 DOWNTOWNER												LF	4	10 ' 00 "	40	0	16.6	700p	650p	138a	210a				
Saturday	07-Aug-10																																		
22A Coxwell Stn – Victoria Park	11.07	LF	3	12 ' 00 "	36	0	18.5	LF	4	11 ' 00 "	44	0	15.1	LF	4	11 ' 00 "	44	0	15.1	LF	3	15 ' 00 "	44	1	15.1	LF	3	15 ' 00 "	36	9	18.5	547a	529a	148a	210a
Sunday	01-Aug-10																																		
22A Coxwell Stn – Victoria Park	11.07							LF	4	10 ' 00 "	40	0	16.6	LF	4	10 ' 00 "	40	0	16.6	LF	3	15 ' 00 "	40	5	16.6	LF	3	15 ' 00 "	36	9	18.5	840a	840a	148a	210a
322 COXWELL &	Bir																																		
Overnight, 7 days a week	17-Feb-09																																		
322 Broadview Stn via Cosburn – Victoria Park Stn via Kingston Rd	22.61	LF	1.3	30 ' 00 "	39	0	34.8	LF	1.3	30 ' 00 "	39	0	34.8	LF	1.3	30 ' 00 "	39	0	34.8																
				Alternates trips with 324 VICTORIA PARK						Alternates trips with 324 VICTORIA PARK																									



TORONTO TRANSIT COMMISSION

SERVICE SUMMARY

September 5 to October 9, 2010

Route	RT dist (km) and date of last change	Veh type	No. of Veh	Service interval	Run time (min)	Term time (min)	Avg spd (km/h)	Veh type	No. of Veh	Service interval	Run time (min)	Term time (min)	Avg spd (km/h)	Veh type	No. of Veh	Service interval	Run time (min)	Term time (min)	Avg spd (km/h)	Veh type	No. of Veh	Service interval	Run time (min)	Term time (min)	Avg spd (km/h)	First dep NB or WB	First dep SB or EB	Last dep NB or WB	Last dep SB or EB																									
42 CUMMER &	Will																																																					
Monday to Friday	24-Nov-08		Monday-Friday morning peak period				Monday-Friday midday				Monday-Friday afternoon peak period				Monday-Friday early evening				Monday-Friday late evening																																			
42 Finch Stn – Victoria Park	18.41	LF	5	11 ' 15 "	50	6	22.1							LF	4	13 ' 00 "	52	0	21.2								634a	651a	900a	831a																								
42 Finch Stn – Victoria Park	18.41	LF	1	Tripper																						332p	306p	649p	634p																									
42A Finch Stn – Middlefield	31.20	LF	4	22 ' 30 "	88	2	21.3	LF	3	30 ' 00 "	84	6	22.3	LF	3.5	26 ' 00 "	91	0	20.6	LF	4	20 ' 00 "	80	0	23.4	LF	3	30 ' 00 "	80	10	23.4	710a	645a	1245a	100a																			
42B Finch Stn – Kennedy	23.16	LF	3	22 ' 30 "	62	6	22.4	LF	2	30 ' 00 "	60	0	23.2	LF	2.5	26 ' 00 "	65	0	21.4	LF	3	20 ' 00 "	58	2	24.0						530a	607a	1011p	940p																				
Combined/Average			13	5 ' 37 "				5	15 ' 00 "					10	6 ' 30 "					7	10 ' 00 "																																	
Saturday	29-Nov-08		Saturday early morning				Saturday morning				Saturday afternoon				Saturday early evening				Saturday late evening																																			
42A Finch Stn – Middlefield	31.20	LF	4	20 ' 00 "	80	0	23.4	LF	3	30 ' 00 "	85	5	22.0	LF	3	30 ' 00 "	85	5	22.0	LF	3	30 ' 00 "	80	10	23.4	LF	3	30 ' 00 "	80	10	23.4	710a	630a	1245a	100a																			
42B Finch Stn – Kennedy	21.98	LF						LF	2	30 ' 00 "	60	0	22.0	LF	2	30 ' 00 "	60	0	22.0													1115a	1045a	715p	645p																			
Combined/Average								5	15 ' 00 "					5	15 ' 00 "																																							
Sunday	05-Sep-10		Sunday morning				Sunday afternoon				Sunday early evening				Sunday late evening																																							
42A Finch Stn – Middlefield	31.20							LF	4	20 ' 00 "	80	0	23.4	LF	4	20 ' 00 "	80	0	23.4	LF	3	30 ' 00 "	80	10	23.4	LF	3	30 ' 00 "	80	10	23.4	740a	820a	1245a	100a																			
113 DANFORTH &	Bir																																																					
Monday to Friday	07-Sep-10		Monday-Friday morning peak period				Monday-Friday midday				Monday-Friday afternoon peak period				Monday-Friday early evening				Monday-Friday late evening																																			
113 Main Street Stn – Kennedy Stn	15.03	LF	4	12 ' 45 "	51	0	17.7	LF	2	25 ' 00 "	50	0	18.0	LF	4	14 ' 00 "	55	1	16.4	LF	3	18 ' 00 "	54	0	16.7	LF	2	24 ' 00 "	48	0	18.8	537a	514a	140a	116a																			
Saturday	09-Sep-06		Saturday early morning				Saturday morning				Saturday afternoon				Saturday early evening				Saturday late evening																																			
113 Main Street Stn – Kennedy Stn	15.03	LF	2	24 ' 00 "	48	0	18.8	LF	3	18 ' 00 "	54	0	16.7	LF	3	18 ' 00 "	54	0	16.7	LF	2	30 ' 00 "	56	4	16.1	LF	1.5	30 ' 00 "	45	0	20.0	551a	515a	137a	115a																			
																											Alternates trips with 87 COSBURN																											
Sunday	17-Feb-08		Sunday morning				Sunday afternoon				Sunday early evening				Sunday late evening																																							
113 Main Street Stn – Kennedy Stn	15.03							LF	2	24 ' 00 "	48	0	18.8	LF	3	20 ' 00 "	48	12	18.8	LF	1.5	30 ' 00 "	45	0	20.0	LF	1.5	30 ' 00 "	45	0	20.0	812a	742a	138a	115a																			
																											Alternates trips with 87 COSBURN												Alternates trips with 87 COSBURN															
Overnight service on Danforth Avenue provided by 300 BLOOR-DANFORTH and overnight service on Danforth Road provided by 302 DANFORTH RD-McCOWAN																																																						
302 DANFORTH RD-McCOWAN &	Bir																																																					
Overnight, 7 days a week	17-Feb-08		Monday-Friday overnight				Saturday overnight				Sunday overnight																																											
302 Danforth Ave – Steeles	33.15	LF	2	30 ' 00 "	60	0	33.2	LF	2	30 ' 00 "	60	0	33.2	LF	2	30 ' 00 "	60	0	33.2																																			
127 DAVENPORT &	MtD																																																					
Monday to Friday	24-Nov-08		Monday-Friday morning peak period				Monday-Friday midday				Monday-Friday afternoon peak period				Monday-Friday early evening				Monday-Friday late evening																																			
127 Spadina Stn – St Clair & Old Weston Rd	12.15	LF	3	17 ' 00 "	50	1	14.6	LF	2	22 ' 30 "	45	0	16.2	LF	2	25 ' 00 "	50	0	14.6	LF	2	22 ' 30 "	45	0	16.2	LF	2	20 ' 00 "	40	0	18.2	545a	609a	110a	110a																			
Saturday	29-Nov-08		Saturday early morning				Saturday morning				Saturday afternoon				Saturday early evening				Saturday late evening																																			
127 Spadina Stn – St Clair & Old Weston Rd	12.15	LF	2	22 ' 30 "	45	0	16.2	LF	2	22 ' 30 "	45	0	16.2	LF	2	22 ' 30 "	45	0	16.2	LF	2	22 ' 30 "	45	0	16.2	LF	2	20 ' 00 "	40	0	18.2	600a	622a	110a	110a																			
Sunday	23-Nov-08		Sunday morning				Sunday afternoon				Sunday early evening				Sunday late evening																																							
127 Spadina Stn – St Clair & Old Weston Rd	12.15							LF	2	22 ' 30 "	45	0	16.2	LF	2	22 ' 30 "	45	0	16.2	LF	2	20 ' 00 "	40	0	18.2	LF	2	20 ' 00 "	40	0	18.2	905a	842a	110a	110a																			
28 DAVISVILLE &																																																						
28 Davisville Stn – Bayview			See 11 BAYVIEW																																																			
28A Davisville Stn – Brick Works																																																						



TORONTO TRANSIT COMMISSION

SERVICE SUMMARY

September 5 to October 9, 2010

Route	RT dist (km) and date of last change	Monday-Friday morning peak period					Monday-Friday midday					Monday-Friday afternoon peak period					Monday-Friday early evening					Monday-Friday late evening					First dep NB or WB	First dep SB or EB	Last dep NB or WB	Last dep SB or EB					
		Veh type	No. of Veh	Service interval	Run time (min)	Term time (min)	Avg spd (km/h)	Veh type	No. of Veh	Service interval	Run time (min)	Term time (min)	Avg spd (km/h)	Veh type	No. of Veh	Service interval	Run time (min)	Term time (min)	Avg spd (km/h)	Veh type	No. of Veh	Service interval	Run time (min)	Term time (min)	Avg spd (km/h)	Veh type					No. of Veh	Service interval	Run time (min)	Term time (min)	Avg spd (km/h)
23 DAWES &	Bir																																		
Monday to Friday	07-Sep-10	Monday-Friday morning peak period					Monday-Friday midday					Monday-Friday afternoon peak period					Monday-Friday early evening					Monday-Friday late evening													
23 Main Street Stn – St Clair	7.55	LF	6	5 ' 00 "	30	0	15.1	LF	3	10 ' 00 "	30	0	15.1	LF	4	7 ' 30 "	30	0	15.1	LF	2	15 ' 00 "	30	0	15.1	LF	1	30 ' 00 "	30	0	15.1	528a	515a	145a	130a
Saturday	21-Oct-06	Saturday early morning					Saturday morning					Saturday afternoon					Saturday early evening					Saturday late evening													
23 Main Street Stn – St Clair	7.55	LF	2	13 ' 00 "	26	0	17.4	LF	3	10 ' 00 "	30	0	15.1	LF	3	10 ' 00 "	30	0	15.1	LF	2	15 ' 00 "	30	0	15.1	LF	1	30 ' 00 "	30	0	15.1	537a	550a	145a	130a
Sunday	28-Mar-10	Sunday morning					Sunday afternoon					Sunday early evening					Sunday late evening																		
23 Main Street Stn – St Clair	7.55						LF	1	24 ' 00 "	24	0	18.9	LF	2	15 ' 00 "	30	0	15.1	LF	2	15 ' 00 "	30	0	15.1	LF	1	30 ' 00 "	30	0	15.1	840a	852a	100a	115a	
25 DON MILLS &	Egl																																		
Monday to Friday	07-Sep-10	Monday-Friday morning peak period					Monday-Friday midday					Monday-Friday afternoon peak period					Monday-Friday early evening					Monday-Friday late evening													
25 Pape Stn – Steeles	32.70	LF	34	3 ' 10 "	108	0	18.2	LF	18	6 ' 00 "	105	3	18.7	LF	29	3 ' 45 "	108	1	18.2	LF	15	6 ' 30 "	94	4	21.0	LF	7	12 ' 00 "	84	0	23.4	440a	520a	149a	110a
Saturday	23-Feb-08	Saturday early morning					Saturday morning					Saturday afternoon					Saturday early evening					Saturday late evening													
25 Pape Stn – Steeles	32.70	LF	9	10 ' 00 "	90	0	21.8	LF	19	5 ' 20 "	100	2	19.7	LF	19	5 ' 20 "	100	2	19.7	LF	9	10 ' 00 "	84	6	23.4	LF	6	15 ' 00 "	80	10	24.5	440a	520a	149a	110a
Sunday	03-Sep-06	Sunday early morning					Sunday morning					Sunday afternoon					Sunday early evening					Sunday late evening													
25 Pape Stn – Steeles	32.70	LF	3	30 ' 00 "	90	0	21.8	LF	14	7 ' 00 "	98	0	20.0	LF	17	6 ' 00 "	98	4	20.0	LF	8	10 ' 00 "	80	0	24.5	LF	6	15 ' 00 "	80	10	24.5	440a	520a	149a	110a
303 DON MILLS &	Egl																																		
Overnight, 7 days a week	04-Sep-05	Monday-Friday overnight					Saturday overnight					Sunday overnight																							
303 Steeles – Queen via Broadview	47.04	LF	3	30 ' 00 "	90	0	31.4	LF	3	30 ' 00 "	90	0	31.4	LF	3	30 ' 00 "	90	0	31.4																
108 DOWNSVIEW &	Arw																																		
Monday to Friday	07-Sep-10	Monday-Friday morning peak period					Monday-Friday midday					Monday-Friday afternoon peak period					Monday-Friday early evening					Monday-Friday late evening													
108 Downsview Stn – Jane	16.91	LF	4	13 ' 00 "	50	2	20.3	LF	2	24 ' 00 "	43	5	23.6	LF	2.5	20 ' 00 "	48	2	21.1	LF	4	11 ' 00 "	43	1	23.6	LF	3	15 ' 00 "	41	4	24.7	612a	545a	105a	106a
108A Downsview Stn – Jane via Grandravine	15.26	LF	4	13 ' 00 "	50	2	18.3	LF	2	24 ' 00 "	43	5	21.3	LF	2.5	20 ' 00 "	48	2	19.1																
Combined/Average			8	6 ' 30 "					4	12 ' 00 "					5	10 ' 00 "					4	11 ' 00 "					3	15 ' 00 "							
Saturday	03-Apr-10	Saturday early morning					Saturday morning					Saturday afternoon					Saturday early evening					Saturday late evening													
108 Downsview Stn – Jane	16.91	LF	3	15 ' 00 "	40	5	25.4	LF	4	12 ' 00 "	43	5	23.6	LF	6	7 ' 30 "	44	1	23.1	LF	2	22 ' 00 "	40	4	25.4	LF	2	22 ' 00 "	40	4	25.4	545a	615a	105a	105a
Sunday	28-Mar-10	Sunday morning					Sunday afternoon					Sunday early evening					Sunday late evening																		
108 Downsview Stn – Jane	16.91						LF	3	15 ' 00 "	40	5	25.4	LF	4	12 ' 00 "	44	4	23.1	LF	2	22 ' 00 "	40	4	25.4	LF	2	22 ' 00 "	40	4	25.4	830a	825a	105a	105a	
142 DOWNTOWN/ AVENUE RD EXPRESS &	Wil																																		
Monday to Friday	21-Jun-10	Monday-Friday morning peak period					Monday-Friday afternoon peak period																												
142 Downtown – Highway 401	24.41	LF	3	30 ' 00 "	90	0	16.3							LF	3	30 ' 00 "	90	0	16.3																
143 DOWNTOWN/ BEACH EXPRESS &	Bir																																		
Monday to Friday	19-Oct-09	Monday-Friday morning peak period					Monday-Friday afternoon peak period																												
143 Downtown – Neville Park	20.37	LF	3	Six WB trips										LF	2	Five EB trips																			



TORONTO TRANSIT COMMISSION

SERVICE SUMMARY

September 5 to October 9, 2010

Route	RT dist (km) and date of last change	Veh type	No. of Veh	Service interval	Run time (min)	Term time (min)	Avg spd (km/h)	Veh type	No. of Veh	Service interval	Run time (min)	Term time (min)	Avg spd (km/h)	Veh type	No. of Veh	Service interval	Run time (min)	Term time (min)	Avg spd (km/h)	Veh type	No. of Veh	Service interval	Run time (min)	Term time (min)	Avg spd (km/h)	First dep NB or WB	First dep SB or EB	Last dep NB or WB	Last dep SB or EB						
144 DOWNTOWN/ DON VALLEY EXPRESS	Egl																																		
Monday to Friday	04-Jan-10		Monday-Friday morning peak period							Monday-Friday afternoon peak period																									
144 Downtown – Wynford and Underhill	39.75													LF	4												410p		640p						
144A Underhill – Downtown	41.02	LF	5																									650a	802a						
144B Wynford – Downtown	32.19	LF	4																								645a	815a							
Combined/Average			9												4																				
145 DOWNTOWN/ HUMBER BAY EXPRESS	Qsy																																		
Monday to Friday	23-Nov-09		Monday-Friday morning peak period							Monday-Friday afternoon peak period																									
145 Kipling – Downtown	28.81	LF		Three EB trips						LF		Three WB trips																630a	730a						
145A Park Lawn – Downtown	23.74	LF		Two EB trips						LF		Three WB trips															550p	650p	830a						
Combined/Average			3								3																420p	520p							
141 DOWNTOWN/ MT PLEASANT EXPRESS	MtD																																		
Monday to Friday	19-Oct-09		Monday-Friday morning peak period							Monday-Friday afternoon peak period																									
141 Downtown – Eglinton	20.12	HF	3	Four SB trips						HF	2	Two NB trips															444p	710a	514p	835a					
502 DOWNTOWNER and 503 KINGSTON RD	Rus																																		
Monday to Friday	07-Sep-10		Monday-Friday morning peak period						Monday-Friday midday						Monday-Friday afternoon peak period																				
502 McCaul – Victoria Park	18.76	CLRV	7	12 ' 00 "	84	0	13.4	CLRV	4	20 ' 00 "	80	0	14.1	CLRV	6	15 ' 00 "	84	6	13.4								521a	603a	545p	630p					
503 York – Victoria Park	17.94	CLRV	6	12 ' 00 "	72	0	15.0	CLRV	5	15 ' 00 "	72	3	15.0	CLRV	5	15 ' 00 "	72	3	15.0								627a	703a	839a	803a					
Combined/Average			13	6 ' 00 "					11	7 ' 30 "																437p	358p	537p	613p						
Evening and weekend service on Kingston Road provided by 22 COXWELL. Overnight service on Kingston Road provided by 322 COXWELL.																																			
125 DREWRY	Wil																																		
Monday to Friday	04-Jan-10		Monday-Friday morning peak period						Monday-Friday midday						Monday-Friday afternoon peak period						Monday-Friday early evening						Monday-Friday late evening								
125 Finch Stn – Bathurst (Torresdale)	7.92	LF	4	8 ' 00 "	30	2	15.8	LF	1	30 ' 00 "	28	2	17.0	LF	3	10 ' 00 "	30	0	15.8	LF	2	15 ' 00 "	25	5	19.0	LF	1	30 ' 00 "	25	5	19.0	600a	542a	100a	1242a
Saturday	09-Jan-10		Saturday early morning						Saturday morning						Saturday afternoon						Saturday early evening						Saturday late evening								
125 Finch Stn – Bathurst (Torresdale)	7.92	LF	1	30 ' 00 "	25	5	19.0	LF	1	30 ' 00 "	28	2	17.0	LF	1	30 ' 00 "	28	2	17.0	LF	1	30 ' 00 "	25	5	19.0	LF	1	30 ' 00 "	25	5	19.0	630a	612a	100a	1242a
Sunday	03-Jan-10		Sunday morning						Sunday afternoon						Sunday early evening						Sunday late evening														
125 Finch Stn – Bathurst (Torresdale)	7.92							LF	1	30 ' 00 "	28	2	17.0	LF	1	30 ' 00 "	28	2	17.0	LF	1	30 ' 00 "	25	5	19.0	LF	1	30 ' 00 "	25	5	19.0	900a	844a	100a	1242a



SERVICE SUMMARY

September 5 to October 9, 2010

TORONTO TRANSIT COMMISSION

Route	RT dist (km) and date of last change	Veh type	No. of Veh	Service interval	Run time (min)	Term time (min)	Avg spd (km/h)	Veh type	No. of Veh	Service interval	Run time (min)	Term time (min)	Avg spd (km/h)	Veh type	No. of Veh	Service interval	Run time (min)	Term time (min)	Avg spd (km/h)	Veh type	No. of Veh	Service interval	Run time (min)	Term time (min)	Avg spd (km/h)	First dep NB or WB	First dep SB or EB	Last dep NB or WB	Last dep SB or EB										
29 DUFFERIN &	Will	<i>Italicised branch names are for internal use only</i>																																					
Monday to Friday	07-Sep-10	Monday-Friday morning peak period				Monday-Friday midday				Monday-Friday afternoon peak period				Monday-Friday early evening				Monday-Friday late evening																					
29 Wilson Stn–Exhibition (Dufferin Gate)	24.48							Lift	24	4 ' 00 "	96	0	15.3							Lift	22	3 ' 45 "	81	2	17.8	Lift	10	6 ' 30 "	64	1	22.6	820a	844a	304p	333p				
29 To Exhibition (Dufferin Gate)																																							
29 To Wilson Stn																																							
<i>29A Tycos Dr – Exhibition (Dufferin Gt)</i>																																							
29A To Exhibition (Dufferin Gate)	18.31	Lift	12	5 ' 15 "	61	2	17.4						Lift	13	6 ' 00 "	73	5	14.1																					
29A To Tycos																																							
<i>29D Wilson Stn–Exhibition (Princes' Gt)</i>																																							
29D To Exhibition (Princes' Gate)	27.12	Lift	19	5 ' 15 "	98	2	16.3						Lift	18	6 ' 00 "	105	3	15.1																					
29 To Wilson Stn																																							
Combined/Average			31	2 ' 37 "					24	4 ' 00 "				31	3 ' 00 "					22	3 ' 45 "					10	6 ' 30 "												
Saturday	11-Sep-10	Saturday early morning				Saturday morning				Saturday afternoon				Saturday early evening				Saturday late evening																					
29 Wilson Stn–Exhibition (Dufferin Gate)	24.48							Lift	14	7 ' 30 "	101	4	14.0	Lift	17	6 ' 00 "	101	1	14.4							Lift	6	11 ' 00 "	65	1	22.3	853a	804a	204a	142a				
29 To Exhibition (Dufferin Gate)																																							
29 To Wilson Stn																																							
<i>29D Wilson Stn–Exhibition (Princes' Gt)</i>																																							
29D To Exhibition (Princes' Gate)	27.12	Lift	13	6 ' 15 "	81	0	20.0	Lift	15	7 ' 30 "	112	1	14.5	Lift	19	6 ' 00 "	112	2	14.3	Lift	12	7 ' 20 "	88	0	18.5														
29 To Wilson Stn																																							
Combined/Average			13	6 ' 15 "					29	3 ' 45 "				36	3 ' 00 "					12	7 ' 20 "					6	11 ' 00 "												
Sunday	05-Sep-10	Sunday early morning				Sunday morning				Sunday afternoon				Sunday early evening				Sunday late evening																					
29 Wilson Stn–Exhibition (Dufferin Gate)	24.48							Lift	9.5	9 ' 30 "	89	1	16.3	Lift	15	6 ' 20 "	89	6	15.5	Lift	7	10 ' 00 "	70	0	21.0	Lift	6	11 ' 00 "	64	2	22.3	910a	830a	152a	141a				
29 To Exhibition (Dufferin Gate)																																							
29 To Wilson Stn																																							
<i>29D Wilson Stn–Exhibition (Princes' Gt)</i>																																							
29D To Exhibition (Princes' Gate)	27.12	Lift	7	10 ' 00 "	70	0	23.2	Lift	10.5	9 ' 30 "	99	1	16.3	Lift	16	6 ' 20 "	99	3	16.1																				
29 To Wilson Stn																																							
Combined/Average			7	10 ' 00 "					20	4 ' 45 "				31	3 ' 10 "					7	10 ' 00 "					6	11 ' 00 "												
329 DUFFERIN &	MtD/Will																																						
Overnight, 7 days a week	23-Nov-08	Monday-Friday overnight				Saturday overnight				Sunday overnight																													
329 Wilson Stn – Exhibition	30.75	LF	2.4	30 ' 00 "	71	0	26.0	LF	2.4	30 ' 00 "	71	0	26.0	LF	2.4	30 ' 00 "	71	0	26.0																				
		Alternates trips with 316 OSSINGTON				Alternates trips with 316 OSSINGTON				Alternates trips with 316 OSSINGTON																													
105 DUFFERIN NORTH &	Will	Service outside Toronto north of Steeles Avenue is provided under contract to York Region.																																					
Monday to Friday	23-Nov-09	Monday-Friday morning peak period				Monday-Friday midday				Monday-Friday afternoon peak period				Monday-Friday early evening				Monday-Friday late evening																					
105 Downsview Stn – Rutherford	23.58	LF	2.5	28 ' 00 "	61	9	23.2	LF	2	30 ' 00 "	56	4	25.3	LF	3.5	24 ' 00 "	75	9	18.9	LF	2	30 ' 00 "	55	5	25.7														
105B Downsview Stn – Major Mackenzie	27.93	LF	2.5	28 ' 00 "	69	1	24.3							LF	3.5	24 ' 00 "	83	1	20.2																				
105C Downsview Stn – Steeles	9.93																									LF	1	30 ' 00 "	30	0	19.9	1130p	1145p	100a	115a				
Combined/Average			5	14 ' 00 "					2	30 ' 00 "				7	12 ' 00 "					2	30 ' 00 "					1	30 ' 00 "												
Saturday	28-Nov-09	Saturday early morning				Saturday morning				Saturday afternoon				Saturday early evening				Saturday late evening																					
105 Downsview Stn – Rutherford	23.58	LF	2	30 ' 00 "	55	5	25.7	LF	2	30 ' 00 "	55	5	25.7	LF	2	30 ' 00 "	55	5	25.7	LF	2	30 ' 00 "	55	5	25.7														
105C Downsview Stn – Steeles	9.93																									LF	1	30 ' 00 "	30	0	19.9	1030p	1045p	100a	115a				
Sunday	22-Nov-09					Sunday morning				Sunday afternoon				Sunday early evening				Sunday late evening																					
105 Downsview Stn – Rutherford	23.58							LF	2	30 ' 00 "	55	5	25.7	LF	2	30 ' 00 "	55	5	25.7	LF	2	30 ' 00 "	55	5	25.7														
105C Downsview Stn – Steeles	9.93																									LF	1	30 ' 00 "	30	0	19.9	1030p	1045p	100a	115a				



TORONTO TRANSIT COMMISSION

SERVICE SUMMARY

September 5 to October 9, 2010

Route	RT dist (km) and date of last change	Veh type					Veh type					Veh type					Veh type					First dep NB or WB	First dep SB or EB	Last dep NB or WB	Last dep SB or EB										
		No. of Veh	Service interval	Run time (min)	Term time (min)	Avg spd (km/h)	No. of Veh	Service interval	Run time (min)	Term time (min)	Avg spd (km/h)	No. of Veh	Service interval	Run time (min)	Term time (min)	Avg spd (km/h)	No. of Veh	Service interval	Run time (min)	Term time (min)	Avg spd (km/h)														
505 DUNDAS	Ron/Rus																																		
Monday to Friday	07-Sep-10	Monday-Friday morning peak period					Monday-Friday midday					Monday-Friday afternoon peak period					Monday-Friday early evening					Monday-Friday late evening													
505 Dundas West Stn – Broadview Stn	21.47	CLR	18	5 ' 30 "	94	5	13.7	CLR	19	5 ' 30 "	96	9	13.4	CLR	19	5 ' 40 "	100	8	12.9	CLR	11	8 ' 00 "	83	5	15.5	CLR	6	14 ' 00 "	78	6	16.5	520a	520a	1252a	1249a
Saturday	11-Sep-10	Saturday early morning					Saturday morning					Saturday afternoon					Saturday early evening					Saturday late evening													
505 Dundas West Stn – Broadview Stn	21.47	CLR	9	10 ' 00 "	84	6	15.3	CLR	18	6 ' 00 "	104	4	12.4	CLR	24	4 ' 45 "	105	9	12.3	CLR	8	12 ' 00 "	91	5	14.2	CLR	6	14 ' 00 "	78	6	16.5	527a	536a	1251a	1251a
Sunday	05-Sep-10	Sunday early morning					Sunday morning					Sunday afternoon					Sunday early evening					Sunday late evening													
505 Dundas West Stn – Broadview Stn	21.47	CLR	4	20 ' 00 "	80	0	16.1	CLR	12	8 ' 00 "	92	4	14.0	CLR	18	5 ' 40 "	94	8	13.7	CLR	8	12 ' 00 "	91	5	14.2	CLR	6	14 ' 00 "	78	6	16.5	530a	530a	1246a	1249a
26 DUPONT &	MtD																																		
Monday to Friday	07-Sep-10	Monday-Friday morning peak period					Monday-Friday midday					Monday-Friday afternoon peak period					Monday-Friday early evening					Monday-Friday late evening													
26 St George Stn – Jane Stn	19.09	LF	6	13 ' 00 "	75	3	15.3	LF	4	20 ' 00 "	68	12	16.8	LF	6	14 ' 00 "	80	4	14.3	LF	3	20 ' 00 "	60	0	19.1	LF	2	30 ' 00 "	60	0	19.1	540a	510a	200a	130a
Saturday	29-Nov-08	Saturday early morning					Saturday morning					Saturday afternoon					Saturday early evening					Saturday late evening													
26 St George Stn – Jane Stn	19.09	LF	2	30 ' 00 "	60	0	19.1	LF	3	24 ' 00 "	72	0	15.9	LF	3	24 ' 00 "	72	0	15.9	LF	3	24 ' 00 "	72	0	15.9	LF	2	30 ' 00 "	60	0	19.1	540a	540a	200a	130a
Sunday	23-Nov-08	Sunday early morning					Sunday morning					Sunday afternoon					Sunday early evening					Sunday late evening													
26 St George Stn – Jane Stn	19.09	LF	2	30 ' 00 "	60	0	19.1	LF	2	30 ' 00 "	60	0	19.1	LF	2	30 ' 00 "	60	0	19.1	LF	2	30 ' 00 "	60	0	19.1	LF	2	30 ' 00 "	60	0	19.1	710a	740a	140a	110a
111 EAST MALL &	Qsy																																		
Monday to Friday	29-Mar-10	Monday-Friday morning peak period					Monday-Friday midday					Monday-Friday afternoon peak period					Monday-Friday early evening					Monday-Friday late evening													
111 Kipling Stn – Eglinton	17.93	LF	5	10 ' 00 "	46	4	23.4	LF	4	12 ' 00 "	46	2	23.4	LF	5	11 ' 00 "	49	6	22.0	LF	3	15 ' 00 "	45	0	23.9	LF	2	20 ' 00 "	36	4	29.9	525a	510a	120a	103a
Saturday	20-Feb-10	Saturday early morning					Saturday morning					Saturday afternoon					Saturday early evening					Saturday late evening													
111 Kipling Stn – Eglinton	17.93	LF	2	20 ' 00 "	40	0	26.9	LF	3.5	15 ' 00 "	52	0	20.6	LF	5	11 ' 00 "	47	8	22.9	LF	2	20 ' 00 "	39	1	27.6	LF	2	20 ' 00 "	36	4	29.9	551a	610a	102a	1247a
		Alternates trips with 123 SHORNCLIFFE																																	
Sunday	14-Feb-10	Sunday morning					Sunday afternoon					Sunday early evening					Sunday late evening																		
111 Kipling Stn – Eglinton	17.93	LF	3	15 ' 00 "	45	0	23.9	LF	3	18 ' 00 "	47	7	22.9	LF	2	20 ' 00 "	39	1	27.6	LF	2	20 ' 00 "	36	4	29.9	LF	2	20 ' 00 "	36	4	29.9	820a	849a	103a	1247a
404 EAST YORK COMMUNITY BUS &	W-T																																		
Monday to Friday	Mar-05	Monday-Friday midday					Monday-Friday afternoon peak period																												
404 East General Hospital – Shoppers World via Victoria Park Stn		CB	1	75 ' 00 "	75	0		CB	1	75 ' 00 "	75	0																							
34 EGLINTON EAST &	Egl																																		
Monday to Friday	07-Sep-10	Monday-Friday morning peak period					Monday-Friday midday					Monday-Friday afternoon peak period					Monday-Friday early evening					Monday-Friday late evening													
34 Eglinton Stn – Kingston Rd	33.71	LF	14	8 ' 00 "	112	0	18.1						LF	13	9 ' 15 "	118	3	17.2							LF	5	14 ' 00 "	70	0	20.0	518a	500a	904a	835a	
34C Eglinton Stn – Kennedy Stn	23.33	LF	11	8 ' 00 "	84	4	16.7	LF	12	6 ' 45 "	81	0	17.3	LF	10	9 ' 15 "	86	7	16.3	LF	10	8 ' 00 "	80	0	17.5	LF	5	14 ' 00 "	70	0	20.0	308p	243p	700p	618p
Combined/Average			25	4 ' 00 "				LF	12	6 ' 45 "				LF	23	4 ' 38 "				LF	10	8 ' 00 "				LF	5	14 ' 00 "				642a	621a	210a	200a
Saturday	23-Feb-08	Saturday early morning					Saturday morning					Saturday afternoon					Saturday early evening					Saturday late evening													
34C Eglinton Stn – Kennedy Stn	23.33	LF	6	12 ' 00 "	72	0	19.4	LF	9	8 ' 30 "	76	1	18.4	LF	11	7 ' 00 "	76	1	18.4	LF	6	11 ' 00 "	66	0	21.2	LF	4	15 ' 00 "	60	0	23.3	501a	514a	210a	200a
Sunday	30-Mar-08	Sunday early morning					Sunday morning					Sunday afternoon					Sunday early evening					Sunday late evening													
34C Eglinton Stn – Kennedy Stn	23.33	LF	6	12 ' 00 "	72	0	19.4	LF	6	12 ' 00 "	72	0	19.4	LF	8	9 ' 30 "	72	4	19.4	LF	4	17 ' 00 "	66	2	21.2	LF	3	20 ' 00 "	60	0	23.3	702a	715a	220a	150a



TORONTO TRANSIT COMMISSION

SERVICE SUMMARY

September 5 to October 9, 2010

Route	RT dist (km) and date of last change	Run time			Term time			Avg spd (km/h)			Run time			Term time			Avg spd (km/h)			Run time			Term time			Avg spd (km/h)			First dep NB or WB	First dep SB or EB	Last dep NB or WB	Last dep SB or EB									
		Veh type	No. of Veh	Service interval	(min)	(min)	(km/h)	Veh type	No. of Veh	Service interval	(min)	(min)	(km/h)	Veh type	No. of Veh	Service interval	(min)	(min)	(km/h)	Veh type	No. of Veh	Service interval	(min)	(min)	(km/h)	Veh type	No. of Veh	Service interval					(min)	(min)	(km/h)						
305 EGLINTON EAST & Overnight, 7 days a week	Egl 14-Feb-10	Monday-Friday overnight			Saturday overnight			Sunday overnight																																	
305 Eglinton Stn – Rouge Hill GO Stn	48.20	LF	3.5	30' 00"	105	0	27.5	LF	3.5	30' 00"	105	0	27.5	LF	3.5	30' 00"	105	0	27.5																						
		Alternates trips with 354 LAWRENCE EAST						Alternates trips with 354 LAWRENCE EAST						Alternates trips with 354 LAWRENCE EAST																											
32 EGLINTON WEST & Monday to Friday	MtD 07-Sep-10	Monday-Friday morning peak period			Monday-Friday midday			Monday-Friday afternoon peak period			Monday-Friday early evening			Monday-Friday late evening																											
32 Eglinton Stn – Renforth	32.99																			HF			6			15' 00"			90			0			22.0			914p	1010p	120a	110a
32A Eglinton Stn – Renforth & Skymark	34.65	LF	27	4' 30"	119	3	17.5	LF	5	22' 00"	108	2	19.2	LF	18	7' 00"	118	8	17.6	LF	10	11' 00"	109	1	19.1										442a	516a	903p	1000p			
32B Eglinton Stn – Airport Corporate Centre	41.75	LF	1	18' 00"	138	2	18.2	LF	6	22' 00"	122	10	20.5	LF	1	21' 00"	136	11	18.4													549a	659a	600p	719p						
32C Eglinton Stn – Jane & Lawrence via Trethewey	20.18	LF	19	4' 30"	85	1	14.3	LF	8	11' 00"	84	4	14.4	LF	13	7' 00"	89	2	13.6	LF	8	11' 00"	84	4	14.4	LF	5	15' 00"	70	5	17.3	547a	535a	110a	130a						
32D Eglinton West Stn – Jane & Emmett	13.21	LF	5	9' 00"	43	2	18.4	LF	5	11' 00"	48	7	16.5	LF	7	7' 00"	47	2	16.9	LF	2	24' 00"	48	0	16.5	LF	2	24' 00"	44	4	18.0	630a	601a	104a	104a						
Combined/Average		52 1' 48"						24 3' 40"						39 2' 20"						20 4' 28"						13 5' 43"															
		Every 4th 32A operates as a 32B						Every 3rd 32A operates as a 32B																																	
Saturday	24-Oct-09	Saturday early morning			Saturday morning			Saturday afternoon			Saturday early evening			Saturday late evening																											
32 Eglinton Stn – Renforth	32.99													LF						5			20' 00"			96			4			20.6			442a	515a	108a	111a			
32A Eglinton Stn – Renforth & Skymark	34.65	LF	7	15' 00"	95	10	21.9	LF	14	9' 00"	125	1	16.6	LF	14	9' 00"	125	1	16.6	LF	4	20' 00"	72	8	16.8	LF	3	24' 00"	70	2	17.3	545a	627a	602p	712p						
32C Eglinton Stn – Jane & Lawrence via Trethewey	20.18	LF	5	15' 00"	75	0	16.1	LF	11	9' 00"	96	3	12.6	LF	11	9' 00"	96	3	12.6	LF	4	20' 00"	72	8	16.8	LF	3	24' 00"	70	2	17.3	552a	530a	120a	132a						
32D Eglinton West Stn – Jane & Emmett	13.21	LF	2	24' 00"	43	5	18.4	LF	2	30' 00"	60	0	13.2	LF	2	30' 00"	60	0	13.2	LF	2	24' 00"	48	0	16.5	LF	2	24' 00"	44	4	18.0	618a	614a	104a	103a						
Combined/Average		14 5' 43"						27 3' 55"						27 3' 55"						11 7' 04"						9 8' 00"															
Sunday	21-Jun-09	Sunday early morning			Sunday morning			Sunday afternoon			Sunday early evening			Sunday late evening																											
32 Eglinton Stn – Renforth	32.99	LF	3.5	30' 00"	90	15	22.0	LF	7	14' 00"	98	0	20.2	LF	10	10' 00"	99	1	20.0	LF	5.5	18' 00"	96	3	20.6	LF	3.5	30' 00"	90	15	22.0	442a	525a	100a	1257a						
32C Eglinton Stn – Jane & Lawrence via Trethewey	20.18	LF	2.5	30' 00"	70	5	17.3	LF	6	14' 00"	80	4	15.1	LF	8	10' 00"	80	0	15.1	LF	4.5	18' 00"	72	9	16.8	LF	2.5	30' 00"	70	5	17.3	700a	740a	115a	119a						
32D Eglinton West Stn – Jane & Emmett	13.21							LF						2			24' 00"			44			4			18.0			900a	903a	100a	102a									
Combined/Average		6 15' 00"						15 5' 25"						20 4' 08"						12 6' 33"						8 9' 14"															
307 EGLINTON WEST & Overnight, 7 days a week	MtD 23-Nov-08	Monday-Friday overnight			Saturday overnight			Sunday overnight																																	
307 Eglinton Stn – Pearson Airport	38.95	LF	3	30' 00"	90	0	26.0	LF	3	30' 00"	90	0	26.0	LF	3	30' 00"	90	0	26.0																						
405 ETOBICOKE COMMUNITY BUS & Monday to Friday	W-T 24-Oct-05	Monday-Friday midday			Monday-Friday afternoon peak period																																				
405 Richview – Kipling		CB	1	74' 00"	74	0		CB	1	74' 00"	74	0																	922a	1000a	516p	440a									



TORONTO TRANSIT COMMISSION

SERVICE SUMMARY

September 5 to October 9, 2010

Route	RT dist (km) and date of last change	Monday-Friday morning peak period						Monday-Friday midday						Monday-Friday afternoon peak period						Monday-Friday early evening						Monday-Friday late evening											
		Veh type	No. of Veh	Service interval	Run time (min)	Term time (min)	Avg spd (km/h)	Veh type	No. of Veh	Service interval	Run time (min)	Term time (min)	Avg spd (km/h)	Veh type	No. of Veh	Service interval	Run time (min)	Term time (min)	Avg spd (km/h)	Veh type	No. of Veh	Service interval	Run time (min)	Term time (min)	Avg spd (km/h)	Veh type	No. of Veh	Service interval	Run time (min)	Term time (min)	Avg spd (km/h)	First dep NB or WB	First dep SB or EB	Last dep NB or WB	Last dep SB or EB		
15 EVANS &	Qsy																																				
Monday to Friday	07-Sep-10	Monday-Friday morning peak period						Monday-Friday midday						Monday-Friday afternoon peak period						Monday-Friday early evening						Monday-Friday late evening											
15 Royal York Stn – Sherway	16.51	LF	4	12' 30"	50	0	19.8	LF	2	22' 30"	45	0	22.0	LF	4	12' 30"	50	0	19.8	LF	1.5	30' 00"	40	5	24.8	LF	1.5	30' 00"	40	5	24.8	600a	545a	115a	105a		
														Alternates trips with 48 RATHBURN						Alternates trips with 48 RATHBURN																	
Saturday	29-Nov-08	Saturday early morning						Saturday morning						Saturday afternoon						Saturday early evening						Saturday late evening											
15 Royal York Stn – Sherway	16.51	LF	1.5	30' 00"	45	0	22.0	LF	1.5	30' 00"	45	0	22.0	LF	1.5	30' 00"	45	0	22.0	LF	1.5	30' 00"	40	5	24.8	LF	1.5	30' 00"	40	5	24.8	600a	600a	100a	1250a		
		Alternates trips with 48 RATHBURN						Alternates trips with 48 RATHBURN						Alternates trips with 48 RATHBURN						Alternates trips with 48 RATHBURN						Alternates trips with 48 RATHBURN											
Sunday	23-Nov-08	Sunday morning						Sunday afternoon						Sunday early evening						Sunday late evening																	
15 Royal York Stn – Sherway	16.51	LF	1.5	30' 00"	40	5	24.8	LF	1.5	30' 00"	40	5	24.8	LF	1.5	30' 00"	40	5	24.8	LF	1.5	30' 00"	40	5	24.8	LF	1.5	30' 00"	40	5	24.8	907a	900a	107a	100a		
		Alternates trips with 48 RATHBURN						Alternates trips with 48 RATHBURN						Alternates trips with 48 RATHBURN						Alternates trips with 48 RATHBURN						Alternates trips with 48 RATHBURN											
193 EXHIBITION ROCKET &	Wil	193 Dundas West Stn – Exhibition						Bus service provided only during special events																													
104 FAYWOOD &	Wil																																				
Monday to Friday	23-Nov-09	Monday-Friday morning peak period						Monday-Friday midday						Monday-Friday afternoon peak period						Monday-Friday early evening						Monday-Friday late evening											
104 Wilson Stn – Downsview Stn	16.24	LF	4	12' 00"	44	4	22.1	LF	3	14' 00"	38	4	25.6	LF	4	12' 00"	44	4	22.1	LF	3	14' 00"	38	4	25.6	LF	2	20' 00"	38	2	25.6	548a	557a	100a	119a		
Saturday	28-Nov-09	Saturday early morning						Saturday morning						Saturday afternoon						Saturday early evening						Saturday late evening											
104 Wilson Stn – Downsview Stn	16.24	LF	3	14' 00"	36	6	27.1	LF	3	14' 00"	38	4	25.6	LF	3	14' 00"	38	4	25.6	LF	3	14' 00"	38	4	25.6	LF	2	20' 00"	38	2	25.6	615a	636a	115a	134a		
Sunday	22-Nov-09	Sunday morning						Sunday afternoon						Sunday early evening						Sunday late evening																	
104 Wilson Stn – Downsview Stn	16.24	LF	2	20' 00"	38	2	25.6	LF	2	20' 00"	38	2	25.6	LF	2	20' 00"	38	2	25.6	LF	2	20' 00"	38	2	25.6	LF	2	20' 00"	38	2	25.6	745a	805a	125a	125a		
139 FINCH – DON MILLS &	Mal																																				
Monday to Friday	07-Sep-10	Monday-Friday morning peak period						Monday-Friday midday						Monday-Friday afternoon peak period						Monday-Friday early evening																	
139E Don Mills Stn – Neilson & Finch	27.24	Lift	5	14' 00"	70	0	23.3							Lift	5	14' 00"	70	0	23.3														610a	646a	912a	934a	
																																227p 300p 639p 700p					



TORONTO TRANSIT COMMISSION

SERVICE SUMMARY

September 5 to October 9, 2010

Route	RT dist (km) and date of last change	Veh type	No. of Veh	Service interval	Run time (min)	Term time (min)	Avg spd (km/h)	Veh type	No. of Veh	Service interval	Run time (min)	Term time (min)	Avg spd (km/h)	Veh type	No. of Veh	Service interval	Run time (min)	Term time (min)	Avg spd (km/h)	Veh type	No. of Veh	Service interval	Run time (min)	Term time (min)	Avg spd (km/h)	First dep NB or WB	First dep SB or EB	Last dep NB or WB	Last dep SB or EB						
39 FINCH EAST &	Mal																																		
Monday to Friday	07-Sep-10			Monday-Friday morning peak period					Monday-Friday midday					Monday-Friday afternoon peak period					Monday-Friday early evening					Monday-Friday late evening											
39/39F Finch Stn – Seneca College	11.39	Lift	6	5 ' 15 "	30	2	22.8							Lift	13	6 ' 30 "	84	1	19.0							626a	644a	853a	850a						
39A Finch Stn – McCowan	26.65	Lift	16	5 ' 15 "	84	0	19.0							Lift	10	6 ' 30 "	58	7	19.6							445a	630a	657p	618p						
39B Finch Stn – Birchmount	18.94													Lift	10	6 ' 30 "	58	7	19.6							338p	305p	619p	546p						
39C Finch Stn – McCowan Express	26.65	Lift	16	4 ' 40 "	72	3	22.2																		625a	632a	859a	856a							
39D Finch Stn – Neilson	33.46							Lift	17	5 ' 00 "	85	0	23.6							Lift	11	7 ' 00 "	76	1	26.4	Lift	13	5 ' 30 "	72	0	28.1	459a	515a	200a	225a
39E Finch Stn – Neilson Express	33.46	Lift	18	4 ' 40 "	84	0	23.9	Lift	15	5 ' 00 "	75	0	26.8	Lift	9.5	9 ' 00 "	84	2	23.9	Lift	10	7 ' 00 "	68	2	29.6						551a	637a	958p	957p	
39G Finch Stn – Old Finch Express	43.12	Lift	1	15 ' 00 "	94	4	27.7							Lift	10.5	9 ' 00 "	95	0	27.4							556a	633a	844a	853a						
Combined/Average			57	1 ' 14 "				32	2 ' 30 "					43	1 ' 53 "					21	3 ' 30 "					303p	301p	648p	655p						
				39/39F buses operate WB as 39 (local) and operate EB as 39F (express) Every 3rd 39E operates as a 39G																															
Saturday	03-Apr-10			Saturday early morning					Saturday morning					Saturday afternoon					Saturday early evening					Saturday late evening											
39D Finch Stn – Neilson	33.46	Lift	12	7 ' 30 "	88	2	22.8	Lift	12	7 ' 30 "	90	0	22.3	Lift	13	7 ' 00 "	91	0	22.1	Lift	18	5 ' 00 "	88	2	22.8	Lift	9	8 ' 00 "	68	4	29.5	501a	531a	200a	200a
39E Finch Stn – Neilson Express	33.46							Lift	11	7 ' 30 "	83	0	24.3	Lift	12	7 ' 00 "	84	0	23.9								903a	903a	558p	558p					
Combined/Average			12	7 ' 30 "				23	3 ' 45 "					25	3 ' 30 "					18	5 ' 00 "					9	8 ' 00 "								
Sunday	28-Mar-10			Sunday early morning					Sunday morning					Sunday afternoon					Sunday early evening					Sunday late evening											
39D Finch Stn – Neilson	33.46	Lift	16	5 ' 45 "	90	2	22.3	Lift	16	5 ' 45 "	90	2	22.3	Lift	21	4 ' 20 "	90	1	22.3	Lift	12	7 ' 15 "	85	2	23.8	Lift	7	10 ' 00 "	70	0	28.7	500a	530a	200a	225a
308 FINCH EAST &	Mal/Arw																																		
Overnight, 7 days a week	16-Feb-03			Monday-Friday overnight					Saturday overnight					Sunday overnight																					
308 Finch Stn – Markham Rd	33.57	LF	2	30 ' 00 "	64	0	31.5	LF	2	30 ' 00 "	64	0	31.5	LF	2	30 ' 00 "	64	0	31.5																
				Alternates trips with 309 FINCH WEST					Alternates trips with 309 FINCH WEST					Alternates trips with 309 FINCH WEST																					
36 FINCH WEST &	Arw																																		
Monday to Friday	07-Sep-10			Monday-Friday morning peak period					Monday-Friday midday					Monday-Friday afternoon peak period					Monday-Friday early evening					Monday-Friday late evening											
36A Finch Stn – Kipling	30.89	LF	11	8 ' 00 "	88	0	21.1	LF	10	10 ' 00 "	94	6	19.7	LF	9	12 ' 00 "	104	4	17.8							619a	922a	630p	638p						
36B Finch Stn – Humberwood	39.97	LF	15	8 ' 00 "	120	0	20.0	LF	12	10 ' 00 "	120	0	20.0	LF	22	6 ' 00 "	130	2	18.4	LF	16	6 ' 45 "	108	0	22.2	LF	12	8 ' 00 "	95	1	25.2	515a	530a	234a	146a
36C Finch Stn – Jane	19.50	LF	4	16 ' 00 "	62	2	18.9																			625a	700a	833a	908a						
36D Finch Stn – Weston Rd & Milvan	27.25	LF	5	16 ' 00 "	78	2	21.0							LF	8	12 ' 00 "	91	5	18.0							601a	625a	825a	905a						
Combined/Average			35	2 ' 40 "				22	5 ' 00 "					39	3 ' 00 "					16	6 ' 45 "					232p	317p	613p	626p						
Saturday	23-Feb-08			Saturday early morning					Saturday morning					Saturday afternoon					Saturday early evening					Saturday late evening											
36A Finch Stn – Kipling	30.89							LF	9	11 ' 00 "	92	7	20.1	LF	9	11 ' 00 "	92	7	20.1								1006a	1020a	727p	651p					
36B Finch Stn – Humberwood	39.97	LF	10	10 ' 00 "	95	5	25.2	LF	11	11 ' 00 "	120	1	20.0	LF	11	11 ' 00 "	120	1	20.0	LF	10	9 ' 00 "	90	0	26.6	LF	7	13 ' 00 "	90	1	26.6	515a	535a	230a	155a
Combined/Average			10	10 ' 00 "				20	5 ' 30 "					20	5 ' 30 "					10	9 ' 00 "					7	13 ' 00 "								
Sunday	21-Jun-09			Sunday early morning					Sunday morning					Sunday afternoon					Sunday early evening					Sunday late evening											
36B Finch Stn – Humberwood	39.97	LF	6	15 ' 00 "	90	0	26.6	LF	13	8 ' 00 "	97	7	24.7	LF	17	6 ' 00 "	97	5	24.7	LF	10	9 ' 00 "	90	0	26.6	LF	7	13 ' 00 "	90	1	26.6	535a	550a	230a	154a
309 FINCH WEST &	Arw/Mal																																		
Overnight, 7 days a week	17-May-08			Monday-Friday overnight					Saturday overnight					Sunday overnight																					
309 Finch Stn – Woodbine Racetrack	45.42	LF	3	30 ' 00 "	86	0	31.7	LF	3	30 ' 00 "	86	0	31.7	LF	3	30 ' 00 "	86	0	31.7																
				Alternates trips with 308 FINCH EAST					Alternates trips with 308 FINCH EAST					Alternates trips with 308 FINCH EAST																					

**TORONTO TRANSIT COMMISSION****SERVICE SUMMARY**

September 5 to October 9, 2010

Route	RT dist (km) and date of last change																					First dep NB or WB	First dep SB or EB	Last dep NB or WB	Last dep SB or EB												
		Veh type	No. of Veh	Service interval	Run time (min)	Term time (min)	Avg spd (km/h)	Veh type	No. of Veh	Service interval	Run time (min)	Term time (min)	Avg spd (km/h)	Veh type	No. of Veh	Service interval	Run time (min)	Term time (min)	Avg spd (km/h)	Veh type	No. of Veh					Service interval	Run time (min)	Term time (min)	Avg spd (km/h)								
100 FLEMINGDON PARK &	Egl																																				
Monday to Friday	07-Sep-10	Monday-Friday morning peak period					Monday-Friday midday					Monday-Friday afternoon peak period					Monday-Friday early evening					Monday-Friday late evening															
100 Broadview Stn – Eglinton Stn	31.06	LF	3	14 ' 00 "	98	4	19.0	LF	12	8 ' 00 "	95	1	19.6	LF	3	16 ' 30 "	100	10	18.6	LF	12	7 ' 30 "	90	0	20.7	LF	6	15 ' 00 "	80	10	23.3	535a	505a	120a	120a		
100A Broadview Stn – Don Mills & Wynford	20.53	LF	17	3 ' 30 "	60	0	20.7							LF	11	5 ' 30 "	61	0	20.4																		
100D Broadview Stn – Don Mills & Wynford via Linkwood	20.63	LF		14 ' 00 "	60	0	20.6							LF		16 ' 30 "	61	0	20.3																		
Combined/Average			20	3 ' 30 "					12	8 ' 00 "					14	6 ' 00 "					12	7 ' 30 "					6	15 ' 00 "									
			Every 4th 100A operates as a 100					Every 4th 100A operates as a 100D					Every 3rd 100A operates as a 100					Every 3rd 100A operates as a 100D																			
Saturday	23-Feb-08	Saturday early morning					Saturday morning					Saturday afternoon					Saturday early evening					Saturday late evening															
100 Broadview Stn – Eglinton Stn	31.06	LF	3	30 ' 00 "	90	0	20.7	LF	11	8 ' 15 "	91	0	20.5	LF	11	8 ' 15 "	91	0	20.5	LF	10	9 ' 00 "	90	0	20.7	LF	4	20 ' 00 "	80	0	23.3	615a	600a	120a	120a		
Sunday	17-Feb-08						Sunday morning					Sunday afternoon					Sunday early evening					Sunday late evening															
100 Broadview Stn – Eglinton Stn	31.06							LF	5	20 ' 00 "	90	10	20.7	LF	5	20 ' 00 "	90	10	20.7	LF	6	15 ' 00 "	90	0	20.7												
100A Broadview Stn – Don Mills & Wynford	20.53							LF	3	20 ' 00 "	60	0	20.5	LF	3	20 ' 00 "	60	0	20.5							LF	3	20 ' 00 "	60	0	31.1	910a	815a	915p	945p		
Combined/Average									8	10 ' 00 "					8	10 ' 00 "					6	15 ' 00 "					3	20 ' 00 "									
33 FOREST HILL &	Wil																																				
Monday to Friday	21-Jun-10	Monday-Friday morning peak period					Monday-Friday midday					Monday-Friday afternoon peak period					Monday-Friday early evening					Monday-Friday late evening															
33 St Clair West Stn - Eglinton	7.17	LF	1	30 ' 00 "	30	0	14.3	LF	1	30 ' 00 "	30	0	14.3	LF	1	30 ' 00 "	30	0	14.3	LF	1	30 ' 00 "	30	0	14.3	LF	1	30 ' 00 "	30	0	14.3	700a	716a	100a	1246a		
Saturday	26-Jun-10	Saturday early morning					Saturday morning					Saturday afternoon					Saturday early evening					Saturday late evening															
33 St Clair West Stn - Eglinton	7.17	LF	1	30 ' 00 "	30	0	14.3	LF	1	30 ' 00 "	30	0	14.3	LF	1	30 ' 00 "	30	0	14.3	LF	1	30 ' 00 "	30	0	14.3	LF	1	30 ' 00 "	30	0	14.3	700a	716a	100a	1246a		
Sunday	20-Jun-10						Sunday morning					Sunday afternoon					Sunday early evening					Sunday late evening															
33 St Clair West Stn - Eglinton	7.17							LF	1	30 ' 00 "	30	0	14.3	LF	1	30 ' 00 "	30	0	14.3	LF	1	30 ' 00 "	30	0	14.3	LF	1	30 ' 00 "	30	0	14.3	900a	916a	100a	1246a		
135 GERRARD &	Bir																																				
Monday to Friday	10-May-10	Monday-Friday morning peak period					Monday-Friday midday					Monday-Friday afternoon peak period					Monday-Friday early evening					Monday-Friday late evening															
135 Warden Stn – Main Street Stn	10.81	LF	2	18 ' 00 "	36	0	18.0	LF	2	18 ' 00 "	36	0	18.0	LF	2	18 ' 00 "	36	0	18.0	LF	1	30 ' 00 "	30	0	21.6	LF	1	30 ' 00 "	26	4	25.0	547a	530a	132a	145a		
Saturday	29-Nov-08	Saturday early morning					Saturday morning					Saturday afternoon					Saturday early evening					Saturday late evening															
135 Warden Stn – Main Street Stn	10.81	LF	1	30 ' 00 "	30	0	21.6	LF	2	20 ' 00 "	35	5	18.5	LF	2	20 ' 00 "	35	5	18.5	LF	1	30 ' 00 "	30	0	21.6	LF	1	30 ' 00 "	30	0	21.6	615a	600a	105a	120a		
Sunday	23-Nov-08						Sunday morning					Sunday afternoon					Sunday early evening					Sunday late evening															
135 Warden Stn – Main Street Stn	10.81							LF	1	30 ' 00 "	30	0	21.6	LF	1	30 ' 00 "	30	0	21.6	LF	1	30 ' 00 "	30	0	21.6	LF	1	30 ' 00 "	30	0	21.6	855a	910a	125a	110a		
14 GLENCAIRN &	Wil																																				
Monday to Friday	04-Aug-09	Monday-Friday morning peak period					Monday-Friday midday					Monday-Friday afternoon peak period					Monday-Friday early evening					Monday-Friday late evening															
14 Davisville Stn – Caledonia	13.42	LF	3	20 ' 00 "	48	12	16.8	LF	2	24 ' 00 "	45	3	17.9	LF	3	20 ' 00 "	48	12	16.8	LF	2	20 ' 00 "	40	0	20.1	LF	2	20 ' 00 "	40	0	20.1	600a	537a	105a	1245a		
Saturday	08-Aug-09	Saturday early morning					Saturday early morning					Saturday early morning					Saturday early morning					Saturday early morning															
14 Davisville Stn – Caledonia	13.42	LF	2	20 ' 00 "	40	0	20.1	LF	2	24 ' 00 "	45	3	17.9	LF	2	24 ' 00 "	45	3	17.9	LF	2	20 ' 00 "	40	0	20.1	LF	2	20 ' 00 "	40	0	20.1	600a	540a	100a	1240a		
Sunday	02-Aug-09						Saturday early morning					Saturday early morning					Saturday early morning					Saturday early morning															
14 Davisville Stn – Caledonia	13.42							LF	2	20 ' 00 "	40	0	20.1	LF	2	20 ' 00 "	40	0	20.1	LF	2	20 ' 00 "	40	0	20.1	LF	2	20 ' 00 "	40	0	20.1	900a	835a	100a	1240a		



TORONTO TRANSIT COMMISSION

SERVICE SUMMARY

September 5 to October 9, 2010

Route	RT dist (km) and date of last change	Monday-Friday morning peak period					Monday-Friday midday					Monday-Friday afternoon peak period					Monday-Friday early evening					Monday-Friday late evening					First dep NB or WB	First dep SB or EB	Last dep NB or WB	Last dep SB or EB					
		Veh type	No. of Veh	Service interval	Run time (min)	Term time (min)	Avg spd (km/h)	Veh type	No. of Veh	Service interval	Run time (min)	Term time (min)	Avg spd (km/h)	Veh type	No. of Veh	Service interval	Run time (min)	Term time (min)	Avg spd (km/h)	Veh type	No. of Veh	Service interval	Run time (min)	Term time (min)	Avg spd (km/h)	Veh type					No. of Veh	Service interval	Run time (min)	Term time (min)	Avg spd (km/h)
122 GRAYDON HALL &	Will																																		
Monday to Friday	07-Sep-10	Monday-Friday morning peak period					Monday-Friday midday					Monday-Friday afternoon peak period					Monday-Friday early evening					Monday-Friday late evening													
122 York Mills Stn – Roywood via Lesmill	18.76	LF	5	12' 00"	58	2	19.4	LF	3	17' 00"	48	3	23.5	LF	5	13' 00"	62	3	18.2	LF	1.5	30' 00"	55	0	20.5	LF	1.5	30' 00"	48	4	23.5	615a	615a	129a	105a
		Alternates trips with 115 SILVER HILLS					Alternates trips with 115 SILVER HILLS					Alternates trips with 115 SILVER HILLS					Alternates trips with 115 SILVER HILLS					Alternates trips with 115 SILVER HILLS													
Saturday	26-Jun-10	Saturday early morning					Saturday morning					Saturday afternoon					Saturday early evening					Saturday late evening													
122 York Mills Stn – Roywood via Lesmill	18.76	LF	1.5	30' 00"	50	3	22.5	LF	1.5	30' 00"	50	3	22.5	LF	1.5	30' 00"	50	3	22.5	LF	1.5	30' 00"	45	5	25.0	LF	1.5	30' 00"	45	5	25.0	610a	615a	137a	115a
		Alternates trips with 115 SILVER HILLS																																	
Sunday	20-Jun-10	Sunday morning					Sunday afternoon					Sunday early evening					Sunday late evening																		
122 York Mills Stn – Roywood via Lesmill	18.76	LF	1.5	30' 00"	50	3	22.5	LF	1.5	30' 00"	50	3	22.5	LF	1.5	30' 00"	50	3	22.5	LF	1.5	30' 00"	45	5	25.0	LF	1.5	30' 00"	45	5	25.0	910a	845a	137a	115a
		Alternates trips with 115 SILVER HILLS																																	
31 GREENWOOD &	Bir																																		
Monday to Friday	29-Mar-10	Monday-Friday morning peak period					Monday-Friday midday					Monday-Friday afternoon peak period					Monday-Friday early evening					Monday-Friday late evening													
31 Greenwood Stn – Queen	4.70	LF	3	8' 00"	24	0	11.7	LF	2	12' 00"	24	0	11.7	LF	3	8' 00"	24	0	11.7	LF	2	10' 00"	20	0	14.1						804a	748a	910p	900p	
31B Greenwood Stn – Eastern	6.68																																		
		31B operates until 800a, 31 operates after 800a					31B operates until 800a, 31 operates after 800a					4 Trips 31B operates approx 330p to 415p					4 Trips 31B operates approx 330p to 415p					4 Trips 31B operates approx 330p to 415p													
Saturday	29-Nov-08	Saturday early morning					Saturday morning					Saturday afternoon					Saturday early evening					Saturday late evening													
31 Greenwood Stn – Queen	4.70																																		
31B Greenwood Stn – Eastern	6.68	LF	1	25' 00"	25	0	16.0	LF	1	20' 00"	20	0	14.1	LF	1	20' 00"	20	0	14.1	LF	1	20' 00"	20	0	14.1	LF	1	25' 00"	25	0	16.0	810a	800a	910p	900p
		607a 555a 142a 130a																																	
Sunday	23-Nov-08	Sunday morning					Sunday afternoon					Sunday early evening					Sunday late evening																		
31 Greenwood Stn – Queen	4.70																																		
31B Greenwood Stn – Eastern	6.68	LF	1	20' 00"	20	0	14.1	LF	1	20' 00"	20	0	14.1	LF	1	20' 00"	20	0	14.1	LF	1	25' 00"	25	0	16.0						850a	840a	910p	900p	
		935p 923p 142a 130a																																	
509 HARBOURFRONT	Ron																																		
Monday to Friday	07-Sep-10	Monday-Friday morning peak period					Monday-Friday midday					Monday-Friday afternoon peak period					Monday-Friday early evening					Monday-Friday late evening													
509 Exhibition – Union Station	9.30	CLRV	6	6' 00"	34	2	16.4	CLRV	4	9' 00"	32	4	17.4	CLRV	7	5' 30"	34	5	16.4	CLRV	5	7' 15"	32	5	17.6	CLRV	2	15' 00"	30	0	18.6	603a	548a	115a	100a
Saturday	11-Sep-10	Saturday early morning					Saturday morning					Saturday afternoon					Saturday early evening					Saturday late evening													
509 Exhibition – Union Station	9.30	CLRV	2	17' 00"	32	2	17.4	CLRV	4	9' 00"	32	4	17.4	CLRV	4	10' 00"	34	6	16.4	CLRV	3	12' 00"	32	4	17.4	CLRV	2	15' 00"	30	0	18.6	610a	555a	115a	100a
Sunday	05-Sep-10	Sunday morning					Sunday afternoon					Sunday early evening					Sunday late evening																		
509 Exhibition – Union Station	9.30	CLRV	3	12' 00"	32	4	17.4	CLRV	4	10' 00"	34	6	16.4	CLRV	2	17' 00"	32	2	17.4	CLRV	2	15' 00"	30	0	18.6						901a	845a	115a	100a	



TORONTO TRANSIT COMMISSION

SERVICE SUMMARY

September 5 to October 9, 2010

Route	RT dist (km) and date of last change	Monday-Friday morning peak period					Monday-Friday midday					Monday-Friday afternoon peak period					Monday-Friday early evening					Monday-Friday late evening					First dep NB or WB	First dep SB or EB	Last dep NB or WB	Last dep SB or EB					
		Veh type	No. of Veh	Service interval	Run time (min)	Term time (min)	Avg spd (km/h)	Veh type	No. of Veh	Service interval	Run time (min)	Term time (min)	Avg spd (km/h)	Veh type	No. of Veh	Service interval	Run time (min)	Term time (min)	Avg spd (km/h)	Veh type	No. of Veh	Service interval	Run time (min)	Term time (min)	Avg spd (km/h)	Veh type					No. of Veh	Service interval	Run time (min)	Term time (min)	Avg spd (km/h)
38 HIGHLAND CREEK &	Mal																																		
Monday to Friday	07-Sep-10																																		
38 Scarborough Centre Stn – Rouge Hill GO Stn	24.01	LF	4.5	15' 00"	66	2	21.3	LF	5.5	12' 00"	60	6	21.8	LF	6	12' 00"	70	2	20.0	LF	5	12' 00"	60	0	24.0	LF	2.5	20' 00"	50	0	28.8	503a	530a	115a	130a
38A Scarborough Centre Stn – U of T Scar.	18.10	LF	3.5	15' 00"	42	11	20.7	LF	3.5	12' 00"	40	2	25.9	LF	4	12' 00"	48	0	22.6													823a	752a	706p	654p
			8	7' 30"					9	6' 00"					10	6' 00"					5	12' 00"					2.5	20' 00"							
		Alternates trips with 133 NEILSON																																	
Saturday	10-Jan-09																																		
38 Scarborough Centre Stn – Rouge Hill GO Stn	24.01	LF	4	15' 00"	60	0	24.0	LF	4	15' 00"	60	0	24.0	LF	5	12' 00"	60	0	24.0	LF	3	20' 00"	60	0	24.0	LF	2.5	20' 00"	50	0	28.8	551a	621a	1255a	110a
		Alternates trips with 133 NEILSON																																	
Sunday	04-Jan-09																																		
38 Scarborough Centre Stn – Rouge Hill GO Stn	24.01							LF	4	15' 00"	60	0	24.0	LF	4	15' 00"	60	0	24.0	LF	2	30' 00"	60	0	24.0	LF	2	30' 00"	60	0	24.0	850a	820a	100a	100a
191 HIGHWAY 27 ROCKET &	Arw																																		
Monday to Friday	07-Sep-10																																		
191 Kipling Stn – Steeles	41.99	LF	13	6' 00"	76	2	33.2	LF	7	10' 00"	70	0	36.0	LF	13	6' 30"	84	1	30.0	LF	3	22' 00"	66	0	38.2	LF	2	30' 00"	60	0	42.0	612a	505a	100a	1230a
191A Kipling Stn – Humber College	31.53																																		
		Operates NB via Attwell and Royalcrest																																	
		Operates SB via Royalcrest and Attwell																																	
Saturday	09-Jan-10																																		
191 Kipling Stn – Steeles	38.59	LF	2	30' 00"	60	0	38.6	LF	4	17' 00"	66	2	35.1	LF	6	12' 00"	66	6	35.1	LF	3	22' 00"	66	0	35.1	LF	2	30' 00"	60	0	38.6	630a	600a	100a	1230a
Sunday	21-Jun-09																																		
191 Kipling Stn – Steeles	38.59							LF	3	20' 00"	60	0	38.6	LF	3	22' 00"	66	0	35.1	LF	3	22' 00"	66	0	35.1	LF	2	30' 00"	60	0	38.6	850a	815a	100a	1230a
169 HUNTINGWOOD &	Egl																																		
Monday to Friday	04-Jan-10																																		
169 Don Mills Stn – Scarborough Centre Stn	24.16	LF	4	20' 00"	76	4	19.1						LF	3	30' 00"	79	11	18.3																	
169A Don Mills Stn – Scarborough Centre Stn via Van Horne	28.39							LF	3	30' 00"	87	3	19.6							LF	3	30' 00"	85	5	20.0	LF	3	30' 00"	82	8	20.8	530a	540a	900a	840a
Saturday	09-Jan-10																																		
169A Don Mills Stn – Scarborough Centre Stn via Van Horne	28.39	LF	3	30' 00"	85	5	20.0	LF	3	30' 00"	85	5	20.0	LF	3	30' 00"	85	5	20.0	LF	3	30' 00"	85	5	20.0	LF	3	30' 00"	82	8	20.8	600a	545a	100a	115a
Sunday	03-Jan-10																																		
169A Don Mills Stn – Scarborough Centre Stn via Van Horne	28.39							LF	3	30' 00"	82	8	20.8	LF	3	30' 00"	82	8	20.8	LF	3	30' 00"	82	8	20.8	LF	3	30' 00"	82	8	20.8	915a	900a	1245a	100a



TORONTO TRANSIT COMMISSION

SERVICE SUMMARY

September 5 to October 9, 2010

Route	RT dist (km) and date of last change	Monday-Friday morning peak period					Monday-Friday midday					Monday-Friday afternoon peak period					Monday-Friday early evening					Monday-Friday late evening					First dep NB or WB	First dep SB or EB	Last dep NB or WB	Last dep SB or EB
		Veh type	No. of Veh	Service interval	Run time (min)	Term time (min)	Avg spd (km/h)	Veh type	No. of Veh	Service interval	Run time (min)	Term time (min)	Avg spd (km/h)	Veh type	No. of Veh	Service interval	Run time (min)	Term time (min)	Avg spd (km/h)	Veh type	No. of Veh	Service interval	Run time (min)	Term time (min)	Avg spd (km/h)	Veh type				
37 ISLINGTON &																														
Anw Service outside Toronto north of Steeles Avenue is provided under contract to York Region.																														
Monday to Friday 07-Sep-10																														
37 Islington Stn – Steeles 28.45																														
37A Islington Stn – Woodbine Centre and Humberwood via Rexdale Blvd 33.25																														
37D Islington Stn – Highway 7 via Pine Valley 38.86																														
Combined/Average																														
Every 4th 37 operates as a 37D																														
Saturday 28-Nov-09																														
37 Islington Stn – Steeles 28.45																														
37A Islington Stn – Woodbine Centre and Humberwood via Rexdale Blvd 33.25																														
Combined/Average																														
Sunday 03-Jan-10																														
37 Islington Stn – Steeles 28.45																														
37A Islington Stn – Woodbine Centre and Humberwood via Rexdale Blvd 33.25																														
37C Islington Stn – Steeles & Kipling 31.32																														
Combined/Average																														
311 ISLINGTON &																														
Anw Overnight, 7 days a week 23-Nov-08																														
311 Lake Shore – Steeles 41.56																														
Monday-Friday overnight																														
Saturday overnight																														
Sunday overnight																														
110 ISLINGTON SOUTH &																														
Qsy Monday to Friday 29-Mar-10																														
110 Islington Stn – Lake Shore 11.52																														
110A Islington Stn – Long Branch via Horner and Browns Line 17.56																														
110B Islington Stn – Long Branch via Horner and 30th Street 17.53																														
Combined/Average																														
Saturday 09-Jan-10																														
110 Islington Stn – Lake Shore 11.52																														
110A Islington Stn – Long Branch via Horner and Browns Line 17.56																														
Combined/Average																														
Sunday 03-Jan-10																														
110 Islington Stn – Lake Shore 11.52																														
110A Islington Stn – Long Branch via Horner and Browns Line 17.56																														
Combined/Average																														

Overnight service on Islington Avenue provided by 311 ISLINGTON



TORONTO TRANSIT COMMISSION

SERVICE SUMMARY

September 5 to October 9, 2010

Route	RT dist (km) and date of last change	Veh type	No. of Veh	Service interval	Run time (min)	Term time (min)	Avg spd (km/h)	Veh type	No. of Veh	Service interval	Run time (min)	Term time (min)	Avg spd (km/h)	Veh type	No. of Veh	Service interval	Run time (min)	Term time (min)	Avg spd (km/h)	Veh type	No. of Veh	Service interval	Run time (min)	Term time (min)	Avg spd (km/h)	Veh type	No. of Veh	Service interval	Run time (min)	Term time (min)	Avg spd (km/h)	First dep	First dep	Last dep	Last dep					
																																NB or WB	SB or EB	NB or WB	SB or EB					
35 JANE ♿	Arw	Service outside Toronto north of Steeles Avenue is provided under contract to York Region																																						
Monday to Friday	07-Sep-10	Monday-Friday morning peak period				Monday-Friday midday				Monday-Friday afternoon peak period				Monday-Friday early evening				Monday-Friday late evening																						
35A Jane Stn – Steeles via Hullmar	31.17	LF	9	11 ' 00 "	91	8	20.6							LF	6	17 ' 00 "	99	3	18.9																	520a	616a	831a	901a	
35B Jane Stn – Pioneer Village & Steeles	29.71							LF		27 ' 00 "	92	3	19.4	LF	6	17 ' 00 "	97	5	18.4	LF		26 ' 00 "	90	0	19.8										818a	904a	923p	1010p		
35C Jane Stn – Steeles	29.69	LF	9	11 ' 00 "	93	6	19.2	LF	21	4 ' 30 "	92	3	19.4	LF	6	17 ' 00 "	97	5	18.4	LF	14	6 ' 30 "	90	0	19.7	LF	9	9 ' 00 "	76	5	23.4			505a	425a	215a	145a			
35D Jane Stn – Langstaff Rd	40.41	LF	11	11 ' 00 "	117	4	20.7	LF	1	27 ' 00 "	117	5	20.7	LF	8	17 ' 00 "	125	11	19.4	LF	1	26 ' 00 "	115	2	21.1								530a	622a	940p	1041p				
35E Jane Stn – York University Express	34.28	LF	7	12 ' 40 "	88	1	23.4						LF	8	12 ' 30 "	100	0	20.6															706a	627a	940a	855a				
Combined/Average			36	2 ' 51 "						22	4 ' 30 "				34	3 ' 10 "						15	6 ' 30 "					9	9 ' 00 "			325p	235p	608p	607p					
										Every 6th 35C operates as a 35B				Every 4th 35C operates as a 35B				Every 4th 35C operates as a 35D																						
Saturday	06-Sep-08	Saturday early morning				Saturday morning				Saturday afternoon				Saturday early evening				Saturday late evening																						
35B Jane Stn – Pioneer Village & Steeles	29.71							LF		30 ' 00 "	93	2	19.1	LF		26 ' 00 "	93	2	19.1	LF	7.5	12 ' 00 "	86	4	20.7									821a	859a	954p	1036p			
35C Jane Stn – Steeles	29.69	LF	12	7 ' 00 "	80	4	22.3	LF	19	5 ' 00 "	93	2	19.2	LF	22	4 ' 20 "	93	2	19.2	LF	7.5	12 ' 00 "	86	4	20.7	LF	8	10 ' 00 "	76	4	23.4			512a	427a	215a	142a			
35D Jane Stn – Langstaff Rd	40.41	LF	1	28 ' 00 "	97	15	25.0	LF	1	30 ' 00 "	117	8	20.7	LF	1	26 ' 00 "	118	3	20.5														615a	714a	639p	742p				
Combined/Average			13	7 ' 00 "						20	5 ' 00 "				23	4 ' 20 "						15	6 ' 00 "					8	10 ' 00 "											
										Every 6th 35C operates as a 35B				Every 6th 35C operates as a 35B				Every 6th 35C operates as a 35D																						
Sunday	15-Feb-09	Sunday early morning				Sunday morning				Sunday afternoon				Sunday early evening				Sunday late evening																						
35B Jane Stn – Pioneer Village & Steeles	29.71							LF	8	11 ' 00 "	84	4	21.2	LF	9.5	10 ' 00 "	90	5	19.8	LF	6	14 ' 00 "	83	1	21.5								850a	926a	951p	1033p				
35C Jane Stn – Steeles	29.69	LF	3	30 ' 00 "	74	16	24.1	LF	8	11 ' 00 "	84	4	21.2	LF	9.5	10 ' 00 "	90	5	19.8	LF	6	14 ' 00 "	83	1	21.5	LF	8	10 ' 00 "	76	4	23.4			520a	427a	215a	142a			
Combined/Average			3	30 ' 00 "						16	5 ' 30 "				19	5 ' 00 "						12	7 ' 00 "					8	10 ' 00 "											
313 JANE ♿	Arw	Service outside Toronto north of Steeles Avenue is provided under contract to York Region																																						
Overnight, 7 days a week	31-Jul-05	Monday-Friday overnight				Saturday overnight				Sunday overnight																														
313 Steeles – Queen via Dundas and Roncesvalles	37.42	LF	3	30 ' 00 "	90	0	24.9	LF	3	30 ' 00 "	90	0	24.9	LF	3	30 ' 00 "	90	0	24.9																					
83 JONES ♿	Bir	Service outside Toronto north of Steeles Avenue is provided under contract to York Region																																						
Monday to Friday	17-Feb-09	Monday-Friday morning peak period				Monday-Friday midday				Monday-Friday afternoon peak period				Monday-Friday early evening				Monday-Friday late evening																						
83 Donlands Stn – Commissioners	7.61	LF	3	12 ' 00 "	36	0	12.7	LF	1	30 ' 00 "	30	0	15.2	LF	2	18 ' 00 "	36	0	12.7	LF	1	30 ' 00 "	30	0	15.2	LF	1	30 ' 00 "	30	0	15.2			535a	545a	115a	100a			
Saturday	21-Feb-09	Saturday early morning				Saturday morning				Saturday afternoon				Saturday early evening				Saturday late evening																						
83 Donlands Stn – Commissioners	7.61	LF	1	30 ' 00 "	30	0	15.2	LF	1	30 ' 00 "	30	0	15.2	LF	1	30 ' 00 "	30	0	15.2	LF	1	30 ' 00 "	30	0	15.2	LF	1	30 ' 00 "	30	0	15.2			615a	600a	115a	100a			
Sunday	15-Feb-09	Sunday morning				Sunday afternoon				Sunday early evening				Sunday late evening																										
83 Donlands Stn – Commissioners	7.61							LF	1	30 ' 00 "	30	0	15.2	LF	1	30 ' 00 "	30	0	15.2	LF	1	30 ' 00 "	30	0	15.2	LF	1	30 ' 00 "	30	0	15.2			915a	900a	115a	100a			



TORONTO TRANSIT COMMISSION

SERVICE SUMMARY

September 5 to October 9, 2010

Route	RT dist (km) and date of last change	Run time			Term time			Avg spd (km/h)			Run time			Term time			Avg spd (km/h)			Run time			Term time			Avg spd (km/h)			First dep NB or WB	First dep SB or EB	Last dep NB or WB	Last dep SB or EB										
		Veh type	No. of Veh	Service interval	(min)	(min)	(km/h)	Veh type	No. of Veh	Service interval	(min)	(min)	(km/h)	Veh type	No. of Veh	Service interval	(min)	(min)	(km/h)	Veh type	No. of Veh	Service interval	(min)	(min)	(km/h)	Veh type	No. of Veh	Service interval					(min)	(min)	(km/h)							
40 JUNCTION &	MtD																																									
Monday to Friday	24-Nov-08	Monday-Friday morning peak period						Monday-Friday midday						Monday-Friday afternoon peak period						Monday-Friday early evening						Monday-Friday late evening																
40 Dundas West Stn – Runnymede	6.03	LF	3	8 ' 00 "	20	4	18.1	LF	2	15 ' 00 "	30	0	12.1	LF	4	7 ' 30 "	30	0	12.1	LF	2	12 ' 00 "	22	2	16.4	LF	1	20 ' 00 "	16	4	22.6	456a	505a	140a	150a							
Saturday	29-Nov-08	Saturday early morning						Saturday morning						Saturday afternoon						Saturday early evening						Saturday late evening																
40 Dundas West Stn – Runnymede	6.03	LF	2	8 ' 00 "	14	2	25.8	LF	2	12 ' 00 "	22	2	16.4	LF	2	15 ' 00 "	30	0	12.1	LF	2	12 ' 00 "	18	6	20.1	LF	1	20 ' 00 "	16	4	22.6	510a	503a	150a	200a							
Sunday	23-Nov-08	Sunday early morning						Sunday morning						Sunday afternoon						Sunday early evening						Sunday late evening																
40 Dundas West Stn – Runnymede	6.03	LF	1	20 ' 00 "	14	6	25.8	LF	2	12 ' 00 "	20	4	18.1	LF	2	12 ' 00 "	20	4	18.1	LF	2	12 ' 00 "	18	6	20.1	LF	1	20 ' 00 "	14	6	25.8	500a	507a	210a	200a							
Overnight service provided by 313 JANE																																										
41 KEELE &	MtD																																									
Monday to Friday	07-Sep-10	Monday-Friday morning peak period						Monday-Friday midday						Monday-Friday afternoon peak period						Monday-Friday early evening						Monday-Friday late evening																
41 Keele Stn – York University and Steeles	32.46																																									
41B Keele Stn – Steeles & Petrolia via York University	33.25	LF	14	7 ' 45 "	108	1	18.5	LF	15	7 ' 20 "	110	0	18.1	LF	17	7 ' 05 "	120	1	16.6									LF	4	24 ' 00 "	92	4	21.2	614p	712p	230a	238a					
41E Keele Stn – York University Express	27.36	LF	8	11 ' 30 "	90	2	18.2							LF	9	11 ' 00 "	99	0	16.6											LF	1	20 ' 00 "	14	6	25.8	610a	647a	829a	819a			
Combined/Average		22 4 ' 38 "						15 7 ' 20 "						26 4 ' 19 "						7 15 ' 00 "						4 24 ' 00 "																
Saturday	29-Nov-08	Saturday early morning						Saturday morning						Saturday afternoon						Saturday early evening						Saturday late evening																
41 Keele Stn – York University and Steeles	32.46	LF	8	12 ' 00 "	96	0	20.3	LF	15	7 ' 20 "	110	0	17.7	LF	18	6 ' 15 "	112	0	17.4	LF	6	15 ' 00 "	90	0	21.6	LF	4	22 ' 00 "	88	0	22.1	455a	500a	140a	150a							
Sunday	23-Nov-08	Sunday early morning						Sunday morning						Sunday afternoon						Sunday early evening						Sunday late evening																
41 Keele Stn – York University and Steeles	32.46	LF	4	22 ' 00 "	88	0	22.1	LF	8	12 ' 00 "	96	0	20.3	LF	10	11 ' 15 "	112	0	17.4	LF	5	18 ' 00 "	90	0	21.6	LF	4	22 ' 00 "	88	0	22.1	630a	715a	140a	220a							
107 KEELE NORTH &	Wtl	Service outside Toronto north of Steeles Avenue, all late evening and weekend service in Toronto, and all midday service in Toronto on the 107B branch is provided under contract to York Region																																								
Monday to Friday	04-Jan-10	Monday-Friday morning peak period						Monday-Friday midday						Monday-Friday afternoon peak period						Monday-Friday early evening						Monday-Friday late evening																
107B Downsview Stn – Rutherford Go Stn via Chesswood and York University	33.76	Lift	6	16 ' 30 "	93	6	21.8	Lift	2	40 ' 00 "	75	5	27.0	Lift	5	20 ' 00 "	94	6	21.6																							
107B Downsview Stn – Rutherford Go Stn via Chesswood	32.32	Lift Two NB Trips																																								
107C Downsview Stn – Teston Rd	35.92																																									
107C Downsview Stn – Teston Rd via York University	37.37	Lift	3.5	33 ' 00 "	103	12	21.7	Lift	3	30 ' 00 "	86	4	26.1	Lift	3.5	34 ' 00 "	111	8	20.2									Lift	3	30 ' 00 "	80	10	26.9	Lift	2	40 ' 00 "	75	5	28.7	510a	1200a	1240a
107F Downsview Stn – Kirby Rd via York University	40.88	Lift	3.5	33 ' 00 "	115	0	21.3							Lift	3.5	34 ' 00 "	117	2	21.0																							
Combined/Average		13 8 ' 15 "						5 17 ' 09 "						12 9 ' 11 "						3 30 ' 00 "						2 40 ' 00 "																
Buses operate southbound via York University																																										
Buses operate via York University SB before noon, and NB after noon.																																										
Buses operate northbound via York University																																										
Saturday	09-Jan-10	Saturday early morning						Saturday morning						Saturday afternoon						Saturday early evening						Saturday late evening																
107C Downsview Stn – Teston Rd	35.92	Lift	1.5	60 ' 00 "	80	10	26.9	Lift	1.5	60 ' 00 "	86	4	25.1	Lift	1.5	60 ' 00 "	86	4	25.1	Lift	1.5	60 ' 00 "	80	10	26.9	Lift	1	80 ' 00 "	75	5	28.7	630a	715a	1040p	1124p							
107D Downsview Stn – McNaughton	32.22	Lift	1.5	60 ' 00 "	80	10	24.2	Lift	1.5	60 ' 00 "	86	4	22.5	Lift	1.5	60 ' 00 "	86	4	22.5	Lift	1.5	60 ' 00 "	80	10	24.2	Lift	1	80 ' 00 "	75	5	25.8	600a	645a	920p	1000p							
Combined/Average		3 30 ' 00 "						3 30 ' 00 "						3 30 ' 00 "						3 30 ' 00 "						2 40 ' 00 "																
Sunday	03-Jan-10	Sunday morning						Sunday afternoon						Sunday early evening						Sunday late evening																						
107C Downsview Stn – Teston Rd	35.92	Lift	1	80 ' 00 "	75	5	28.7	Lift	1	80 ' 00 "	75	5	28.7	Lift	1	80 ' 00 "	75	5	28.7	Lift	1	80 ' 00 "	75	5	28.7	Lift	1	80 ' 00 "	75	5	28.7	920a	840a	1040p	1123p							
107D Downsview Stn – McNaughton	32.22	Lift	1	80 ' 00 "	75	5	25.8	Lift	1	80 ' 00 "	75	5	25.8	Lift	1	80 ' 00 "	75	5	25.8	Lift	1	80 ' 00 "	75	5	25.8	Lift	1	80 ' 00 "	75	5	25.8	1000a	920a	1000p	1040p							
Combined/Average		2 40 ' 00 "						2 40 ' 00 "						2 40 ' 00 "						2 40 ' 00 "																						



TORONTO TRANSIT COMMISSION

SERVICE SUMMARY

September 5 to October 9, 2010

Route	RT dist (km) and date of last change	Veh			Run time	Term time	Avg spd	Veh			Run time	Term time	Avg spd	Veh			Run time	Term time	Avg spd	Veh			Run time	Term time	Avg spd	First dep NB or WB	First dep SB or EB	Last dep NB or WB	Last dep SB or EB						
		type	No. of Veh	Service interval	(min)	(min)	(km/h)	type	No. of Veh	Service interval	(min)	(min)	(km/h)	type	No. of Veh	Service interval	(min)	(min)	(km/h)	type	No. of Veh	Service interval	(min)	(min)	(km/h)										
43 KENNEDY &	Egl																																		
Monday to Friday	07-Sep-10	Monday-Friday morning peak period					Monday-Friday midday					Monday-Friday afternoon peak period					Monday-Friday early evening					Monday-Friday late evening													
43 Kennedy Stn – Steeles	23.76	LF	5.5	14 ' 00 "	72	5	19.8	LF	5	15 ' 00 "	70	5	20.4	LF	7.5	12 ' 00 "	86	4	16.6	LF	5	15 ' 00 "	70	5	20.4	LF	4	15 ' 00 "	60	0	23.8	525a	530a	210a	135a
43B Kennedy Stn – Scarborough Centre Stn via Progress	14.23	LF	3.5	14 ' 00 "	48	1	17.8	LF	3	15 ' 00 "	42	3	20.3	LF	4.5	12 ' 00 "	48	6	17.8	LF	3	15 ' 00 "	42	3	20.3	LF	1.5	30 ' 00 "	40	5	21.3	605a	533a	1258a	108a
Combined/Average			9	7 ' 00 "					8	7 ' 30 "					12	6 ' 00 "					8	7 ' 30 "					5.5	10 ' 00 "							
Alternates trips with 134 PROGRESS																																			
Saturday	09-Jan-10	Saturday early morning					Saturday morning					Saturday afternoon					Saturday early evening					Saturday late evening													
43 Kennedy Stn – Steeles	23.76	LF	3	20 ' 00 "	60	0	23.8	LF	6.5	12 ' 00 "	76	2	18.8	LF	6.5	12 ' 00 "	76	2	18.8	LF	3	20 ' 00 "	60	0	23.8	LF	3	20 ' 00 "	60	0	23.8	540a	610a	205a	130a
43B Kennedy Stn – Scarborough Centre Stn via Progress	14.23	LF	2	20 ' 00 "	40	0	21.3	LF	3.5	12 ' 00 "	40	2	21.3	LF	3.5	12 ' 00 "	40	2	21.3	LF	2	20 ' 00 "	40	0	21.3	LF	1.5	30 ' 00 "	40	5	21.3	550a	610a	103a	1257a
Combined/Average			5	10 ' 00 "					10	6 ' 00 "					10	6 ' 00 "					5	10 ' 00 "					4.5	12 ' 00 "							
Alternates trips with 134 PROGRESS																																			
Sunday	03-Jan-10	Sunday morning					Sunday afternoon					Sunday early evening					Sunday late evening																		
43 Kennedy Stn – Steeles	23.76	LF	8	8 ' 45 "	65	5	21.9	LF	8	8 ' 45 "	68	2	21.0	LF	3	20 ' 00 "	54	6	26.4	LF	3	20 ' 00 "	54	6	26.4	LF	3	20 ' 00 "	54	6	26.4	800a	830a	210a	137a
43B Kennedy Stn – Scarborough Centre Stn via Progress	14.23	LF	1.5	30 ' 00 "	40	5	21.3	LF	1.5	30 ' 00 "	40	5	21.3	LF	1.5	30 ' 00 "	40	5	21.3	LF	1.5	30 ' 00 "	40	5	21.3	LF	1.5	30 ' 00 "	40	5	21.3	900a	910a	100a	1240a
Combined/Average			9.5	6 ' 46 "					9.5	6 ' 46 "					4.5	12 ' 00 "					4.5	12 ' 00 "					4.5	12 ' 00 "							
Alternates trips with 134 PROGRESS																																			
504 KING	Ron/Rus/Qsy	Temporary routing change - for TTC track work on Roncesvalles between Dundas & Queen and on King between Queen & Close.																																	
Monday to Friday	07-Sep-10	Monday-Friday morning peak period					Monday-Friday midday					Monday-Friday afternoon peak period					Monday-Friday early evening					Monday-Friday late evening													
504 Roncesvalles & Queen–Broadview Stn	22.30	CLRV	25	4 ' 00 "	98	2	13.7	CLRV	23	4 ' 15 "	94	4	14.2	CLRV	34	3 ' 20 "	108	6	12.4	CLRV	17	5 ' 30 "	89	5	15.0	CLRV	12	7 ' 00 "	82	2	16.3	500a	506a	205a	215a
504 Roncesvalles & Queen–Broadview Stn	22.30	ALRV	7	trips																															
504 Roncesvalles & Queen–Broadview Stn	22.30	CLRV	9	trips																															
Combined/Average			41																																
504 Dundas West Stn – Roncesvalles & Queen	5.46	HF	8	3 ' 45 "	30	0	10.9	HF	6	5 ' 00 "	30	0	10.9	HF	9	3 ' 20 "	28	2	11.7	HF	5	5 ' 30 "	24	4	13.7	HF	4	7 ' 00 "	24	4	13.7	448a	457a	238a	247a
See also 508 LAKE SHORE																																			
Saturday	15-May-10	Saturday early morning					Saturday morning					Saturday afternoon					Saturday early evening					Saturday late evening													
504 Roncesvalles & Queen–Broadview Stn	22.30	CLRV	9	10 ' 00 "	87	3	15.4	CLRV	11	8 ' 20 "	91	1	14.7	CLRV	15	6 ' 15 "	91	3	14.7	CLRV	10	8 ' 00 "	80	0	16.7	CLRV	9	9 ' 00 "	78	3	17.2	500a	459a	230a	259a
For bus service on Roncesvalles see 501 QUEEN																																			
Sunday	09-May-10	Sunday early morning					Sunday morning					Sunday afternoon					Sunday early evening					Sunday late evening													
504 Roncesvalles & Queen–Broadview Stn	22.30	CLRV	6	15 ' 00 "	82	8	16.3	CLRV	13	7 ' 00 "	88	3	15.2	CLRV	15	6 ' 15 "	89	5	15.0	CLRV	9	9 ' 00 "	80	1	16.7	CLRV	8	10 ' 00 "	79	1	16.9	520a	528a	220a	229a
For bus service on Roncesvalles see 501 QUEEN																																			
Overnight service on Roncesvalles Avenue provided by 313 JANE and overnight service on Broadview Avenue provided by 303 DON MILLS																																			

**TORONTO TRANSIT COMMISSION****SERVICE SUMMARY**

September 5 to October 9, 2010

Route	RT dist (km) and date of last change	Veh type	No. of Veh	Service interval	Run time (min)	Term time (min)	Avg spd (km/h)	Veh type	No. of Veh	Service interval	Run time (min)	Term time (min)	Avg spd (km/h)	Veh type	No. of Veh	Service interval	Run time (min)	Term time (min)	Avg spd (km/h)	Veh type	No. of Veh	Service interval	Run time (min)	Term time (min)	Avg spd (km/h)	First dep NB or WB	First dep SB or EB	Last dep NB or WB	Last dep SB or EB																					
12 KINGSTON RD &	Bir																																																	
Monday to Friday	07-Sep-10		Monday-Friday morning peak period				Monday-Friday midday				Monday-Friday afternoon peak period				Monday-Friday early evening				Monday-Friday late evening																															
12 Victoria Park Stn – St Clair	16.85	LF	4	14 ' 00 "	54	2	18.7	LF	2.5	20 ' 00 "	50	0	20.2	LF	3.5	16 ' 00 "	54	2	18.7	LF	2.5	20 ' 00 "	50	0	20.2			523a	545a	955p	950p																			
12B Victoria Park Stn – Kennedy Stn via Brimley	22.61	LF	5	14 ' 00 "	68	2	20.0	LF	3.5	20 ' 00 "	65	5	20.9	LF	4.5	16 ' 00 "	72	0	18.8	LF	3.5	20 ' 00 "	65	5	20.9	LF	3	20 ' 00 "	60	0	22.6	556a	552a	110a	100a															
Combined/Average			9	7 ' 00 "				6	10 ' 00 "					8	8 ' 00 "					6	10 ' 00 "					3	20 ' 00 "																							
Before 9:00 am, 12 operates Kingston Rd, Brimley, Barkdene, Brooklawn, St Clair, Brimley and Kingston Rd After 9:00 am, 12 operates Kingston Rd, Brimley, St Clair, Brooklawn, Barkdene, Brimley and Kingston Rd																																																		
Saturday	29-Nov-08		Saturday early morning				Saturday morning				Saturday afternoon				Saturday early evening				Saturday late evening																															
12B Victoria Park Stn – Kennedy Stn via Brimley	22.61	LF	4	17 ' 00 "	65	3	20.9	LF	4	17 ' 00 "	65	3	20.9	LF	4	17 ' 00 "	65	3	20.9	LF	3	20 ' 00 "	60	0	22.6	LF	2	30 ' 00 "	60	0	22.6	529a	603a	100a	100a															
Sunday	23-Nov-08		Sunday morning				Sunday afternoon				Sunday early evening				Sunday late evening																																			
12B Victoria Park Stn – Kennedy Stn via Brimley	22.61		LF	4	17 ' 00 "	65	3	20.9	LF	4	17 ' 00 "	65	3	20.9	LF	3	20 ' 00 "	60	0	22.6	LF	2	30 ' 00 "	60	0	22.6			802a	745a	100a	100a																		
Overnight service on Victoria Park Avenue provided by 324 VICTORIA PARK																																																		
503 KINGSTON RD	Mal		See 502 DOWNTOWNER																																															
45 KIPLING &	Qsy																																																	
Monday to Friday	07-Sep-10		Monday-Friday morning peak period				Monday-Friday midday				Monday-Friday afternoon peak period				Monday-Friday early evening				Monday-Friday late evening																															
45 Kipling Stn – Steeles	29.34	LF	5	16 ' 00 "	76	4	23.2	LF	10	8 ' 00 "	72	8	24.4	LF	7	12 ' 00 "	79	5	22.3	LF	9	8 ' 00 "	68	4	25.9	LF	5	13 ' 00 "	61	4	28.9	430a	445a	151a	207a															
45A Kipling Stn – Carlingview via Belfield	25.04	LF	4	16 ' 00 "	59	5	25.5	LF	3	20 ' 00 "	56	4	26.8	LF	5	12 ' 00 "	59	1	25.5																															
45E Kipling Stn – Steeles Express	29.34	LF	14	5 ' 00 "	67	3	26.3							LF	10	7 ' 15 "	72	1	24.4																															
Combined/Average			23	3 ' 05 "				13	5 ' 43 "					22	3 ' 17 "					9	8 ' 00 "						5	13 ' 00 "																						
Saturday	20-Feb-10		Saturday early morning				Saturday morning				Saturday afternoon				Saturday early evening				Saturday late evening																															
45 Kipling Stn – Steeles	29.34	LF	5	13 ' 00 "	65	0	27.1	LF	8	9 ' 00 "	70	2	25.1	LF	9	8 ' 00 "	70	2	25.1	LF	6	12 ' 00 "	66	6	26.7	LF	4	17 ' 00 "	61	7	28.9	543a	543a	134a	207a															
Sunday	14-Feb-10		Sunday morning				Sunday afternoon				Sunday early evening				Sunday late evening																																			
45 Kipling Stn – Steeles	29.34		LF	5	15 ' 00 "	67	8	26.3	LF	6	12 ' 00 "	68	4	25.9	LF	6	12 ' 00 "	68	4	25.9	LF	4	17 ' 00 "	61	7	28.9			800a	807a	100a	133a																		
44 KIPLING SOUTH &	Qsy																																																	
Monday to Friday	07-Sep-10		Monday-Friday morning peak period				Monday-Friday midday				Monday-Friday afternoon peak period				Monday-Friday early evening				Monday-Friday late evening																															
44 Kipling Stn – Lake Shore	10.38	LF	9	4 ' 00 "	36	0	17.3	LF	6	6 ' 00 "	36	0	17.3	LF	8	4 ' 30 "	36	0	17.3	LF	3	12 ' 00 "	30	6	20.8	LF	2	15 ' 00 "	30	0	20.8	501a	516a	147a	202a															
Saturday	20-Feb-10		Saturday early morning				Saturday morning				Saturday afternoon				Saturday early evening				Saturday late evening																															
44 Kipling Stn – Lake Shore	10.38	LF	2	15 ' 00 "	30	0	20.8	LF	2	15 ' 00 "	30	0	20.8	LF	3	12 ' 00 "	34	2	18.3	LF	1	30 ' 00 "	30	0	20.8	LF	1	30 ' 00 "	29	1	21.5	503a	518a	147a	202a															
Sunday	14-Feb-10		Sunday morning				Sunday afternoon				Sunday early evening				Sunday late evening																																			
44 Kipling Stn – Lake Shore	10.38		LF	2	15 ' 00 "	30	0	20.8	LF	2	15 ' 00 "	30	0	20.8	LF	1	30 ' 00 "	30	0	20.8	LF	1	30 ' 00 "	29	1	21.5			847a	902a	1247a	205a																		
508 LAKE SHORE	Ron	Temporary rerouting via Queen and Shaw, due TTC track work on King St. between Queen St. and Close St.																																																
Monday to Friday	21-Jun-10		Monday-Friday morning peak period				Monday-Friday afternoon peak period																																											
508 Long Branch – Parliament	18.80	CLRV	3	Three EB trips																																														
508 Church – Long Branch	17.40													CLRV	4	Four WB trips																																		



TORONTO TRANSIT COMMISSION

SERVICE SUMMARY

September 5 to October 9, 2010

Route	RT dist (km) and date of last change	Monday-Friday morning peak period					Monday-Friday midday					Monday-Friday afternoon peak period					Monday-Friday early evening					Monday-Friday late evening					First dep NB or WB	First dep SB or EB	Last dep NB or WB	Last dep SB or EB						
		Veh type	No. of Veh	Service interval	Run time (min)	Term time (min)	Avg spd (km/h)	Veh type	No. of Veh	Service interval	Run time (min)	Term time (min)	Avg spd (km/h)	Veh type	No. of Veh	Service interval	Run time (min)	Term time (min)	Avg spd (km/h)	Veh type	No. of Veh	Service interval	Run time (min)	Term time (min)	Avg spd (km/h)	Veh type					No. of Veh	Service interval	Run time (min)	Term time (min)	Avg spd (km/h)	
30 LAMBTON &	Qsy																																			
Monday to Friday	07-Sep-10	Monday-Friday morning peak period																																		
30 Kipling Stn – High Park Stn	18.39	LF	4	15 ' 00 "	53	7	20.8	LF	2	30 ' 00 "	49	11	22.5	LF	3	20 ' 00 "	53	7	20.8	LF	2	30 ' 00 "	56	4	19.7	LF	2	30 ' 00 "	44	16	25.1	520a	540a	1258a	105a	
Saturday	11-Sep-10	Saturday early morning																																		
30 Kipling Stn – High Park Stn	18.39	LF	2	30 ' 00 "	44	16	25.1	LF	2	30 ' 00 "	48	12	23.0	LF	2	30 ' 00 "	48	12	23.0	LF	2	30 ' 00 "	48	12	23.0	LF	2	30 ' 00 "	44	16	25.1	530a	600a	100a	100a	
Sunday	05-Sep-10	Sunday morning																																		
30 Kipling Stn – High Park Stn	18.39							LF	2	30 ' 00 "	48	12	23.0	LF	2	30 ' 00 "	48	12	23.0	LF	2	30 ' 00 "	48	12	23.0	LF	2	30 ' 00 "	44	16	25.1	830a	900a	100a	100a	
47 LANSLOWNE &	MtD																																			
Monday to Friday	17-Feb-09	Monday-Friday morning peak period																																		
47 Queen – St Clair	8.51	LF	4	11 ' 00 "	36	8	14.2	LF	2.5	15 ' 00 "	36	2	14.4	LF	3	13 ' 00 "	36	3	14.2	LF	2	18 ' 00 "	36	0	14.2	LF	1	30 ' 00 "	30	0	17.0	500a	445a	145a	128a	
47B Queen – Yorkdale Stn via Caledonia and Bridgeland	25.11	LF	4	22 ' 00 "	86	2	17.5	LF	5.5	15 ' 00 "	76	7	19.8	LF	3.5	26 ' 00 "	91	0	16.6	LF	5	18 ' 00 "	78	12	19.3	LF	3	30 ' 00 "	69	21	21.8	530a	512a	1258a	1253a	
47C Queen – Yorkdale Stn via Caledonia and Orfus	24.46	LF	4	22 ' 00 "	86	2	17.1	LF					LF	3.5	26 ' 00 "	91	0	16.1														541a	520a	859a	900a	
Combined/Average			12	5 ' 30 "					8	7 ' 30 "					10	6 ' 30 "					7	9 ' 00 "					4	15 ' 00 "					319p	245p	621p	614p
Saturday	29-Nov-08	Saturday early morning																																		
47 Queen – St Clair	8.51	LF	2.5	18 ' 00 "	36	9	14.2	LF	2.5	18 ' 00 "	36	9	14.2	LF	3	18 ' 00 "	44	10	11.6	LF	2	20 ' 00 "	36	4	14.2	LF	1	30 ' 00 "	30	0	17.0	559a	627a	145a	128a	
47B Queen – Yorkdale Stn via Caledonia and Bridgeland	25.11	LF	4.5	18 ' 00 "	80	1	18.8	LF	4.5	18 ' 00 "	80	1	18.8	LF	5	18 ' 00 "	88	2	17.1	LF	4	20 ' 00 "	78	2	19.3	LF	3	30 ' 00 "	69	21	21.8	549a	516a	1258a	1253a	
Combined/Average			7	9 ' 00 "					7	9 ' 00 "					8	9 ' 00 "					6	10 ' 00 "					4	15 ' 00 "								
Sunday	23-Nov-08	Sunday early morning																																		
47 Queen – St Clair	8.51	LF	2	20 ' 00 "	36	4	14.2	LF	2	20 ' 00 "	36	4	14.2	LF	2	20 ' 00 "	36	4	14.2	LF	2	20 ' 00 "	36	4	14.2	LF	1	30 ' 00 "	30	0	17.0	548a	530a	145a	128a	
47B Queen – Yorkdale Stn via Caledonia and Bridgeland	25.11							LF	4	20 ' 00 "	78	2	19.3	LF	4	20 ' 00 "	78	2	19.3	LF	4	20 ' 00 "	78	2	19.3	LF	3	30 ' 00 "	69	21	21.8	812a	755a	1258a	1253a	
Combined/Average			2	20 ' 00 "					6	10 ' 00 "					6	10 ' 00 "					6	10 ' 00 "					4	15 ' 00 "								
54 LAWRENCE EAST &	Egl																																			
Monday to Friday	07-Sep-10	Monday-Friday morning peak period																																		
54 Eglinton Stn – Orton Park	40.09	LF	15	9 ' 00 "	131	4	18.4	LF	10	12 ' 00 "	120	0	20.0	LF	13	10 ' 00 "	130	0	18.5	LF	6	20 ' 00 "	120	0	20.0	LF	3.5	30 ' 00 "	105	0	22.9	515a	607a	108a	147a	
54A Eglinton Stn – Starspray Blvd	53.90	LF	19	9 ' 00 "	168	3	19.3	LF	13	12 ' 00 "	150	6	21.6	LF	17	10 ' 00 "	168	2	19.3	LF	7	20 ' 00 "	140	0	23.1	LF	4.5	30 ' 00 "	123	12	26.3	515a	518a	132a	209a	
54E Lawrence East Stn – Starspray Blvd Express	26.96	LF	7	9 ' 00 "	63	0	25.7						LF	7	10 ' 00 "	64	6	25.3															634a	706a	849a	827a
Combined/Average			41	3 ' 00 "					23	6 ' 00 "					37	3 ' 20 "					13	10 ' 00 "					8	15 ' 00 "					338p	326p	658p	706p
Saturday	29-Nov-08	Saturday early morning																																		
54 Eglinton Stn – Orton Park	40.09	LF	4	30 ' 00 "	120	0	20.0	LF	7.5	16 ' 00 "	120	0	20.0	LF	9	14 ' 00 "	120	6	20.0	LF	3.5	30 ' 00 "	105	0	22.9	LF	3.5	30 ' 00 "	105	0	22.9	553a	623a	107a	215a	
54A Eglinton Stn – Starspray Blvd	53.90	LF	5	30 ' 00 "	150	0	21.6	LF	9.5	16 ' 00 "	152	0	21.3	LF	11	14 ' 00 "	152	2	21.3	LF	4.5	30 ' 00 "	123	12	26.3	LF	4.5	30 ' 00 "	123	12	26.3	528a	608a	132a	130a	
Combined/Average			9	15 ' 00 "					17	8 ' 00 "					20	7 ' 00 "					8	15 ' 00 "					8	15 ' 00 "								
Sunday	23-Nov-08	Sunday early morning																																		
54 Eglinton Stn – Orton Park	40.09	LF	3.5	30 ' 00 "	105	0	22.9	LF	6	20 ' 00 "	115	5	20.9	LF	7.5	16 ' 00 "	115	5	20.9	LF	3.5	30 ' 00 "	105	0	22.9	LF	3.5	30 ' 00 "	105	0	22.9	635a	730a	105a	215a	
54A Eglinton Stn – Starspray Blvd	53.90	LF	4.5	30 ' 00 "	135	0	24.0	LF	7	20 ' 00 "	138	2	23.4	LF	9.5	16 ' 00 "	140	12	23.1	LF	4.5	30 ' 00 "	120	15	27.0	LF	4.5	30 ' 00 "	120	15	27.0	723a	715a	144a	130a	
Combined/Average			8	15 ' 00 "					13	10 ' 00 "					17	8 ' 00 "					8	15 ' 00 "					8	15 ' 00 "								

54 operates north via Scarborough Golf Club Road before 300p, north via Orton Park Road after 300p
 Overnight service east of Kingston Road provided by 305 EGLINTON EAST.



TORONTO TRANSIT COMMISSION

SERVICE SUMMARY

September 5 to October 9, 2010

Route	RT dist (km) and date of last change	Veh type	No. of Veh	Service interval	Run time (min)	Term time (min)	Avg spd (km/h)	Veh type	No. of Veh	Service interval	Run time (min)	Term time (min)	Avg spd (km/h)	Veh type	No. of Veh	Service interval	Run time (min)	Term time (min)	Avg spd (km/h)	Veh type	No. of Veh	Service interval	Run time (min)	Term time (min)	Avg spd (km/h)	First dep NB or WB	First dep SB or EB	Last dep NB or WB	Last dep SB or EB						
354 LAWRENCE EAST &	Egl																																		
Overnight, 7 days a week	14-Feb-10			Monday-Friday overnight				Saturday overnight						Sunday overnight																					
354 Eglinton Stn – U of T Scarborough	51.50	LF	3.5	30' 00"	96	9	32.2	LF	3.5	30' 00"	96	9	32.2	LF	3.5	30' 00"	96	9	32.2																
				Alternates trips with 305 EGLINTON EAST				Alternates trips with 305 EGLINTON EAST				Alternates trips with 305 EGLINTON EAST																							
400 LAWRENCE MANOR COMMUNITY BUS &	W-T																																		
Monday to Friday	2-Sep-97							Monday-Friday midday						Monday-Friday afternoon peak period																					
400 Baycrest – Lawrence West Stn		CB	1	60' 00"	60	0		CB	1	60' 00"	60	0														1000a	930a	500p	430p						
52 LAWRENCE WEST	MtD																																		
Monday to Friday	07-Sep-10			Monday-Friday morning peak period				Monday-Friday midday						Monday-Friday afternoon peak period							Monday-Friday early evening						Monday-Friday late evening								
52 Lawrence Stn – Martin Grove	30.61	HF	19	5' 10"	97	2	19.0	HF	13	7' 00"	90	1	20.4	HF	17	7' 00"	117	2	15.7	HF	7	12' 00"	84	0	21.9	HF	4	20' 00"	80	0	23.0	550a	454a	200a	122a
52C Lawrence West Stn – Culford via Benton	9.77	HF	2	20' 00"	35	5	16.7	See 59C MAPLE LEAF			See 59C MAPLE LEAF			See 59C MAPLE LEAF			See 59C MAPLE LEAF			See 59C MAPLE LEAF			See 59C MAPLE LEAF			637a	617a	857a	917a						
52C Lawrence West Stn – Culford	9.48													HF	2	21' 00"	38	4	15.0												258p	320p	655p	634p	
Combined/Average				21	4' 06"			13	7' 00"					19	5' 15"					7	12' 00"					4	20' 00"								
Saturday	26-Jun-10			Saturday early morning				Saturday morning						Saturday afternoon							Saturday early evening					Saturday late evening									
52 Lawrence Stn – Martin Grove	30.61	LF	7	13' 00"	90	1	20.4	LF	9	10' 00"	90	0	20.4	LF	13	8' 00"	99	5	18.6	LF	7	12' 00"	84	0	21.9	LF	3	30' 00"	80	10	23.0	605a	522a	115a	129a
Sunday	20-Jun-10			Sunday early morning				Sunday morning						Sunday afternoon							Sunday early evening					Sunday late evening									
52 Lawrence Stn – Martin Grove	30.61	LF	6	15' 00"	90	0	20.4	LF	8	12' 00"	90	6	20.4	LF	11	9' 00"	99	0	18.6	LF	6	15' 00"	80	10	23.0	LF	3	30' 00"	80	10	23.0	646a	707a	1248a	104a
352 LAWRENCE WEST	MtD																																		
Overnight, 7 days a week	20-Jun-10			Monday-Friday overnight				Saturday overnight						Sunday overnight																					
352 Lawrence Stn – Weston Rd	19.58	LF	2	30' 00"	60	0	19.6	LF	2	30' 00"	60	0	19.6	LF	2	30' 00"	60	0	19.6																
162 LAWRENCE-DONWAY &	Wil																																		
Monday to Friday	23-Nov-09			Monday-Friday morning peak period				Monday-Friday midday						Monday-Friday afternoon peak period							Monday-Friday early evening					Monday-Friday late evening									
162 Lawrence Stn – Don Mills	20.13	LF	2	30' 00"	60	0	20.1	LF	2	30' 00"	60	0	20.1	LF	2	30' 00"	60	0	20.1	LF	2	30' 00"	60	0	20.1	LF	2	30' 00"	60	0	20.1	628a	700a	1258a	100a
Saturday	29-Nov-08			Saturday early morning				Saturday morning						Saturday afternoon							Saturday early evening					Saturday late evening									
162 Lawrence Stn – Don Mills	20.13	LF	2	30' 00"	60	0	20.1	LF	2	30' 00"	60	0	20.1	LF	2	30' 00"	60	0	20.1	LF	2	30' 00"	60	0	20.1	LF	2	30' 00"	60	0	20.1	628a	700a	1258a	100a
Sunday	23-Nov-08							Sunday morning						Sunday afternoon							Sunday early evening					Sunday late evening									
162 Lawrence Stn – Don Mills	20.13							LF	2	30' 00"	60	0	20.1	LF	2	30' 00"	60	0	20.1	LF	2	30' 00"	60	0	20.1	LF	2	30' 00"	60	0	20.1	858a	900a	1258a	100a

**TORONTO TRANSIT COMMISSION****SERVICE SUMMARY**

September 5 to October 9, 2010

Route	RT dist (km) and date of last change	Veh type	No. of Veh	Run time (min)	Term time (min)	Avg spd (km/h)	Veh type	No. of Veh	Run time (min)	Term time (min)	Avg spd (km/h)	Veh type	No. of Veh	Run time (min)	Term time (min)	Avg spd (km/h)	Veh type	No. of Veh	Run time (min)	Term time (min)	Avg spd (km/h)	Veh type	No. of Veh	Run time (min)	Term time (min)	Avg spd (km/h)	First dep NB or WB	First dep SB or EB	Last dep NB or WB	Last dep SB or EB
56 LEASIDE &		Wtl / MtD																												
Monday to Friday		07-Sep-10																												
56 Donlands Stn – Eglinton Stn		15.32																												
56 Donlands Stn – Eglinton Stn		15.32																												
56B Donlands Stn – Brentcliffe		10.15																												
Combined/Average																														
		5 11 ' 23 "								4 12 ' 00 "																				
														Alternates trips with 5 AVENUE RD				Alternates trips with 5 AVENUE RD												
Saturday		29-Nov-08																												
56 Donlands Stn – Eglinton Stn		15.32																												
		2 30 ' 00 "				2 30 ' 00 "				2 30 ' 00 "				1.5 30 ' 00 "				1.5 30 ' 00 "				600a 600a				108a 115a				
														Alternates trips with 5 AVENUE RD				Alternates trips with 5 AVENUE RD												
Sunday		23-Nov-08																												
56 Donlands Stn – Eglinton Stn		15.32																												
		1.5 30 ' 00 "				1.5 30 ' 00 "				1.5 30 ' 00 "				1.5 30 ' 00 "				852a 830a				122a 100a								
		Alternates trips with 5 AVENUE RD												Alternates trips with 5 AVENUE RD				Alternates trips with 5 AVENUE RD				Alternates trips with 5 AVENUE RD								
51 LESLIE &		Wtl																												
Monday to Friday		07-Sep-10																												
51 Eglinton Stn – Steeles		34.07																												
		8 13 ' 00 "				3 30 ' 00 "				7 16 ' 00 "				3 30 ' 00 "				2.5 30 ' 00 "				510a 550a				100a 1240a				
																		Alternates trips with 61 AVENUE RD NORTH												
Saturday		29-Nov-08																												
51 Eglinton Stn – Steeles		34.07																												
		2.5 30 ' 00 "				3 30 ' 00 "				3 30 ' 00 "				2.5 30 ' 00 "				2.5 30 ' 00 "				545a 622a				110a 1250a				
														Alternates trips with 61 AVENUE RD NORTH				Alternates trips with 61 AVENUE RD NORTH												
Sunday		23-Nov-08																												
51 Eglinton Stn – Steeles		34.07																												
		3 30 ' 00 "				3 30 ' 00 "				3 30 ' 00 "				2.5 30 ' 00 "				2.5 30 ' 00 "				815a 822a				110a 1250a				
																		Alternates trips with 61 AVENUE RD NORTH				Alternates trips with 61 AVENUE RD NORTH								
64 MAIN &		Bir																												
Monday to Friday		07-Sep-10																												
64 Queen – Eastdale		6.71																												
		4 8 ' 00 "				3 10 ' 00 "				4 8 ' 00 "				2 15 ' 00 "				1 30 ' 00 "				557a 541a				110a 125a				
Saturday		27-Jun-09																												
64 Queen – Eastdale		6.71																												
		2 15 ' 00 "				2 15 ' 00 "				2 15 ' 00 "				1 30 ' 00 "				1 30 ' 00 "				547a 600a				110a 125a				
Sunday		05-Sep-10																												
64 Queen – Eastdale		6.71																												
		1 30 ' 00 "				2 15 ' 00 "				2 15 ' 00 "				1 30 ' 00 "				1 30 ' 00 "				840a 825a				110a 125a				



TORONTO TRANSIT COMMISSION

SERVICE SUMMARY

September 5 to October 9, 2010

Route	RT dist (km) and date of last change	Run time			Term time (min)	Avg spd (km/h)	Run time			Term time (min)	Avg spd (km/h)	Run time			Term time (min)	Avg spd (km/h)	Run time			Term time (min)	Avg spd (km/h)	First dep NB or WB	First dep SB or EB	Last dep NB or WB	Last dep SB or EB																
		Veh type	No. of Veh	Service interval			Veh type	No. of Veh	Service interval			Veh type	No. of Veh	Service interval			Veh type	No. of Veh	Service interval																						
<p>58 MALTON & Pearson Airport M+D Service outside Toronto west of Pearson Airport is provided under contract to the City of Mississauga</p>																																									
<p>Monday to Friday 07-Sep-10</p>		Monday-Friday morning peak period					Monday-Friday midday					Monday-Friday afternoon peak period					Monday-Friday early evening					Monday-Friday late evening																			
58A Lawrence West Stn – Pearson Airport	37.34	LF	15	7 ' 00 "	104	1	21.5	LF	7	14 ' 00 "	96	2	23.3	LF	20	6 ' 00 "	119	1	18.8	LF	4.5	21 ' 00 "	89	6	25.2	LF	3	30 ' 00 "	86	4	26.0	505a	519a	110a	157a						
58B Lawrence West Stn – Westwood	40.02	LF	1	21 ' 00 "	111	15	21.6	LF	8	14 ' 00 "	108	4	22.2	LF	1	18 ' 00 "	131	7	18.3	LF	5.5	21 ' 00 "	99	17	24.3	LF	3	30 ' 00 "	87	3	27.6	520a	554a	1254a	115a						
<p>Combined/Average</p>			16	7 ' 00 "					15	7 ' 00 "					21	6 ' 00 "					10	10 ' 30 "					6	15 ' 00 "													
<p>Every 3rd 58A operates as a 58B</p>																																									
<p>Saturday 09-Jan-10</p>		Saturday early morning					Saturday morning					Saturday afternoon					Saturday early evening					Saturday late evening																			
58 Lawrence West Stn – McNaughton	36.42							LF	5	20 ' 00 "	91	9	24.0	LF	7	16 ' 00 "	103	9	21.2	LF	4	24 ' 00 "	91	5	24.0	LF	1.5	60 ' 00 "	86	4	25.4	907a	1024a	1258a	150a						
58A Lawrence West Stn – Pearson Airport	37.34	LF	7	12 ' 00 "	75	9	29.9	LF	5	20 ' 00 "	96	4	23.3	LF	7	16 ' 00 "	108	4	20.7	LF	4	24 ' 00 "	94	2	23.8	LF	1.5	60 ' 00 "	86	4	26.0	515a	547a	1258a	207a						
58D Lawrence West Stn – McNaughton via Pearson Airport	45.77	LF	1	36 ' 00 "	110	10	25.0																																		
<p>Combined/Average</p>			8	12 ' 00 "					10	10 ' 00 "					14	8 ' 00 "					8	12 ' 00 "					3	30 ' 00 "													
<p>Sunday 03-Jan-10</p>		Sunday early morning					Sunday morning					Sunday afternoon					Sunday early evening					Sunday late evening																			
58 Lawrence West Stn – McNaughton	36.42	LF	2.5	40 ' 00 "	90	10	24.3	LF	4	24 ' 00 "	89	7	24.6	LF	6	18 ' 00 "	99	9	22.1	LF	3	30 ' 00 "	85	5	25.7	LF	1.5	60 ' 00 "	85	5	25.7	610a	700a	1150p	1242a						
58A Lawrence West Stn – Pearson Airport	37.34	LF	2.5	40 ' 00 "	84	16	26.7	LF	4	24 ' 00 "	90	6	24.9	LF	6	18 ' 00 "	100	8	22.4	LF	3	30 ' 00 "	86	4	26.0	LF	1.5	60 ' 00 "	86	4	26.0	510a	540a	1258a	200a						
<p>Combined/Average</p>			5	20 ' 00 "					8	12 ' 00 "					12	9 ' 00 "					6	15 ' 00 "					3	30 ' 00 "													
<p>59 MAPLE LEAF M+D</p>																																									
<p>Monday to Friday 07-Sep-10</p>		Monday-Friday morning peak period					Monday-Friday midday					Monday-Friday afternoon peak period					Monday-Friday early evening					Monday-Friday late evening																			
59A Lawrence West Stn – Weston Rd via Gary Drive	17.28	HF	3	22 ' 00 "	62	4	16.7							HF	2	40 ' 00 "	75	5	13.8																						
59B Lawrence West Stn – Weston Rd via Church	16.79	HF	3	22 ' 00 "	62	4	16.2							HF	2	40 ' 00 "	75	5	13.4																						
59C Lawrence West Stn – Weston Rd via Benton/Culford and Church	21.28							HF	1	60 ' 00 "	60	0	21.3							HF	1	60 ' 00 "	60	0	21.3	HF	1	60 ' 00 "	60	0	21.3	HF	1	60 ' 00 "	60	0	21.3				
59C Lawrence West Stn – Weston Rd via Benton/Culford and Gary Rd	21.28							HF	1	60 ' 00 "	60	0	21.3							HF	1	60 ' 00 "	60	0	21.3	HF	1	60 ' 00 "	60	0	21.3	HF	1	60 ' 00 "	60	0	21.3				
<p>Combined/Average</p>			6	11 ' 00 "					2	30 ' 00 "					4	20 ' 00 "					2	30 ' 00 "					2	30 ' 00 "													
<p>Saturday 26-Jun-10</p>		Saturday early morning					Saturday morning					Saturday afternoon					Saturday early evening					Saturday late evening																			
59C Lawrence West Stn – Weston Rd via Benton/Culford and Church	21.28	LF	1	60 ' 00 "	60	0	21.3	LF	1	60 ' 00 "	60	0	21.3	LF	1	60 ' 00 "	60	0	21.3	LF	1	60 ' 00 "	60	0	21.3	LF	1	60 ' 00 "	60	0	21.3	LF	1	60 ' 00 "	60	0	21.3	630a	600a	1230a	1200a
59C Lawrence West Stn – Weston Rd via Benton/Culford and Gary Rd	21.28	LF	1	60 ' 00 "	60	0	21.3	LF	1	60 ' 00 "	60	0	21.3	LF	1	60 ' 00 "	60	0	21.3	LF	1	60 ' 00 "	60	0	21.3	LF	1	60 ' 00 "	60	0	21.3	LF	1	60 ' 00 "	60	0	21.3	600a	630a	100a	1230a
<p>Combined/Average</p>			2	30 ' 00 "					2	30 ' 00 "					2	30 ' 00 "					2	30 ' 00 "					2	30 ' 00 "													
<p>Sunday 03-Jan-10</p>		Sunday morning					Sunday afternoon					Sunday early evening					Sunday late evening																								
59C Lawrence West Stn – Weston Rd via Benton/Culford and Church	21.28	LF	1	60 ' 00 "	60	0	21.3	LF	1	60 ' 00 "	60	0	21.3	LF	1	60 ' 00 "	60	0	21.3	LF	1	60 ' 00 "	60	0	21.3	LF	1	60 ' 00 "	60	0	21.3	LF	1	60 ' 00 "	60	0	21.3	930a	900a	1230a	1200a
59C Lawrence West Stn – Weston Rd via Benton/Culford and Gary Rd	21.28	LF	1	60 ' 00 "	60	0	21.3	LF	1	60 ' 00 "	60	0	21.3	LF	1	60 ' 00 "	60	0	21.3	LF	1	60 ' 00 "	60	0	21.3	LF	1	60 ' 00 "	60	0	21.3	LF	1	60 ' 00 "	60	0	21.3	900a	930a	100a	1230a
<p>Combined/Average</p>									2	30 ' 00 "					2	30 ' 00 "					2	30 ' 00 "					2	30 ' 00 "													



TORONTO TRANSIT COMMISSION

SERVICE SUMMARY

September 5 to October 9, 2010

Route	RT dist (km) and date of last change	Veh type	No. of Veh	Service interval	Run time (min)	Term time (min)	Avg spd (km/h)	Veh type	No. of Veh	Service interval	Run time (min)	Term time (min)	Avg spd (km/h)	Veh type	No. of Veh	Service interval	Run time (min)	Term time (min)	Avg spd (km/h)	Veh type	No. of Veh	Service interval	Run time (min)	Term time (min)	Avg spd (km/h)	Veh type	No. of Veh	Service interval	Run time (min)	Term time (min)	Avg spd (km/h)	First dep NB or WB	First dep SB or EB	Last dep NB or WB	Last dep SB or EB					
102 MARKHAM RD &	Bir	Service outside Toronto north of Steeles Avenue is provided under contract to York Region																																						
Monday to Friday	07-Sep-10	Monday-Friday morning peak period				Monday-Friday midday				Monday-Friday afternoon peak period				Monday-Friday early evening				Monday-Friday late evening																						
102 Warden Stn – McNicoll	32.88							LF	3	30'00"	85	5	23.2	LF	2	48'00"	88	8	22.4	LF	3	30'00"	82	8	24.1									859a	944a	1239a	1251a			
102A Warden Stn – Progress (Centennial College)	23.71	LF	8	8'45"	70	0	20.3	LF	5	15'00"	68	7	20.9	LF	7	11'15"	78	1	18.2	LF	3	24'00"	66	6	21.6	LF	2	30'00"	50	10	28.4			613a	648a	100a	126a			
102C Warden Stn – Passmore	35.78	LF	6	17'30"	100	5	21.5						LF	5	22'30"	108	5	19.9															455a	507a	605p	704p				
102D Warden Stn – Mount Joy GO Stn	52.74	LF	9	17'30"	150	8	21.1	LF	5	30'00"	140	10	22.6	LF	7	22'30"	156	2	20.3	LF	3	48'00"	142	2	22.3							440a	555a	1030p	1150p					
Combined/Average			23	4'23"					13	7'30"					19	5'38"					8	12'00"					5	15'00"												
		102D NB trips operate via Dynamic.				102D SB trips operate via Dynamic.																																		
Saturday	21-Feb-09	Saturday early morning				Saturday morning				Saturday afternoon				Saturday early evening				Saturday late evening																						
102 Warden Stn – McNicoll	32.88	LF	6	14'00"	80	4	24.7	LF	7	12'00"	84	0	23.5	LF	7	12'00"	84	0	23.5	LF	5	15'00"	72	3	27.4	LF	3	30'00"	82	8	24.1			528a	614a	103a	136a			
102D Warden Stn – Mount Joy GO Stn	52.74							LF	1	60'00"	144	0	22.0	LF	1	60'00"	144	0	22.0	LF	1	60'00"	120	15	26.4							722a	834a	1103p	1200a					
Combined/Average			6	14'00"					8	12'00"					8	12'00"					6	15'00"					3	30'00"												
		Every 5th 102 operates as a 102D				Every 5th 102 operates as a 102D				Every 5th 102 operates as a 102D				Every 4th 102B operates as a 102D																										
Sunday	05-Sep-10	Sunday early morning				Sunday morning				Sunday afternoon				Sunday early evening				Sunday late evening																						
102 Warden Stn – McNicoll	32.88	LF	3	30'00"	80	10	24.7	LF	6	14'00"	80	4	24.7	LF	8	11'00"	85	3	23.2	LF	5	15'00"	72	3	27.4	LF	3	30'00"	75	15	26.3			720a	720a	100a	136a			
102D Warden Stn – Mount Joy GO Stn	52.74	LF	1	60'00"	136	4	23.3	LF	1	56'00"	136	4	23.3	LF	1	55'00"	136	7	23.3	LF	1	60'00"	120	15	26.4							800a	912a	1100p	1200a					
Combined/Average			4	30'00"					7	14'00"					9	11'00"					6	15'00"					3	30'00"												
		Every 2nd 102 operates as a 102D				Every 4th 102 operates as a 102D				Every 5th 102 operates as a 102D				Every 4th 102B operates as a 102D																										
46 MARTIN GROVE &	Arw	Service outside Toronto north of Steeles Avenue is provided under contract to York Region																																						
Monday to Friday	07-Sep-10	Monday-Friday morning peak period				Monday-Friday midday				Monday-Friday afternoon peak period				Monday-Friday early evening				Monday-Friday late evening																						
46 Kipling Stn – Steeles	31.38	LF	9	10'00"	90	0	20.9	LF	5	17'00"	84	1	22.4	LF	8	11'15"	90	0	20.9	LF	4	20'00"	75	5	25.1	LF	3	30'00"	75	15	25.1			451a	503a	130a	1243a			
Saturday	07-Jan-06	Saturday early morning				Saturday morning				Saturday afternoon				Saturday early evening				Saturday late evening																						
46 Kipling Stn – Steeles	31.38	LF	4	20'00"	75	5	25.1	LF	5	15'00"	75	0	25.1	LF	5	15'00"	75	0	25.1	LF	4	20'00"	74	6	25.4	LF	3	30'00"	74	16	25.4			513a	555a	130a	1243a			
Sunday	01-Jan-06	Sunday morning				Sunday afternoon				Sunday early evening				Sunday late evening																										
46 Kipling Stn – Steeles	31.38							LF	4	20'00"	75	5	25.1	LF	4	20'00"	75	5	25.1	LF	4	20'00"	75	5	25.1	LF	3	30'00"	75	15	25.1			840a	758a	130a	1243a			
16 McCOWAN &	Bir	Service outside Toronto north of Steeles Avenue is provided under contract to York Region																																						
Monday to Friday	07-Sep-10	Monday-Friday morning peak period				Monday-Friday midday				Monday-Friday afternoon peak period				Monday-Friday early evening				Monday-Friday late evening																						
16 Warden Stn – Scarborough Centre Stn	18.33	LF	8	7'45"	62	0	17.7	LF	4	15'00"	59	1	18.6	LF	8	8'15"	65	1	16.9	LF	4	13'00"	52	0	21.2	LF	3	15'00"	45	0	24.4			517a	520a	124a	149a			
Saturday	15-May-10	Saturday early morning				Saturday morning				Saturday afternoon				Saturday early evening				Saturday late evening																						
16 Warden Stn – Scarborough Centre Stn	18.33	LF	3	15'00"	45	0	24.4	LF	4	12'30"	50	0	22.0	LF	4	12'30"	50	0	22.0	LF	3	15'00"	45	0	24.4	LF	2	24'00"	45	3	24.4			523a	545a	132a	200a			
Sunday	09-May-10	Sunday early morning				Sunday morning				Sunday afternoon				Sunday early evening				Sunday late evening																						
16 Warden Stn – Scarborough Centre Stn	18.33	LF	3	17'00"	50	1	22.0	LF	3	17'00"	50	1	22.0	LF	4	12'30"	50	0	22.0	LF	2	24'00"	44	4	25.0	LF	2	24'00"	45	3	24.4			732a	758a	132a	200a			
		Overnight service on McCowan Road provided by 302 DANFORTH RD-McCOWAN																																						



TORONTO TRANSIT COMMISSION

SERVICE SUMMARY

September 5 to October 9, 2010

Route	RT dist (km) and date of last change	Veh type	No. of Veh	Service interval	Run time (min)	Term time (min)	Avg spd (km/h)	Veh type	No. of Veh	Service interval	Run time (min)	Term time (min)	Avg spd (km/h)	Veh type	No. of Veh	Service interval	Run time (min)	Term time (min)	Avg spd (km/h)	Veh type	No. of Veh	Service interval	Run time (min)	Term time (min)	Avg spd (km/h)	Veh type	No. of Veh	Service interval	Run time (min)	Term time (min)	Avg spd (km/h)	First dep NB or WB	First dep SB or EB	Last dep NB or WB	Last dep SB or EB	
129 McCOWAN NORTH &	Mal	Service outside Toronto north of Steeles Avenue is provided under contract to York Region																																		
Monday to Friday	07-Sep-10	Monday-Friday morning peak period				Monday-Friday midday				Monday-Friday afternoon peak period				Monday-Friday early evening				Monday-Friday late evening																		
129 Scarborough Centre Stn – Steeles	14.41	LF	12	4' 00"	47	1	18.4	LF	8	5' 15"	42	0	20.8	LF	12	4' 15"	50	1	17.3	LF	8	5' 00"	40	0	21.6	LF	1	40' 00"	40	0	21.6	548a	524a	153a	150a	
129A Scarborough Centre Stn – Major Mackenzie	34.29	LF	4	12' 00"	95	1	21.7	LF	2	26' 15"	87	8	23.6	LF	3	17' 00"	92	10	22.4	LF	2	25' 00"	88	2	23.4	LF	2	40' 00"	80	0	25.7	552a	534a	1050p	1130p	
Combined/Average			16	4' 00"					10	5' 15"					15	4' 15"					10	5' 00"					3	20' 00"								
			Every 3rd 129 operates as a 129A				Every 5th 129 operates as a 129A				Every 3rd 129 operates as a 129A				Every 5th 129 operates as a 129A																					
Saturday	08-Aug-09	Saturday early morning				Saturday morning				Saturday afternoon				Saturday early evening				Saturday late evening																		
129 Scarborough Centre Stn – Steeles	14.41	LF	6	7' 00"	42	0	20.6	LF	6	7' 00"	42	0	20.6	LF	8	5' 45"	45	1	19.2	LF	1	40' 00"	36	4	24.0	LF	2	20' 00"	40	0	21.6	550a	530a	200a	145a	
129A Scarborough Centre Stn – Major Mackenzie	34.29	LF	2	28' 00"	88	10	23.4	LF	2	28' 00"	88	10	23.4	LF	2	23' 00"	90	2	22.9	LF	2	40' 00"	80	0	25.7							600a	602a	1020p	1100p	
Combined/Average			8	7' 00"					8	7' 00"					10	5' 45"					3	20' 00"					2	20' 00"								
			Every 4th 129 operates as a 129A				Every 4th 129 operates as a 129A				Every 4th 129 operates as a 129A				Every 4th 129 operates as a 129A																					
Sunday	02-Aug-09	Sunday morning				Sunday afternoon				Sunday early evening				Sunday late evening																						
129 Scarborough Centre Stn – Steeles	14.41		LF	4	10' 00"	40	0	21.6		LF	5	8' 00"	40	0	21.6		LF	3	15' 00"	40	5	21.6		LF	2	20' 00"	40	0	21.6	800a	815a	200a	145a			
129A Scarborough Centre Stn – Major Mackenzie	34.29		LF	1	40' 00"	80	0	25.7		LF	1	40' 00"	80	0	25.7		LF	1	45' 00"	80	10	25.7								900a	900a	1020p	1100p			
Combined/Average				5	10' 00"						6	8' 00"						4	15' 00"							2	20' 00"									
			Every 4th 129 operates as a 129A				Every 5th 129 operates as a 129A				Every 3rd 129 operates as a 129A																									
Overnight service provided by 302 DANFORTH RD-McCOWAN																																				
130 MIDDLEFIELD &	Mal	Service outside Toronto north of Steeles Avenue is provided under contract to York Region																																		
Monday to Friday	05-Jan-09	Monday-Friday morning peak period				Monday-Friday midday				Monday-Friday afternoon peak period				Monday-Friday early evening				Monday-Friday late evening																		
130 Scarborough Centre Stn – Steeles	15.96								Lift	1.5	30' 00"	40	5	23.9						Lift	2	22' 00"	44	0	21.8	Lift	1.5	30' 00"	40	4	23.9	915a	540a 702p	240p	240p 1240a	
130 Scarborough Centre Stn – Steeles/ 130B Scarborough Centre Stn – Steeles via Maybrook	16.56	Lift	3	15' 00"	45	0	22.1							Lift	3	15' 00"	45	0	22.1												600a	305p	852a	640p		
Combined/Average																																				
			130 operates SB; 130B operates NB				Alternates trips with 132 MILNER				130 operates NB; 130B operates SB				Alternates trips with 132 MILNER																					
Saturday	10-Jan-09	Saturday early morning				Saturday morning				Saturday afternoon				Saturday early evening				Saturday late evening																		
130 Scarborough Centre Stn – Steeles	15.96	Lift	1.5	30' 00"	44	1	21.8	Lift	1.5	30' 00"	44	1	21.8	Lift	1.5	30' 00"	44	1	21.8	Lift	1.5	30' 00"	40	4	23.9	Lift	1.5	30' 00"	40	4	23.9	545a	608a	115a	1240a	
Combined/Average																																				
			Alternates trips with 132 MILNER				Alternates trips with 132 MILNER				Alternates trips with 132 MILNER				Alternates trips with 132 MILNER																					
Sunday	04-Jan-09	Sunday morning				Sunday afternoon				Sunday early evening				Sunday late evening																						
130 Scarborough Centre Stn – Steeles	15.96		Lift	1.5	30' 00"	44	1	21.8		Lift	1.5	30' 00"	44	1	21.8		Lift	1.5	30' 00"	40	4	23.9		Lift	1.5	30' 00"	40	4	23.9	815a	838a	115a	1240a			
Combined/Average																																				
			Alternates trips with 132 MILNER				Alternates trips with 132 MILNER				Alternates trips with 132 MILNER				Alternates trips with 132 MILNER																					
57 MIDLAND &	Bir	Service outside Toronto north of Steeles Avenue is provided under contract to York Region																																		
Monday to Friday	07-Sep-10	Monday-Friday morning peak period				Monday-Friday midday				Monday-Friday afternoon peak period				Monday-Friday early evening				Monday-Friday late evening																		
57 Kennedy Stn – Steeles	23.43	LF	12	6' 00"	70	2	20.1	LF	6	11' 00"	66	0	21.3	LF	9	7' 30"	68	0	20.8	LF	5	12' 00"	60	0	23.4	LF	2	30' 00"	52	8	27.0	450a	450a	115a	110a	
57 Kennedy Stn – Steeles	23.43	LF	1	Tripper																																
Combined/Average			13	6' 00"					6	11' 00"					9	7' 30"					5	12' 00"					2	30' 00"								
Saturday	09-Jan-10	Saturday early morning				Saturday morning				Saturday afternoon				Saturday early evening				Saturday late evening																		
57 Kennedy Stn – Steeles	23.43	LF	3	20' 00"	60	0	23.4	LF	4	15' 00"	60	0	23.4	LF	4	15' 00"	60	0	23.4	LF	2	30' 00"	52	8	27.0	LF	2	30' 00"	52	8	27.0	515a	545a	1245a	110a	
Combined/Average																																				
Sunday	03-Jan-10	Sunday morning				Sunday afternoon				Sunday early evening				Sunday late evening																						
57 Kennedy Stn – Steeles	23.43		LF	2	30' 00"	60	0	23.4		LF	3	20' 00"	60	0	23.4		LF	2	30' 00"	52	8	27.0		LF	2	30' 00"	52	8	27.0	745a	815a	1245a	110a			



TORONTO TRANSIT COMMISSION

SERVICE SUMMARY

September 5 to October 9, 2010

Route	RT dist (km) and date of last change	Veh type	No. of Veh	Service interval	Run time (min)	Term time (min)	Avg spd (km/h)	Veh type	No. of Veh	Service interval	Run time (min)	Term time (min)	Avg spd (km/h)	Veh type	No. of Veh	Service interval	Run time (min)	Term time (min)	Avg spd (km/h)	Veh type	No. of Veh	Service interval	Run time (min)	Term time (min)	Avg spd (km/h)	First dep NB or WB	First dep SB or EB	Last dep NB or WB	Last dep SB or EB													
132 MILNER &	Mal																																									
Monday to Friday	07-Sep-10		Monday-Friday morning peak period				Monday-Friday midday				Monday-Friday afternoon peak period				Monday-Friday early evening				Monday-Friday late evening																							
132 Scarborough Centre Stn – McLevin and Hupfield	19.81	LF	4	12' 00"	48	0	24.8	LF	1.5	30' 00"	45	0	26.4	LF	3	16' 00"	48	0	24.8	LF	2	23' 00"	46	0	25.8	LF	1.5	30' 00"	42	4	28.6	600a	536a	100a	1254a							
			Alternates trips with 130 MIDDLEFIELD												Alternates trips with 130 MIDDLEFIELD																											
Saturday	09-Jan-10		Saturday early morning				Saturday morning				Saturday afternoon				Saturday early evening				Saturday late evening																							
132 Scarborough Centre Stn – McLevin and Hupfield	19.81	LF	1.5	30' 00"	45	0	26.4	LF	1.5	30' 00"	45	0	26.4	LF	1.5	30' 00"	45	0	26.4	LF	1.5	30' 00"	42	4	28.6	LF	1.5	30' 00"	42	4	28.6	600a	552a	100a	1254a							
			Alternates trips with 130 MIDDLEFIELD												Alternates trips with 130 MIDDLEFIELD				Alternates trips with 130 MIDDLEFIELD				Alternates trips with 130 MIDDLEFIELD																			
Sunday	03-Jan-10		Sunday morning				Sunday afternoon				Sunday early evening				Sunday late evening																											
132 Scarborough Centre Stn – McLevin and Hupfield	19.81	LF	1.5	30' 00"	45	0	26.4	LF	1.5	30' 00"	45	0	26.4	LF	1.5	30' 00"	45	0	26.4	LF	1.5	30' 00"	42	4	28.6	LF	1.5	30' 00"	42	4	28.6	900a	852a	100a	1254a							
			Alternates trips with 130 MIDDLEFIELD												Alternates trips with 130 MIDDLEFIELD				Alternates trips with 130 MIDDLEFIELD				Alternates trips with 130 MIDDLEFIELD																			
116 MORNINGSIDE &	Egl																																									
Monday to Friday	07-Sep-10		Monday-Friday morning peak period				Monday-Friday midday				Monday-Friday afternoon peak period				Monday-Friday early evening				Monday-Friday late evening																							
116 Kennedy Stn – Finch	35.76	LF	17	5' 45"	92	6	23.3	LF	10	9' 00"	90	0	23.8	LF	21	4' 31"	95	0	22.6	LF	11	7' 30"	80	3	26.9	LF	6	14' 00"	75	9	28.6	508a	500a	225a	257a							
116A Kennedy Stn – Conlins Rd via Ellesmere/116E Kennedy Stn – Scarborough College and Conlins Rd Express	29.30	LF	5	15' 00"	72	3	24.4	LF	3	22' 00"	66	0	26.6	LF	5	15' 00"	72	3	24.4	LF	3	22' 00"	66	0	26.6	LF	2	30' 00"	60	0	29.3	605a	556a	108a	1240a							
Combined/Average			22 4' 09"				13 6' 23"				26 3' 29"				14 5' 36"				8 9' 33"																							
Saturday	20-Feb-10		Saturday early morning				Saturday morning				Saturday afternoon				Saturday early evening				Saturday late evening																							
116 Kennedy Stn – Finch	35.76	LF	4	18' 00"	72	0	29.8	LF	13	6' 30"	85	0	25.4	LF	13	6' 30"	85	0	25.4	LF	8	10' 00"	77	3	27.9	LF	5	15' 00"	75	0	28.6	540a	523a	225a	302a							
116A Kennedy Stn – Conlins Rd via Ellesmere/116E Kennedy Stn – Scarborough College and Conlins Rd Express	29.30	LF	2	30' 00"	53	7	33.2	LF	2	30' 00"	59	1	29.8	LF	2	30' 00"	59	1	29.8	LF	2	30' 00"	53	7	33.2	LF	2	30' 00"	53	7	33.2	628a	631a	1240a	114a							
Combined/Average			6 11' 15"				15 5' 21"				15 5' 21"				10 7' 30"				7 10' 00"																							
Sunday	14-Feb-10		Sunday morning				Sunday afternoon				Sunday early evening				Sunday late evening																											
116 Kennedy Stn – Finch	35.76	LF	9	9' 00"	81	0	26.5	LF	9	9' 00"	81	0	26.5	LF	7	11' 00"	76	1	28.2	LF	3	24' 00"	71	1	30.2																	
116A Kennedy Stn – Conlins Rd via Ellesmere/116E Kennedy Stn – Scarborough College and Conlins Rd Express	29.30	LF	2	30' 00"	52	8	33.8	LF	2	30' 00"	52	8	33.8	LF	2	30' 00"	52	8	33.8	LF	2	30' 00"	52	8	33.8	LF	2	30' 00"	48	12	36.6	755a	816a	1255a	126a							
Combined/Average			11 6' 55"				11 6' 55"				9 8' 03"				5 13' 20"																											

Before Noon 116A operates WB and 116E operates EB. After Noon 116A operates EB and 116E operates WB



TORONTO TRANSIT COMMISSION

SERVICE SUMMARY

September 5 to October 9, 2010

Route	RT dist (km) and date of last change	Monday-Friday morning peak period			Monday-Friday midday			Monday-Friday afternoon peak period			Monday-Friday early evening			Monday-Friday late evening			First dep NB or WB	First dep SB or EB	Last dep NB or WB	Last dep SB or EB															
		Veh type	No. of Veh	Run time (min)	Term time (min)	Avg spd (km/h)	Veh type	No. of Veh	Run time (min)	Term time (min)	Avg spd (km/h)	Veh type	No. of Veh	Run time (min)	Term time (min)	Avg spd (km/h)					Veh type	No. of Veh	Run time (min)	Term time (min)	Avg spd (km/h)										
62 MORTIMER & Monday to Friday	Bir 17-Feb-09	Monday-Friday morning peak period			Monday-Friday midday			Monday-Friday afternoon peak period			Monday-Friday early evening			Monday-Friday late evening																					
62 Broadview Stn – Main Street Stn	12.09	LF	3	15 ' 00 "	44	1	16.5	LF	2	22 ' 00 "	42	2	17.3	LF	3	15 ' 00 "	44	1	16.5	LF	2	20 ' 00 "	40	0	18.1	LF	1.5	30 ' 00 "	40	1	18.1	540a	553a	1255a	115a
		Alternates trips with 20 CLIFFSIDE																																	
Saturday	29-Nov-08	Saturday early morning			Saturday morning			Saturday afternoon			Saturday early evening			Saturday late evening																					
62 Broadview Stn – Main Street Stn	12.09	LF	2	20 ' 00 "	40	0	18.1	LF	2	22 ' 00 "	44	0	16.5	LF	2	20 ' 00 "	40	0	18.1	LF	2	20 ' 00 "	40	0	18.1	LF	1.5	30 ' 00 "	40	1	18.1	612a	552a	1255a	115a
		Alternates trips with 20 CLIFFSIDE																																	
Sunday	23-Nov-08	Sunday morning			Sunday afternoon			Sunday early evening			Sunday late evening																								
62 Broadview Stn – Main Street Stn	12.09		LF	2	20 ' 00 "	40	0	18.1		LF	3	15 ' 00 "	40	5	18.1		LF	1.5	30 ' 00 "	40	1	18.1		LF	1.5	30 ' 00 "	40	1	18.1	815a	835a	1255a	115a		
		Alternates trips with 20 CLIFFSIDE																																	
171 MT DENNIS Monday to Friday	MtD 17-Feb-09	Monday-Friday early morning			Monday-Friday midday			Monday-Friday afternoon peak period			Monday-Friday early evening			Monday-Friday late evening																					
171 Mt Dennis – Jane & Weston	6.82	HF	1	20 ' 00 "	18	2	22.7	HF	1	20 ' 00 "	18	2	22.7	HF	1	20 ' 00 "	18	2	22.7	HF	1	20 ' 00 "	18	2	22.7	HF	1	20 ' 00 "	18	2	22.7	400a	409a	1120p	1134p
Saturday	26-Jun-10	Saturday early morning			Saturday midday			Saturday afternoon peak period			Saturday early evening			Saturday late evening																					
171 Mt Dennis – Jane & Weston	6.82	LF	1	20 ' 00 "	18	2	22.7	LF	1	20 ' 00 "	18	2	22.7	LF	1	20 ' 00 "	18	2	22.7	LF	1	20 ' 00 "	18	2	22.7	LF	1	20 ' 00 "	18	2	22.7	400a	409a	1100p	1109p
Sunday	20-Jun-10	Sunday early morning			Sunday midday			Sunday afternoon peak period			Sunday early evening			Sunday late evening																					
171 Mt Dennis – Jane & Weston	6.82	LF	1	20 ' 00 "	18	2	22.7	LF	1	20 ' 00 "	18	2	22.7	LF	1	20 ' 00 "	18	2	22.7	LF	1	20 ' 00 "	18	2	22.7	LF	1	20 ' 00 "	18	2	22.7	400a	409a	1120p	1134p
74 MT PLEASANT & Monday to Friday	Wil 24-Nov-08	Monday-Friday morning peak period			Monday-Friday midday			Monday-Friday afternoon peak period			Monday-Friday early evening			Monday-Friday late evening																					
74 St Clair Stn – Eglinton	6.15	LF	2	15 ' 00 "	30	0	12.3	LF	1	30 ' 00 "	30	0	12.3	LF	2	18 ' 00 "	36	0	10.3	LF	1	30 ' 00 "	30	0	12.3	LF	1	30 ' 00 "	30	0	12.3	615a	604a	115a	100a
Saturday	29-Nov-08	Saturday early morning			Saturday morning			Saturday afternoon			Saturday early evening			Saturday late evening																					
74 St Clair Stn – Eglinton	6.15	LF	1	30 ' 00 "	30	0	12.3	LF	1	30 ' 00 "	30	0	12.3	LF	1	30 ' 00 "	30	0	12.3	LF	1	30 ' 00 "	30	0	12.3	LF	1	30 ' 00 "	30	0	12.3	715a	700a	115a	100a
Sunday	23-Nov-08	Sunday morning			Sunday afternoon			Sunday early evening			Sunday late evening																								
74 St Clair Stn – Eglinton	6.15		LF	1	30 ' 00 "	30	0	12.3		LF	1	30 ' 00 "	30	0	12.3		LF	1	30 ' 00 "	30	0	12.3		LF	1	30 ' 00 "	30	0	12.3	900a	915a	115a	100a		
103 MT PLEASANT NORTH & Monday to Friday	Wil 24-Nov-08	Monday-Friday morning peak period			Monday-Friday midday			Monday-Friday afternoon peak period			Monday-Friday early evening			Monday-Friday late evening																					
103 Eglinton Stn – Doncliffe	7.92	LF	2	15 ' 00 "	30	0	15.8	LF	2	15 ' 00 "	30	0	15.8	LF	2	15 ' 00 "	30	0	15.8	LF	2	15 ' 00 "	30	0	15.8	LF	1	30 ' 00 "	30	0	15.8	600a	615a	100a	115a
Saturday	29-Nov-08	Saturday early morning			Saturday morning			Saturday afternoon			Saturday early evening			Saturday late evening																					
103 Eglinton Stn – Doncliffe	7.92	LF	1	30 ' 00 "	30	0	15.8	LF	2	15 ' 00 "	30	0	15.8	LF	2	15 ' 00 "	30	0	15.8	LF	1	30 ' 00 "	30	0	15.8	LF	1	30 ' 00 "	30	0	15.8	545a	600a	100a	115a
Sunday	23-Nov-08	Sunday morning			Sunday afternoon			Sunday early evening			Sunday late evening																								
103 Eglinton Stn – Doncliffe	7.92		LF	1	30 ' 00 "	30	0	15.8		LF	1	30 ' 00 "	30	0	15.8		LF	1	30 ' 00 "	30	0	15.8		LF	1	30 ' 00 "	30	0	15.8	830a	815a	100a	115a		



TORONTO TRANSIT COMMISSION

SERVICE SUMMARY

September 5 to October 9, 2010

Route	RT dist (km) and date of last change	Monday-Friday morning peak period					Monday-Friday midday					Monday-Friday afternoon peak period					Monday-Friday early evening					Monday-Friday late evening					First dep NB or WB	First dep SB or EB	Last dep NB or WB	Last dep SB or EB					
		Veh type	No. of Veh	Service interval	Run time (min)	Term time (min)	Avg spd (km/h)	Veh type	No. of Veh	Service interval	Run time (min)	Term time (min)	Avg spd (km/h)	Veh type	No. of Veh	Service interval	Run time (min)	Term time (min)	Avg spd (km/h)	Veh type	No. of Veh	Service interval	Run time (min)	Term time (min)	Avg spd (km/h)	Veh type					No. of Veh	Service interval	Run time (min)	Term time (min)	Avg spd (km/h)
133 NEILSON & Monday to Friday	Mal 07-Sep-10	Monday-Friday morning peak period					Monday-Friday midday					Monday-Friday afternoon peak period					Monday-Friday early evening					Monday-Friday late evening													
133 Scarborough Centre Stn – Morningside Heights	25.22	LF	9	8 ' 00 "	70	2	21.6	LF	7	10 ' 00 "	70	0	21.6	LF	11	7 ' 00 "	74	3	20.4	LF	8	9 ' 00 "	70	2	21.6	LF	3.5	20 ' 00 "	65	5	23.3	532a	459a	140a	123a
Alternates trips with 38 HIGHLAND CREEK																																			
Saturday	03-Apr-10	Saturday early morning					Saturday morning					Saturday afternoon					Saturday early evening					Saturday late evening													
133 Scarborough Centre Stn – Morningside Heights	25.22	LF	6	12 ' 00 "	70	2	21.6	LF	6	12 ' 00 "	70	2	21.6	LF	8	9 ' 00 "	70	2	21.6	LF	6	12 ' 00 "	70	2	21.6	LF	3.5	20 ' 00 "	70	0	21.6	540a	520a	100a	100a
Alternates trips with 38 HIGHLAND CREEK																																			
Sunday	28-Mar-10	Sunday morning					Sunday afternoon					Sunday early evening					Sunday late evening																		
133 Scarborough Centre Stn – Morningside Heights	25.22							LF	5	12 ' 00 "	60	0	25.2	LF	7	10 ' 00 "	70	0	21.6	LF	5	13 ' 00 "	60	5	25.2	LF	4	15 ' 00 "	60	0	25.2	900a	825a	100a	105a

All buses serve Centenary Hospital in both directions except where noted.
Overnight service provided by 321 YORK MILLS

Route	RT dist (km) and date of last change	Monday-Friday morning peak period					Monday-Friday midday					Monday-Friday afternoon peak period					Monday-Friday early evening					Monday-Friday late evening					First dep NB or WB	First dep SB or EB	Last dep NB or WB	Last dep SB or EB					
		Veh type	No. of Veh	Service interval	Run time (min)	Term time (min)	Avg spd (km/h)	Veh type	No. of Veh	Service interval	Run time (min)	Term time (min)	Avg spd (km/h)	Veh type	No. of Veh	Service interval	Run time (min)	Term time (min)	Avg spd (km/h)	Veh type	No. of Veh	Service interval	Run time (min)	Term time (min)	Avg spd (km/h)	Veh type					No. of Veh	Service interval	Run time (min)	Term time (min)	Avg spd (km/h)
131 NUGGET & Monday to Friday	Mal 07-Sep-10	Monday-Friday morning peak period					Monday-Friday midday					Monday-Friday afternoon peak period					Monday-Friday early evening					Monday-Friday late evening													
131 Scarborough Centre Stn – Old Finch & Morningview	20.20							LF	3	18 ' 00 "	54	0	22.4							LF	3	17 ' 00 "	51	0	23.8	LF	2	22 ' 00 "	44	0	27.5	550a	520a	100a	1238a
131E Kennedy Stn – Old Finch Express	33.46	LF	13	7 ' 00 "	90	1	22.3						LF	11	8 ' 30 "	93	1	21.6														650a	605a	910a	832a
332p 311p 622p 535p																																			
Saturday	09-Jan-10	Saturday early morning					Saturday morning					Saturday afternoon					Saturday early evening					Saturday late evening													
131 Scarborough Centre Stn – Old Finch & Morningview	20.20	LF	3	18 ' 00 "	54	0	22.4	LF	3	18 ' 00 "	54	0	22.4	LF	3	18 ' 00 "	54	0	22.4	LF	2	25 ' 00 "	50	0	24.2	LF	2	22 ' 00 "	44	0	27.5	630a	639a	100a	1238a
Sunday	03-Jan-10	Sunday morning					Sunday afternoon					Sunday early evening					Sunday late evening																		
131 Scarborough Centre Stn – Old Finch & Morningview	20.20							LF	2	26 ' 00 "	52	0	23.3	LF	2	26 ' 00 "	52	0	23.3	LF	2	25 ' 00 "	50	0	24.2	LF	2	22 ' 00 "	44	0	27.5	826a	800a	100a	1238a

Operates NB via Morningview before 3:00 pm, and NB via Littles after 3:00 pm.



TORONTO TRANSIT COMMISSION

SERVICE SUMMARY

September 5 to October 9, 2010

Route	RT dist (km) and date of last change	Run time			Term time			Avg spd (km/h)			Run time			Term time			Avg spd (km/h)			Run time			Term time			Avg spd (km/h)			First dep NB or WB	First dep SB or EB	Last dep NB or WB	Last dep SB or EB															
		Veh type	No. of Veh	Service interval	(min)	(min)	(km/h)	Veh type	No. of Veh	Service interval	(min)	(min)	(km/h)	Veh type	No. of Veh	Service interval	(min)	(min)	(km/h)	Veh type	No. of Veh	Service interval	(min)	(min)	(km/h)	Veh type	No. of Veh	Service interval					(min)	(min)	(km/h)												
70 O'CONNOR &	Egl																																														
Monday to Friday	29-Mar-10	Monday-Friday morning peak period						Monday-Friday midday						Monday-Friday afternoon peak period						Monday-Friday early evening						Monday-Friday late evening																					
70 Coxwell Stn – Warden Stn	12.36	LF	3	17' 00"	51	0	14.5	LF	2.5	18' 00"	45	0	16.5	LF	3.5	15' 00"	51	2	14.5	LF	2	20' 00"	40	0	18.5	LF	1.1	30' 00"	34	0	21.8	550a	530a	158a	145a												
70A Coxwell Stn – Eglinton	12.54	LF	3	17' 00"	51	0	14.7	LF	2.5	18' 00"	44	1	17.1	LF	3.5	15' 00"	51	2	14.7	LF	2	20' 00"	40	0	18.8							520a	500a	920p	900p												
70B Coxwell Stn – Eglinton Sq	11.75													LF	1	30' 00"	30	0	23.5												945p	930p	145a	200a													
Combined/Average			6	8' 30"				5	9' 00"					7	7' 30"				4	10' 00"										2.1	15' 00"																
		70 branch alternates trips with 135 GERRARD																																													
Saturday	09-Jan-10	Saturday early morning						Saturday morning						Saturday afternoon						Saturday early evening						Saturday late evening																					
70 Coxwell Stn – Warden Stn	12.36	LF	2	22' 00"	44	0	16.9	LF	2	22' 00"	44	0	16.9	LF	2	22' 00"	44	0	16.9	LF	1.5	24' 00"	36	0	20.6	LF	1.3	30' 00"	34	6	21.8	610a	548a	158a	145a												
70A Coxwell Stn – Eglinton	12.54	LF	2	22' 00"	44	0	17.1	LF	2	22' 00"	44	0	17.1	LF	2	22' 00"	44	0	17.1	LF	1.5	24' 00"	36	0	20.9							537a	515a	918p	900p												
70B Coxwell Stn – Eglinton Sq	11.75													LF	1	30' 00"	30	0	23.5												945p	930p	145a	200a													
Combined/Average			4	11' 00"				4	11' 00"					4	11' 00"				3	12' 00"										2.3	15' 00"																
		70 branch alternates trips with 16 McCOWAN																																													
Sunday	03-Jan-10	Sunday early morning						Sunday morning						Sunday afternoon						Sunday early evening						Sunday late evening																					
70 Coxwell Stn – Warden Stn	12.36	LF	1	45' 00"	33	12	22.5	LF	2	20' 00"	40	0	18.5	LF	2	20' 00"	40	0	18.5	LF	1.5	24' 00"	36	0	20.6	LF	1.3	30' 00"	34	6	21.8	645a	615a	158a	145a												
70A Coxwell Stn – Eglinton	12.54							LF	2	20' 00"	40	0	18.8	LF	2	20' 00"	40	0	18.8	LF	1.5	24' 00"	36	0	20.9							830a	810a	918p	900p												
70B Coxwell Stn – Eglinton Sq	11.75													LF	1	30' 00"	30	0	23.5												945p	930p	145a	200a													
Combined/Average			1	45' 00"				4	10' 00"					4	10' 00"				3	12' 00"										2.3	15' 00"																
63 OSSINGTON &	MtD																																														
Monday to Friday	07-Sep-10	Monday-Friday morning peak period						Monday-Friday midday						Monday-Friday afternoon peak period						Monday-Friday early evening						Monday-Friday late evening																					
63 Eglinton West Stn – East Liberty	17.57	LF	2	13' 30"	77	4	13.7	LF	11	7' 15"	77	3	13.7	LF	7	11' 30"	78	3	13.5	LF	9	8' 30"	72	5	14.6	LF	6	11' 00"	64	2	16.5	517a	521a	147a	136a												
63A St Clair – East Liberty	13.35	LF	12	4' 30"	53	1	15.1							LF	5	11' 30"	54	4	14.8													638a	707a	902a	932a												
Combined/Average			14	4' 30"				11	7' 15"					12	5' 45"				9	8' 30"											303p	334p	556p	615p													
		Every 3rd 63A operates as a 63																																													
Saturday	29-Nov-08	Saturday early morning						Saturday morning						Saturday afternoon						Saturday early evening						Saturday late evening																					
63 Eglinton West Stn – East Liberty	17.57	LF	8	10' 00"	74	6	14.2	LF	11	7' 30"	78	5	13.5	LF	13	6' 30"	82	3	12.9	LF	7	10' 00"	70	0	15.1	LF	5	13' 00"	64	1	16.5	520a	523a	142a	136a												
Sunday	15-Feb-09	Sunday early morning						Sunday morning						Sunday afternoon						Sunday early evening						Sunday late evening																					
63 Eglinton West Stn – East Liberty	17.57	LF	6	12' 00"	72	0	14.6	LF	7	11' 00"	73	4	14.4	LF	9	8' 30"	75	2	14.1	LF	7	10' 00"	70	0	15.1	LF	6	11' 00"	64	2	16.5	520a	520a	147a	136a												
316 OSSINGTON &	W/1/MtD																																														
Overnight, 7 days a week	23-Nov-08	Monday-Friday overnight						Saturday overnight						Sunday overnight																																	
316 Eglinton West Stn – Exhibition	20.28	LF	1.6	30' 00"	49	0	24.8	LF	1.6	30' 00"	49	0	24.8	LF	1.6	30' 00"	49	0	24.8	Alternates trips with 329 DUFFERIN																											



TORONTO TRANSIT COMMISSION

SERVICE SUMMARY

September 5 to October 9, 2010

Route	RT dist (km) and date of last change	Veh			Run time (min)	Term time (min)	Avg spd (km/h)	Veh			Run time (min)	Term time (min)	Avg spd (km/h)	Veh			Run time (min)	Term time (min)	Avg spd (km/h)	Veh			Run time (min)	Term time (min)	Avg spd (km/h)	First dep NB or WB	First dep SB or EB	Last dep NB or WB	Last dep SB or EB								
		type	No. of Veh	Service interval				type	No. of Veh	Service interval				type	No. of Veh	Service interval				type	No. of Veh	Service interval															
72 PAPE &	Bir	Temporary diversion to Donlands Station during construction at Pape Station. Temporary diversion until summer of 2013, westbound via Scott and Wellington, due to closure of The Esplanade between Scott and Yonge.																																			
Monday to Friday	07-Sep-10	Monday-Friday morning peak period							Monday-Friday midday					Monday-Friday afternoon peak period					Monday-Friday early evening					Monday-Friday late evening													
72 Donlands Stn – Eastern	5.67	LF	2.5	14 ' 00 "	31	4	11.0	LF	4	8 ' 00 "	30	2	11.3	LF	2.5	13 ' 00 "	32	1	10.6	LF	4	8 ' 00 "	30	2	11.3	LF	1.5	26 ' 00 "	30	9	11.3	533a	540a	123a	101a		
72A Donlands Stn – Union Stn via Commissioners	16.25	LF	5.5	14 ' 00 "	72	5	13.5	LF	2	24 ' 00 "	66	14	12.2	LF	5.5	13 ' 00 "	71	1	13.7																		
72B Donlands Stn – Union Stn via Commissioners and Cherry Beach	18.92													LF	2	24 ' 00 "	72	8	15.8	LF	2.5	26 ' 00 "	63	2	18.0												
Combined/Average			8	7 ' 00 "					6	8 ' 00 "				8	6 ' 30 "					6	8 ' 00 "					4	13 ' 00 "										
									Every 3rd 72 operates as a 72A											Every 3rd 72 operates as a 72B																	
Saturday	11-Sep-10	Saturday early morning							Saturday morning					Saturday afternoon					Saturday early evening					Saturday late evening													
72 Pape Stn – Eastern	5.67	LF	1.5	24 ' 00 "	30	6	11.3	LF	5	7 ' 30 "	36	2	9.5	LF	5	7 ' 30 "	36	2	9.5	LF	1.5	20 ' 00 "	30	0	11.3	LF	1.5	24 ' 00 "	30	6	11.3	523a	508a	130a	102a		
72A Donlands Stn – Union Stn via Commissioners	16.25	LF	2.5	24 ' 00 "	54	6	18.1							LF	3.5	20 ' 00 "	64	6	15.2	LF	2.5	24 ' 00 "	57	3	17.1												
72B Donlands Stn – Union Stn via Commissioners and Cherry Beach	18.92							LF	2	22 ' 30 "	77	6	14.7	LF	2	22 ' 30 "	77	6	14.7																		
Combined/Average			4	12 ' 00 "					7	7 ' 30 "				7	7 ' 30 "					5	10 ' 00 "					4	12 ' 00 "										
									Every 3rd 72 operates as a 72B											Every 3rd 72 operates as a 72B																	
Sunday	05-Sep-10	Sunday early morning							Sunday morning					Sunday afternoon					Sunday early evening					Sunday late evening													
72 Pape Stn – Eastern	5.67	LF	1.5	24 ' 00 "	30	6	11.3	LF	4	10 ' 00 "	36	4	9.5	LF	4	10 ' 00 "	36	4	9.5	LF	1.5	24 ' 00 "	30	6	11.3	LF	1.5	24 ' 00 "	30	6	11.3	745a	730a	1258a	104a		
72A Donlands Stn – Union Stn via Commissioners	16.25	LF	2.5	24 ' 00 "	54	6	18.1							LF	2.5	24 ' 00 "	57	3	17.1	LF	2.5	24 ' 00 "	51	9	19.1												
72B Donlands Stn – Union Stn via Commissioners and Cherry Beach	18.92							LF	1	30 ' 00 "	66	4	17.2	LF	1	30 ' 00 "	66	4	17.2																		
Combined/Average			4	12 ' 00 "					5	10 ' 00 "				5	10 ' 00 "					4	12 ' 00 "					4	12 ' 00 "										
									Every 3rd 72 operates as a 72B											Every 3rd 72 operates as a 72B																	
101 PARC DOWNSVIEW PARK &	Anw																																				
Monday to Friday	12-May-08	Monday-Friday morning peak period							Monday-Friday midday					Monday-Friday afternoon peak period					Monday-Friday early evening																		
101 Downsview Stn – Parc Downsview Park	5.64	LF	1	20 ' 00 "	20	0	16.9	LF	1	20 ' 00 "	20	0	16.9	LF	1	20 ' 00 "	20	0	16.9	LF	1	20 ' 00 "	20	0	16.9												
Saturday	17-May-08	Saturday early morning							Saturday morning					Saturday afternoon					Saturday early evening																		
101 Downsview Stn – Parc Downsview Park	5.64	LF	1	20 ' 00 "	20	0	16.9	LF	1	20 ' 00 "	20	0	16.9	LF	1	20 ' 00 "	20	0	16.9	LF	1	20 ' 00 "	20	0	16.9												
Sunday	11-May-08	Sunday morning							Sunday afternoon					Sunday early evening																							
101 Downsview Stn – Parc Downsview Park	5.64							LF	1	20 ' 00 "	20	0	16.9	LF	1	20 ' 00 "	20	0	16.9	LF	1	20 ' 00 "	20	0	16.9												
402 PARKDALE COMMUNITY BUS &	W-T																																				
Monday to Friday	2-Sep-97	Monday-Friday midday							Monday-Friday afternoon peak period																												
402 Queen Elizabeth Hospital – Dufferin Mall via Dufferin Stn								CB	1	75 ' 00 "	75	0		CB	1	75 ' 00 "	75	0																			



TORONTO TRANSIT COMMISSION

SERVICE SUMMARY

September 5 to October 9, 2010

Route	RT dist (km) and date of last change	Monday-Friday morning peak period				Monday-Friday midday				Monday-Friday afternoon peak period				Monday-Friday early evening				Monday-Friday late evening				First dep NB or WB	First dep SB or EB	Last dep NB or WB	Last dep SB or EB										
		Veh type	No. of Veh	Run time (min)	Term time (min)	Avg spd (km/h)	Veh type	No. of Veh	Run time (min)	Term time (min)	Avg spd (km/h)	Veh type	No. of Veh	Run time (min)	Term time (min)	Avg spd (km/h)	Veh type	No. of Veh	Run time (min)	Term time (min)	Avg spd (km/h)					Veh type	No. of Veh	Run time (min)	Term time (min)	Avg spd (km/h)					
65 PARLIAMENT &	Bir																																		
Monday to Friday	24-Nov-08	Monday-Friday morning peak period				Monday-Friday midday				Monday-Friday afternoon peak period				Monday-Friday early evening				Monday-Friday late evening																	
65 Castle Frank Stn – Esplanade	6.21	LF	2	16'00"	32	0	11.6	LF	2	16'00"	32	0	11.6	LF	3	12'00"	36	0	10.4	LF	2	16'00"	32	0	11.6	LF	1	30'00"	30	0	12.4	530a	515a	115a	100a
Saturday	04-Apr-09	Saturday early morning				Saturday morning				Saturday afternoon				Saturday early evening				Saturday late evening																	
65 Castle Frank Stn – Esplanade	6.21	LF	2	15'00"	30	0	12.4	LF	2	16'00"	32	0	11.6	LF	2	16'00"	32	0	11.6	LF	1	30'00"	30	0	12.4	LF	1	30'00"	30	0	12.4	545a	530a	115a	100a
Sunday	28-Mar-10	Sunday morning				Sunday afternoon				Sunday early evening				Sunday late evening																					
65 Castle Frank Stn – Esplanade	6.21							LF	1	30'00"	30	0	12.4	LF	2	15'00"	30	0	12.4	LF	1	30'00"	30	0	12.4	LF	1	30'00"	30	0	12.4	915a	900a	115a	100a
67 PHARMACY &	Egl																																		
Monday to Friday	07-Sep-10	Monday-Friday morning peak period				Monday-Friday midday				Monday-Friday afternoon peak period				Monday-Friday early evening				Monday-Friday late evening																	
67 Victoria Park Stn – Ellesmere	17.93	LF	4	17'00"	64	4	16.8	LF	3	17'00"	51	0	21.1	LF	6	10'00"	60	0	17.9	LF	3	17'00"	51	0	21.1	LF	2	20'00"	40	0	26.9	516a	537a	110a	1250a
67 Victoria Park Stn – Eglinton	9.32	LF	2	17'00"	34	0	16.4																												
Combined/Average			6	8'30"					3	17'00"					6	10'00"					3	8'30"					2	20'00"							
Saturday	04-Apr-09	Saturday early morning				Saturday morning				Saturday afternoon				Saturday early evening				Saturday late evening																	
67 Victoria Park Stn – Ellesmere	17.93	LF	2	20'00"	40	0	26.9	LF	2	22'30"	45	0	23.9	LF	2	30'00"	55	5	19.6	LF	2	20'00"	40	0	26.9	LF	2	20'00"	40	0	26.9	516a	540a	100a	1240a
Sunday	29-Mar-09	Sunday morning				Sunday afternoon				Sunday early evening				Sunday late evening																					
67 Victoria Park Stn – Ellesmere	17.93							LF	2	20'00"	40	0	26.9	LF	2	25'00"	50	0	21.5	LF	2	20'00"	40	0	26.9	LF	2	20'00"	40	0	26.9	920a	940a	100a	1240a
167 PHARMACY NORTH &	Bir																																		
Monday to Friday	04-Jan-10	Monday-Friday morning peak period				Monday-Friday midday				Monday-Friday afternoon peak period				Monday-Friday early evening				Monday-Friday late evening																	
167 Don Mills Stn – Steeles	21.24	LF	2	24'00"	45	3	28.3	LF	1.5	30'00"	45	0	28.3	LF	2	24'00"	48	0	26.6																
167A Don Mills Stn – Steeles via Consumers	20.14													LF	2	30'00"	51	9	23.7	LF	2	30'00"	51	9	23.7	LF	2	30'00"	51	9	23.7	715p	712p	115a	1240a
Alternates trips with 24A VICTORIA PARK																																			
Saturday	09-Jan-10	Saturday early morning				Saturday morning				Saturday afternoon				Saturday early evening				Saturday late evening																	
167A Don Mills Stn – Steeles via Consumers	20.14	LF	2	30'00"	51	9	23.7	LF	2	30'00"	51	9	23.7	LF	2	30'00"	51	9	23.7	LF	2	30'00"	51	9	23.7	LF	2	30'00"	51	9	23.7	540a	540a	110a	1235a
Sunday	03-Jan-10	Sunday morning				Sunday afternoon				Sunday early evening				Sunday late evening																					
167A Don Mills Stn – Steeles via Consumers	20.14							LF	2	30'00"	51	9	23.7	LF	2	30'00"	51	9	23.7	LF	2	30'00"	51	9	23.7	LF	2	30'00"	51	9	23.7	900a	925a	100a	1255a



TORONTO TRANSIT COMMISSION

SERVICE SUMMARY

September 5 to October 9, 2010

Table with columns for Route, RT dist (km) and date of last change, Veh type, No. of Veh, Service interval, Run time (min), Term time (min), Avg spd (km/h), and various trip details for different days of the week.



TORONTO TRANSIT COMMISSION

SERVICE SUMMARY

September 5 to October 9, 2010

Route	RT dist (km) and date of last change	Veh type	No. of Veh	Service interval	Run time (min)	Term time (min)	Avg spd (km/h)	Veh type	No. of Veh	Service interval	Run time (min)	Term time (min)	Avg spd (km/h)	Veh type	No. of Veh	Service interval	Run time (min)	Term time (min)	Avg spd (km/h)	Veh type	No. of Veh	Service interval	Run time (min)	Term time (min)	Avg spd (km/h)	First dep NB or WB	First dep SB or EB	Last dep NB or WB	Last dep SB or EB																									
161 ROGERS RD &	MxD																																																					
Monday to Friday	07-Sep-10		Monday-Friday morning peak period				Monday-Friday midday				Monday-Friday afternoon peak period				Monday-Friday early evening				Monday-Friday late evening																																			
161 Ossington Stn – Jane	17.90	LF	7	10' 20"	72	1	15.0	LF	5	14' 00"	68	2	15.8	LF	7	10' 45"	75	1	14.4	LF	5	12' 00"	60	0	17.9	LF	3	20' 00"	60	0	17.9	534a	508a	140a	110a																			
Saturday	27-Jun-09		Saturday early morning				Saturday morning				Saturday afternoon				Saturday early evening				Saturday late evening																																			
161 Ossington Stn – Jane	17.90	LF	5	13' 00"	64	1	16.8	LF	6	12' 00"	68	4	15.8	LF	6	12' 00"	68	4	15.8	LF	4	15' 00"	60	0	17.9	LF	3	20' 00"	60	0	17.9	530a	526a	120a	110a																			
Sunday	21-Jun-09		Sunday early morning				Sunday morning				Sunday afternoon				Sunday early evening				Sunday late evening																																			
161 Ossington Stn – Jane	17.90	LF	3	20' 00"	60	0	17.9	LF	4	16' 00"	64	0	16.8	LF	5	15' 00"	68	7	15.8	LF	3	20' 00"	60	0	17.9	LF	3	20' 00"	60	0	17.9	550a	600a	120a	110a																			
82 ROSEDALE &	Wil																																																					
Monday to Friday	15-Oct-07		Monday-Friday morning peak period				Monday-Friday midday				Monday-Friday afternoon peak period				Monday-Friday early evening				Monday-Friday late evening																																			
82 Rosedale Stn – Summerhill	5.42	LF	1	20' 00"	20	0	16.3	LF	1	20' 00"	20	0	16.3	LF	1	20' 00"	20	0	16.3	LF	1	20' 00"	20	0	16.3	LF	0.7	30' 00"	21	0	15.5	625a	615a	1212a	1220a																			
			Alternates trips with 75 SHERBOURNE																																																			
Saturday	20-Oct-07		Saturday early morning				Saturday morning				Saturday afternoon				Saturday early evening				Saturday late evening																																			
82 Rosedale Stn – Summerhill	5.42	LF	1	20' 00"	20	0	16.3	LF	1	20' 00"	20	0	16.3	LF	1	20' 00"	20	0	16.3	LF	0.7	30' 00"	16	5	20.3	LF	0.7	30' 00"	21	0	15.5	710a	720a	1212a	1220a																			
			Alternates trips with 75 SHERBOURNE																																																			
Sunday	14-Oct-07		Sunday morning				Sunday afternoon				Sunday early evening				Sunday late evening																																							
82 Rosedale Stn – Summerhill	5.42		LF 0.7 30' 00" 16 5 20.3				LF 0.7 30' 00" 16 5 20.3				LF 0.7 30' 00" 16 5 20.3				LF 0.7 30' 00" 21 0 15.5				912a	920a	1212a	1220a																																
			Alternates trips with 75 SHERBOURNE																																																			
73 ROYAL YORK &	Qsy																																																					
Monday to Friday	07-Sep-10		Monday-Friday morning peak period				Monday-Friday midday				Monday-Friday afternoon peak period				Monday-Friday early evening				Monday-Friday late evening																																			
73A Royal York Stn – Dixon Rd	12.65	LF	2.5	16' 00"	33	7	23.0							LF	2	20' 00"	32	8	23.7																																			
73B Royal York Stn – Eglinton & La Rose Ave	9.33	LF	1	30' 00"	26	4	21.5	LF	1	30' 00"	26	4	21.5	LF	1	30' 00"	27	3	20.7	LF	1	30' 00"	26	4	21.5	LF	1	30' 00"	24	6	23.3	644a	658a	114a	1257a																			
73C Royal York Stn – Claireport via Albion Rd	34.46	LF	5.5	16' 00"	88	0	23.5	LF	6	15' 00"	84	6	24.6	LF	5	20' 00"	98	2	21.1	LF	5	17' 00"	85	0	24.3	LF	3	30' 00"	80	10	25.8	510a	450a	100a	1243a																			
Combined/Average			9	6' 19"					7	10' 00"				8	7' 30"					6	10' 52"					4	15' 00"																											
Saturday	29-Nov-08		Saturday early morning				Saturday morning				Saturday afternoon				Saturday early evening				Saturday late evening																																			
73B Royal York Stn – Eglinton & La Rose Ave	9.33	LF	1	30' 00"	24	6	23.3	LF	1	30' 00"	24	6	23.3	LF	1	30' 00"	24	6	23.3	LF	1	30' 00"	24	6	23.3	LF	1	30' 00"	24	6	23.3	644a	657a	114a	1257a																			
73C Royal York Stn – Claireport via Albion Rd	34.46	LF	5	15' 00"	75	0	27.6	LF	7	13' 00"	84	7	24.6	LF	7	13' 00"	84	7	24.6	LF	4	20' 00"	80	0	25.8	LF	3	30' 00"	80	10	25.8	515a	534a	100a	1243a																			
Combined/Average			6	10' 00"					8	9' 04"				8	9' 04"					5	12' 00"					4	15' 00"																											
Sunday	23-Nov-08		Sunday morning				Sunday afternoon				Sunday early evening				Sunday late evening																																							
73B Royal York Stn – Eglinton & La Rose Ave	9.33		LF 1 30' 00" 24 6 23.3				LF 1 30' 00" 24 6 23.3				LF 1 30' 00" 24 6 23.3				LF 1 30' 00" 24 6 23.3				844a	857a	114a	1257a																																
73C Royal York Stn – Claireport via Albion Rd	34.46		LF 5 18' 00" 84 6 24.6				LF 5 18' 00" 84 6 24.6				LF 5 18' 00" 84 6 24.6				LF 3 30' 00" 80 10 25.8				800a	747a	100a	1243a																																
Combined/Average			6 11' 15"				6 11' 15"				4 15' 00"				4 15' 00"																																							



SERVICE SUMMARY

September 5 to October 9, 2010

TORONTO TRANSIT COMMISSION

Route	RT dist (km) and date of last change	Veh type	No. of Veh	Service interval	Run time (min)	Term time (min)	Avg spd (km/h)	Veh type	No. of Veh	Service interval	Run time (min)	Term time (min)	Avg spd (km/h)	Veh type	No. of Veh	Service interval	Run time (min)	Term time (min)	Avg spd (km/h)	Veh type	No. of Veh	Service interval	Run time (min)	Term time (min)	Avg spd (km/h)	Veh type	No. of Veh	Service interval	Run time (min)	Term time (min)	Avg spd (km/h)	First dep NB or WB	First dep SB or EB	Last dep NB or WB	Last dep SB or EB							
76 ROYAL YORK SOUTH &	Qsy																																									
Monday to Friday	07-Sep-10		Monday-Friday morning peak period				Monday-Friday midday				Monday-Friday afternoon peak period				Monday-Friday early evening				Monday-Friday late evening																							
76 Royal York Stn – Lake Shore	10.84	LF	8	4 ' 30 "	34	2	19.1	LF	4	9 ' 00 "	34	2	19.1	LF	7	5 ' 30 "	36	3	18.1	LF	2	15 ' 00 "	29	1	22.4	LF	2	15 ' 00 "	28	2	23.2	510a	524a	117a	137a							
76B Royal York Stn – Queensway and Grand Ave	6.44	LF	1	30 ' 00 "	26	4	14.9	LF	1	30 ' 00 "	26	4	14.9	LF	1	30 ' 00 "	26	4	14.9	LF	1	30 ' 00 "	26	4	14.9	LF	1	30 ' 00 "	26	4	14.9	654a	707a	1254a	107a							
Combined/Average			9	3 ' 55 "				5	6 ' 55 "				8	4 ' 39 "					3	10 ' 00 "						3	10 ' 00 "															
Saturday	29-Nov-08		Saturday early morning				Saturday morning				Saturday afternoon				Saturday early evening				Saturday late evening																							
76 Royal York Stn – Lake Shore	10.84	LF	2	15 ' 00 "	30	0	21.7	LF	3	12 ' 00 "	33	3	19.7	LF	3	12 ' 00 "	33	3	19.7	LF	2	15 ' 00 "	29	1	22.4	LF	2	15 ' 00 "	28	2	23.2	602a	600a	101a	115a							
76B Royal York Stn – Queensway and Grand Ave	6.44	LF	1	30 ' 00 "	26	4	14.9	LF	1	24 ' 00 "	24	0	16.1	LF	1	24 ' 00 "	24	0	16.1	LF	1	30 ' 00 "	24	6	16.1	LF	1	30 ' 00 "	24	6	16.1	655a	647a	1255a	107a							
Combined/Average			3	10 ' 00 "				4	8 ' 00 "				4	8 ' 00 "					3	10 ' 00 "						3	10 ' 00 "															
Sunday	23-Nov-08		Sunday morning				Sunday afternoon				Sunday early evening				Sunday late evening																											
76 Royal York Stn – Lake Shore	10.84							LF	2	15 ' 00 "	30	0	21.7	LF	2	15 ' 00 "	30	0	21.7	LF	2	15 ' 00 "	29	1	22.4	LF	2	15 ' 00 "	28	2	23.2	817a	830a	101a	115a							
76B Royal York Stn – Queensway and Grand Ave	6.44							LF	1	30 ' 00 "	26	4	14.9	LF	1	30 ' 00 "	26	4	14.9	LF	1	30 ' 00 "	26	4	14.9	LF	1	30 ' 00 "	26	4	14.9	856a	852a	1255a	107a							
Combined/Average								3	10 ' 00 "				3	10 ' 00 "					3	10 ' 00 "						3	10 ' 00 "															
71 RUNNYMEDE	MtD	Buses removed from Runnymede Station due to TTC Construction.																																								
Monday to Friday	07-Sep-10		Monday-Friday morning peak period				Monday-Friday midday				Monday-Friday afternoon peak period				Monday-Friday early evening				Monday-Friday late evening																							
71 Bloor & Runnymede – St Clair	6.63	HF	1.5	20 ' 00 "	23	7	17.3	HF	0.7	30 ' 00 "	21	0	18.9	HF	1.4	22 ' 00 "	23	8	17.3	HF	1	22 ' 00 "	19	3	20.9	HF	1.1	20 ' 00 "	17	5	23.4	533a	545a	1256a	115a							
71B Bloor & Runnymede – Industry St	12.87	HF	2.5	20 ' 00 "	46	4	16.8	HF	1.7	30 ' 00 "	42	9	18.4	HF	2.4	22 ' 00 "	48	5	16.1																							
71B High Park Stn – Industry St	14.9													HF	2	25 ' 00 "	50	0	17.8	HF	2	24 ' 00 "	48	0	18.6	HF	2	24 ' 00 "	48	0	18.6	724p	658p	107a	1242a							
Combined/Average			4.0	10 ' 00 "				2.4	15 ' 00 "				3.8	11 ' 00 "					3	11 ' 42 "					3.1	10 ' 55 "																
			Alternates trips with 77 SWANSEA				Alternates trips with 77 SWANSEA				Alternates trips with 77 SWANSEA				St Clair branch alternates trips with 77 SWANSEA				St Clair branch alternates trips with 77 SWANSEA																							
Saturday	11-Sep-10		Saturday early morning				Saturday morning				Saturday afternoon				Saturday early evening				Saturday late evening																							
71 Bloor & Runnymede – St Clair	6.63	LF	1	24 ' 00 "	17	7	23.4	LF	1.2	26 ' 00 "	30	1	13.3	LF	1.2	26 ' 00 "	30	1	13.3	LF	1	24 ' 00 "	19	5	20.9	LF	1	20 ' 00 "	17	3	23.4	553a	607a	100a	115a							
71B High Park Stn – Industry St	14.9	LF	2	24 ' 00 "	48	0	18.6	LF	3	20 ' 00 "	56	4	15.9	LF	3	20 ' 00 "	56	4	15.9	LF	2	24 ' 00 "	48	0	18.6	LF	2	24 ' 00 "	46	2	19.4	602a	604a	112a	1248a							
Combined/Average			3	12 ' 00 "				4.2	11 ' 18 "				4.2	11 ' 18 "					3	12 ' 00 "					3	10 ' 55 "																
			St Clair branch alternates trips with 77 SWANSEA all day long.																																							
Sunday	05-Sep-10		Sunday morning				Sunday afternoon				Sunday early evening				Sunday late evening																											
71 Bloor & Runnymede – St Clair	6.63							LF	1	24 ' 00 "	20	4	19.9	LF	1	24 ' 00 "	22	2	18.1	LF	1	20 ' 00 "	19	1	20.9	LF	1	20 ' 00 "	17	3	23.4	819a	830a	100a	115a							
71B High Park Stn – Industry St	14.9							LF	2	24 ' 00 "	48	0	18.6	LF	2	26 ' 00 "	52	0	17.2	LF	2	24 ' 00 "	48	0	18.6	LF	2	24 ' 00 "	46	2	19.4	831a	807a	112a	1248a							
Combined/Average								3	12 ' 00 "				3	12 ' 29 "					3	10 ' 55 "					3	10 ' 55 "																
			St Clair branch alternates trips with 77 SWANSEA all day long.																																							
78 ST ANDREWS &	Wil																																									
Monday to Friday	07-Sep-10		Monday-Friday morning peak period				Monday-Friday midday				Monday-Friday afternoon peak period				Monday-Friday early evening				Monday-Friday late evening																							
78 York Mills Stn – Bayview	9.64	LF	3	10 ' 00 "	30	0	19.3	LF	1	30 ' 00 "	30	0	19.3	LF	2	15 ' 00 "	30	0	19.3	LF	1	30 ' 00 "	30	0	19.3	LF	1	30 ' 00 "	30	0	19.3	615a	630a	100a	1245a							
Saturday	11-Sep-10		Saturday early morning				Saturday morning				Saturday afternoon				Saturday early evening				Saturday late evening																							
78 York Mills Stn – Bayview	9.64	LF	1	30 ' 00 "	30	0	19.3	LF	1	30 ' 00 "	30	0	19.3	LF	1	30 ' 00 "	30	0	19.3	LF	1	30 ' 00 "	30	0	19.3	LF	1	30 ' 00 "	30	0	19.3	615a	630a	100a	1245a							
Sunday	05-Sep-10		Sunday morning				Sunday afternoon				Sunday early evening				Sunday late evening																											
78 York Mills Stn – Bayview	9.64							LF	1	30 ' 00 "	30	0	19.3	LF	1	30 ' 00 "	30	0	19.3	LF	1	30 ' 00 "	30	0	19.3	LF	1	30 ' 00 "	30	0	19.3	845a	900a	1245a	100a							

**TORONTO TRANSIT COMMISSION****SERVICE SUMMARY**

September 5 to October 9, 2010

Route	RT dist (km) and date of last change	Veh					Veh					Veh					Veh					First dep NB or WB	First dep SB or EB	Last dep NB or WB	Last dep SB or EB										
		Type	No. of Veh	Service interval	Run time (min)	Term time (min)	Avg spd (km/h)	Type	No. of Veh	Service interval	Run time (min)	Term time (min)	Avg spd (km/h)	Type	No. of Veh	Service interval	Run time (min)	Term time (min)	Avg spd (km/h)	Type	No. of Veh					Service interval	Run time (min)	Term time (min)	Avg spd (km/h)						
512 ST CLAIR	Ron																																		
Monday to Friday	21-Jun-10	Monday-Friday morning peak period					Monday-Friday midday					Monday-Friday afternoon peak period					Monday-Friday early evening					Monday-Friday late evening													
512 Keele – St Clair Stn	13.99	CLRV	22	2 ' 55 "	56	9	15.1	CLRV	11	6 ' 00 "	56	10	15.0	CLRV	19	3 ' 30 "	58	9	14.5	CLRV	10	6 ' 00 "	56	4	15.0	CLRV	6	9 ' 00 "	52	2	16.1	510a	500a	200a	150a
Saturday	26-Jun-10	Saturday early morning					Saturday morning					Saturday afternoon					Saturday early evening					Saturday late evening													
512 Keele – St Clair Stn	13.99	CLRV	6	8 ' 40 "	50	2	16.8	CLRV	10	6 ' 00 "	56	4	15.0	CLRV	13	5 ' 00 "	58	7	14.5	CLRV	8	7 ' 00 "	54	2	15.5	CLRV	6	9 ' 00 "	52	2	16.1	511a	500a	201a	150a
Sunday	20-Jun-10	Sunday early morning					Sunday morning					Sunday afternoon					Sunday early evening					Sunday late evening													
512 Keele – St Clair Stn	13.99	CLRV	5	10 ' 00 "	48	2	17.5	CLRV	8	7 ' 30 "	56	4	15.0	CLRV	9	7 ' 00 "	58	5	14.5	CLRV	7	8 ' 00 "	54	2	15.5	CLRV	6	9 ' 00 "	52	2	16.1	520a	457a	201a	151a
312 ST CLAIR &	Arw																																		
Overnight, 7 days a week	20-Jun-10	Monday-Friday overnight					Saturday overnight					Sunday overnight																							
312 Jane Stn – St Clair Stn	21.71	LF	2	30 ' 00 "	60	0	21.7	LF	2	30 ' 00 "	60	0	21.7	LF	2	30 ' 00 "	60	0	21.7																
86 SCARBOROUGH &	Egl																																		
Monday to Friday	07-Sep-10	Monday-Friday morning peak period					Monday-Friday midday					Monday-Friday afternoon peak period					Monday-Friday early evening					Monday-Friday late evening													
86 Kennedy Stn – Sheppard	27.99																LF 10 7 ' 30 " 72 3 23.3					LF 5 14 ' 00 " 66 4 25.4					454a	454a	201a	123a					
86A Kennedy Stn – Toronto Zoo	31.25	LF	5	15 ' 00 "	75	0	25.0	LF	9	9 ' 00 "	78	3	24.0	LF	6	13 ' 20 "	79	1	23.7						617a	555a	706p	626p							
86B Kennedy Stn – Highland Creek	21.84	LF	4	15 ' 00 "	56	4	23.4																625a	607a	910a	837a									
86D Kennedy Stn – Beechgrove via Lawrence	22.51	LF	4	15 ' 00 "	60	0	22.5	LF	2	30 ' 00 "	57	3	23.7	LF	5	13 ' 20 "	63	4	21.4	LF	2	30 ' 00 "	57	3	23.7	LF	2	30 ' 00 "	57	3	23.7	525a	603a	1244a	115a
86E Kennedy Stn – Sheppard Express	27.99	LF	12	5 ' 00 "	60	0	28.0											LF 7 9 ' 30 " 65 2 25.8										614a	600a	918a	845a				
Combined/Average		25 2 ' 30 "					11 6 ' 55 "					18 3 ' 55 "					12 6 ' 00 "					7 9 ' 33 "					359p	326p	643p	623p					
Saturday	11-Sep-10	Saturday early morning					Saturday morning					Saturday afternoon					Saturday early evening					Saturday late evening													
86 Kennedy Stn – Sheppard	27.99	LF	8	10 ' 00 "	74	6	22.7	LF	11	6 ' 30 "	72	0	23.5	LF	11	6 ' 30 "	72	0	23.5	LF	8	10 ' 00 "	72	8	23.3	LF	4	17 ' 00 "	65	3	25.8	510a	440a	138a	106a
86D Kennedy Stn – Beechgrove via Lawrence	22.51	LF	2	30 ' 00 "	57	3	23.7	LF	2	30 ' 00 "	57	3	23.7	LF	2	30 ' 00 "	57	3	23.7	LF	2	30 ' 00 "	57	3	23.7	LF	2	30 ' 00 "	57	3	23.7	623a	555a	123a	1255a
Combined/Average		10 7 ' 30 "					13 5 ' 21 "					13 5 ' 21 "					10 7 ' 30 "					6 10 ' 51 "													
Sunday	05-Sep-10	Sunday early morning					Sunday morning					Sunday afternoon					Sunday early evening					Sunday late evening													
86 Kennedy Stn – Sheppard	27.99	LF	8	9 ' 00 "	70	2	24.0	LF	8	9 ' 00 "	70	2	24.0	LF	8	9 ' 00 "	70	2	24.0	LF	6	11 ' 00 "	65	1	25.8	LF	4	17 ' 00 "	65	3	25.8	550a	622a	138a	106a
86D Kennedy Stn – Beechgrove via Lawrence	22.51	LF	2	30 ' 00 "	57	3	23.7	LF	2	30 ' 00 "	57	3	23.7	LF	2	30 ' 00 "	57	3	23.7	LF	2	30 ' 00 "	57	3	23.7	LF	2	30 ' 00 "	57	3	23.7	638a	610a	108a	110a
Combined/Average		10 6 ' 55 "					10 6 ' 55 "					10 6 ' 55 "					8 8 ' 03 "					6 10 ' 51 "													
Overnight service on Eglinton Avenue and Kingston Road provided by 305 EGLINTON EAST																																			
190 SCARBOROUGH CENTRE ROCKET &	Mal																																		
Monday to Friday	07-Sep-10	Monday-Friday morning peak period					Monday-Friday midday					Monday-Friday afternoon peak period					Monday-Friday early evening					Monday-Friday late evening													
190 Don Mills Stn – Scarborough Centre Stn	17.36	LF	9	5 ' 30 "	50	0	21.0	LF	5	9 ' 00 "	44	1	23.7	LF	11	5 ' 30 "	58	3	18.0	LF	5	9 ' 00 "	44	1	23.7	LF	3	15 ' 00 "	40	5	26.0	626a	634a	107a	100a
Saturday	11-Sep-10	Saturday early morning					Saturday morning					Saturday afternoon					Saturday early evening					Saturday late evening													
190 Don Mills Stn – Scarborough Centre Stn	17.36	LF	4	12 ' 00 "	45	3	23.1	LF	4	12 ' 00 "	45	3	23.1	LF	6	8 ' 00 "	45	3	23.1	LF	5	9 ' 00 "	45	0	23.1	LF	2	20 ' 00 "	40	0	26.0	701a	700a	100a	100a
Sunday	05-Sep-10	Sunday morning					Sunday afternoon					Sunday early evening					Sunday late evening																		
190 Don Mills Stn – Scarborough Centre Stn	17.36						LF 3 15 ' 00 " 45 0 23.1					LF 4 12 ' 00 " 45 3 23.1					LF 3 15 ' 00 " 40 5 26.0					LF 2 20 ' 00 " 40 0 26.0					907a	900a	100a	100a					



TORONTO TRANSIT COMMISSION

SERVICE SUMMARY

September 5 to October 9, 2010

Route	RT dist (km) and date of last change	Veh type	No. of Veh	Service interval	Run time	Term time	Avg spd	Veh type	No. of Veh	Service interval	Run time	Term time	Avg spd	Veh type	No. of Veh	Service interval	Run time	Term time	Avg spd	Veh type	No. of Veh	Service interval	Run time	Term time	Avg spd	First dep NB or WB	First dep SB or EB	Last dep NB or WB	Last dep SB or EB						
					(min)	(min)	(km/h)				(min)	(min)	(km/h)				(min)	(min)	(km/h)				(min)	(min)	(km/h)										
3 SCARBOROUGH RT &	DanSub																																		
Monday to Friday	07-Sep-10	Monday-Friday morning peak period				Monday-Friday midday				Monday-Friday afternoon peak period				Monday-Friday early evening				Monday-Friday late evening																	
3 Kennedy Stn – McCowan Stn	12.81	4carS	6	3 ' 30 "	21	0	36.6	4carS	4	5 ' 30 "	22	0	34.9	4carS	6	3 ' 40 "	22	0	34.9	4carS	4	5 ' 30 "	22	0	34.9	4carS	4	5 ' 30 "	22	0	34.9	545a	601a	120a	135a
Saturday	11-Sep-10	Saturday early morning				Saturday morning				Saturday afternoon				Saturday early evening				Saturday late evening																	
3 Kennedy Stn – McCowan Stn	12.81	4carS	4	5 ' 30 "	22	0	34.9	4carS	4	5 ' 30 "	22	0	34.9	4carS	4	5 ' 30 "	22	0	34.9	4carS	4	5 ' 30 "	22	0	34.9	4carS	4	5 ' 30 "	22	0	34.9	550a	605a	120a	135a
Sunday	05-Sep-10	Sunday morning				Sunday afternoon				Sunday early evening				Sunday late evening																					
3 Kennedy Stn – McCowan Stn	12.81	4carS 4 5 ' 30 " 22 0 34.9				4carS 4 5 ' 30 " 22 0 34.9				4carS 4 5 ' 30 " 22 0 34.9				4carS 4 5 ' 30 " 22 0 34.9				4carS 4 5 ' 30 " 22 0 34.9				855a 907a 120a 135a				McCowan to Kennedy is WB; Kennedy to McCowan is EB									
79 SCARLETT RD &	MtD	Buses removed from Runnymede Station due to TTC Construction.																																	
Monday to Friday	07-Sep-10	Monday-Friday morning peak period				Monday-Friday midday				Monday-Friday afternoon peak period				Monday-Friday early evening				Monday-Friday late evening																	
79 High Park Stn – Lawrence & Jane	20.8	LF	7.5	9 ' 00 "	67	1	18.6	LF	5	15 ' 00 "	70	5	17.8	LF	6.5	12 ' 00 "	73	5	17.1	LF	5	13 ' 00 "	64	1	19.5	LF	2	30 ' 00 "	60	0	20.8	525a	505a	1258a	100a
79B High Park Stn – Lawrence & Jane via St Clair	20.8	LF	7.5	9 ' 00 "	67	1	18.6					LF	6.5	12 ' 00 "	73	5	17.1					LF	2	30 ' 00 "	60	0	20.8	540a	520a	847a	853a				
Combined/Average		15 4 ' 30 "				5 15 ' 00 "				13 6 ' 00 "				5 13 ' 00 "				2 30 ' 00 "																	
Saturday	11-Sep-10	Saturday early morning				Saturday morning				Saturday afternoon				Saturday early evening				Saturday late evening																	
79 High Park Stn – Lawrence & Jane	20.8	LF	2	30 ' 00 "	60	0	20.8	LF	4	16 ' 00 "	64	0	19.5	LF	4	16 ' 00 "	64	0	19.5	LF	2	30 ' 00 "	60	0	20.8	LF	2	30 ' 00 "	60	0	20.8	535a	605a	1258a	100a
Sunday	05-Sep-10	Sunday morning				Sunday afternoon				Sunday early evening				Sunday late evening																					
79 High Park Stn – Lawrence & Jane	20.8	LF 2 30 ' 00 " 60 0 20.8				LF 3 21 ' 00 " 63 0 19.8				LF 2 30 ' 00 " 60 0 20.8				LF 2 30 ' 00 " 60 0 20.8				800a 830a 1258a 100a																	
775 SERVICE RELIEF BUSES – EGLINTON DIVISION	Egl																																		
Monday to Friday	08-Sep-09									Monday-Friday afternoon peak period																									
Service relief buses										LF 1 Don Mills Station																									
Service relief buses										LF 1 Eglinton Station																									
Service relief buses										LF 1 Kennedy Station																									
777 SERVICE RELIEF BUSES – QUEENSWAY DIVISION	Qsy																																		
Monday to Friday	03-Aug-10									Monday-Friday afternoon peak period																									
Service relief buses										HF 3 Downsview Stn																									



TORONTO TRANSIT COMMISSION

SERVICE SUMMARY

September 5 to October 9, 2010

Route	RT dist (km) and date of last change	Veh type	No. of Veh	Service interval	Run time (min)	Term time (min)	Avg spd (km/h)	Veh type	No. of Veh	Service interval	Run time (min)	Term time (min)	Avg spd (km/h)	Veh type	No. of Veh	Service interval	Run time (min)	Term time (min)	Avg spd (km/h)	Veh type	No. of Veh	Service interval	Run time (min)	Term time (min)	Avg spd (km/h)	First dep NB or WB	First dep SB or EB	Last dep NB or WB	Last dep SB or EB								
85 SHEPPARD EAST &	Mal	<i>Italicised branch names are for internal use only.</i>																																			
Monday to Friday	29-Mar-10	Monday-Friday morning peak period							Monday-Friday midday							Monday-Friday afternoon peak period							Monday-Friday early evening							Monday-Friday late evening							
85 Sheppard-Yonge Stn – Mead'vale	41.86																																				
85 To Meadowvale														LF	4	30 ' 00 "	105	15	23.9							1022p	1042p	123a	213a								
85A Don Mills Stn – Rouge Hill GO Stn																																					
85A To Don Mills Stn	40.26	LF	14.5	8 ' 00 "	114	2	21.2	LF	1	22 ' 00 "	105	0	23.1	LF	14	9 ' 00 "	124	2	19.5	LF	9	12 ' 00 "	100	8	24.2	LF	3	30 ' 00 "	90	0	26.8	545a	615a	129a	214a		
85A To Rouge Hill GO Stn																																					
85C Don Mills Stn – Meadowvale																																					
85A To Don Mills Stn	29.82	LF	11.5	8 ' 00 "	87	5	20.6	LF	15	5 ' 30 "	82	0	21.8	LF	11	9 ' 00 "	99	0	18.1	LF	7	12 ' 00 "	82	2	21.8							520a	557a	1037p	1046p		
85 To Meadowvale																																					
Combined/Average			26	4 ' 00 "					16	5 ' 30 "				25	4 ' 30 "					16	6 ' 00 "					7	15 ' 00 "										
85J Sheppard-Yonge Stn – Don Mills Stn																																					
85 To Sheppard-Yonge Stn	11.54	LF	3	15 ' 00 "	40	5	17.3	LF	2	20 ' 00 "	35	5	19.8	LF	3	15 ' 00 "	45	0	15.4	LF	2	20 ' 00 "	35	5	19.8							625a	605a	1020p	1022p		
85A To Don Mills Stn																																					
Every 4th 85C operates as a 85A																																					
Saturday	11-Sep-10	Saturday early morning							Saturday morning							Saturday afternoon							Saturday early evening							Saturday late evening							
85 Sheppard-Yonge Stn – Mead'vale	41.86																																				
85 To Sheppard-Yonge Stn																																					
85 To Meadowvale														LF	9	15 ' 00 "	120	15	20.9	LF	4	30 ' 00 "	104	16	24.2							841p	800p	123a	215a		
85A Don Mills Stn – Rouge Hill GO Stn																																					
85A To Don Mills Stn	40.26																																				
85A To Rouge Hill GO Stn																																					
85C Don Mills Stn – Meadowvale																																					
85A To Don Mills Stn	29.82																																				
85 To Meadowvale																																					
85D Don Mills Stn – Rouge Hill GO Stn via Toronto Zoo																																					
85A To Don Mills Stn via Toronto Zoo	47.15	LF	1	30 ' 00 "	112	8	25.3	LF	1	20 ' 00 "	110	3	25.7	LF	1	20 ' 00 "	108	0	26.3														629a	605a	642p	608p	
85A To Rouge Hill GO Stn via Toronto Zoo																																					
85F Don Mills Stn – Toronto Zoo																																					
85A To Don Mills Stn	33.02	LF	12	7 ' 30 "	87	3	22.8	LF	18	5 ' 00 "	87	3	22.8	LF	22	4 ' 00 "	87	1	22.8															657a	638a	700p	616p
85B To Toronto Zoo																																					
Combined/Average			13	7 ' 30 "					19	5 ' 00 "				23	4 ' 00 "					16	7 ' 30 "					7	15 ' 00 "										
85J Sheppard-Yonge Stn – Don Mills Stn																																					
85 To Sheppard-Yonge Stn	11.54	LF	2	20 ' 00 "	35	5	19.8	LF	2	20 ' 00 "	40	0	17.3	LF	2	20 ' 00 "	40	0	17.3															720a	700a	740P	740P
85A To Don Mills Stn																																					
Every 4th 85F operates as a 85D																																					
Every 4th 85F operates as a 85D																																					
Every 5th 85F operates as a 85D																																					



SERVICE SUMMARY

September 5 to October 9, 2010

TORONTO TRANSIT COMMISSION

Route	RT dist (km) and date of last change	Veh type	No. of Veh	Service interval	Run time (min)	Term time (min)	Avg spd (km/h)	Veh type	No. of Veh	Service interval	Run time (min)	Term time (min)	Avg spd (km/h)	Veh type	No. of Veh	Service interval	Run time (min)	Term time (min)	Avg spd (km/h)	Veh type	No. of Veh	Service interval	Run time (min)	Term time (min)	Avg spd (km/h)	First dep NB or WB	First dep SB or EB	Last dep NB or WB	Last dep SB or EB							
Sunday 05-Sep-10		Sunday early morning							Sunday morning							Sunday afternoon							Sunday early evening							Sunday late evening						
85 Sheppard-Yonge Stn – Meadowvale																																				
85 To Sheppard-Yonge Stn																																				
85 To Meadowvale																																				
85A Don Mills Stn – Rouge Hill GO Stn																																				
85A To Don Mills Stn																																				
85A To Rouge Hill GO Stn																																				
85B Sheppard-Yonge Stn – Toronto Zoo																																				
85 To Sheppard-Yonge Stn																																				
85B To Toronto Zoo																																				
85D Don Mills Stn – Rouge Hill GO Stn via Toronto Zoo																																				
85A To Don Mills Stn via Toronto Zoo																																				
85A To Rouge Hill GO Stn via Toronto Zoo																																				
85F Don Mills Stn – Toronto Zoo																																				
85A To Don Mills Stn																																				
85B To Toronto Zoo																																				
85G Shep-Yonge Stn – Rouge Hill GO Stn																																				
85 To Sheppard-Yonge Stn																																				
85A To Rouge Hill GO Stn																																				
Combined/Average																																				
85J Sheppard-Yonge Stn – Don Mills Stn																																				
85 To Sheppard-Yonge Stn																																				
85A To Don Mills Stn																																				
385 SHEPPARD EAST Mal																																				
Overnight, 7 days a week 23-Nov-08																																				
385 Sheppard-Yonge Stn – Meadowvale																																				
4 SHEPPARD SUBWAY WilSub																																				
Monday to Friday 25-Nov-02																																				
4 Sheppard-Yonge Stn – Don Mills Stn																																				
Saturday 30-Nov-02																																				
4 Sheppard-Yonge Stn – Don Mills Stn																																				
Sunday 24-Nov-02																																				
4 Sheppard-Yonge Stn – Don Mills Stn																																				



TORONTO TRANSIT COMMISSION

SERVICE SUMMARY

September 5 to October 9, 2010

Route	RT dist (km) and date of last change	Run time			Term time			Avg spd			Run time			Term time			Avg spd			Veh type	No. of Veh	Service interval	Run time (min)	Term time (min)	Avg spd (km/h)	First dep NB or WB	First dep SB or EB	Last dep NB or WB	Last dep SB or EB						
		Veh type	No. of Veh	Service interval	(min)	(min)	(km/h)	Veh type	No. of Veh	Service interval	(min)	(min)	(km/h)	Veh type	No. of Veh	Service interval	(min)	(min)	(km/h)																
84 SHEPPARD WEST &	Anw																																		
Monday to Friday	07-Sep-10	Monday-Friday morning peak period						Monday-Friday midday						Monday-Friday afternoon peak period						Monday-Friday early evening						Monday-Friday late evening									
84 Sheppard-Yonge Stn – Weston Rd	24.91	LF	7	11 ' 00 "	74	3	20.2	LF	9	8 ' 30 "	74	2	20.2	LF	6	12 ' 30 "	74	1	20.2	LF	5	15 ' 00 "	70	5	21.4	LF	4	15 ' 00 "	60	0	24.9	515a	528a	145a	145a
84A Sheppard-Yonge Stn – Steeles via Arrow Rd	33.67	LF	4.5	22 ' 00 "	93	6	21.7							LF	4	25 ' 00 "	93	7	21.7							550a	622a	825a	836a						
84D Sheppard-Yonge Stn – Steeles via Oakdale	33.67	LF	4.5	22 ' 00 "	96	3	21.0							LF	4	25 ' 00 "	97	3	20.8							235p	303p	530p	623p						
Combined/Average		16 5 ' 30 "						9 8 ' 30 "						14 6 ' 15 "						5 15 ' 00 "						4 15 ' 00 "						601a	628a	836a	901a
																																251p	248p	543p	608p
Saturday	11-Sep-10	Saturday early morning						Saturday morning						Saturday afternoon						Saturday early evening						Saturday late evening									
84 Sheppard-Yonge Stn – Weston Rd	24.91	LF	5	13 ' 00 "	58	7	25.8	LF	5	13 ' 00 "	61	4	24.5	LF	8	9 ' 00 "	70	2	21.4	LF	4	16 ' 00 "	61	3	24.5	LF	3	22 ' 00 "	61	5	24.5	520a	545a	145a	145a
Sunday	06-Sep-06	Sunday early morning						Sunday morning						Sunday afternoon						Sunday early evening						Sunday late evening									
84 Sheppard-Yonge Stn – Weston Rd	24.91	LF	4	16 ' 00 "	58	6	25.8	LF	5	13 ' 00 "	61	4	24.5	LF	5	13 ' 00 "	61	4	24.5	LF	3	22 ' 00 "	60	6	24.9	LF	3	22 ' 00 "	60	6	24.9	750a	800a	145a	150a
75 SHERBOURNE &	Wil	<i>75A branch name is for internal use only</i>																																	
Monday to Friday	08-Sep-09	Monday-Friday morning peak period						Monday-Friday midday						Monday-Friday afternoon peak period						Monday-Friday early evening						Monday-Friday late evening									
75 South Drive – Queens Quay	8.59	LF	4	11 ' 00 "	44	0	11.7	LF	3	15 ' 00 "	45	0	11.5	LF	5	10 ' 00 "	48	2	10.7	LF	2	20 ' 00 "	40	0	12.9							530a	515a	930p	1002p
75A South Drive & Summerhill – Queens Quay	10.51																									LF	1.3	30 ' 00 "	39	0	16.2	950p	1028p	1250a	1228a
																										75A alternates trips with 82 ROSEDALE									
Saturday	29-Nov-08	Saturday early morning						Saturday morning						Saturday afternoon						Saturday early evening						Saturday late evening									
75 South Drive – Queens Quay	8.59	LF	2	15 ' 00 "	30	0	17.2	LF	2	20 ' 00 "	40	0	12.9	LF	2	20 ' 00 "	40	0	12.9													535a	520a	650p	710p
75A South Drive & Summerhill – Queens Quay	10.51																			LF	1.3	30 ' 00 "	36	3	17.5	LF	1.3	30 ' 00 "	39	0	16.2	650p	728p	1250a	1220a
																				75A alternates trips with 82 ROSEDALE						75A alternates trips with 82 ROSEDALE									
Sunday	23-Nov-08	Sunday morning						Sunday afternoon						Sunday early evening						Sunday late evening															
75A South Drive & Summerhill – Queens Quay	10.51							LF	1.3	30 ' 00 "	36	3	17.5	LF	1.3	30 ' 00 "	36	3	17.5	LF	1.3	30 ' 00 "	36	3	17.5	LF	1.3	30 ' 00 "	39	0	16.2	850a	832a	1250a	1228a
		75A alternates trips with 82 ROSEDALE						75A alternates trips with 82 ROSEDALE						75A alternates trips with 82 ROSEDALE						75A alternates trips with 82 ROSEDALE															



TORONTO TRANSIT COMMISSION

SERVICE SUMMARY

September 5 to October 9, 2010

Route	RT dist (km) and date of last change	Monday-Friday morning peak period					Monday-Friday midday					Monday-Friday afternoon peak period					Monday-Friday early evening					Monday-Friday late evening					First dep NB or WB	First dep SB or EB	Last dep NB or WB	Last dep SB or EB					
		Veh type	No. of Veh	Service interval	Run time (min)	Term time (min)	Avg spd (km/h)	Veh type	No. of Veh	Service interval	Run time (min)	Term time (min)	Avg spd (km/h)	Veh type	No. of Veh	Service interval	Run time (min)	Term time (min)	Avg spd (km/h)	Veh type	No. of Veh	Service interval	Run time (min)	Term time (min)	Avg spd (km/h)	Veh type					No. of Veh	Service interval	Run time (min)	Term time (min)	Avg spd (km/h)
123 SHORNCLIFFE &	Qsy																																		
Monday to Friday	07-Sep-10	Monday-Friday morning peak period					Monday-Friday midday					Monday-Friday afternoon peak period					Monday-Friday early evening					Monday-Friday late evening													
123 Kipling Stn – Long Branch via East Mall	18.49	LF	3.5	15' 00"	49	4	22.6	LF	3	18' 00"	48	6	23.1	LF	3	18' 00"	54	0	20.5	LF	2	25' 00"	46	4	24.1	LF	1.5	30' 00"	41	4	27.1	552a	608a	114a	135a
123A Kipling Stn – Sherway via North Queen	11.41	LF	2.5	15' 00"	27	11	25.4						LF	2	18' 00"	32	4	21.4														552a	557a	906a	845a
123C Kipling Stn – Long Branch via North Queen	18.61							LF	3	18' 00"	48	6	23.3							LF	2	25' 00"	46	4	24.3	LF	1.5	30' 00"	41	4	27.2	905a	857a	248p	221p
Combined/Average			6	7' 30"				6	9' 00"				5	9' 00"					4	12' 30"					3	15' 00"				614p	557p	1258a	120a		
Saturday	20-Feb-10	Saturday early morning					Saturday morning					Saturday afternoon					Saturday early evening					Saturday late evening													
123 Kipling Stn – Long Branch via East Mall	18.49	LF	1.5	30' 00"	40	5	27.7	LF		30' 00"	48	5	23.1	LF	2.5	20' 00"	48	2	23.1	LF	1.5	30' 00"	42	3	26.4	LF	1.5	30' 00"	36	9	30.8	540a	600a	104a	110a
123C Kipling Stn – Long Branch via North Queen	18.61	LF	1.5	30' 00"	40	5	27.9	LF		30' 00"	48	5	23.3	LF	2.5	20' 00"	48	2	23.3	LF	1.5	30' 00"	42	3	26.6	LF	1.5	30' 00"	36	9	31.0	625a	621a	1249a	1255a
Combined/Average			3	15' 00"				3.5	15' 00"				5	10' 00"					3	15' 00"					3	15' 00"									
		Alternates trips with 111 EAST MALL																																	
Sunday	14-Feb-10	Sunday morning					Sunday afternoon					Sunday early evening					Sunday late evening																		
123 Kipling Stn – Long Branch via East Mall	18.49							LF	2	24' 00"	48	0	23.1	LF	2.5	20' 00"	48	2	23.1	LF	1.5	30' 00"	42	3	26.4	LF	1.5	30' 00"	36	9	30.8	900a	924a	101a	110a
123C Kipling Stn – Long Branch via North Queen	18.61							LF	2	24' 00"	48	0	23.3	LF	2.5	20' 00"	48	2	23.3	LF	1.5	30' 00"	42	3	26.6	LF	1.5	30' 00"	36	9	31.0	848a	912a	1246a	1255a
Combined/Average								4	12' 00"				5	10' 00"					3	15' 00"					3	15' 00"									
115 SILVER HILLS &	Wtl																																		
Monday to Friday	07-Sep-10	Monday-Friday morning peak period					Monday-Friday midday					Monday-Friday afternoon peak period					Monday-Friday early evening					Monday-Friday late evening													
115 York Mills Stn – Leslie	12.83	LF	2	20' 00"	40	0	19.2	LF	2	20' 00"	40	0	19.2	LF	2	20' 00"	40	0	19.2	LF	1.5	30' 00"	35	3	22.0	LF	1.5	30' 00"	35	3	22.0	639a	620a	117a	100a
		Alternates trips with 122 GRAYDON HALL																																	
Saturday	11-Sep-10	Saturday early morning					Saturday morning					Saturday afternoon					Saturday early evening					Saturday late evening													
115 York Mills Stn – Leslie	12.83	LF	1.5	30' 00"	35	2	22.0	LF	1.5	30' 00"	35	3	22.0	LF	1.5	30' 00"	35	3	22.0	LF	1.5	30' 00"	35	3	22.0	LF	1.5	30' 00"	35	3	22.0	627a	610a	127a	110a
		Alternates trips with 122 GRAYDON HALL																																	
Sunday	05-Sep-10	Sunday morning					Sunday afternoon					Sunday early evening					Sunday late evening																		
115 York Mills Stn – Leslie	12.83							LF	1.5	30' 00"	35	3	22.0	LF	1.5	30' 00"	35	3	22.0	LF	1.5	30' 00"	35	3	22.0	LF	1.5	30' 00"	35	3	22.0	857a	840a	127a	110a
		Alternates trips with 122 GRAYDON HALL																																	
403 SOUTH DON MILLS COMMUNITY BUS &	W-T																																		
Monday to Friday	2-Sep-97	Monday-Friday midday					Monday-Friday afternoon peak period																												
403 Don Mills Centre – East York Centre								CB	1	60' 00"	60	0		CB	1	60' 00"	60	0												1030a	1000a	430p	500p		



TORONTO TRANSIT COMMISSION

SERVICE SUMMARY

September 5 to October 9, 2010

Route	RT dist (km) and date of last change	Veh type	No. of Veh	Service interval	Run	Term	Avg	Veh type	No. of Veh	Service interval	Run	Term	Avg	Veh type	No. of Veh	Service interval	Run	Term	Avg	Veh type	No. of Veh	Service interval	Run	Term	Avg	First dep NB or WB	First dep SB or EB	Last dep NB or WB	Last dep SB or EB	
					time (min)	time (min)	spd (km/h)				time (min)	time (min)	spd (km/h)				time (min)	time (min)	spd (km/h)				time (min)	time (min)	spd (km/h)					
756 STANDBY BUSES – BIRCHMOUNT DIVISION																														
		Bir																												
Monday to Friday	27-Nov-06			Monday-Friday morning peak period							Monday-Friday afternoon peak period																			
Standby buses		LF	1	Birchmount Garage							LF	4	Birchmount Garage																	
750 STANDBY BUSES – DOWNTOWN GAP BUSES																														
		Egl																												
Monday to Friday	04-Jan-10			Monday-Friday midday							Monday-Friday afternoon peak period																			
Standby buses				HF	1	Spadina Stn					HF	1	Spadina Stn																	
Standby buses				HF	1	Spadina / Queens Quay Lp					HF	1	Spadina / Queens Quay Lp																	
Standby buses				HF	1	St Clair Stn					HF	1	St Clair Stn																	
					3							3																		
760 STANDBY BUSES – EGLINTON DIVISION																														
		Egl																												
Monday to Friday	10-May-10			Monday-Friday morning peak period							Monday-Friday afternoon peak period																			
Standby buses		LF	1	Kennedy Station							LF	1	Eglinton Garage																	
757 STANDBY BUSES – MALVERN DIVISION																														
		Mal																												
Monday to Friday	07-Sep-10			Monday-Friday morning peak period							Monday-Friday afternoon peak period																			
Standby buses		Lift	1	Malvern Garage							Lift	1	Malvern Garage																	
752 STANDBY BUSES – QUEENSWAY DIVISION																														
		Qsy																												
Monday to Friday	07-Sep-10			Monday-Friday afternoon peak period																										
Standby buses				LF	1	Queensway Garage																								
751 STANDBY BUSES – WILSON DIVISION																														
		Wil																												
Monday to Friday	05-Sep-06			Monday-Friday morning peak period							Monday-Friday afternoon peak period																			
Standby buses		HF	2	Wilson Garage							HF	2	Wilson Garage																	
535 STANDBY CARS																														
		Ron/Rus																												
Monday to Friday	07-Sep-10			Monday-Friday afternoon peak period							Monday-Friday early evening																			
Standby cars				CLR	2	Russell carhouse					CLR	2	Roncesvalles carhouse																	



TORONTO TRANSIT COMMISSION

SERVICE SUMMARY

September 5 to October 9, 2010

Route	RT dist (km) and date of last change	Veh type	No. of Veh	Service interval	Run time (min)	Term time (min)	Avg spd (km/h)	Veh type	No. of Veh	Service interval	Run time (min)	Term time (min)	Avg spd (km/h)	Veh type	No. of Veh	Service interval	Run time (min)	Term time (min)	Avg spd (km/h)	Veh type	No. of Veh	Service interval	Run time (min)	Term time (min)	Avg spd (km/h)	Veh type	No. of Veh	Service interval	Run time (min)	Term time (min)	Avg spd (km/h)	First dep NB or WB	First dep SB or EB	Last dep NB or WB	Last dep SB or EB					
124 SUNNYBROOK &	Will																																							
Monday to Friday	07-Sep-10			Monday-Friday morning peak period						Monday-Friday midday						Monday-Friday afternoon peak period						Monday-Friday early evening						Monday-Friday late evening												
124 Lawrence Stn – Sunnybrook Hospital	5.51	LF	4	6 ' 30 "	26	0	12.7	LF	2	11 ' 00 "	22	0	15.0	LF	4	7 ' 30 "	30	0	11.0	LF	1	20 ' 00 "	20	0	16.5	LF	1	20 ' 00 "	20	0	16.5	610a	558a	110a	100a					
Saturday	29-Nov-08			Saturday early morning						Saturday morning						Saturday afternoon						Saturday early evening						Saturday late evening												
124 Lawrence Stn – Sunnybrook Hospital	5.51	LF	1	20 ' 00 "	20	0	16.5	LF	1	20 ' 00 "	20	0	16.5	LF	1	20 ' 00 "	20	0	16.5	LF	1	20 ' 00 "	20	0	16.5	LF	1	20 ' 00 "	20	0	16.5	550a	540a	110a	100a					
Sunday	23-Nov-08			Sunday morning						Sunday afternoon						Sunday early evening						Sunday late evening																		
124 Lawrence Stn – Sunnybrook Hospital	5.51			LF 1 20 ' 00 " 20 0 16.5						LF 1 20 ' 00 " 20 0 16.5						LF 1 20 ' 00 " 20 0 16.5						LF 1 20 ' 00 " 20 0 16.5						750a	740a	1250a	100a									
77 SWANSEA	MtD	Buses removed from Runnymede Station due to TTC Construction.																																						
Monday to Friday	07-Sep-10			Monday-Friday morning peak period						Monday-Friday midday						Monday-Friday afternoon peak period						Monday-Friday early evening						Monday-Friday late evening												
77 Bloor & Runnymede – Queensway	6.12	HF	3.0	10 ' 00 "	26	4	14.1	HF	1.6	15 ' 00 "	21	3	17.5	HF	2.2	11 ' 00 "	23	2	16.2	HF	1	22 ' 00 "	22	0	16.7	HF	0.9	20 ' 00 "	15	3	24.5	548a	535a	135a	123a					
				Alternates trips with 71 RUNNYMEDE						Alternates trips with 71 RUNNYMEDE						Alternates trips with 71 RUNNYMEDE						Alternates trips with 71 RUNNYMEDE (St Clair branch)						Alternates trips with 71 RUNNYMEDE (St Clair branch)												
Saturday	11-Sep-10			Saturday early morning						Saturday morning						Saturday afternoon						Saturday early evening						Saturday late evening												
77 Bloor & Runnymede – Queensway	6.12	LF	1	24 ' 00 "	15	9	24.5	LF	0.8	25 ' 00 "	19	0	19.6	LF	0.8	25 ' 00 "	19	0	19.6	LF	1	24 ' 00 "	18	6	20.4	LF	1	20 ' 00 "	15	5	24.5	610a	615a	135a	124a					
				Alternates trips with 71 RUNNYMEDE (St Clair branch) all day long.																																				
Sunday	05-Sep-10			Sunday morning						Sunday afternoon						Sunday early evening						Sunday late evening																		
77 Bloor & Runnymede – Queensway	6.12			LF 1 24 ' 00 " 19 5 19.3						LF 1 24 ' 00 " 19 5 19.3						LF 1 20 ' 00 " 17 3 21.6						LF 1 20 ' 00 " 15 5 24.5						859a	840a	112a	124a									
				Alternates trips with 71 RUNNYMEDE (St Clair branch) all day long.																																				
168 SYMINGTON &	MtD																																							
Monday to Friday	07-Sep-10			Monday-Friday morning peak period						Monday-Friday midday						Monday-Friday afternoon peak period						Monday-Friday early evening						Monday-Friday late evening												
168 Dundas West Stn – Weston Rd	9.59	LF	8	5 ' 00 "	38	2	15.1	LF	4	10 ' 00 "	38	2	15.1	LF	7	6 ' 20 "	44	1	13.1	LF	4	10 ' 00 "	36	4	16.0	LF	3	12 ' 00 "	30	6	19.2	442a	450a	200a	145a					
Saturday	08-Aug-09			Saturday early morning						Saturday morning						Saturday afternoon						Saturday early evening						Saturday late evening												
168 Dundas West Stn – Weston Rd	9.59	LF	3	10 ' 40 "	30	2	19.2	LF	5	10 ' 00 "	48	2	12.0	LF	5	10 ' 00 "	48	2	12.0	LF	3	12 ' 00 "	33	3	17.4	LF	3	12 ' 00 "	30	6	19.2	442a	451a	200a	145a					
Sunday	02-Aug-09			Sunday early morning						Sunday morning						Sunday afternoon						Sunday early evening						Sunday late evening												
168 Dundas West Stn – Weston Rd	9.59	LF	2	20 ' 00 "	34	6	16.9	LF	3	15 ' 00 "	38	7	15.1	LF	4	12 ' 00 "	43	5	13.4	LF	3	12 ' 00 "	33	3	17.4	LF	3	12 ' 00 "	30	6	19.2	640a	643a	200a	145a					
81 THORNCLIFFE PARK &	Bir																																							
Monday to Friday	07-Sep-10			Monday-Friday morning peak period						Monday-Friday midday						Monday-Friday afternoon peak period						Monday-Friday early evening						Monday-Friday late evening												
81 Pape Stn – Thorncliffe	8.29	LF	6	4 ' 40 "	28	0	17.8	LF	3	10 ' 00 "	30	0	16.6	LF	5	5 ' 30 "	28	0	18.1	LF	3	10 ' 00 "	30	0	16.6	LF	2	12 ' 00 "	24	0	20.7	525a	510a	120a	111a					
Saturday	25-Jun-05			Saturday early morning						Saturday morning						Saturday afternoon						Saturday early evening						Saturday late evening												
81 Pape Stn – Thorncliffe	8.29	LF	1	30 ' 00 "	30	0	16.6	LF	4	7 ' 30 "	30	0	16.6	LF	4	7 ' 30 "	30	0	16.6	LF	2	12 ' 00 "	24	0	20.7	LF	2	12 ' 00 "	24	0	20.7	545a	530a	120a	111a					
Sunday	19-Jun-05			Sunday early morning						Sunday morning						Sunday afternoon						Sunday early evening						Sunday late evening												
81 Pape Stn – Thorncliffe	8.29	LF	1	30 ' 00 "	30	0	16.6	LF	3	10 ' 00 "	30	0	16.6	LF	3	10 ' 00 "	30	0	16.6	LF	2	12 ' 00 "	24	0	20.7	LF	2	12 ' 00 "	24	0	20.7	645a	630a	120a	111a					

Loops clockwise on Thorncliffe Park Drive before 330p, and loops counter-clockwise on Thorncliffe Park Drive after 330p



TORONTO TRANSIT COMMISSION

SERVICE SUMMARY

September 5 to October 9, 2010

Route	RT dist (km) and date of last change	Veh type	No. of Veh	Service interval	Run time (min)	Term time (min)	Avg spd (km/h)	Veh type	No. of Veh	Service interval	Run time (min)	Term time (min)	Avg spd (km/h)	Veh type	No. of Veh	Service interval	Run time (min)	Term time (min)	Avg spd (km/h)	Veh type	No. of Veh	Service interval	Run time (min)	Term time (min)	Avg spd (km/h)	First dep NB or WB	First dep SB or EB	Last dep NB or WB	Last dep SB or EB							
10 VAN HORNE &	Will																																			
Monday to Friday	04-Jan-10		Monday-Friday morning peak period						Monday-Friday afternoon peak period																											
10 Don Mills Stn – Victoria Park	7.64	LF	3	10' 00"	28	2	16.4		See 169A HUNTINGWOOD					LF	3	10' 00"	28	2	16.4		See 169A HUNTINGWOOD									534a 300p	547a 315p	900a 700p	853a 640p			
Off peak service provided by 169A HUNTINGWOOD																																				
90 VAUGHAN	MtD																																			
Monday to Friday	07-Sep-10		Monday-Friday morning peak period						Monday-Friday midday						Monday-Friday afternoon peak period						Monday-Friday early evening						Monday-Friday late evening									
90 St Clair West Stn – Eglinton	6.60	HF	3.5	9' 20"	31	2	12.7							HF	3	12' 00"	36	0	11.0													529a 334p	542a 335p	907a 617p	923a 623p	
90A St Clair West Stn – Oakwood	5.47	HF	2.5	9' 20"	23	1	14.4	HF	2	12' 00"	24	0	13.7	HF	2	12' 00"	24	0	13.7	HF	2	12' 00"	24	0	13.7	HF	1	20' 00"	20	0	16.4	545a 545a	525a 525a	130a 130a	120a 120a	
Combined/Average			6	4' 40"					2	12' 00"				5	6' 00"					2	12' 00"					1	20' 00"									
Saturday	26-Jun-10		Saturday early morning						Saturday morning						Saturday afternoon						Saturday early evening						Saturday late evening									
90A St Clair West Stn – Oakwood	5.47	LF	2	12' 00"	24	0	13.7	LF	3	8' 00"	24	0	13.7	LF	3	8' 00"	24	0	13.7	LF	2	12' 00"	24	0	13.7	LF	1	20' 00"	20	0	16.4	610a 610a	610a 610a	110a 110a	100a 100a	
Sunday	20-Jun-10		Sunday morning						Sunday afternoon						Sunday early evening						Sunday late evening															
90A St Clair West Stn – Oakwood	5.47							LF	2	12' 00"	24	0	13.7	LF	2	12' 00"	24	0	13.7	LF	2	12' 00"	24	0	13.7	LF	1	20' 00"	20	0	16.4	830a 830a	842a 842a	110a 110a	100a 100a	
24 VICTORIA PARK &	Bir																																			
Monday to Friday	07-Sep-10		Monday-Friday morning peak period						Monday-Friday midday						Monday-Friday afternoon peak period						Monday-Friday early evening						Monday-Friday late evening									
24 Victoria Park Stn – Steeles	30.58	LF	18	5' 00"	90	0	20.4	LF	9	10' 00"	90	0	20.4	LF	14	7' 00"	96	2	19.1	LF	9	9' 00"	81	0	22.7	LF	6	12' 00"	70	2	26.2	450a 450a	515a 515a	125a 125a	200a 200a	
24A Victoria Park Stn – Don Mills Stn via Consumers Rd	24.53	LF	7	12' 00"	82	2	17.9	LF	2.5	30' 00"	75	0	19.6	LF	7	13' 00"	87	4	16.9													558a 558a	533a 533a	615p 615p	644p 644p	
24D Victoria Park Stn – Major Mackenzie	57.69							LF	2	30' 00"	145	5	23.9							LF	2	27' 00"	135	0	25.6							900a 700p	1020a 805p	100p 956p	220p 1101p	
Combined/Average			25	3' 32"					13.5	7' 30"				21	4' 33"					11	9' 00"					6	12' 00"									
Every 3rd 24 operates as a 24D 24A alternates trips with 167 PHARMACY NORTH 24D operates NB through the Highway 7 Industrial area before noon and SB after noon.																																				
Saturday	09-Sep-06		Saturday early morning						Saturday morning						Saturday afternoon						Saturday early evening						Saturday late evening									
24 Victoria Park Stn – Steeles	30.58	LF	6	15' 00"	84	6	21.8	LF	9	10' 00"	86	4	21.3	LF	12	7' 30"	90	0	20.4	LF	6	13' 20"	80	0	22.9	LF	6	12' 00"	70	2	26.2	521a 521a	557a 557a	124a 124a	159a 159a	
Sunday	05-Sep-10		Sunday early morning						Sunday morning						Sunday afternoon						Sunday early evening						Sunday late evening									
24 Victoria Park Stn – Steeles	30.58	LF	4	20' 00"	80	0	22.9	LF	7	12' 00"	80	4	22.9	LF	12	7' 00"	84	0	21.8	LF	4	20' 00"	80	0	22.9	LF	4	20' 00"	70	10	26.2	717a 717a	757a 757a	116a 116a	153a 153a	
324 VICTORIA PARK &	Bir																																			
Overnight, 7 days a week	15-Feb-09		Monday-Friday overnight						Saturday overnight						Sunday overnight																					
324 Kingston – Steeles	35.41	LF	2.7	30' 00"	72	9	29.5	LF	2.7	30' 00"	72	9	29.5	LF	2.7	30' 00"	72	9	29.5																	
Alternates trips with 322 COXWELL Alternates trips with 322 COXWELL Alternates trips with 322 COXWELL																																				



TORONTO TRANSIT COMMISSION

SERVICE SUMMARY

September 5 to October 9, 2010

Route	RT dist (km) and date of last change	Monday-Friday morning peak period					Monday-Friday midday					Monday-Friday afternoon peak period					Monday-Friday early evening					First dep NB or WB	First dep SB or EB	Last dep NB or WB	Last dep SB or EB										
		Veh type	No. of Veh	Service interval	Run time (min)	Term time (min)	Avg spd (km/h)	Veh type	No. of Veh	Service interval	Run time (min)	Term time (min)	Avg spd (km/h)	Veh type	No. of Veh	Service interval	Run time (min)	Term time (min)	Avg spd (km/h)	Veh type	No. of Veh					Service interval	Run time (min)	Term time (min)	Avg spd (km/h)						
224 VICTORIA PARK NORTH &	Egl 10-May-10	Service outside Toronto north of Steeles Avenue is provided under contract to York Region																																	
Monday to Friday		Monday-Friday morning peak period					Monday-Friday midday					Monday-Friday afternoon peak period					Monday-Friday early evening																		
224C Don Mills Stn – 14th Avenue	22.80	LF	2	40' 00"	68	12	20.1					LF	2	40' 00"	68	12	20.1									614a	651a	854a	931a						
224D Don Mills Stn – Elgin Mills	37.45	LF	6	20' 00"	115	5	19.5	See 24D VICTORIA PARK					LF	6	20' 00"	115	5	19.5	See 24D VICTORIA PARK					609a	605a	909a	1005a								
Combined/Average			8	13' 20"				224D operates NB through the Highway 7 Industrial area and WB/NB on Hillmount.						8	13' 20"				224D operates SB/EB on Hillmount and SB through the Highway 7 Industrial area.					143p	243p	643p	743p								
68 WARDEN &	Egl 07-Sep-10	Monday-Friday morning peak period																																	
Monday to Friday		Monday-Friday morning peak period					Monday-Friday midday					Monday-Friday afternoon peak period					Monday-Friday early evening					Monday-Friday late evening													
68 Warden Stn – Steeles	25.06	LF	21	3' 35"	75	0	20.0	LF	8	8' 45"	70	0	21.5	LF	13	6' 15"	81	0	18.5	LF	7	10' 00"	70	0	21.5	LF	3	22' 00"	62	4	24.2	448a	505a	140a	151a
68B Warden Stn – Major Mackenzie	43.52	LF	3	14' 20"	116	2	22.5	LF	1	35' 00"	104	1	25.1	LF	2	18' 45"	119	0	21.9	LF	1	40' 00"	104	6	25.1							507a	557a	958p	1055p
Combined/Average			24	3' 35"				9	8' 45"				15	6' 15"					8	10' 00"					3	22' 00"									
			Every 4th 68 operates as a 68B					Every 4th 68 operates as a 68B					Every 3rd 68 operates as a 68B					Every 4th 68 operates as a 68B																	
Saturday	21-Feb-09	Saturday early morning					Saturday morning					Saturday afternoon					Saturday early evening					Saturday late evening													
68 Warden Stn – Steeles	25.06	LF	2	33' 00"	65	1	23.1	LF	5	13' 00"	65	0	23.1	LF	7	11' 00"	75	2	20.0	LF	1.5	44' 00"	66	0	22.8	LF	3	22' 00"	62	4	24.2	602a	546a	129a	200a
68B Warden Stn – Major Mackenzie	43.52	LF	3	33' 00"	99	0	26.4	LF	1	39' 00"	104	0	25.1	LF	1	44' 00"	114	7	22.9	LF	2.5	44' 00"	101	9	25.9							515a	558a	948p	1047p
Combined/Average			5	16' 30"				6	13' 00"				8	11' 00"					4	22' 00"					3	22' 00"									
			Every 3rd 68 operates as a 68B					Every 3rd 68 operates as a 68B					Every 4th 68 operates as a 68B					Every 4th 68 operates as a 68B																	
Sunday	15-Feb-09	Sunday early morning					Sunday morning					Sunday afternoon					Sunday early evening					Sunday late evening													
68 Warden Stn – Steeles	25.06	LF	1.5	44' 00"	66	0	22.8	LF	6	12' 00"	72	0	20.9	LF	6	12' 00"	72	0	20.9	LF	1.5	44' 00"	66	0	22.8	LF	3	22' 00"	62	4	24.2	716a	751a	137a	207a
68B Warden Stn – Major Mackenzie	43.52	LF	2.5	44' 00"	104	6	25.1	LF	1	36' 00"	108	0	24.2	LF	1	36' 00"	108	0	24.2	LF	2.5	44' 00"	104	6	25.1							829a	934a	948p	1045p
Combined/Average			4	22' 00"				7	12' 00"				7	12' 00"					4	22' 00"					3	22' 00"									
			Every 3rd 68 operates as a 68B					Every 3rd 68 operates as a 68B					Every 3rd 68 operates as a 68B					Every 3rd 68 operates as a 68B																	
Overnight service north of Sheppard Avenue provided by 324 VICTORIA PARK																																			
Some early morning trips operate from Warden and Danforth																																			
69 WARDEN SOUTH &	Bir 07-Sep-10	Monday-Friday morning peak period																																	
Monday to Friday		Monday-Friday morning peak period					Monday-Friday midday					Monday-Friday afternoon peak period					Monday-Friday early evening					Monday-Friday late evening													
69A Warden Stn – Kingston Rd SB via Warden	6.71	LF	2.5	10' 00"	25	0	16.1	LF	2	11' 00"	22	0	18.3	LF	2	13' 00"	26	0	15.5	LF	1.5	15' 00"	22	1	18.7	LF	1	20' 00"	20	0	20.1	559a	613a	140a	150a
69B Warden Stn – Kingston Rd SB via Birchmount	6.71	LF	2.5	10' 00"	25	0	16.1	LF	2	11' 00"	22	0	18.3	LF	2	13' 00"	26	0	15.5	LF	1.5	15' 00"	23	0	17.9	LF	1	20' 00"	20	0	20.1	626a	620a	130a	140a
Combined/Average			5	5' 00"				4	5' 30"				4	6' 30"					3	7' 30"					2	10' 00"									
Saturday	09-Jan-10	Saturday early morning					Saturday morning					Saturday afternoon					Saturday early evening					Saturday late evening													
69A Warden Stn – Kingston Rd SB via Warden	6.71	LF	1	20' 00"	20	0	20.1	LF	1	20' 00"	20	0	20.1	LF	1	20' 00"	20	0	20.1	LF	1	20' 00"	20	0	20.1	LF	1	20' 00"	20	0	20.1	550a	618a	120a	150a
69B Warden Stn – Kingston Rd SB via Birchmount	6.71	LF	1	20' 00"	20	0	20.1	LF	1	20' 00"	20	0	20.1	LF	1	20' 00"	20	0	20.1	LF	1	20' 00"	20	0	20.1	LF	1	20' 00"	20	0	20.1	610a	610a	130a	130a
Combined/Average			2	10' 00"				2	10' 00"				2	10' 00"					2	10' 00"					2	10' 00"									
Sunday	03-Jan-10	Sunday morning					Sunday afternoon					Sunday early evening					Sunday late evening																		
69A Warden Stn – Kingston Rd SB via Warden	6.71	LF	1	20' 00"	20	0	20.1	LF	1	20' 00"	20	0	20.1	LF	1	20' 00"	20	0	20.1	LF	1	20' 00"	20	0	20.1	LF	1	20' 00"	20	0	20.1	900a	850a	140a	150a
69B Warden Stn – Kingston Rd SB via Birchmount	6.71	LF	1	20' 00"	20	0	20.1	LF	1	20' 00"	20	0	20.1	LF	1	20' 00"	20	0	20.1	LF	1	20' 00"	20	0	20.1	LF	1	20' 00"	20	0	20.1	910a	900a	130a	140a
Combined/Average			2	10' 00"				2	10' 00"				2	10' 00"					2	10' 00"					2	10' 00"									



TORONTO TRANSIT COMMISSION

SERVICE SUMMARY

September 5 to October 9, 2010

Route	RT dist (km) and date of last change	Veh type	No. of Veh	Service interval	Run time (min)	Term time (min)	Avg spd (km/h)	Veh type	No. of Veh	Service interval	Run time (min)	Term time (min)	Avg spd (km/h)	Veh type	No. of Veh	Service interval	Run time (min)	Term time (min)	Avg spd (km/h)	Veh type	No. of Veh	Service interval	Run time (min)	Term time (min)	Avg spd (km/h)	First dep NB or WB	First dep SB or EB	Last dep NB or WB	Last dep SB or EB						
55 WARREN PARK ♿	MtD																																		
Monday to Friday	04-Aug-09			Monday-Friday morning peak period				Monday-Friday midday					Monday-Friday afternoon peak period							Monday-Friday early evening						Monday-Friday late evening									
55 Jane Stn – Warren Park	8.42	LF	1	30' 00"	27	3	18.7	LF	1	30' 00"	27	3	18.7	LF	1	30' 00"	27	3	18.7	LF	1	30' 00"	27	3	18.7	LF	1	30' 00"	27	3	18.7	546a	530a	116a	100a
Saturday	08-Aug-09			Saturday early morning				Saturday midday					Saturday afternoon							Saturday early evening						Saturday late evening									
55 Jane Stn – Warren Park	8.42	LF	1	30' 00"	27	3	18.7	LF	1	30' 00"	27	3	18.7	LF	1	30' 00"	27	3	18.7	LF	1	30' 00"	27	3	18.7	LF	1	30' 00"	27	3	18.7	546a	530a	116a	100a
Sunday	02-Aug-09			Sunday midday				Sunday afternoon					Sunday early evening							Sunday late evening															
55 Jane Stn – Warren Park	8.42							LF	1	30' 00"	27	3	18.7	LF	1	30' 00"	27	3	18.7	LF	1	30' 00"	27	3	18.7	LF	1	30' 00"	27	3	18.7	846a	900a	116a	100a
94 WELLESLEY ♿	MtD																																		
Monday to Friday	07-Sep-10			Monday-Friday morning peak period				Monday-Friday midday					Monday-Friday afternoon peak period							Monday-Friday early evening						Monday-Friday late evening									
94 Castle Frank Stn – Ossington Stn	12.17	LF	5	12' 00"	60	0	12.2	LF	6	10' 00"	60	0	12.2	LF	4.5	16' 00"	68	4	10.7	LF	4	13' 00"	52	0	14.0	LF	3	15' 00"	45	0	16.2	520a	525a	1252a	115a
94C Castle Frank Stn – Wellesley Stn	3.91	LF	2	12' 00"	24	0	9.8						LF	1.5	16' 00"	24	0	9.8																	
Combined/Average			7	6' 00"				6	10' 00"				6	8' 00"						4	13' 00"					3	15' 00"								
Saturday	29-Nov-08			Saturday early morning				Saturday morning					Saturday afternoon							Saturday early evening						Saturday late evening									
94 Castle Frank Stn – Ossington Stn	12.17	LF	3	17' 00"	51	0	14.3	LF	5	12' 00"	60	0	12.2	LF	5	12' 00"	60	0	12.2	LF	3	16' 40"	50	0	14.6	LF	3	15' 00"	45	0	16.2	541a	550a	1237a	100a
Sunday	05-Sep-10			Sunday morning				Sunday afternoon					Sunday early evening							Sunday late evening															
94 Castle Frank Stn – Ossington Stn	12.17							LF	4	13' 30"	54	0	13.5	LF	4	13' 30"	54	0	13.5	LF	3	16' 40"	50	0	14.6	LF	3	15' 00"	45	0	16.2	833a	824a	1222a	1245a
112 WEST MALL ♿	Qsy																																		
Monday to Friday	07-Sep-10			Monday-Friday morning peak period				Monday-Friday midday					Monday-Friday afternoon peak period							Monday-Friday early evening						Monday-Friday late evening									
112A Kipling Stn – Eglinton	18.75																																		
112C Kipling Stn – Disco Rd	29.29	LF	6	13' 30"	80	1	22.0	LF	4	20' 00"	70	10	25.1	LF	5	16' 00"	80	0	22.0	LF	4	18' 00"	70	2	25.1	LF	4	18' 00"	66	6	26.6	510a			
112D Kipling Stn – Skymark	20.96	LF	5	13' 30"	62	5	20.3	LF	3	20' 00"	55	5	22.9	LF	4	16' 00"	62	2	20.3	LF	4	18' 00"	70	2	25.1	LF	4	18' 00"	66	6	26.6	525a	543a	112a	103a
112E Kipling Stn – Renforth & Eringate Express	18.76	LF	2	NB Trips																															
Combined/Average			13	6' 45"				7	10' 00"				9	8' 00"						4	18' 00"					4	18' 00"								
Saturday	11-Sep-10			Saturday early morning				Saturday morning					Saturday afternoon							Saturday early evening						Saturday late evening									
112C Kipling Stn – Disco Rd	29.29	LF	4	17' 00"	68	0	25.8	LF	4	20' 00"	70	10	25.1	LF	4	20' 00"	70	10	25.1	LF	3	24' 00"	66	6	26.6	LF	3	24' 00"	66	6	26.6	554a	600a	112a	103a
Sunday	14-Feb-10			Sunday morning				Sunday afternoon					Sunday early evening							Sunday late evening															
112C Kipling Stn – Disco Rd	29.29							LF	3	24' 00"	66	6	26.6	LF	3	24' 00"	66	6	26.6	LF	3	24' 00"	66	6	26.6	LF	3	24' 00"	66	6	26.6	845a	903a	112a	103a
89 WESTON ♿	MtD																																		
Monday to Friday	07-Sep-10			Monday-Friday morning peak period				Monday-Friday midday					Monday-Friday afternoon peak period							Monday-Friday early evening						Monday-Friday late evening									
89 Keele Stn – Albion Rd	20.17	LF	14	5' 35"	78	1	15.6	LF	7	10' 00"	70	0	17.3	LF	11	7' 45"	84	2	14.4	LF	8	9' 30"	76	0	15.9	LF	5	12' 00"	56	4	21.6	415a	445a	210a	203a
Saturday	09-Jan-10			Saturday early morning				Saturday morning					Saturday afternoon							Saturday early evening						Saturday late evening									
89 Keele Stn – Albion Rd	20.17	LF	4	15' 00"	60	0	20.2	LF	7	10' 00"	66	4	18.3	LF	9	8' 00"	68	4	17.8	LF	5	12' 00"	56	4	21.6	LF	4	15' 00"	56	4	21.6	435a	510a	215a	245a
Sunday	03-Jan-10			Sunday early morning				Sunday morning					Sunday afternoon							Sunday early evening						Sunday late evening									
89 Keele Stn – Albion Rd	20.17	LF	4	15' 00"	60	0	20.2	LF	7	10' 30"	66	7	18.3	LF	7	10' 30"	66	7	18.3	LF	4	15' 00"	56	4	21.6	LF	3	20' 00"	56	4	21.6	530a	600a	215a	245a



TORONTO TRANSIT COMMISSION

SERVICE SUMMARY

September 5 to October 9, 2010

Route	RT dist (km) and date of last change	Monday-Friday morning peak period					Monday-Friday midday					Monday-Friday afternoon peak period					Monday-Friday early evening					Monday-Friday late evening					First dep NB or WB	First dep SB or EB	Last dep NB or WB	Last dep SB or EB						
		Veh type	No. of Veh	Service interval	Run time (min)	Term time (min)	Avg spd (km/h)	Veh type	No. of Veh	Service interval	Run time (min)	Term time (min)	Avg spd (km/h)	Veh type	No. of Veh	Service interval	Run time (min)	Term time (min)	Avg spd (km/h)	Veh type	No. of Veh	Service interval	Run time (min)	Term time (min)	Avg spd (km/h)	Veh type					No. of Veh	Service interval	Run time (min)	Term time (min)	Avg spd (km/h)	
96 WILSON & Monday to Friday	07-Sep-10	<i>96H and 96K branch designations are for internal purposes only</i>																																		
96 York Mills Stn – Humberline & Finch	40.18																															450a	540a			
96A York Mills Stn – Carrier Dr via Kipling and John Garland	43.63	Lift	6.5	20' 00"	121	9	21.7	Lift	8.5	15' 00"	127	1	20.6	Lift	5.5	24' 00"	128	4	20.5	Lift	4.5	24' 00"	106	2	24.7	Lift	2.5	40' 00"	100	0	26.2	524a	557a	100a	118a	
96B York Mills Stn – Humberline & Albion Rd	43.05	Lift	7	20' 00"	130	10	19.9	Lift	8.5	15' 00"	127	1	20.3	Lift	6	24' 00"	134	10	19.3	Lift	4.5	24' 00"	108	0	23.9	Lift	2.5	40' 00"	100	0	25.8	542a	612a	120a	1250a	
96C York Mills Stn – Thistledown via Albion Rd	37.03	Lift	4.5	20' 00"	89	1	25.0						Lift	4	24' 00"	96	0	23.1																		
96E Wilson Stn – Humber College Express	32.93	Lift	7	12' 00"	84	0	23.5						Lift	7	12' 00"	84	0	23.5																		
96G York Mills Stn – Sheppard & Torbarrie	23.82	Lift	4	20' 00"	75	5	19.1						Lift	3.5	24' 00"	84	0	17.0																		
96H Wilson Stn – Thistled. via Albion	25.86							Lift	2	30' 00"	60	0	25.9							Lift	2	30' 00"	60	0	25.9											
96S to Wilson Stn																																				
96C To Thistledown via Albion																																				
96K Wilson Stn – Tandridge & Islington	23.89																																			
96S to Wilson Stn																																				
96F To Tandridge and Isling. via Albion																																				
Combined/Average			29	3' 32"					19	6' 00"					26	4' 00"					11	8' 34"					7	12' 00"								
			96G operates NB on Clayson and SB on Torbarrie.								96G operates NB on Torbarrie and SB on Clayson.																									
Saturday	11-Sep-10	Saturday early morning					Saturday morning					Saturday afternoon					Saturday early evening					Saturday late evening														
96A York Mills Stn – Carrier Dr via Kipling and John Garland	43.63	Lift	3.5	30' 00"	100	5	26.2	Lift	4	30' 00"	116	4	22.6																							
96B York Mills Stn – Humberline & Albion Rd	43.05	Lift	3.5	30' 00"	102	3	25.3	Lift	4	30' 00"	118	2	21.9	Lift	5.5	24' 00"	118	14	21.9	Lift	5	24' 00"	112	8	23.1	Lift	2.5	44' 00"	105	5	24.6	540a	534a	128a	1253a	
96D York Mills Stn – Carrier Dr & Westmore Dr	45.71													Lift	5.5	24' 00"	124	8	22.1	Lift	5	24' 00"	118	2	23.2											
96H Wilson Stn – Thistled. via Albion	25.86	Lift	2	30' 00"	60	0	25.9	Lift	2	30' 00"	60	0	25.9	Lift	2	30' 00"	60	0	25.9	Lift	2	30' 00"	60	0	25.9											
96S to Wilson Stn																																				
96C To Thistledown via Albion																																				
96K Wilson Stn – Tandridge & Islington	23.89																																			
96S to Wilson Stn																																				
96F To Tandridge and Isling. via Albion																																				
Combined/Average			9	10' 00"					10	10' 00"					13	8' 34"					12	8' 34"					7	12' 42"								
Sunday	05-Sep-10	Sunday early morning					Sunday morning					Sunday afternoon					Sunday early evening					Sunday late evening														
96A York Mills Stn – Carrier Dr via Kipling and John Garland	43.63	Lift	2.5	45' 00"	108	5	24.2	Lift	3	40' 00"	116	4	22.6																							
96B York Mills Stn – Humberline & Albion Rd	43.05	Lift	2.5	45' 00"	110	3	23.5	Lift	3	40' 00"	118	2	21.9	Lift	4.5	30' 00"	118	17	21.9	Lift	3	40' 00"	110	10	23.5	Lift	2.5	45' 00"	108	5	24.2	557a	526a	1135a	1157a	
96D York Mills Stn – Carrier Dr & Westmore Dr	45.71													Lift	4.5	30' 00"	123	12	22.3	Lift	3	40' 00"	116	4	23.6											
96H Wilson Stn – Thistled. via Albion	25.86	Lift	2	30' 00"	60	0	25.9	Lift	2	30' 00"	60	0	25.9	Lift	2	30' 00"	60	0	25.9	Lift	2	30' 00"	60	0	25.9											
96S to Wilson Stn																																				
96C To Thistledown via Albion																																				
96K Wilson Stn – Tandridge & Islington	23.89																																			
96S to Wilson Stn																																				
96F To Tandridge and Isling. via Albion																																				
Combined/Average			7	12' 51"					8	12' 00"					11	10' 00"					8	12' 00"					7	12' 51"								

96C/H/K operates EB via Tandridge before 3:00pm and WB via Tandridge after 3:00 pm.



TORONTO TRANSIT COMMISSION

SERVICE SUMMARY

September 5 to October 9, 2010

Route	RT dist (km) and date of last change	Veh type	No. of Veh	Service interval	Run time (min)	Term time (min)	Avg spd (km/h)	Veh type	No. of Veh	Service interval	Run time (min)	Term time (min)	Avg spd (km/h)	Veh type	No. of Veh	Service interval	Run time (min)	Term time (min)	Avg spd (km/h)	Veh type	No. of Veh	Service interval	Run time (min)	Term time (min)	Avg spd (km/h)	Veh type	No. of Veh	Service interval	Run time (min)	Term time (min)	Avg spd (km/h)	First dep NB or WB	First dep SB or EB	Last dep NB or WB	Last dep SB or EB		
319 WILSON & Overnight, 7 days a week	Arw 26-Nov-06			Monday-Friday overnight				Saturday overnight					Sunday overnight																								
319 York Mills Stn – Martin Grove & Steeles	40.76	LF	3	30' 00"	90	0	27.2	LF	3	30' 00"	90	0	27.2	LF	3	30' 00"	90	0	27.2																		
91 WOODBINE & Monday to Friday	Bir 07-Sep-10			Monday-Friday morning peak period				Monday-Friday midday					Monday-Friday afternoon peak period							Monday-Friday early evening						Monday-Friday late evening											
91 Woodbine Stn – Lawrence	15.39	LF	3.5	18' 00"	54	9	17.1						LF	2.5	24' 00"	52	8	17.8														459a	519a	633p	700p		
91 Woodbine Stn – Lawrence	15.39												1	Tripper																							
91A Woodbine Stn – Parkview Hills	7.47	LF	1	30' 00"	28	2	16.0	LF	1	23' 00"	23	0	19.5	LF	1	30' 00"	28	2	16.0	LF	1	30' 00"	26	4	17.2	LF	1	20' 00"	20	0	22.4	638a	624a	1250a	100a		
91C Woodbine Stn – York Mills	23.98							LF	3	23' 00"	69	0	20.9							LF	3	24' 00"	62	10	23.2	LF	2	30' 00"	58	2	24.8	946a	618a	105a	105a		
91F Woodbine Stn – York Mills via Railside	26.26	LF	4.5	18' 00"	78	3	20.2						LF	3.5	24' 00"	78	6	20.2																			
Combined/Average			9	6' 55"				4	11' 30"				8	8' 34"					4	13' 20"					3	12' 00"											
91F operates WB on Railside during morning peak period, and operates EB via Railside during afternoon peak period.																																					
Saturday	29-Nov-08			Saturday early morning				Saturday morning					Saturday afternoon						Saturday early evening						Saturday late evening												
91A Woodbine Stn – Parkview Hills	7.47	LF	1	24' 00"	24	0	18.7	LF	1	24' 00"	24	0	18.7	LF	1	24' 00"	24	0	18.7	LF	1	20' 00"	20	0	22.4	LF	1	20' 00"	20	0	22.4	632a	620a	1258a	108a		
91C Woodbine Stn – York Mills	23.98	LF	3	20' 00"	60	0	24.0	LF	3	20' 00"	60	0	24.0	LF	3	20' 00"	60	0	24.0	LF	3	20' 00"	58	2	24.8	LF	2	30' 00"	58	2	24.8	623a	613a	103a	103a		
Combined/Average			4	12' 00"				4	10' 54"				4	12' 00"					4	10' 00"					3	12' 00"											
Sunday	23-Nov-08			Sunday morning				Sunday afternoon					Sunday early evening						Sunday late evening																		
91A Woodbine Stn – Parkview Hills	7.47							LF	1	24' 00"	24	0	18.7	LF	1	24' 00"	24	0	18.7	LF	1	20' 00"	20	0	22.4	LF	1	20' 00"	20	0	22.4	920a	908a	1258a	108a		
91C Woodbine Stn – York Mills	23.98							LF	3	20' 00"	60	0	24.0	LF	3	20' 00"	60	0	24.0	LF	3	20' 00"	58	2	24.8	LF	2	30' 00"	58	2	24.8	902a	852a	103a	102a		
Combined/Average								4	12' 00"				4	12' 00"					4	12' 00"					3	12' 00"											
91C/F operates NB via Laurentide before noon, and operates NB via Valley Woods after noon																																					
92 WOODBINE SOUTH & Monday to Friday	Bir 07-Sep-10			Monday-Friday morning peak period				Monday-Friday midday					Monday-Friday afternoon peak period						Monday-Friday early evening						Monday-Friday late evening												
92 Woodbine Stn – Lake Shore	5.79	LF	3	9' 00"	27	0	12.9	LF	2	12' 00"	20	4	17.4	LF	3	9' 00"	27	0	12.9	LF	1	20' 00"	20	0	17.4	LF	1	20' 00"	20	0	17.4	534a	521a	110a	100a		
Saturday	11-Sep-10			Saturday early morning				Saturday morning					Saturday afternoon						Saturday early evening						Saturday late evening												
92 Woodbine Stn – Lake Shore	5.79	LF	2	12' 00"	20	4	17.4	LF	3	8' 00"	20	4	17.4	LF	3	8' 00"	24	0	14.5	LF	1	20' 00"	20	0	17.4	LF	1	20' 00"	20	0	17.4	610a	555a	110a	100a		
Sunday	05-Sep-10			Sunday morning				Sunday afternoon					Sunday early evening						Sunday late evening																		
92 Woodbine Stn – Lake Shore	5.79							LF	3	8' 00"	20	4	17.4	LF	3	8' 00"	24	0	14.5	LF	1	20' 00"	20	0	17.4	LF	1	20' 00"	20	0	17.4	857a	845a	110a	100a		



TORONTO TRANSIT COMMISSION

SERVICE SUMMARY

September 5 to October 9, 2010

Route	RT dist (km) and date of last change	Veh type	No. of Veh	Service interval	Run time (min)	Term time (min)	Avg spd (km/h)	Veh type	No. of Veh	Service interval	Run time (min)	Term time (min)	Avg spd (km/h)	Veh type	No. of Veh	Service interval	Run time (min)	Term time (min)	Avg spd (km/h)	Veh type	No. of Veh	Service interval	Run time (min)	Term time (min)	Avg spd (km/h)	Veh type	No. of Veh	Service interval	Run time (min)	Term time (min)	Avg spd (km/h)	First dep NB or WB	First dep SB or EB	Last dep NB or WB	Last dep SB or EB						
97 YONGE &	Wil																																								
Monday to Friday	07-Sep-10		Monday-Friday morning peak period				Monday-Friday midday				Monday-Friday afternoon peak period				Monday-Friday early evening				Monday-Friday late evening																						
97 Davisville Stn – Steeles	23.94													LF	2.5	30' 00"	75	0	19.2	LF	2.5	30' 00"	75	0	19.2									700p	609p	1200a	1208a				
97A Davisville Stn – York Mills Stn via Yonge Blvd	12.92	LF	2	30' 00"	48	12	16.2						LF	2	30' 00"	48	12	16.2	LF	1.5	30' 00"	40	5	19.4	LF	1.5	30' 00"	40	5	19.4			536a	606a	915a	851a					
97B Queens Quay – Steeles	36.68	LF	5	30' 00"	150	0	14.7						LF	5	30' 00"	150	0	14.7																315p	244p	1215a	1240a				
97C St Clair Stn – Steeles	26.02							LF	3	30' 00"	90	0	17.3																						631a	646a	901a	846a			
97D St Clair Stn – York Mills Stn via Yonge Blvd	15.21							LF	2	30' 00"	60	0	15.2																					254p	139p	558p	539p				
Combined/Average			7 15' 00"				5 15' 00"				7 15' 00"				4 15' 00"																										
			97B operates via Yonge, Wellington, Bay, Queens Quay and Yonge																																						
			97B operates via Yonge, Queens Quay, Bay, Front and Yonge																																						
Saturday	11-Sep-10		Saturday early morning				Saturday morning				Saturday afternoon				Saturday early evening				Saturday late evening																						
97 Davisville Stn – Steeles	23.94	LF	2.5	30' 00"	75	0	19.2	LF	3	30' 00"	80	10	18.0	LF	3	30' 00"	80	10	18.0	LF	3	30' 00"	80	10	18.0	LF	2.5	30' 00"	75	0	19.2			545a	623a	1245a	1253a				
97A Davisville Stn – York Mills Stn via Yonge Blvd	12.92	LF	1.5	30' 00"	41	4	18.9	LF	2	30' 00"	46	14	16.9	LF	2	30' 00"	46	14	16.9	LF	2	30' 00"	46	14	16.9	LF	1.5	30' 00"	40	5	19.4			600a	555a	106a	121a				
Combined/Average			4 15' 00"				5 15' 00"				5 15' 00"				5 15' 00"				4 15' 00"																						
Sunday	05-Sep-10		Sunday morning				Sunday afternoon				Sunday early evening				Sunday late evening																										
97 Davisville Stn – Steeles	23.94							LF	3	30' 00"	80	10	18.0	LF	3	30' 00"	80	10	18.0	LF	2.5	30' 00"	75	0	19.2	LF	2.5	30' 00"	75	0	19.2			900a	850a	1200a	1208a				
97A Davisville Stn – York Mills Stn via Yonge Blvd	12.92							LF	2	30' 00"	46	14	16.9	LF	2	30' 00"	46	14	16.9	LF	1.5	30' 00"	36	9	21.5	LF	1.5	30' 00"	40	5	19.4			915a	922a	1215a	1245a				
Combined/Average			5 15' 00"				5 15' 00"				5 15' 00"				4 15' 00"				4 15' 00"																						
			Overnight service provided by 320 YONGE																																						
1 YONGE-UNIVERSITY-SPADINA SUBWAY &	WilSub/Egl/MtD/Wil		Temporary late evening closure for tunnel liner replacement, Sunday to Friday. Trains replaced by buses north of Eglinton Station after approximately 12:30 a.m.																																						
Monday to Friday	07-Sep-10		Monday-Friday morning peak period				Monday-Friday midday				Monday-Friday afternoon peak period				Monday-Friday early evening				Monday-Friday late evening																						
1 Finch Stn – Downsview Stn	60.45	6carHT	25	4' 42"	118	0	30.9	6carHT	29	4' 04"	118	0	30.7	6carHT	47	2' 31"	118	0	30.7	6carHT	27	4' 15"	115	0	31.6	6carHT	23	4' 52"	112	0	32.4			603a	540a	1141p	1215a				
1 Finch Stn – St Clair West Stn	45.06	6carHT	19	4' 42"	89	0	30.3																																		
Gap Trains		6carHT	3 Gap Trains				1 Gap Train																																		
1 Eglinton Stn – Downsview Stn	43.46																																								
1 Eglinton Stn – Finch Stn replacement bus	22.49																																								
Combined/Average			47 2' 21"				29 4' 04"				48 2' 31"				27 4' 15"																										
Saturday	06-Sep-08		Saturday early morning				Saturday morning				Saturday afternoon				Saturday early evening				Saturday late evening																						
1 Finch Stn – Downsview Stn	60.45	6carHT	23	4' 52"	112	0	32.4	6carHT	28	4' 03"	113	0	32.0	6carHT	28	4' 03"	113	0	32.0	6carHT	23	4' 52"	112	0	32.4	6carHT	23	4' 52"	112	0	32.4			600a	557a	118a	116a				
Sunday	15-Feb-09		Sunday morning				Sunday afternoon				Sunday early evening				Sunday late evening																										
1 Finch Stn – Downsview Stn	60.45							6carHT	23	4' 52"	112	0	32.4	6carHT	23	4' 52"	112	0	32.4	6carHT	23	4' 52"	112	0	32.4	6carHT	23	4' 52"	112	0	32.4			900a	857a	1141p	1215a				
1 Eglinton Stn – Downsview Stn	43.46																																								
1 Eglinton Stn – Finch Stn replacement bus	22.49																																								
Combined/Average			6carHT 18 4' 52" 88 0 29.8				LF 18 3' 00" 54 0 25.0																																		
			Finch to Downsview is SB; Downsview to Finch is NB																																						
320 YONGE &	Egl/MtD/Wil		Monday-Friday overnight				Saturday overnight				Sunday overnight																														
Overnight, 7 days a week	05-Sep-10		6 15' 00" 90 0 24.1				6 15' 00" 90 0 24.1				6 15' 00" 90 0 24.1																														
320 Queens Quay – Steeles	36.19	LF	Additional service operates 130a to 300a and 500a to 600a																																						



TORONTO TRANSIT COMMISSION

SERVICE SUMMARY

September 5 to October 9, 2010

Route	RT dist (km) and date of last change	Veh type	No. of Veh	Run time (min)	Term time (min)	Avg spd (km/h)	Veh type	No. of Veh	Run time (min)	Term time (min)	Avg spd (km/h)	Veh type	No. of Veh	Run time (min)	Term time (min)	Avg spd (km/h)	Veh type	No. of Veh	Run time (min)	Term time (min)	Avg spd (km/h)	Veh type	No. of Veh	Run time (min)	Term time (min)	Avg spd (km/h)	First dep NB or WB	First dep SB or EB	Last dep NB or WB	Last dep SB or EB										
																															Service interval	Service interval	Service interval	Service interval	Service interval	Service interval	Service interval	Service interval		
95 YORK MILLS ♿	Mal/Wil																																							
Monday to Friday	07-Sep-10		Monday-Friday morning peak period					Monday-Friday midday					Monday-Friday afternoon peak period					Monday-Friday early evening					Monday-Friday late evening																	
95 York Mills Stn – Kingston Rd	42.82	LF	17	8 ' 00 "	135	1	19.0	LF	8	15 ' 00 "	116	4	22.2	LF	11	12 ' 00 "	130	2	19.8	LF	7.5	15 ' 00 "	110	3	23.4	LF	7	14 ' 00 "	96	2	26.8	505a	550a	152a	151a					
95A York Mills Stn – Victoria Pk	15.96	LF	8	8 ' 00 "	60	4	16.0						LF	6	12 ' 00 "	62	10	15.4																						
95B York Mills Stn – U of T Scarborough	37.64						LF	7	15 ' 00 "	102	3	22.1								LF	6.5	15 ' 00 "	90	8	25.1															
95E York Mills Stn – U of T Scarborough Express	37.64	LF	14	8 ' 00 "	108	4	20.9					LF	10	12 ' 00 "	114	6	19.8																							
Combined/Average			39	2 ' 40 "			15	7 ' 30 "				27	4 ' 00 "							14	7 ' 30 "					7	14 ' 00 "													
Saturday	11-Sep-10		Saturday early morning					Saturday morning					Saturday afternoon					Saturday early evening					Saturday late evening																	
95 York Mills Stn – Kingston Rd	42.82	LF	12	9 ' 00 "	108	0	23.8	LF	12	9 ' 00 "	108	0	23.8	LF	15	7 ' 20 "	108	2	23.8	LF	8	12 ' 30 "	100	0	25.7	LF	6	15 ' 00 "	90	0	28.5	609a	600a	130a	1245a					
Sunday	05-Sep-10		Sunday early morning					Sunday morning					Sunday afternoon					Sunday early evening					Sunday late evening																	
95 York Mills Stn – Kingston Rd	42.82	LF	10	11 ' 00 "	105	5	24.5	LF	10	11 ' 00 "	105	5	24.5	LF	11	10 ' 00 "	105	5	24.5	LF	6	17 ' 30 "	101	4	25.4	LF	5	18 ' 00 "	90	0	28.5	736a	830a	122a	1250a					
321 YORK MILLS ♿	Mal																																							
Overnight, 7 days a week	02-Aug-09		Monday-Friday overnight					Saturday overnight					Sunday overnight																											
321 York Mills Stn – Finch via Neilson	48.28	LF	3	30 ' 00 "	90	0	32.2	LF	3	30 ' 00 "	90	0	32.2	LF	3	30 ' 00 "	90	0	32.2																					
106 YORK UNIVERSITY ♿	Wil																																							
Monday to Friday	07-Sep-10		Monday-Friday morning peak period					Monday-Friday midday					Monday-Friday afternoon peak period					Monday-Friday early evening					Monday-Friday late evening																	
106 Downsview Stn – York University	18.07	LF	7	8 ' 15 "	57	1	18.9	LF	5	12 ' 00 "	53	7	20.5	LF	6	9 ' 30 "	57	0	19.0	LF	3	18 ' 00 "	53	1	20.5	LF	3	18 ' 00 "	50	4	21.7	601a	545a	245a	215a					
Saturday	11-Sep-10		Saturday early morning					Saturday morning					Saturday afternoon					Saturday early evening					Saturday late evening																	
106 Downsview Stn – York University	18.07	LF	4	15 ' 00 "	51	9	21.3	LF	4	15 ' 00 "	51	9	21.3	LF	5	12 ' 00 "	53	7	20.5	LF	3	15 ' 00 "	45	0	24.1	LF	3	15 ' 00 "	45	0	24.1	600a	600a	215a	215a					
Sunday	05-Sep-10		Sunday morning					Sunday afternoon					Sunday early evening					Sunday late evening																						
106 Downsview Stn – York University	18.07						LF	4	15 ' 00 "	50	10	21.7	LF	5	12 ' 00 "	50	10	21.7	LF	2	30 ' 00 "	45	15	24.1	LF	2	30 ' 00 "	45	15	24.1	915a	845a	115a	1245a						



TORONTO TRANSIT COMMISSION

SERVICE SUMMARY

September 5 to October 9, 2010

Route	RT dist (km) and date of last change	Veh type	No. of Veh	Service interval	Run time (min)	Term time (min)	Avg spd (km/h)	Veh type	No. of Veh	Service interval	Run time (min)	Term time (min)	Avg spd (km/h)	Veh type	No. of Veh	Service interval	Run time (min)	Term time (min)	Avg spd (km/h)	Veh type	No. of Veh	Service interval	Run time (min)	Term time (min)	Avg spd (km/h)	First dep NB or WB	First dep SB or EB	Last dep NB or WB	Last dep SB or EB						
196 YORK UNIVERSITY ROCKET	Will																																		
Monday to Friday	07-Sep-10		Monday-Friday morning peak period				Monday-Friday midday				Monday-Friday afternoon peak period				Monday-Friday early evening				Monday-Friday late evening																
196A Downsview Stn – York University Express	13.32							HF	16	2 ' 00 "	30	2	26.6							HF	9	3 ' 30 "	32	0	25.4	HF	3	10 ' 00 "	30	0	26.6	1031a 718p	1023a 722p	315p 100a	304p 117a
196A Downsview Stn – York University Express via Sentinel	13.97	HF	18	2 ' 00 "	34	2	24.7						HF	15	2 ' 20 "	34	1	24.7													653a 317p	634a 306p	1027a 703p	1019a 719p	
196B Sheppard-Yonge Stn – York University Express via Downsview Stn	22.84							HF	3	8 ' 00 "	52	4	26.4							HF	2	10 ' 30 "	53	0	25.9							1026a 703p	1027a 726p	258p 1022p	300p 1047p
196B Sheppard-Yonge Stn – York University, Express via Downsview Stn and Sentinel	23.49	HF	4	6 ' 00 "	56	4	25.2						HF	3	7 ' 00 "	54	2	26.1													700a 305p	628a 308p	1028a 656p	1021a 717p	
Combined/Average			22	2 ' 00 "					19	2 ' 00 "				18	2 ' 20 "					11	3 ' 30 "					3	10 ' 00 "								
			Every 3rd 196A operates as a 196B Operates SB via Sentinel				Every 4th 196A operates as a 196B				Every 3rd 196A operates as a 196B Operates NB via Sentinel				Every 3rd 196A operates as a 196B																				
Saturday	11-Sep-10		Saturday early morning				Saturday morning				Saturday afternoon				Saturday early evening				Saturday late evening																
196A Downsview Stn – York University Express	13.32	LF	2	15 ' 00 "	30	0	26.6	LF	2	15 ' 00 "	30	0	26.6	LF	3	12 ' 00 "	32	4	25.0	LF	2	15 ' 00 "	30	0	26.6	LF	2	15 ' 00 "	30	0	26.6	700a	700a	215a	230a
Sunday	22-Nov-09		Sunday morning				Sunday afternoon				Sunday early evening				Sunday late evening																				
196A Downsview Stn – York University Express	13.32							LF	2	15 ' 00 "	30	0	26.6	LF	2	15 ' 00 "	30	0	26.6	LF	2	15 ' 00 "	30	0	26.6	LF	2	15 ' 00 "	30	0	26.6	900a	845a	100a	115a



SERVICE SUMMARY

TORONTO TRANSIT COMMISSION September 5 to October 9, 2010

Summary of vehicles and trains in service

	MONDAY-FRIDAY						SATURDAY						SUNDAY					
	Morning	Midday	After-noon	Early Evening	Late Evening	Over-night	Early Morning	Morning	After-noon	Early Evening	Late Evening	Over-night	Early Morning	Morning	After-noon	Early Evening	Late Evening	Over-night
BUSES																		
Arrow Road Garage																		
12m lift-equipped buses	51	37	52	28	17	0	17	24	25	23	14	0	12	19	19	16	10	0
12m low-floor buses	172	109	166	87	58	9	63	99	101	86	49	9	43	78	81	66	43	9
Total, Arrow Road Garage	223	146	218	115	75	9	80	123	126	109	63	9	55	97	100	82	53	9
Birchmount Garage																		
12m low-floor buses	166	95	150	87	56	6	68	83	84	62	49	6	51	78	81	53	46	4
Total, Birchmount Garage	166	95	150	87	56	6	68	83	84	62	49	6	51	78	81	53	46	4
Eglinton Garage																		
12m non-accessible buses	0	3	3	0	0	0	0	0	0	0	0	0	0	0	0	0	0	0
12m low-floor buses	247	125	215	121	72	6	77	120	121	88	54	8	68	101	101	72	57	7
Total, Eglinton Garage	247	128	218	121	72	6	77	120	121	88	54	8	68	101	101	72	57	7
Malvern Garage																		
12m lift-equipped buses	99	47	89	45	28	1	19	41	41	28	12	1	25	35	35	20	15	1
12m low-floor buses	135	81	129	80	48	4	61	84	84	61	38	4	39	62	63	42	32	4
Total, Malvern Garage	234	128	218	125	76	5	80	125	125	89	50	5	64	97	98	62	47	5
Mount Dennis Garage																		
12m non-accessible buses	44	22	35	19	13	2	0	0	0	0	0	0	0	0	0	0	0	0
12m low-floor buses	199	117	184	100	67	4	97	148	148	99	68	5	77	115	115	84	64	5
Total, Mount Dennis	243	139	219	119	80	6	97	148	148	99	68	5	77	115	115	84	64	5
Queensway Garage																		
12m non-accessible buses	8	6	9	5	4	0	5	9	9	8	6	2	5	9	9	6	6	2
12m low-floor buses	120	73	120	58	43	3	46	61	67	50	38	3	34	50	53	45	38	3
Total, Queensway Garage	128	79	129	63	47	3	51	70	76	58	44	5	39	59	62	51	44	5
Wilson Garage																		
12m non-accessible buses	23	19	24	12	5	0	4	9	9	5	3	0	4	8	8	4	3	0
12m lift-equipped buses	43	27	41	24	17	0	22	33	36	23	11	0	9	28	28	11	7	0
12m low-floor buses	162	92	148	77	56	5	69	81	81	64	55	4	62	75	75	60	51	7
Total, Wilson Garage	228	138	213	113	78	5	95	123	126	92	69	4	75	111	111	75	61	7
Total, BUSES																		
12m non-accessible buses	75	50	71	36	22	2	9	18	18	13	9	2	9	17	17	10	9	2
12m lift-equipped buses	193	111	182	97	62	1	58	98	102	74	37	1	46	82	82	47	32	1
12m low-floor buses	1201	692	1112	610	400	37	481	676	686	510	351	39	374	559	569	422	331	39
Total, all buses	1469	853	1365	743	484	40	548	792	806	597	397	42	429	658	668	479	372	42

Notes:

SERVICE OUTSIDE TORONTO

Service is operated outside Toronto on the following routes:

160 BATHURST NORTH, 17 BIRCHMOUNT, 105 DUFFERIN NORTH, 32 EGLINTON WEST, 37 ISLINGTON, 35 JANE, 107 KEELE NORTH, 58 MALTON, 102 MARKHAM RD, 129 MCCOWAN NORTH, 24 VICTORIA PARK, 224 VICTORIA PARK NORTH, 68 WARDEN and 165 WESTON RD NORTH.

Bus numbers include buses required for City and/or TTC construction.

	MONDAY-FRIDAY						SATURDAY						SUNDAY					
	Morning	Midday	After-noon	Early Evening	Late Evening	Over-night	Early Morning	Morning	After-noon	Early Evening	Late Evening	Over-night	Early Morning	Morning	After-noon	Early Evening	Late Evening	Over-night
STREETCARS																		
Roncesvalles Carhouse																		
CLRVs	80	57	78	50	31	2	37	55	55	38	28	2	29	44	44	30	24	2
ALRVs	25	18	20	18	13	2	8	17	17	13	8	1	6	11	11	8	6	1
Total, Roncesvalles	105	75	98	68	44	4	45	72	72	51	36	3	35	55	55	38	30	3
Russell Carhouse																		
CLRVs	77	60	75	47	23	1	28	51	51	37	22	1	22	44	44	31	21	1
ALRVs	13	11	11	10	7	1	8	14	14	11	6	1	5	12	12	7	6	1
Total, Russell Carhouse	90	71	86	57	30	2	36	65	65	48	28	2	27	56	56	38	27	2
Total, STREETCARS																		
CLRVs	157	117	153	97	54	3	65	106	106	75	50	3	51	88	88	61	45	3
ALRVs	38	29	31	28	20	3	16	31	31	24	14	2	11	23	23	15	12	2
Total, all streetcars	195	146	184	125	74	6	81	137	137	99	64	5	62	111	111	76	57	5
SUBWAY																		
Wilson Carhouse																		
4-car subway trains	4	4	4	4	4	0	4	4	4	4	4	0	0	4	4	4	4	0
6-car subway trains	47	29	48	27	23	0	23	28	28	23	23	0	0	23	23	23	23	0
Greenwood Carhouse																		
6-car subway trains	43	24	40	24	20	0	20	20	21	20	20	0	0	20	20	20	20	0
Total, SUBWAY TRAINS																		
4-car subway trains	4	4	4	4	4	0	4	4	4	4	4	0	0	4	4	4	4	0
6-car subway trains	90	53	88	51	43	0	43	48	49	43	43	0	0	43	43	43	43	0
Total, all subway trains	94	57	92	55	47	0	47	52	53	47	47	0	0	47	47	47	47	0
McCowan Carhouse																		
4-car RT trains	6	4	6	4	4	0	4	4	4	4	4	0	0	4	4	4	4	0

ARTICULATED STREETCARS (ALRVs)

Monday to Friday ALRVs are used on 501 QUEEN, some morning peak-period runs on 504 KING

On Saturdays ALRVs are used on 501 QUEEN

On Sundays ALRVs are used on 501 QUEEN and, from May to August, on 511 BATHURST.

Alphabetical list of routes, with route direction and operating division

BUSES

192 Airport Rocket	NS	Qsy
117 Alness	NS	Wil
99 Arrow Rd	NS	Arw
5 Avenue Rd	NS	MtD
61 Avenue Rd North	NS	Wil
7 Bathurst	NS	Wil
160 Bathurst North	NS	Wil
310 Bathurst	NS	Wil
6 Bay	NS	MtD
11 Bayview	NS	Wil
9 Bellamy	NS	Bir
17 Birchmount	NS	Egl
49 Bloor West	EW	Qsy
300 Bloor-Danforth	EW	B/E/MtD/Q
21 Brimley	NS	Mal
8 Broadview	NS	Bir
50 Burnhamthorpe	EW	Qsy
120 Calvington	EW	Arw
126 Christie	NS	MtD
20 Cliffside	EW	Bir
87 Cosburn	EW	Bir
22 Coxwell	NS	Bir
322 Coxwell	NS	Bir
42 Cummer	EW	Wil
113 Danforth	EW	Bir
302 Danforth Rd-McCowan	NS	Bir
127 Davenport	EW	MtD
28 Davisville	EW	Wil
23 Dawes	NS	Bir
25 Don Mills	NS	Egl
303 Don Mills	NS	Egl
108 Downsview	EW	Arw
142 Downtown/Avenue Rd Express	NS	Wil
143 Downtown/Beach Express	EW	Bir
144 Downtown/Don Valley Express	NS	Egl
145 Downtown/Humber Bay Express	NS	Qsy
141 Downtown/Mt Pleasant Express	NS	MtD
125 Drewry	EW	Wil
29 Dufferin	NS	Wil
329 Dufferin	NS	MtD/Wil
105 Dufferin North	NS	Wil
26 Dupont	EW	MtD
111 East Mall	NS	Qsy
404 East York Community Bus	EW	W-T
34 Eglinton East	EW	Egl
305 Eglinton East	EW	Egl
32 Eglinton West	EW	MtD
307 Eglinton West	EW	MtD
405 Etobicoke Community Bus	EW	W-T
15 Evans	EW	Qsy
193 Exhibition Rocket	NS	Wil
104 Faywood	NS	Wil

39 Finch East	EW	Mal
308 Finch East	EW	Arw/Mal
36 Finch West	EW	Arw
309 Finch West	EW	Arw/Mal
139 Finch-Don Mills	EW	Mal
100 Flemingdon Park	NS	Egl
33 Forest Hill	NS	Wil
135 Gerrard	EW	Bir
14 Glencairn	EW	Wil
122 Graydon Hall	EW	Wil
31 Greenwood	NS	Bir
38 Highland Creek	EW	Mal
191 Highway 27 Rocket	NS	Arw
169 Huntingwood	EW	Egl
37 Islington	NS	Arw
311 Islington	NS	Arw
110 Islington South	NS	Qsy
35 Jane	NS	Arw
313 Jane	NS	Arw
83 Jones	NS	Bir
40 Junction	EW	MtD
41 Keele	NS	MtD
107 Keele North	NS	Wil
43 Kennedy	NS	Egl
12 Kingston Rd	EW	Bir
45 Kipling	NS	Qsy
44 Kipling South	NS	Qsy
30 Lambton	EW	Qsy
47 Lansdowne	NS	MtD
54 Lawrence East	EW	Egl
354 Lawrence East	EW	Egl
400 Lawrence Manor Community Bus	EW	W-T
52 Lawrence West	EW	MtD
352 Lawrence West	EW	MtD
162 Lawrence-Donway	EW	Wil
56 Leaside	NS	Wil
51 Leslie	NS	Wil
64 Main	NS	Bir
58 Malton	EW	MtD
59 Maple Leaf	EW	MtD
102 Markham Rd	NS	Bir
46 Martin Grove	NS	Arw
16 McCowan	NS	Bir
129 McCowan North	NS	Mal
130 Middlefield	NS	Mal
57 Midland	NS	Bir
132 Milner	EW	Mal
116 Morningside	EW	Egl
62 Mortimer	EW	Bir
171 Mt Dennis	NS	MtD
74 Mt Pleasant	NS	Wil
103 Mt Pleasant North	NS	Wil

133 Neilson	NS	Mal
131 Nugget	EW	Mal
70 O'Connor	EW	Egl
63 Ossington	NS	MtD
316 Ossington	NS	MtD/Wil
72 Pape	NS	Bir
101 Parc Downsview Park	EW	Arw
402 Parkdale Community Bus	NS	W-T
65 Parliament	NS	Bir
67 Pharmacy	NS	Egl
167 Pharmacy North	NS	Bir
66 Prince Edward	NS	Qsy
134 Progress	NS	Mal
80 Queensway	EW	Qsy
109 Ranees	NS	Wil
48 Rathburn	EW	Qsy
161 Rogers Rd	EW	MtD
82 Rosedale	EW	Wil
73 Royal York	NS	Qsy
76 Royal York South	NS	Qsy
71 Runnymede	NS	MtD
86 Scarborough	EW	Egl
190 Scarborough Centre Rocket	EW	Mal
79 Scarlett Rd	NS	MtD
85 Sheppard East	EW	Mal
385 Sheppard East	EW	Mal
84 Sheppard West	EW	Arw
75 Sherbourne	NS	Wil
123 Shorncliffe	NS	Qsy
115 Silver Hills	EW	Wil
403 South Don Mills Community Bus	NS	W-T
88 South Leaside	EW	Wil
78 St Andrews	EW	Wil
312 St Clair	EW	Arw
53 Steeles East	EW	Mal
353 Steeles East	EW	Mal
60 Steeles West	EW	Arw
124 Sunnybrook	EW	Wil
77 Swansea	NS	MtD
168 Symington	NS	MtD
81 Thorncliffe Park	NS	Bir
10 Van Horne	EW	Wil
90 Vaughan	NS	MtD
24 Victoria Park	NS	Bir
324 Victoria Park	NS	Bir
224 Victoria Park North	NS	Egl
68 Warden	NS	Egl
69 Warden South	NS	Bir
55 Warren Park	NS	MtD
94 Wellesley	EW	MtD
112 West Mall	NS	Qsy
89 Weston	NS	MtD
165 Weston Rd North	EW	Arw

98 Willowdale-Senlac	EW	Wil
96 Wilson	EW	Arw
319 Wilson	EW	Arw
91 Woodbine	NS	Bir
92 Woodbine South	NS	Bir
97 Yonge	NS	Wil
320 Yonge	NS	Egl/Wil/MtD
95 York Mills	EW	Mal/Wil
321 York Mills	EW	Mal
106 York University	NS	Wil
196 York University Rocket	NS	Wil

STREETCARS

511 Bathurst	NS	Ron
506 Carlton	EW	Ron/Rus
306 Carlton	EW	Ron/Rus
502 Downtowner	EW	Rus
505 Dundas	EW	Ron/Rus
509 Harbourfront	EW	Ron
504 King	EW	Ron/Rus
503 Kingston Rd	EW	Rus
508 Lake Shore	EW	Ron
501 Queen	EW	Ron/Rus
301 Queen	EW	Ron/Rus
510 Spadina	NS	Rus
512 St Clair	EW	Ron

RAPID TRANSIT

1 Yonge-University-Spadina Subway	NS	WilSub
2 Bloor-Danforth Subway	EW	DanSub
3 Scarborough RT	NS	DanSub
4 Sheppard Subway	EW	WilSub

- ☞ — Transit-priority traffic signals on route
- ♿ — Accessible service using lift-equipped buses
- ♿ — Accessible service using low-floor buses
- 🚲 — Bike rack service
- ✳ — Seasonal, special-event, or temporary construction service

159 of 168 bus routes are accessible
 154 of 168 bus routes are bike rack equipped

Numerical list of routes, with route direction and operating division

BUSES

5 Avenue Rd ດໍ ັ ັ	NS	MtD
6 Bay ດໍ ັ ັ	NS	MtD
7 Bathurst ຜ ດໍ ັ ັ	NS	Wil
8 Broadview ດໍ ັ ັ	NS	Bir
9 Bellamy ດໍ ັ ັ	NS	Bir
10 Van Horne ດໍ ັ ັ	EW	Wil
11 Bayview ດໍ ັ ັ	NS	Wil
12 Kingston Rd ດໍ ັ ັ	EW	Bir
14 Glencairn ດໍ ັ ັ	EW	Wil
15 Evans ດໍ ັ ັ	EW	Qsy
16 McCowan ດໍ ັ ັ	NS	Bir
17 Birchmount ດໍ ັ ັ	NS	Egl
20 Cliffside ດໍ ັ ັ	EW	Bir
21 Brimley ດໍ ັ ັ	NS	Mal
22 Coxwell ດໍ ັ ັ	NS	Bir
23 Dawes ດໍ ັ ັ	NS	Bir
24 Victoria Park ດໍ ັ ັ	NS	Bir
25 Don Mills ດໍ ັ ັ	NS	Egl
26 Dupont ດໍ ັ ັ	EW	MtD
28 Davisville ດໍ ັ ັ	EW	Wil
29 Dufferin ຜ ດໍ ັ ັ	NS	Wil
30 Lambton ດໍ ັ ັ	EW	Qsy
31 Greenwood ດໍ ັ ັ	NS	Bir
32 Eglinton West ດໍ ັ ັ	EW	MtD
33 Forest Hill ດໍ ັ ັ	NS	Wil
34 Eglinton East ດໍ ັ ັ	EW	Egl
35 Jane ດໍ ັ ັ	NS	Arw
36 Finch West ດໍ ັ ັ	EW	Arw
37 Islington ດໍ ັ ັ	NS	Arw
38 Highland Creek ດໍ ັ ັ	EW	Mal
39 Finch East ດໍ ັ ັ	EW	Mal
40 Junction ດໍ ັ ັ	EW	MtD
41 Keele ດໍ ັ ັ	NS	MtD
42 Cummer ດໍ ັ ັ	EW	Wil
43 Kennedy ດໍ ັ ັ	NS	Egl
44 Kipling South ດໍ ັ ັ	NS	Qsy
45 Kipling ດໍ ັ ັ	NS	Qsy
46 Martin Grove ດໍ ັ ັ	NS	Arw
47 Lansdowne ດໍ ັ ັ	NS	MtD
48 Rathburn ດໍ ັ ັ	EW	Qsy
49 Bloor West ດໍ ັ ັ	EW	Qsy
50 Burnhamthorpe ດໍ ັ ັ	EW	Qsy
51 Leslie ດໍ ັ ັ	NS	Wil
52 Lawrence West ດໍ ັ ັ	EW	MtD
53 Steeles East ດໍ ັ ັ	EW	Mal
54 Lawrence East ດໍ ັ ັ	EW	Egl
55 Warren Park ດໍ ັ ັ	NS	MtD
56 Leaside ດໍ ັ ັ	NS	Wil
57 Midland ດໍ ັ ັ	NS	Bir
58 Malton ດໍ ັ ັ	EW	MtD

59 Maple Leaf ດໍ ັ ັ	EW	MtD
60 Steeles West ດໍ ັ ັ	EW	Arw
61 Avenue Rd North ດໍ ັ ັ	NS	Wil
62 Mortimer ດໍ ັ ັ	EW	Bir
63 Ossington ດໍ ັ ັ	NS	MtD
64 Main ດໍ ັ ັ	NS	Bir
65 Parliament ດໍ ັ ັ	NS	Bir
66 Prince Edward ດໍ ັ ັ	NS	Qsy
67 Pharmacy ດໍ ັ ັ	NS	Egl
68 Warden ດໍ ັ ັ	NS	Egl
69 Warden South ດໍ ັ ັ	NS	Bir
70 O'Connor ດໍ ັ ັ	EW	Egl
71 Runnymede ດໍ ັ ັ	NS	MtD
72 Pape ດໍ ັ ັ	NS	Bir
73 Royal York ດໍ ັ ັ	NS	Qsy
74 Mt Pleasant ດໍ ັ ັ	NS	Wil
75 Sherbourne ຜ ດໍ ັ ັ	NS	Wil
76 Royal York South ດໍ ັ ັ	NS	Qsy
77 Swansea ດໍ ັ ັ	NS	MtD
78 St Andrews ດໍ ັ ັ	EW	Wil
79 Scarlett Rd ດໍ ັ ັ	NS	MtD
80 Queensway ດໍ ັ ັ	EW	Qsy
81 Thorncliffe Park ດໍ ັ ັ	NS	Bir
82 Rosedale ດໍ ັ ັ	EW	Wil
83 Jones ດໍ ັ ັ	NS	Bir
84 Sheppard West ດໍ ັ ັ	EW	Arw
85 Sheppard East ດໍ ັ ັ	EW	Mal
86 Scarborough ດໍ ັ ັ	EW	Egl
87 Cosburn ດໍ ັ ັ	EW	Bir
88 South Leaside ດໍ ັ ັ	EW	Wil
89 Weston ດໍ ັ ັ	NS	MtD
90 Vaughan ດໍ ັ ັ	NS	MtD
91 Woodbine ດໍ ັ ັ	NS	Bir
92 Woodbine South ດໍ ັ ັ	NS	Bir
94 Wellesley ດໍ ັ ັ	EW	MtD
95 York Mills ດໍ ັ ັ	EW	Mal/Wil
96 Wilson ດໍ ັ ັ	EW	Arw
97 Yonge ດໍ ັ ັ	NS	Wil
98 Willowdale-Senlac ດໍ ັ ັ	EW	Wil
99 Arrow Rd ດໍ ັ ັ	NS	Arw
100 Flemingdon Park ດໍ ັ ັ	NS	Egl
101 Parc Downsview Park ດໍ ັ ັ	EW	Arw
102 Markham Rd ດໍ ັ ັ	NS	Bir
103 Mt Pleasant North ດໍ ັ ັ	NS	Wil
104 Faywood ດໍ ັ ັ	NS	Wil
105 Dufferin North ດໍ ັ ັ	NS	Wil
106 York University ດໍ ັ ັ	NS	Wil
107 Keele North ດໍ ັ ັ	NS	Wil
108 Downsview ດໍ ັ ັ	EW	Arw
109 Ranee ດໍ ັ ັ	NS	Wil
110 Islington South ດໍ ັ ັ	NS	Qsy

111 East Mall ດໍ ັ ັ	NS	Qsy
112 West Mall ດໍ ັ ັ	NS	Qsy
113 Danforth ດໍ ັ ັ	EW	Bir
115 Silver Hills ດໍ ັ ັ	EW	Wil
116 Morningside ດໍ ັ ັ	EW	Egl
117 Alness ດໍ ັ ັ	NS	Wil
120 Calvington ດໍ ັ ັ	EW	Arw
122 Graydon Hall ດໍ ັ ັ	EW	Wil
123 Shorncliffe ດໍ ັ ັ	NS	Qsy
124 Sunnybrook ດໍ ັ ັ	EW	Wil
125 Drewry ດໍ ັ ັ	EW	Wil
126 Christie ດໍ ັ ັ	NS	MtD
127 Davenport ດໍ ັ ັ	EW	MtD
129 McCowan North ດໍ ັ ັ	NS	Mal
130 Middlefield ດໍ ັ ັ	NS	Mal
131 Nugget ດໍ ັ ັ	EW	Mal
132 Milner ດໍ ັ ັ	EW	Mal
133 Neilson ດໍ ັ ັ	NS	Mal
134 Progress ດໍ ັ ັ	NS	Mal
135 Gerrard ດໍ ັ ັ	EW	Bir
139 Finch-Don Mills ດໍ ັ ັ	EW	Mal
141 Downtown/Mt Pleasant Express ດໍ ັ ັ	NS	MtD
142 Downtown/Avenue Rd Express ດໍ ັ ັ	NS	Wil
143 Downtown/Beach Express ດໍ ັ ັ	EW	Bir
144 Downtown/Don Valley Express ດໍ ັ ັ	NS	Egl
145 Downtown/Humber Bay Express ດໍ ັ ັ	NS	Qsy
160 Bathurst North ຜ ດໍ ັ ັ	NS	Wil
161 Rogers Rd ດໍ ັ ັ	EW	MtD
162 Lawrence-Donway ດໍ ັ ັ	EW	Wil
165 Weston Rd North ດໍ ັ ັ	EW	Arw
167 Pharmacy North ດໍ ັ ັ	NS	Bir
168 Symington ດໍ ັ ັ	NS	MtD
169 Huntingwood ດໍ ັ ັ	EW	Egl
171 Mt Dennis ດໍ ັ ັ	NS	MtD
190 Scarborough Centre Rocket ດໍ ັ ັ	EW	Mal
191 Highway 27 Rocket ດໍ ັ ັ	NS	Arw
192 Airport Rocket ດໍ ັ ັ	NS	Qsy
193 Exhibition Rocket ດໍ ັ ັ	NS	Wil
196 York University Rocket ດໍ ັ ັ	NS	Wil
224 Victoria Park North ດໍ ັ ັ	NS	Egl
300 Bloor-Danforth ດໍ ັ ັ	EW	B/E/MtD/Q
302 Danforth Rd-McCowan ດໍ ັ ັ	NS	Bir
303 Don Mills ດໍ ັ ັ	NS	Egl
305 Eglinton East ດໍ ັ ັ	EW	Egl
307 Eglinton West ດໍ ັ ັ	EW	MtD
308 Finch East ດໍ ັ ັ	EW	Arw/Mal
309 Finch West ດໍ ັ ັ	EW	Arw/Mal
310 Bathurst ຜ ດໍ ັ ັ	NS	Wil
311 Islington ດໍ ັ ັ	NS	Arw
312 St Clair ດໍ ັ ັ	EW	Arw
313 Jane ດໍ ັ ັ	NS	Arw

316 Ossington ດໍ ັ ັ	NS	MtD/Wil
319 Wilson ດໍ ັ ັ	EW	Arw
320 Yonge ດໍ ັ ັ	NS	Egl/Wil/MtD
321 York Mills ດໍ ັ ັ	EW	Mal
322 Coxwell ດໍ ັ ັ	NS	Bir
324 Victoria Park ດໍ ັ ັ	NS	Bir
329 Dufferin ຜ ດໍ ັ ັ	NS	MtD/Wil
352 Lawrence West ດໍ ັ ັ	EW	MtD
353 Steeles East ດໍ ັ ັ	EW	Mal
354 Lawrence East ດໍ ັ ັ	EW	Egl
385 Sheppard East ດໍ ັ ັ	EW	Mal
400 Lawrence Manor Community Bus ດໍ ັ ັ	EW	W-T
402 Parkdale Community Bus ດໍ ັ ັ	NS	W-T
403 South Don Mills Community Bus ດໍ ັ ັ	NS	W-T
404 East York Community Bus ດໍ ັ ັ	EW	W-T
405 Etobicoke Community Bus ດໍ ັ ັ	EW	W-T

STREETCARS

301 Queen ຜ ດໍ ັ ັ	EW	Ron/Rus
306 Carlton ຜ ດໍ ັ ັ	EW	Ron/Rus
501 Queen ຜ ດໍ ັ ັ	EW	Ron/Rus
502 Downtowner ຜ ດໍ ັ ັ	EW	Rus
503 Kingston Rd ຜ ດໍ ັ ັ	EW	Rus
504 King ຜ ດໍ ັ ັ	EW	Ron/Rus
505 Dundas ຜ ດໍ ັ ັ	EW	Ron/Rus
506 Carlton ຜ ດໍ ັ ັ	EW	Ron/Rus
508 Lake Shore ຜ ດໍ ັ ັ	EW	Ron
509 Harbourfront ຜ ດໍ ັ ັ	EW	Ron
510 Spadina ຜ ດໍ ັ ັ	NS	Rus
511 Bathurst ຜ ດໍ ັ ັ	NS	Ron
512 St Clair ຜ ດໍ ັ ັ	EW	Ron

RAPID TRANSIT

1 Yonge-University-Spadina Subway ດໍ ັ ັ	NS	WilSub
2 Bloor-Danforth Subway ດໍ ັ ັ	EW	DanSub
3 Scarborough RT ດໍ ັ ັ	NS	DanSub
4 Sheppard Subway ດໍ ັ ັ	EW	WilSub

- ຜ — Transit-priority traffic signals on route
- ດໍ ັ ັ — Accessible service using lift-equipped buses
- ດໍ ັ — Accessible service using low-floor buses
- ໂ — Bike rack service
- ✱ — Seasonal, special-event, or temporary construction service

159 of 168 bus routes are accessible
 154 of 168 bus routes are bike rack equipped

List of routes by operating division, September 2010

ARROW ROAD DIVISION

99 Arrow Rd	NS	Arw
120 Calvington	EW	Arw
108 Downsview	EW	Arw
36 Finch West	EW	Arw
308 Finch East	EW	Arw/Mal
309 Finch West	EW	Arw/Mal
191 Highway 27 Rocket	NS	Arw
37 Islington	NS	Arw
311 Islington	NS	Arw
35 Jane	NS	Arw
313 Jane	NS	Arw
46 Martin Grove	NS	Arw
101 Parc Downsview Park	EW	Arw
84 Sheppard West	EW	Arw
312 St Clair	EW	Arw
60 Steeles West	EW	Arw
165 Weston Rd North	EW	Arw
96 Wilson	EW	Arw
319 Wilson	EW	Arw

BIRCHMOUNT DIVISION

9 Bellamy	NS	Bir
300 Bloor-Danforth	EW	B/E/MtD/Q
8 Broadview	NS	Bir
20 Cliffside	EW	Bir
87 Cosburn	EW	Bir
22 Coxwell	NS	Bir
322 Coxwell	NS	Bir
113 Danforth	EW	Bir
302 Danforth Rd-McCowan	NS	Bir
23 Dawes	NS	Bir
143 Downtown/Beach Express	EW	Bir
135 Gerrard	EW	Bir
31 Greenwood	NS	Bir
83 Jones	NS	Bir
12 Kingston Rd	EW	Bir
64 Main	NS	Bir
102 Markham Rd	NS	Bir
16 McCowan	NS	Bir
57 Midland	NS	Bir
62 Mortimer	EW	Bir
72 Pape	NS	Bir
65 Parliament	NS	Bir
167 Pharmacy North	NS	Bir
81 Thorncliffe Park	NS	Bir
24 Victoria Park	NS	Bir
324 Victoria Park	NS	Bir
69 Warden South	NS	Bir
91 Woodbine	NS	Bir
92 Woodbine South	NS	Bir

DANFORTH DIVISION

2 Bloor-Danforth Subway	EW	DanSub
3 Scarborough RT	NS	DanSub

EGLINTON DIVISION

17 Birchmount	NS	Egl
300 Bloor-Danforth	EW	B/E/MtD/Q
25 Don Mills	NS	Egl
303 Don Mills	NS	Egl
144 Downtown/Don Valley Express	NS	Egl
34 Eglinton East	EW	Egl
305 Eglinton East	EW	Egl
100 Flemingdon Park	NS	Egl
169 Huntingwood	EW	Egl
43 Kennedy	NS	Egl
54 Lawrence East	EW	Egl
354 Lawrence East	EW	Egl
116 Morningside	EW	Egl
70 O'Connor	EW	Egl
67 Pharmacy	NS	Egl
86 Scarborough	EW	Egl
224 Victoria Park North	NS	Egl
68 Warden	NS	Egl
320 Yonge	NS	Egl/Wil/MtD

MALVERN DIVISION

21 Brimley	NS	Mal
39 Finch East	EW	Mal
308 Finch East	EW	Arw/Mal
309 Finch West	EW	Arw/Mal
139 Finch-Don Mills	EW	Mal
38 Highland Creek	EW	Mal
129 McCowan North	NS	Mal
130 Middlefield	NS	Mal
132 Milner	EW	Mal
133 Neilson	NS	Mal
131 Nugget	EW	Mal
134 Progress	NS	Mal
190 Scarborough Centre Rocket	EW	Mal
85 Sheppard East	EW	Mal
385 Sheppard East	EW	Mal
53 Steeles East	EW	Mal
353 Steeles East	EW	Mal
95 York Mills	EW	Mal/Wil
321 York Mills	EW	Mal

MOUNT DENNIS DIVISION

5 Avenue Rd	NS	MtD
6 Bay	NS	MtD
300 Bloor-Danforth	EW	B/E/MtD/Q
126 Christie	NS	MtD
127 Davenport	EW	MtD
141 Downtown/Mt Pleasant Express	NS	MtD
329 Dufferin	NS	MtD/Wil
26 Dupont	EW	MtD
32 Eglinton West	EW	MtD
307 Eglinton West	EW	MtD
40 Junction	EW	MtD
41 Keele	NS	MtD
47 Lansdowne	NS	MtD

52 Lawrence West	EW	MtD
352 Lawrence West	EW	MtD
58 Malton	EW	MtD
59 Maple Leaf	EW	MtD
171 Mt Dennis	NS	MtD
63 Ossington	NS	MtD
316 Ossington	NS	MtD/Wil
161 Rogers Rd	EW	MtD
71 Runnymede	NS	MtD
79 Scarlett Rd	NS	MtD
77 Swansea	NS	MtD
168 Symington	NS	MtD
90 Vaughan	NS	MtD
55 Warren Park	NS	MtD
94 Wellesley	EW	MtD
89 Weston	NS	MtD
320 Yonge	NS	Egl/Wil/MtD

QUEENSWAY DIVISION

192 Airport Rocket	NS	Qsy
49 Bloor West	EW	Qsy
300 Bloor-Danforth	EW	B/E/MtD/Q
50 Burnhamthorpe	EW	Qsy
145 Downtown/Humber Bay Express	NS	Qsy
111 East Mall	NS	Qsy
15 Evans	EW	Qsy
110 Islington South	NS	Qsy
44 Kipling South	NS	Qsy
45 Kipling	NS	Qsy
30 Lambton	EW	Qsy
66 Prince Edward	NS	Qsy
80 Queensway	EW	Qsy
48 Rathburn	EW	Qsy
73 Royal York	NS	Qsy
76 Royal York South	NS	Qsy
123 Shorncliffe	NS	Qsy
112 West Mall	NS	Qsy

RONCESVALLES DIVISION

511 Bathurst	NS	Ron
506 Carlton	EW	Ron/Rus
306 Carlton	EW	Ron/Rus
505 Dundas	EW	Ron/Rus
509 Harbourfront	EW	Ron
504 King	EW	Ron/Rus
508 Lake Shore	EW	Ron
501 Queen	EW	Ron/Rus
301 Queen	EW	Ron/Rus
512 St Clair	EW	Ron

RUSSELL DIVISION

506 Carlton	EW	Ron/Rus
306 Carlton	EW	Ron/Rus
502 Downtowner	EW	Rus
505 Dundas	EW	Ron/Rus
504 King	EW	Ron/Rus
503 Kingston Rd	EW	Rus

501 Queen	EW	Ron/Rus
301 Queen	EW	Ron/Rus
510 Spadina	NS	Rus

WILSON DIVISION — BUS

117 Alness	NS	Wil
61 Avenue Rd North	NS	Wil
7 Bathurst	NS	Wil
160 Bathurst North	NS	Wil
310 Bathurst	NS	Wil
11 Bayview	NS	Wil
42 Cummer	EW	Wil
28 Davisville	EW	Wil
142 Downtown/Avenue Rd Express	NS	Wil
125 Drewry	EW	Wil
29 Dufferin	NS	Wil
105 Dufferin North	NS	Wil
329 Dufferin	NS	MtD/Wil
193 Exhibition Rocket	NS	Wil
104 Faywood	NS	Wil
33 Forest Hill	NS	Wil
14 Glencairn	EW	Wil
122 Graydon Hall	EW	Wil
107 Keele North	NS	Wil
162 Lawrence-Donway	EW	Wil
56 Leaside	NS	Wil
51 Leslie	NS	Wil
74 Mt Pleasant	NS	Wil
103 Mt Pleasant North	NS	Wil
316 Ossington	NS	MtD/Wil
109 Ranee	NS	Wil
82 Rosedale	EW	Wil
75 Sherbourne	NS	Wil
115 Silver Hills	EW	Wil
88 South Leaside	EW	Wil
78 St Andrews	EW	Wil
124 Sunnybrook	EW	Wil
10 Van Horne	EW	Wil
98 Willowdale-Senlac	EW	Wil
97 Yonge	NS	Wil
320 Yonge	NS	Egl/Wil/MtD
95 York Mills	EW	Mal/Wil
106 York University	NS	Wil
196 York University Rocket	NS	Wil



































WILSON DIVISION — SUBWAY

1 Yonge-University-Spadina Subway	NS	WilSub
4 Sheppard Subway	EW	WilSub






WHEEL-TRANS OPERATIONS



















404 East York Community Bus	EW	W-T
400 Lawrence Manor Community Bus	EW	W-T
402 Parkdale Community Bus	NS	W-T
403 South Don Mills Community Bus	NS	W-T
405 Etobicoke Community Bus	EW	W-T

List of rapid transit stations, with connecting routes**September 2010****1 YONGE-UNIVERSITY-SPADINA SUBWAY**

Finch  & 	36, 39, 42, 53, 60, 97, 125, GO buses, York Region Transit, VIVA, Brampton Transit
North York Centre  & 	97, GO buses
Sheppard-Yonge  & 	4, 84, 85, 97, 98, 196, GO buses
York Mills  & 	78, 95, 96, 97, 115, 122, 165, GO buses
Lawrence	52, 97, 124, 162
Eglinton  & 	5, 32, 34, 51, 54, 56, 61, 97, 100, 103
Davisville  & 	11, 14, 28, 97
St Clair  & 	74, 88, 97, 512
Summerhill	97
Rosedale	82, 97
Bloor-Yonge  & 	2, 97
Wellesley &  Bus	94, 97
College	97, 506
Dundas  & 	97, 505
Queen  & 	97, 141, 142, 143, 144, 501, 502
King	97, 503, 504, 508
Union  & 	6, 72, 97, 503, 509, 510, GO trains/buses
St Andrew (King Street)	503, 504, 508
Osgoode (Queen Street)  & 	141, 142, 143, 144, 501, 502
St Patrick (Dundas Street)	142, 505
Queen's Park (College Street)  & 	5, 142, 506
Museum	5, 94, 142
St George  & 	2, 26
Spadina *	2, 127, 510
Dupont	26, 127
St Clair West	7, 33, 90, 126, 512
Eglinton West  & 	32, 63, 109
Glencairn	14
Lawrence West &  Bus	52, 58, 59, 109, 400
Yorkdale	47, 109, GO buses, York Region Transit
Wilson	7, 29, 96, 104, 120, 160, 165
Downsview  & 	84, 101, 105, 106, 107, 108, 117, 196, VIVA






2 BLOOR-DANFORTH SUBWAY

Kipling  & 	30, 44, 45, 46, 49, 111, 112, 123, 191, 192, GO trains
Islington	37, 50, 110, Mississauga Transit
Royal York	15, 48, 73, 76
Old Mill	66
Jane  & 	26, 35, 55
Runnymede &  Bus	71, 77, 79
High Park	30
Keele	41, 80, 89









Dundas West  & 	40, 168, 193 ✪, 504, 505, GO trains
Lansdowne	47
Dufferin	29, 402
Ossington	63, 94, 161
Christie	126
Bathurst  & 	7, 511
Spadina  & * 	1, 127, 510
St George  & 	1, 26
Bay (Yorkville)	6
Bloor-Yonge  & 	1, 97
Sherbourne	75
Castle Frank &  Bus	65, 94
Broadview  & 	8, 62, 87, 100, 504, 505
Chester	
Pape	25, 72, 81
Donlands &  Bus	56, 83
Greenwood	31
Coxwell	22, 70
Woodbine	91, 92
Main Street  & 	20, 23, 62, 64, 87, 113, 135, 506, GO trains
Victoria Park	12, 24, 67, 404
Warden	9, 16, 17, 68, 69, 70, 102, 135
Kennedy  & 	3, 12, 20, 21, 34, 43, 57, 86, 113, 116, 131, GO trains



* No level access to 1 YONGE-UNIVERSITY-SPADINA subway platforms at Spadina Stn







3 SCARBOROUGH RT

Kennedy  & 	2, 12, 20, 21, 34, 43, 57, 86, 113, 116, 131, GO trains
Lawrence East &  SB	54
Ellesmere	95
Midland	57
Scarborough Centre  & 	9, 16, 21, 38, 43, 129, 130, 131, 132, 133, 134, 169, 190, GO buses
McCowan	9, 134





























4 SHEPPARD SUBWAY

Sheppard-Yonge  & 	1, 84, 85, 97, 98, 196, GO buses
Bayview  & 	11, 85
Leslie  & 	51, 85, GO trains
Bessarion  & 	85


Don Mills  & 	10, 24, 25, 85, 139, 167, 169, 190, 224, York Region Transit, VIVA
---	---



510 SPADINA streetcar and 509 HARBOURFRONT streetcar	
Spadina 	2, 127, 510
Queens Quay (Ferry Docks) 	6, 97, 509, 510
Union  & 	1, 6, 72, 97, 503, 509, 510, GO trains/buses
Exhibition  & 	29, 509, 511, GO trains



GO TRAIN STATIONS SERVED BY TTC

Toronto – Union Station  & 	See Union Station
Long Branch	110, 123, 501, 508, Mississauga Transit
Mimico	76
Exhibition  & 	29, 509, 511
Danforth  & 	See Main Street Station
Scarborough  & 	9, 12, 16, 20, 102, 113
Eglinton	9, 34, 86, 116
Guildwood  & 	86, 116
Rouge Hill  & 	38, 54, 85, Durham Region Transit
Malton  & 	58, Mississauga Transit
Etobicoke North & 	37, 45, Mississauga Transit
Weston & 	52, 58, 59, 79, 89
Bloor	See Dundas West Station
Maple & 	107, York Region Transit
Rutherford & 	107, York Region Transit
York University & 	41
Old Cummer & 	39, 42, 51
Oriole & 	4, 10, 51, 85, 115, 169
Kipling	See Kipling Station
Mount Joy & 	102, York Region Transit
Markham & 	102, York Region Transit
Centennial & 	129, York Region Transit
Milliken & 	43, 53, 57, York Region Transit
Agincourt & 	43, 57, 85
Kennedy  & 	See Kennedy Station

 – Elevators to all levels

 – Station fully accessible

  – Level access to southbound platform (obstacles may exist at doors)

  – Level access from street to accessible buses (obstacles may exist at doors)

✪ – Seasonal, special-event, or temporary construction service

Twenty-nine of the TTC's 69 stations are accessible

Toronto Transit Commission
List of transit vehicles

Type	Vehicle number series	Model	Vehicles in service	Garage/ Carhouse	Built	Seats	Length	Track Gauge	Accessible?	Air conditioned?	Fuel/ Propulsion	Manufacturer
Bus	1000-1149	Orion VII	150	Mal, MtD	2006	38	12 m	–	Low floor &	Yes	Diesel-electric	Orion Bus Industries
Bus	1200-1423	Orion VII “Next Gen”	224	Arw, MtD, Wil	2007-2008	36	12 m	–	Low floor &	Yes	Diesel-electric	Daimler Buses North America
Bus	1500-1689	Orion VII “Next Gen”	190	MtD, Wil	2008	36	12 m	–	Low floor &	Yes	Diesel-electric	Daimler Buses North America
Bus	1700-1829	Orion VII “Next Gen”	130	Mal, Wil	2009	36	12 m	–	Low floor &	Yes	Diesel-electric	Daimler Buses North America
Bus	2240-2858	T6H5307N “New Look”	87	MtD, Wil	1981-1983	39	12 m	–	No	No	Diesel	General Motors
Bus	6210-6293	TC40102N “Classic”	2	MtD	1987	40	12 m	–	No	No	Diesel	General Motors
Bus	7000-7134	Orion V	135	Mal	1996	36	12 m	–	Lift & 11	Yes	Diesel	Orion Bus Industries
Bus	7200-7251	RTS	52	Arw	1998	39	12 m	–	Lift & 11	Yes	Diesel	Nova Bus
Bus	7300-7350	D40LF	51	Qsy	1998-1999	35	12 m	–	Low floor &	Yes	Diesel	New Flyer Industries
Bus	7400-7881	Orion VII	482	Bir, Egl	2002-2005	38	12 m	–	Low floor &	Yes	Diesel	Orion Bus Industries
Bus	7900-7979	Orion VII	80	Arw, Qsy	2006	38	12 m	–	Low floor &	Yes	Diesel	Orion Bus Industries
Bus	8000-8099	Orion VII	100	Qsy	2007	38	12 m	–	Low floor &	Yes	Diesel	DaimlerChrysler CBNA
Bus	8100-8219	Orion VII “Next Gen”	112 of 120 ²	Wil	2010	36	12 m	–	Low floor &	Yes	Diesel	Daimler Buses North America
Bus	–	Orion VII “Next Gen”	35 ¹	–	2011	–	12 m	–	Low floor &	Yes	Diesel	Daimler Buses North America
Bus	–	Orion VII “Next Gen”	60 ¹	–	2012	–	12 m	–	Low floor &	Yes	Diesel	Daimler Buses North America
Bus	9400-9449	Orion V	50	Wil	1996	37	12 m	–	Lift & 11	Yes	Diesel	Orion Bus Industries
Community Bus	9700-9706	Orion II	7	W-T	1991	17	8 m	–	Low floor &	Yes	Diesel	Ontario Bus Industries
Wheel-Trans Bus	9751-9889	ELF	138	W-T	1999-2003	5	7 m	–	Low floor &	Yes	Diesel	Overland Custom Coach
Wheel-Trans Bus	W100-W209	The Friendly Bus	110 ²	W-T	2009-2010	8	8 m	–	Low floor &	Yes	Diesel	American Bus Products Inc.
Streetcar	4000-4199	CLRV L-1, L-2	195	Ron, Rus	1977-1981	42-46	15 m	1495 mm	No	1 of 195	Electric	UTDC/SIG/Hawker Siddeley
Streetcar	4200-4251	ALRV L-3	52	Ron, Rus	1987-1989	61	23 m	1495 mm	No	No	Electric	UTDC/Can Car Rail
Streetcar	–	FLEXITY	0 of 204 ¹	–	2011-2018	–	30 m	1495 mm	Low floor &	Yes	Electric	Bombardier Inc.
Light rail car	–	FLEXITY	0 of 183 ³	–	2013-2020	–	30 m	1435 mm	Low floor &	Yes	Electric	Bombardier Inc.
Rapid transit car	3000-3027	S-1	28	McCowan	1983-1986	30	13 m	1435 mm	Level boarding &	Yes	Electric	UTDC/Metro Canada Ltd.
Subway car	5000-5371	T-1	372	GrnSub/WilSub	1995-2001	66	23 m	1495 mm	Level boarding &	Yes	Electric	Bombardier Inc.
Subway car	5381-5766	Toronto Rocket	0 of 234 ¹	–	2009-2011	60-68	23 m	1495 mm	Level boarding &	Yes	Electric	Bombardier Inc.
Subway car	–	Toronto Rocket	0 of 186 ¹	–	2012-2013	60-68	23 m	1495 mm	Level boarding &	Yes	Electric	Bombardier Inc.
Subway car	5576-5663	H-4	44	GrnSub	1974-1975	77	23 m	1495 mm	Level boarding &	No	Electric	Hawker Siddeley
Subway car	5670-5807	H-5	136	WilSub	1976-1979	76	23 m	1495 mm	Level boarding &	Yes	Electric	Hawker Siddeley
Subway car	5810-5935	H-6	126	GrnSub	1986-1989	76	23 m	1495 mm	Level boarding &	Yes	Electric	UTDC/Can Car Rail

Updated August 6, 2010. Sources: *Bus Maintenance Department Active Bus Allocation* and *Vehicle Roster Lists – Surface Vehicle Engineering*.

Abbreviations

Arw Arrow Road GrnSub..... Greenwood Subway Qsy..... Queensway WilSub Wilson Subway
 Bir Birchmount Mal Malvern Ron..... Roncesvalles W-T Wheel-Trans
 Egl Eglinton MtD Mount Dennis Rus Russell Wil..... Wilson Bus

“Vehicles in service” notes

1. Approved by Commission for future delivery.
2. Deliveries of new vehicles in progress.
3. Ordered by Metrolinx for future delivery.