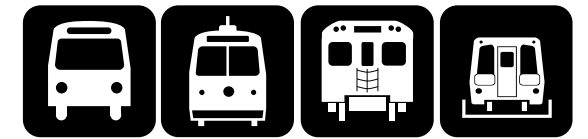




TORONTO TRANSIT COMMISSION



# Service Summary

May 9, 2010  
to  
June 19, 2010

Available Online



## SERVICE SUMMARY – Introduction

This is a summary of all transit service operated by the Toronto Transit Commission for the period indicated. All rapid transit, streetcar, bus, and community bus routes and services are listed. The summary identifies the routes, gives the names and destinations, the garage or carhouse from which the service is operated, the characteristics of the service, and the times of the first and last trips on each route. The headway operated on each route is shown, together with the combined or average headway on the route, if more than one branch is operated. The number and type of vehicles operated on the route are listed, as well as the round-trip driving time, the total terminal time, and the average speed of the route (driving time only, not including terminal time).

The first and last trip times shown are the departure times for the first or last trip which covers the entire branch. In some cases, earlier or later trips are operated which cover only part of the routing, and the times for these trips are not shown.

Additional notes are shown for routes which interline with other routes, which are temporarily operating over different routings, or which are temporarily operating with buses instead of streetcars.

Headways are shown in minutes and seconds. Running times and terminal times are shown in minutes. Distances are shown in kilometres, and speeds are shown in kilometres per hour.

The map on the cover is a current map of the TTC route network for the period covered by this summary.

At the end of the document is a summary of the number of vehicles and trains operated, by time period, a list of all TTC routes (in alphabetical order, in numerical order, and grouped by division), a list of all connections at rapid transit stations, and a list of transit vehicles.

This document is available the [ttc.ca](http://www3.ttc.ca) Internet web site at:

[http://www3.ttc.ca/About\\_the\\_TTC/Transit\\_planning.jsp](http://www3.ttc.ca/About_the_TTC/Transit_planning.jsp)

and on the internal TTC Intranet (TTC computers only) at:

<http://home.ttc/serviceplanning/> then "Route and System Information"

### TTC board periods in 2010

January 3 to February 13, 2010

February 14 to March 27, 2010

March 28 to May 8, 2010

May 9 to June 19, 2010

June 20 to July 31, 2010

August 1 to September 4, 2010

September 5 to October 9, 2010

October 10 to November 20, 2010

November 21 to December 18, 2010

December 19, 2010 to January 1, 2011

## Abbreviations

Avg spd..... Average speed (km/h)	NB .....	Northbound
Dep..... Departure	SB.....	Southbound
RT..... Round trip	EB.....	Eastbound
Term..... Terminal time	WB.....	Westbound
Veh type ... Vehicle type	&.....	Accessible service

## Division abbreviations

Arw..... Arrow Road	Mal..... Malvern	Rus..... Russell
Bir..... Birchmount	MtD..... Mount Dennis	Wil..... Wilson Bus
DanSub..... Danforth Subway	Qsy..... Queensway	WilSub..... Wilson Subway
Egl..... Eglinton	Ron..... Roncesvalles	W-T..... Wheel-Trans

## Vehicle abbreviations

6carHT..... Six-car train of H- or T-series 23-metre subway cars
4carT..... Four-car train of T-series 23-metre subway cars
4carS..... Four-car train of S-series 13-metre Scarborough RT cars
ALRV..... Articulated 23-metre high-floor streetcar ( <i>Canadian Light Rail Vehicle</i> )
ALRV..... Articulated 23-metre high-floor streetcar ( <i>Articulated Light Rail Vehicle</i> )
LF..... 12-metre low-floor accessible bus ( <i>New Flyer D40LF, Orion VII</i> )
Lift..... 12-metre high-floor lift-equipped accessible bus ( <i>Orion V with lift and Nova RTS with lift</i> )
HF..... 12-metre high-floor bus ( <i>GM "New Look," GM/MCI Classic, and Orion V</i> )
CB..... 8-metre low-floor accessible Community Bus ( <i>Orion II</i> )

## Time period definitions

Service is shown by time period. The approximate times for these periods are listed below. Some variation exists between routes, and these times should be used as a guide only.

MONDAY TO FRIDAY	SATURDAY and SUNDAY
Morning peak period.....600a to 900a	Early morning..... 600a to 800a
Midday..... 900a to 300p	Morning.....800a to 1200noon
Afternoon peak period..... 300p to 700p	Afternoon..... 1200noon to 700p
Early evening..... 700p to 1000p	Early evening.....700p to 1000p
Late evening..... 1000p to 100a	Late evening..... 1000p to 100a
Overnight.....200a to 500a	Overnight..... 200a to 500a (900a Sundays)

## Holiday service in 2010

New Year's Day, Friday, Jan. 1, 2010.....Sunday service	Labour Day, Monday, September 6.....Holiday service
Family Day, Monday, February 15..... Holiday service	Thanksgiving Day, Monday, Oct. 11.....Holiday service
Good Friday, Friday, April 2..... Holiday service	Christmas Day, Saturday, Dec. 25..... Sunday service
Victoria Day, Monday, May 24..... Holiday service	Boxing Day, Sunday, December 26..... Sunday service
Canada Day, Thursday, July 1..... Holiday service	Monday, December 27, 2010.....Holiday service
Simcoe Day, Monday, August 2..... Holiday service	New Year's Day, Saturday, Jan. 1, 2011. Sunday service

"Holiday service" means that routes which operate on Sundays will operate at the same levels of service as on Sundays, but service will start earlier in the morning, at about the same time as on Saturdays.



## SERVICE SUMMARY

May 9 to June 19, 2010

TORONTO TRANSIT COMMISSION

Route	RT dist (km) and date of last change	No. of					Run time					Term time					Avg spd					First dep NB or WB	First dep SB or EB	Last dep NB or WB	Last dep SB or EB
		Veh type	Veh	Service interval	(min)	(min)	(km/h)	Veh type	Veh	Service interval	(min)	(min)	(km/h)	Veh type	Veh	Service interval	(min)	(min)	(km/h)	Veh type	Veh				

### RAPID TRANSIT SERVICES

2 BLOOR-DANFORTH &		Monday-Friday morning peak period					Monday-Friday midday					Monday-Friday afternoon peak period					Monday-Friday early evening					Monday-Friday late evening													
2 Kipling Stn-Kennedy Stn	DanSub 08-Sep-09 52.46	6carHT	42	2' 24"	101	0	31.2	6carHT	22	4' 39"	102	0	30.8	6carHT	39	2' 34"	100	0	31.4	6carHT	24	4' 04"	98	0	32.3	6carHT	20	4' 52"	97	0	32.4	543a	541a	131a	131a

Saturday		Saturday early morning					Saturday morning					Saturday afternoon					Saturday early evening					Saturday late evening													
2 Kipling Stn-Kennedy Stn	19-May-07 52.46	6carHT	20	4' 52"	97	0	32.3	6carHT	20	4' 52"	97	0	32.3	6carHT	21	4' 43"	99	0	31.8	6carHT	20	4' 52"	97	0	32.3	6carHT	20	4' 52"	97	0	32.3	548a	548a	131a	131a

Sunday		Sunday morning					Sunday afternoon					Sunday early evening					Sunday late evening																		
2 Kipling Stn-Kennedy Stn	13-May-07 52.46	6carHT	20	4' 52"	97	0	32.3	6carHT	20	4' 52"	97	0	32.3	6carHT	20	4' 52"	97	0	32.3	6carHT	20	4' 52"	97	0	32.3	6carHT	20	4' 52"	97	0	32.3	848a	848a	131a	131a

300 BLOOR-DANFORTH &		Monday-Friday overnight					Saturday overnight					Sunday overnight					Sunday Morning																
300 Warden-West Mall	MtD/Bir/ Egl/Qsy 10-May-09 50.95	LF	4	30' 00"	120	0	25.5	LF	4	30' 00"	120	0	25.5	LF	4	30' 00"	120	0	25.5	LF	9	13' 30"	120	1	25.5								
300A Warden-Pearson Airport	75.97	LF	5	30' 00"	150	0	30.4	LF	5	30' 00"	150	0	30.4	LF	5	30' 00"	150	0	30.4	LF	11	13' 30"	140	8	32.5								
Combined/Average			9	15' 00"				9	15' 00"				9	15' 00"					20	6' 45"													

3 SCARBOROUGH RT &		Monday-Friday morning peak period					Monday-Friday midday					Monday-Friday afternoon peak period					Monday-Friday early evening					Monday-Friday late evening													
3 Kennedy Stn-McCowan Stn	DanSub 08-Sep-09 12.81	4carS	6	3' 30"	21	0	36.6	4carS	4	5' 30"	22	0	34.9	4carS	6	3' 40"	22	0	34.9	4carS	4	5' 30"	22	0	34.9	4carS	4	5' 30"	22	0	34.9	545a	601a	120a	135a

Saturday		Saturday early morning					Saturday morning					Saturday afternoon					Saturday early evening					Saturday late evening													
3 Kennedy Stn-McCowan Stn	12-Sep-09 12.81	4carS	4	5' 30"	22	0	34.9	4carS	4	5' 30"	22	0	34.9	4carS	4	5' 30"	22	0	34.9	4carS	4	5' 30"	22	0	34.9	4carS	4	5' 30"	22	0	34.9	550a	605a	120a	135a

Sunday		Sunday morning					Sunday afternoon					Sunday early evening					Sunday late evening																		
3 Kennedy Stn-McCowan Stn	06-Sep-09 12.81	4carS	4	5' 30"	22	0	34.9	4carS	4	5' 30"	22	0	34.9	4carS	4	5' 30"	22	0	34.9	4carS	4	5' 30"	22	0	34.9	4carS	4	5' 30"	22	0	34.9	855a	907a	120a	135a
																												McCowan to Kennedy is WB;		Kennedy to McCowan is EB					

4 SHEPPARD SUBWAY &		Monday-Friday morning peak period					Monday-Friday midday					Monday-Friday afternoon peak period					Monday-Friday early evening					Monday-Friday late evening													
4 Sheppard-Yonge Stn-Don Mills Stn	WilSub 25-Nov-02 10.94	4carT	4	5' 30"	22	0	29.8	4carT	4	5' 30"	22	0	29.8	4carT	4	5' 30"	22	0	29.8	4carT	4	5' 30"	22	0	29.8	4carT	4	5' 30"	22	0	29.8	531a	542a	225a	214a

Saturday		Saturday early morning					Saturday morning					Saturday afternoon					Saturday early evening					Saturday late evening													
4 Sheppard-Yonge Stn-Don Mills Stn	30-Nov-02 10.94	4carT	4	5' 30"	22	0	29.8	4carT	4	5' 30"	22	0	29.8	4carT	4	5' 30"	22	0	29.8	4carT	4	5' 30"	22	0	29.8	4carT	4	5' 30"	22	0	29.8	547a	558a	225a	214a

Sunday		Sunday morning					Sunday afternoon					Sunday early evening					Sunday late evening																		
4 Sheppard-Yonge Stn-Don Mills Stn	24-Nov-02 10.94	4carT	4	5' 30"	22	0	29.8	4carT	4	5' 30"	22	0	29.8	4carT	4	5' 30"	22	0	29.8	4carT	4	5' 30"	22	0	29.8	4carT	4	5' 30"	22	0	29.8	849a	900a	225a	214a



## SERVICE SUMMARY

May 9 to June 19, 2010

TORONTO TRANSIT COMMISSION

Route	RT dist (km) and date of last change	No. of Veh	Service interval	Run time (min)	Term time (min)	Avg spd (km/h)	No. of Veh	Service interval	Run time (min)	Term time (min)	Avg spd (km/h)	No. of Veh	Service interval	Run time (min)	Term time (min)	Avg spd (km/h)	No. of Veh	Service interval	Run time (min)	Term time (min)	Avg spd (km/h)	No. of Veh	Service interval	Run time (min)	Term time (min)	Avg spd (km/h)	First dep NB or WB	First dep SB or EB	Last dep NB or WB	Last dep SB or EB																					
<b>1 YONGE-UNIVERSITY-SPADINA SUBWAY &amp;</b>	W/LSuB/Egl/MtD/Wil	Temporary late evening closure for tunnel liner replacement, Sunday to Friday. Trains replaced by buses north of Eglinton Station after approximately 12:30 a.m.																																																	
<b>Monday to Friday</b>	08-Sep-09	Monday-Friday morning peak period						Monday-Friday midday					Monday-Friday afternoon peak period					Monday-Friday early evening				Monday-Friday late evening																													
1 Finch Stn-Downsview Stn	60.45	6carHT	25	4' 42"	118	0	30.9	6carHT	29	4' 04"	118	0	30.7	6carHT	47	2' 31"	118	0	30.6	6carHT	27	4' 15"	115	0	31.6	6carHT	23	4' 52"	112	0	32.4	603a	540a	1141p	1215a																
1 Finch Stn-St Clair West Stn	45.06	6carHT	19	4' 42"	89	0	30.3																																												
<b>Gap Trains</b>		6carHT	4	<b>Gap Trains</b>																																															
1 Eglinton Stn-Downsview Stn	43.46																									6carHT	18	4' 52"	88	0	29.8			118a	128a																
1 Eglinton Stn-Finch Stn replacement bus	22.49																									LF	18	3' 00"	54	0	25.0	1213a	1208a	210a	150a																
Combined/Average			48	2' 21"				29	4' 04"					49	2' 31"																																				
<b>Saturday</b>	06-Sep-08	Saturday early morning						Saturday morning					Saturday afternoon					Saturday early evening				Saturday late evening																													
1 Finch Stn-Downsview Stn	60.45	6carHT	23	4' 52"	112	0	32.4	6carHT	28	4' 03"	113	0	32.0	6carHT	28	4' 03"	113	0	32.0	6carHT	23	4' 52"	112	0	32.4	6carHT	23	4' 52"	112	0	32.4	600a	557a	118a	116a																
<b>Sunday</b>	15-Feb-09	Sunday morning						Sunday afternoon					Sunday early evening				Sunday late evening																																		
1 Finch Stn-Downsview Stn	60.45							6carHT	23	4' 52"	112	0	32.4	6carHT	23	4' 52"	112	0	32.4	6carHT	23	4' 52"	112	0	32.4	6carHT	23	4' 52"	112	0	32.4	900a	857a	1141p	1215a																
1 Eglinton Stn-Downsview Stn	43.46																									6carHT	18	4' 52"	88	0	29.8			118a	128a																
1 Eglinton Stn-Finch Stn replacement bus	22.49																									LF	12	4' 30"	54	0	25.0	1213a	1208a	210a	150a																
																																				Finch to Downsview is SB; Downsview to Finch is NB															
<b>320 YONGE &amp;</b>	Egl/MtD/Wil																																																		
<b>Overnight, 7 days a week</b>	02-Apr-07	Monday-Friday overnight						Saturday overnight					Sunday overnight																																						
320 Queens Quay-Steeles	36.19	LF	6	15' 00"	90	0	24.1	LF	6	15' 00"	90	0	24.1	LF	6	15' 00"	90	0	24.1																																
				Additional service operates 130a to 300a and 500a to 600a								Additional service operates 130a to 300a and 500a to 600a								Additional service operates 130a to 300a and 600a to 900a																															



# SERVICE SUMMARY

May 9 to June 19, 2010

TORONTO TRANSIT COMMISSION

Route	RT dist (km) and date of last change	No. of Veh	Service interval	Run time (min)	Term time (min)	Avg spd (km/h)	No. of Veh	Service interval	Run time (min)	Term time (min)	Avg spd (km/h)	No. of Veh	Service interval	Run time (min)	Term time (min)	Avg spd (km/h)	No. of Veh	Service interval	Run time (min)	Term time (min)	Avg spd (km/h)	No. of Veh	Service interval	Run time (min)	Term time (min)	Avg spd (km/h)	First dep NB or WB	First dep SB or EB	Last dep NB or WB	Last dep SB or EB
-------	--------------------------------------	------------	------------------	----------------	-----------------	----------------	------------	------------------	----------------	-----------------	----------------	------------	------------------	----------------	-----------------	----------------	------------	------------------	----------------	-----------------	----------------	------------	------------------	----------------	-----------------	----------------	--------------------	--------------------	-------------------	-------------------

## STREETCAR SERVICES

<b>511 BATHURST</b>	Ron																																		
<b>Monday to Friday</b>	10-May-10	Monday-Friday morning peak period			Monday-Friday midday			Monday-Friday afternoon peak period			Monday-Friday early evening			Monday-Friday late evening																					
511 Bathurst Stn-Exhibition	9.41	CLRV	9	5' 00"	41	4	13.8	CLRV	9	5' 00"	42	3	13.4	CLRV	9	5' 20"	42	6	13.4	CLRV	5	8' 00"	40	0	14.1	CLRV	5	8' 00"	36	4	15.7	520a	520a	130a	127a
<b>Saturday</b>	15-May-10	Saturday early morning			Saturday morning			Saturday afternoon			Saturday early evening			Saturday late evening																					
511 Bathurst Stn-Exhibition	9.41	CLRV	7	6' 00"	40	2	14.1	CLRV	8	5' 30"	40	4	14.1	CLRV	8	5' 30"	40	4	14.1	CLRV	7	6' 30"	39	7	14.7	CLRV	6	7' 00"	36	6	15.7	523a	501a	130a	127a
<b>Sunday</b>	09-May-10	Sunday morning			Sunday afternoon			Sunday early evening			Sunday late evening																								
511 Bathurst Stn-Exhibition	9.41							ALRV	6	7' 30"	39	6	14.5	ALRV	7	6' 30"	39	7	14.5	ALRV	6	6' 40"	36	4	15.7	ALRV	5	8' 00"	36	4	15.7	850a	828a	130a	127a
Overnight service on Bathurst Street provided by 310 BATHURST																																			

<b>506 CARLTON</b>	Ron/Rus																																		
<b>Monday to Friday</b>	29-Mar-10	Monday-Friday morning peak period			Monday-Friday midday			Monday-Friday afternoon peak period			Monday-Friday early evening			Monday-Friday late evening																					
506 Main Street Stn-High Park	29.63	CLRV	32	3' 45"	117	3	15.2	CLRV	24	5' 00"	120	0	14.8	CLRV	27	4' 40"	123	3	14.5	CLRV	15	8' 00"	117	3	15.2	CLRV	11	10' 00"	106	4	16.8	530a	512a	1207a	100a
<b>Saturday</b>	12-Sep-09	Saturday early morning			Saturday morning			Saturday afternoon			Saturday early evening			Saturday late evening																					
506 Main Street Stn-High Park	29.63	CLRV	14	7' 09"	100	0	17.8	CLRV	18	6' 15"	110	3	16.2	CLRV	21	6' 00"	123	3	14.5	CLRV	13	8' 30"	110	0	16.1	CLRV	11	10' 00"	106	4	16.8	543a	515a	1207a	100a
<b>Sunday</b>	06-Sep-09	Sunday early morning			Sunday morning			Sunday afternoon			Sunday early evening			Sunday late evening																					
506 Main Street Stn-High Park	29.63	CLRV	9	10' 00"	90	0	19.8	CLRV	14	7' 00"	95	3	18.7	CLRV	18	6' 30"	115	2	15.5	CLRV	10	11' 00"	110	0	16.2	CLRV	9	11' 00"	99	0	18.0	530a	530a	1207a	1256a

<b>306 CARLTON</b>	Ron/Rus																																	
<b>Overnight, 7 days a week</b>	25-Nov-07	Monday-Friday overnight			Saturday overnight			Sunday overnight																										
306 Main Street Stn-Dundas West Stn	29.63	CLRV	3	30' 00"	90	0	19.8	CLRV	3	30' 00"	90	0	19.8	CLRV	3	30' 00"	90	0	19.8															

<b>502 DOWNTOWNER and 503 KINGSTON RD</b>	Bir/Mal	Temporary Bus Replacement service during track work at Bingham Loop																																	
<b>Monday to Friday</b>	10-May-10	Monday-Friday morning peak period			Monday-Friday midday			Monday-Friday afternoon peak period																											
502 Victoria Park-McCaul	18.76	HF	7	12' 00"	84	0	13.4	HF	4	20' 00"	80	0	14.1	HF	7	12' 00"	84	0	13.4																
503 Victoria Park-York	17.94	HF	6	12' 00"	72	0	15.0							HF	6	12' 00"	72	0	15.0																
Combined/Average			13			6' 00"									13			6' 00"																	
Evening and weekend service on Kingston Road provided by 22 COXWELL.																																			
Overnight service on Kingston Road provided by 322 COXWELL.																																			

<b>505 DUNDAS</b>	Ron/Rus																																		
<b>Monday to Friday</b>	29-Mar-10	Monday-Friday morning peak period			Monday-Friday midday			Monday-Friday afternoon peak period			Monday-Friday early evening			Monday-Friday late evening																					
505 Dundas West Stn-Broadview Stn	21.47	CLRV	18	5' 30"	94	5	13.7	CLRV	19	5' 30"	96	8	13.4	CLRV	19	5' 40"	100	8	12.9	CLRV	11	8' 00"	83	5	15.5	CLRV	6	14' 00"	78	6	16.5	520a	520a	1252a	1249a
<b>Saturday</b>	12-Sep-09	Saturday early morning			Saturday morning			Saturday afternoon			Saturday early evening			Saturday late evening																					
505 Dundas West Stn-Broadview Stn	21.47	CLRV	9	10' 00"	84	6	15.3	CLRV	18	6' 00"	104	4	12.4	CLRV	24	4' 45"	105	9	12.3	CLRV	8	12' 00"	91	5	14.2	CLRV	6	14' 00"	78	6	16.5	527a	536a	1251a	1251a
<b>Sunday</b>	06-Sep-09	Sunday early morning			Sunday morning			Sunday afternoon			Sunday early evening			Sunday late evening																					
505 Dundas West Stn-Broadview Stn	21.47	CLRV	4	20' 00"	80	0	16.1	CLRV	12	8' 00"	92	4	14.0	CLRV	18	5' 40"	94	8	13.7	CLRV	8	12' 00"	91	5	14.2	CLRV	6	14' 00"	78	6	16.5	530a	530a	1246a	1249a



## SERVICE SUMMARY

May 9 to June 19, 2010

TORONTO TRANSIT COMMISSION

Route	RT dist (km) and date of last change	No. of Veh	Service interval	Run time (min)	Term time (min)	Avg spd (km/h)	No. of Veh	Service interval	Run time (min)	Term time (min)	Avg spd (km/h)	No. of Veh	Service interval	Run time (min)	Term time (min)	Avg spd (km/h)	No. of Veh	Service interval	Run time (min)	Term time (min)	Avg spd (km/h)	First dep NB or WB	First dep SB or EB	Last dep NB or WB	Last dep SB or EB										
<b>509 HARBOURFRONT</b>	Ron																																		
<b>Monday to Friday</b>	10-May-10	Monday-Friday morning peak period						Monday-Friday midday						Monday-Friday afternoon peak period						Monday-Friday early evening						Monday-Friday late evening									
509 Union Station-Exhibition	9.30	CLR	5	8' 00"	34	6	16.4	CLR	4	9' 00"	32	4	17.4	CLR	6	6' 30"	34	5	16.4	CLR	5	7' 15"	32	5	17.6	CLR	3	12' 00"	32	4	17.4	603a	548a	116a	100a
<b>Saturday</b>	15-May-10	Saturday early morning						Saturday morning						Saturday afternoon						Saturday early evening						Saturday late evening									
509 Union Station-Exhibition	9.30	CLR	3	12' 00"	32	4	17.4	CLR	5	8' 00"	36	4	15.5	CLR	7	5' 30"	36	3	15.5	CLR	5	8' 00"	36	4	15.5	CLR	3	12' 00"	32	4	17.4	610a	555a	116a	100a
<b>Sunday</b>	09-May-10	Sunday morning						Sunday afternoon						Sunday early evening						Sunday late evening															
509 Union Station-Exhibition	9.30						CLR	4	9' 00"	35	1	15.9	CLR	6	6' 30"	36	3	15.5	CLR	4	10' 00"	36	4	15.5	CLR	3	12' 00"	32	4	17.4	901a	845a	116a	100a	
<b>504 KING</b>	Ron/Rus/Qsy	Temporary routing change - City of Toronto water main replacement on Roncesvalles between Dundas St. & Queen St. and on King St. between Queen St. & Close St.																																	
<b>Monday to Friday</b>	10-May-10	Monday-Friday morning peak period						Monday-Friday midday						Monday-Friday afternoon peak period						Monday-Friday early evening						Monday-Friday late evening									
504 Roncesvalles & Queen-Broadview Stn	22.30	CLR	25	4' 00"	98	2	13.7	CLR	23	4' 15"	94	4	14.2	CLR	34	3' 20"	108	6	12.4	CLR	17	5' 30"	89	5	15.0	CLR	12	7' 00"	82	2	16.3	500a	506a	205a	215a
504 Roncesvalles & Queen-Broadview Stn	22.30	ALR	7	trips																															
504 Roncesvalles & Queen-Broadview Stn	22.30	CLR	9	trips																															
			41																																
504 Dundas West Stn-Strachan	10.31	HF	13	3' 45"	47	2	13.2	HF	9	5' 00"	45	0	13.7	HF	15	3' 20"	47	3	13.2	HF	8	5' 30"	44	0	14.1	HF	6	7' 00"	42	0	14.7	516a	457a	229a	208a
See also 508 LAKE SHORE																																			
<b>Saturday</b>	15-May-10	Saturday early morning						Saturday morning						Saturday afternoon						Saturday early evening						Saturday late evening									
504 Roncesvalles & Queen-Broadview Stn	22.30	CLR	9	10' 00"	87	3	15.4	CLR	11	8' 20"	91	1	14.7	CLR	15	6' 15"	91	3	14.7	CLR	10	8' 00"	80	0	16.7	CLR	9	9' 00"	78	3	17.2	500a	459a	230a	259a
504 Dundas West Stn-Strachan	10.31	HF	4	10' 00"	40	0	15.5	HF	5	9' 00"	43	2	14.4	HF	7	6' 30"	43	3	14.4	HF	4	10' 00"	40	0	15.5	HF	4	10' 00"	40	0	15.5	510a	450a	300a	245a
<b>Sunday</b>	09-May-10	Sunday early morning						Sunday morning						Sunday afternoon						Sunday early evening						Sunday late evening									
504 Roncesvalles & Queen-Broadview Stn	22.30	CLR	6	15' 00"	82	8	16.3	CLR	13	7' 00"	88	3	15.2	CLR	15	6' 15"	89	5	15.0	CLR	9	9' 00"	80	1	16.7	CLR	8	10' 00"	79	1	16.9	520a	528a	220a	229a
504 Dundas West Stn-Strachan	10.31	HF	3	15' 00"	40	5	15.5	HF	6	7' 30"	43	2	14.4	HF	7	6' 30"	43	3	14.4	HF	4	10' 00"	40	0	15.5	HF	4	10' 00"	40	0	15.5	531a	511a	240a	220a
<b>503 KINGSTON RD</b>	Mal	See 502 DOWNTOWNER																																	
503 Victoria Park-York																																			
<b>508 LAKE SHORE</b>	Ron	Temporary rerouting via Queen and Shaw, due to City water main replacement on King St. between Queen St. and Close St..																																	
<b>Monday to Friday</b>	10-May-10	Monday-Friday morning peak period												Monday-Friday afternoon peak period																					
508 Long Branch-Parliament	18.80	CLR	3	Three EB trips																															
508 Church-Long Branch	17.40													CLR	4	Four WB trips																			



## SERVICE SUMMARY

May 9 to June 19, 2010

TORONTO TRANSIT COMMISSION

Route	RT dist (km) and date of last change	No. of					Run time					Term time					Avg spd					First dep NB or WB	First dep SB or EB	Last dep NB or WB	Last dep SB or EB										
		Veh type	Veh	Service interval	(min)	(min)	(km/h)	Veh type	Veh	Service interval	(min)	(min)	(km/h)	Veh type	Veh	Service interval	(min)	(min)	(km/h)	Veh type	Veh					Service interval	(min)	(min)	(km/h)						
<b>501 QUEEN</b>	Ron/Rus																																		
<b>Monday to Friday</b>	23-Nov-09	Monday-Friday morning peak period					Monday-Friday midday					Monday-Friday afternoon peak period					Monday-Friday early evening					Monday-Friday late evening													
501 Neville Park-Long Branch	48.86	ALRV	18	10 ' 20 "	180	6	16.3	ALRV	17	11 ' 45 "	184	16	15.9	ALRV	18	11 ' 20 "	190	14	15.4	ALRV	14	13 ' 30 "	185	4	15.8	ALRV	8	20 ' 00 "	160	0	18.3	510a	523a	1245a	1245a
501 Neville Park-Humber Loop	33.31	ALRV	13	10 ' 20 "	130	5	15.4	ALRV	12	11 ' 45 "	136	5	14.7	ALRV	13	11 ' 20 "	138	10	14.5	ALRV	11	13 ' 30 "	136	13	14.7	ALRV	6	20 ' 00 "	116	4	17.2	457a	500a	1255a	1257a
Combined/Average			31	5 ' 10 "					29	5 ' 53 "					31	5 ' 40 "					25	6 ' 45 "					14	10 ' 00 "							
<b>Saturday</b>	15-May-10	Saturday early morning					Saturday morning					Saturday afternoon					Saturday early evening					Saturday late evening													
501 Neville Park-Long Branch	48.86	ALRV	11	15 ' 00 "	155	10	18.9	ALRV	15	12 ' 30 "	176	12	16.7	ALRV	23	8 ' 40 "	188	12	15.6	ALRV	14	13 ' 00 "	170	12	17.2	ALRV	9.5	18 ' 00 "	160	11	18.3	457a	526a	1248a	1229a
501 Neville Park-Humber Loop	33.31	ALRV	8	15 ' 00 "	110	10	18.2	ALRV	11	12 ' 30 "	126	11	15.8	ALRV	17	8 ' 40 "	136	12	14.7	ALRV	10	13 ' 00 "	122	8	16.4	ALRV	6.5	18 ' 00 "	115	2	17.4	521a	500a	1257a	100a
Combined/Average			19	7 ' 30 "					26	6 ' 15 "					40	4 ' 20 "					24	6 ' 30 "					16	9 ' 00 "							
<b>Sunday</b>	09-May-10	Sunday early morning					Sunday morning					Sunday afternoon					Sunday early evening					Sunday late evening													
501 Neville Park-Long Branch	48.86	ALRV	8	20 ' 00 "	156	4	18.8	ALRV	11	16 ' 00 "	166	10	17.7	ALRV	17	11 ' 00 "	174	13	16.8	ALRV	10	18 ' 00 "	170	10	17.2	ALRV	9	19 ' 00 "	158	13	18.6	457a	526a	1242a	1239a
501 Neville Park-Humber Loop	33.31	ALRV	6	20 ' 00 "	110	10	18.2	ALRV	8	16 ' 00 "	120	8	16.7	ALRV	12	11 ' 00 "	126	6	15.9	ALRV	7	18 ' 00 "	122	4	16.4	ALRV	6	19 ' 00 "	112	2	17.8	525a	505a	1251a	1252a
Combined/Average			14	10 ' 00 "					19	8 ' 00 "					29	5 ' 30 "					17	9 ' 00 "					15	9 ' 30 "							
<b>301 QUEEN</b>	Ron/Rus																																		
<b>Overnight, 7 days a week</b>	22-Nov-09	Monday-Friday overnight					Saturday overnight					Sunday overnight																							
301 Neville Park-Long Branch	48.86	ALRV	5	30 ' 00 "	140	10	20.9	ALRV	5	30 ' 00 "	140	10	20.9	ALRV	5	30 ' 00 "	140	10	20.9																
<b>512 ST CLAIR</b>	Ron/Wil	Due to construction between Lansdowne and Keele, streetcars will run between St Clair Stn and Lansdowne. Buses will run between Keele and Oakwood.																																	
<b>Monday to Friday</b>	16-Feb-10	Monday-Friday morning peak period					Monday-Friday midday					Monday-Friday afternoon peak period					Monday-Friday early evening					Monday-Friday late evening													
512 St Clair Stn-Lansdowne	10.57	CLRV	18	2 ' 45 "	47	3	13.5	CLRV	10	4 ' 40 "	45	2	14.1	CLRV	14	4 ' 00 "	49	7	12.9	CLRV	8	5 ' 30 "	44	0	14.4	CLRV	5	8 ' 00 "	40	0	15.9	510a	505a	201a	150a
512 Keele-Oakwood	6.25	HF	8	4 ' 30 "	33	3	11.4	HF	8	4 ' 30 "	33	3	11.4	HF	8	4 ' 30 "	33	3	11.4	HF	6	5 ' 30 "	30	3	12.5	HF	4	8 ' 00 "	27	5	13.9	458a	500a	215a	202a
<b>Saturday</b>	20-Feb-10	Saturday early morning					Saturday morning					Saturday afternoon					Saturday early evening					Saturday late evening													
512 St Clair Stn-Lansdowne	10.57	CLRV	5	8 ' 00 "	40	0	15.9	CLRV	7	7 ' 00 "	44	5	14.4	CLRV	9	6 ' 00 "	47	7	13.5	CLRV	7	6 ' 15 "	42	2	15.1	CLRV	4	10 ' 00 "	40	0	15.9	510a	505a	201a	150a
512 Keele-Oakwood	6.25	HF	4	8 ' 00 "	30	2	12.5	HF	6	6 ' 15 "	33	4	11.3	HF	7	5 ' 10 "	33	4	11.5	HF	5	6 ' 15 "	30	1	12.5	HF	3	10 ' 00 "	27	3	13.9	458a	500a	213a	157a
<b>Sunday</b>	14-Feb-10	Sunday early morning					Sunday morning					Sunday afternoon					Sunday early evening					Sunday late evening													
512 St Clair Stn-Lansdowne	10.57	CLRV	4	9 ' 30 "	38	0	16.7	CLRV	6	8 ' 20 "	44	6	14.4	CLRV	7	7 ' 30 "	47	6	13.5	CLRV	5	8 ' 00 "	40	0	15.9	CLRV	4	10 ' 00 "	40	0	15.9	520a	501a	201a	150a
512 Keele-Oakwood	6.25	HF	3	9 ' 30 "	28	1	13.4	HF	5	7 ' 00 "	33	2	11.3	HF	6	6 ' 20 "	33	5	11.5	HF	4	8 ' 00 "	30	2	12.5	HF	3	10 ' 00 "	27	3	13.9	506a	454a	213a	157a
<b>312 ST CLAIR</b>	Arw																																		
<b>Overnight, 7 days a week</b>	18-Feb-07	Monday-Friday overnight					Saturday overnight					Sunday overnight																							
312 St Clair Stn-Jane Stn	21.71	HF	2	30 ' 00 "	60	0	21.7	HF	2	30 ' 00 "	60	0	21.7	HF	2	30 ' 00 "	60	0	21.7																



## SERVICE SUMMARY

May 9 to June 19, 2010

TORONTO TRANSIT COMMISSION

Route	RT dist (km) and date of last change	No. of Veh	Service interval	Run time (min)	Term time (min)	Avg spd (km/h)	No. of Veh	Service interval	Run time (min)	Term time (min)	Avg spd (km/h)	No. of Veh	Service interval	Run time (min)	Term time (min)	Avg spd (km/h)	No. of Veh	Service interval	Run time (min)	Term time (min)	Avg spd (km/h)	First dep NB or WB	First dep SB or EB	Last dep NB or WB	Last dep SB or EB											
<b>510 SPADINA</b>		Rus																																		
<b>Monday to Friday</b>		08-Sep-09																																		
		Monday-Friday morning peak period						Monday-Friday midday						Monday-Friday afternoon peak period						Monday-Friday early evening						Monday-Friday late evening										
510 Spadina Stn-Queens Quay	8.06	Operates earlier trips to Queens Quay and Spadina																																		
510 Spadina Stn-Union Stn	12.33	CLR	7	7' 30"	50	2	14.8	CLR	9	5' 40"	51	0	14.5	CLR	9	6' 00"	54	0	13.7	CLR	9	6' 00"	54	0	13.7	CLR	8	6' 00"	45	3	16.4	515a 145a	500a 130a	616a 230a	600a 215a	
510 Spadina Stn-King	6.31	CLR	8	3' 45"	28	2	13.5	CLR	12	2' 50"	28	6	13.5	CLR	12	3' 00"	31	5	12.2	CLR	12	3' 00"	31	5	12.2											
Combined/Average			15	2' 30"					21	1' 53"					21	2' 00"					21	2' 00"					8	6' 00"								
		Every 3rd car operates to Union Stn						Every 3rd car operates to Union Stn						Every 3rd car operates to Union Stn						Every 3rd car operates to Union Stn																
<b>Saturday</b>		15-May-10																																		
		Saturday early morning						Saturday morning						Saturday afternoon						Saturday early evening						Saturday late evening										
510 Spadina Stn-Queens Quay	8.06	Operates earlier trips to Queens Quay and Spadina																																		
510 Spadina Stn-Union Stn	12.33	CLR	7	6' 17"	44	0	16.8	CLR	12	5' 00"	60	0	12.3	CLR	10	6' 00"	60	0	12.3	CLR	10	6' 00"	60	0	12.3	CLR	8	6' 00"	44	4	16.8	515a 923a 145a	500a 903a 130a	600a 901p 230a	530a 840p 215a	
Combined/Average			7	6' 17"					20	2' 30"					24	2' 00"					24	2' 00"					8	6' 00"								
								Every 3rd car operates to Union Stn						Every 3rd car operates to Union Stn																						
<b>Sunday</b>		09-May-10																																		
		Sunday early morning						Sunday morning						Sunday afternoon						Sunday early evening						Sunday late evening										
510 Spadina Stn-Queens Quay	8.06	Operates earlier trips to Queens Quay and Spadina																																		
510 Spadina Stn-Union Stn	12.33	CLR	3	15' 00"	44	1	16.8	CLR	9	6' 40"	60	0	12.3	CLR	9	6' 40"	60	0	12.3	CLR	9	6' 00"	54	0	13.7	CLR	8	6' 00"	44	4	16.8	515a 917a 145a	500a 857a 130a	600a 902p 230a	530a 839p 215a	
Combined/Average			3	15' 00"					21	2' 13"					21	2' 13"					16	3' 00"					8	6' 00"								
								Every 3rd car operates to Union Stn						Every 3rd car operates to Union Stn																						
<b>535 STANDBY CARS</b>		Ron/Rus																																		
<b>Monday to Friday</b>		10-May-10																																		
Standby cars								Monday-Friday afternoon peak period						Monday-Friday early evening																						
								CLR						CLR																						
								2 Russell carhouse						2 Roncesvalles carhouse																						





## SERVICE SUMMARY

May 9 to June 19, 2010

TORONTO TRANSIT COMMISSION

Route	RT dist (km) and date of last change	No. of Veh type	Service interval	Run time (min)	Term time (min)	Avg spd (km/h)	No. of Veh type	Service interval	Run time (min)	Term time (min)	Avg spd (km/h)	No. of Veh type	Service interval	Run time (min)	Term time (min)	Avg spd (km/h)	No. of Veh type	Service interval	Run time (min)	Term time (min)	Avg spd (km/h)	First dep NB or WB	First dep SB or EB	Last dep NB or WB	Last dep SB or EB														
<b>ALL SERVICES</b>																																							
<b>192 AIRPORT ROCKET</b>	Qsy																																						
<b>Monday to Friday</b>	10-May-10	Monday-Friday morning peak period					Monday-Friday midday					Monday-Friday afternoon peak period					Monday-Friday early evening					Monday-Friday late evening																	
192 Kipling Stn-Pearson Airport	28.36	LF	5	10'00"	41	9	41.5	LF	5	10'20"	41	11	41.5	LF	5	10'20"	41	11	41.5	LF	5	9'00"	37	8	46.0	LF	2	20'00"	34	6	50.0	518a	540a	215a	201a				
																									After 12:00 Midnight														
<b>Saturday</b>	15-May-10	Saturday early morning					Saturday morning					Saturday afternoon					Saturday early evening					Saturday late evening																	
192 Kipling Stn-Pearson Airport	28.36	LF	4	10'00"	36	4	47.3	LF	4	10'00"	36	4	47.3	LF	4	10'00"	36	4	47.3	LF	4	10'00"	36	4	47.3	LF	2	20'00"	34	6	50.0	518a	541a	215a	159a				
																									After 12:00 Midnight														
<b>Sunday</b>	09-May-10	Sunday early morning					Sunday morning					Sunday afternoon					Sunday early evening					Sunday late evening																	
192 Kipling Stn-Pearson Airport	28.36	LF	3	13'00"	34	5	50.0	LF	3	13'00"	34	5	50.0	LF	4	10'00"	36	4	47.3	LF	4	10'00"	36	4	47.3	LF	2	20'00"	34	6	50.0	800a	821a	215a	159a				
																									After 12:00 Midnight														
Overnight service to Pearson Airport provided by 300A BLOOR-DANFORTH																																							
<b>117 ALNESS</b>	Wil																																						
<b>Monday to Friday</b>	23-Nov-09	Monday-Friday morning peak period					Monday-Friday midday					Monday-Friday afternoon peak period																											
117 Downsview Stn-Steeles via Flint Rd and Alness	12.4	HF	5	8'00"	40	0	18.5						HF	4	12'00"	48	0	15.4								520a	537a	848a	909a										
117A Downsview Stn-Steeles via Martin Ross and Alness	11.2						HF	2	20'00"	40	0	16.8													240p	256p	700p	722p											
																									Operates WB via busway, NB via Alness in the AM peak and Midday. Operates SB via Alness and EB via busway in the PM peak.														
<b>99 ARROW RD</b>	Arw																																						
<b>Monday to Friday</b>	17-Feb-09	Monday-Friday morning peak period					Monday-Friday midday					Monday-Friday afternoon peak period					Monday-Friday early evening					Monday-Friday late evening																	
99 Arrow Rd-Jane	8.00	See 84A SHEPPARD WEST					LF	1	20'00"	20	0	24.0	See 84A SHEPPARD WEST					LF	1	20'00"	20	0	24.0	LF	1	20'00"	20	0	24.0	LF	1	20'00"	20	0	24.0	400a	412a	540a	552a
																									600p		1012p		1042p		1054p								
<b>Saturday</b>	02-Apr-05	Saturday early morning					Saturday morning					Saturday afternoon					Saturday early evening					Saturday late evening																	
99 Arrow Rd-Jane	8.00	LF	1	20'00"	20	0	24.0	LF	1	20'00"	20	0	24.0	LF	1	20'00"	20	0	24.0	LF	1	20'00"	20	0	24.0	LF	1	20'00"	20	0	24.0	400a	412a	1042p	1054p				
<b>Sunday</b>	27-Mar-05	Sunday early morning					Sunday morning					Sunday afternoon					Sunday early evening					Sunday late evening																	
99 Arrow Rd-Jane	8.00	LF	1	15'00"	15	0	32.0	LF	1	20'00"	20	0	24.0	LF	1	20'00"	20	0	24.0	LF	1	20'00"	20	0	24.0	LF	1	20'00"	20	0	24.0	400a	409a	1020p	1032p				
<b>5 AVENUE RD</b>	MtD																																						
<b>Monday to Friday</b>	24-Nov-08	Monday-Friday morning peak period					Monday-Friday midday					Monday-Friday afternoon peak period					Monday-Friday early evening					Monday-Friday late evening																	
5 Eglinton Stn-Queen's Park	11.92	LF	4	12'00"	48	0	14.9						LF	3	16'00"	48	0	14.9	LF	1.5	30'00"	45	0	15.9	LF	1.5	30'00"	45	0	15.9	618a	554a	916a	848a					
5C Eglinton Stn-Gerrard	13.39						LF	2	30'00"	51	9	15.8													312p	300p	1252a	100a											
																									925a		900a		255p		230p								
															Alternates trips with 56 LEASIDE					Alternates trips with 56 LEASIDE																			
<b>Saturday</b>	29-Nov-08	Saturday early morning					Saturday morning					Saturday afternoon					Saturday early evening					Saturday late evening																	
5 Eglinton Stn-Queen's Park	11.92	LF	2	20'00"	40	0	17.9	LF	2	20'00"	40	0	17.9	LF	2	20'00"	40	0	17.9	LF	1.5	30'00"	40	5	17.9	LF	1.5	30'00"	45	0	15.9	600a	540a	1252a	100a				
															Alternates trips with 56 LEASIDE					Alternates trips with 56 LEASIDE																			
<b>Sunday</b>	23-Nov-08	Sunday morning					Sunday afternoon					Sunday early evening					Sunday late evening																						
5 Eglinton Stn-Queen's Park	11.92						LF	1.5	30'00"	40	5	17.9						LF	1.5	30'00"	40	5	17.9	LF	1.5	30'00"	40	5	17.9	LF	1.5	30'00"	45	0	15.9	835a	815a	105a	115a
															Alternates trips with 56 LEASIDE					Alternates trips with 56 LEASIDE					Alternates trips with 56 LEASIDE														



## SERVICE SUMMARY

May 9 to June 19, 2010

TORONTO TRANSIT COMMISSION

Route	RT dist (km) and date of last change	No. of Veh	Service interval	Run time (min)	Term time (min)	Avg spd (km/h)	No. of Veh	Service interval	Run time (min)	Term time (min)	Avg spd (km/h)	No. of Veh	Service interval	Run time (min)	Term time (min)	Avg spd (km/h)	No. of Veh	Service interval	Run time (min)	Term time (min)	Avg spd (km/h)	No. of Veh	Service interval	Run time (min)	Term time (min)	Avg spd (km/h)	First dep NB or WB	First dep SB or EB	Last dep NB or WB	Last dep SB or EB					
<b>61 AVENUE RD NORTH &amp; Monday to Friday</b>	Wil 29-Mar-10	Monday-Friday morning peak period						Monday-Friday midday					Monday-Friday afternoon peak period					Monday-Friday early evening					Monday-Friday late evening												
61A Eglinton Stn-Highway 401	10.85	LF	4	12' 00"	44	4	14.8	LF	3	15' 00"	40	5	16.3	LF	4	12' 00"	44	4	14.8	LF	2	20' 00"	40	0	16.3	LF	1.5	30' 00"	35	5	18.6	552a	526a	120a	107a
<b>Saturday</b>	29-Nov-08	Saturday early morning						Saturday morning					Saturday afternoon					Saturday early evening					Saturday late evening												
61A Eglinton Stn-Highway 401	10.85	LF	1.5	30' 00"	35	5	18.4	LF	2	20' 00"	40	0	16.3	LF	2	20' 00"	40	0	16.3	LF	1.5	30' 00"	35	5	18.6	LF	1.5	30' 00"	35	5	18.6	540a	558a	100a	1247a
		Alternates trips with 51 LESLIE						Alternates trips with 51 LESLIE						Alternates trips with 51 LESLIE						Alternates trips with 51 LESLIE															
<b>Sunday</b>	23-Nov-08	Sunday early morning						Sunday morning					Sunday afternoon					Sunday early evening					Sunday late evening												
61A Eglinton Stn-Highway 401	10.85	LF	2	20' 00"	40	0	16.3	LF	2	20' 00"	40	0	16.3	LF	2	20' 00"	40	0	16.3	LF	1.5	30' 00"	35	5	18.6	LF	1.5	30' 00"	35	5	18.6	805a	748a	100a	1247a
		Alternates trips with 51 LESLIE						Alternates trips with 51 LESLIE						Alternates trips with 51 LESLIE						Alternates trips with 51 LESLIE															
<b>511 BATHURST Monday to Friday</b>	Ron 10-May-10	Monday-Friday morning peak period						Monday-Friday midday					Monday-Friday afternoon peak period					Monday-Friday early evening					Monday-Friday late evening												
511 Bathurst Stn-Exhibition	9.41	CLRV	9	5' 00"	41	4	13.8	CLRV	9	5' 00"	42	3	13.4	CLRV	9	5' 20"	42	6	13.4	CLRV	5	8' 00"	40	0	14.1	CLRV	5	8' 00"	36	4	15.7	520a	520a	130a	127a
<b>Saturday</b>	15-May-10	Saturday early morning						Saturday morning					Saturday afternoon					Saturday early evening					Saturday late evening												
511 Bathurst Stn-Exhibition	9.41	CLRV	7	6' 00"	40	2	14.1	CLRV	8	5' 30"	40	4	14.1	CLRV	8	5' 30"	40	4	14.1	CLRV	7	6' 30"	39	7	14.7	CLRV	6	7' 00"	36	6	15.7	523a	501a	130a	127a
<b>Sunday</b>	09-May-10	Sunday morning						Sunday afternoon					Sunday early evening					Sunday late evening																	
511 Bathurst Stn-Exhibition	9.41	ALRV	6	7' 30"	39	6	14.5	ALRV	7	6' 30"	39	7	14.5	ALRV	6	6' 40"	36	4	15.7	ALRV	5	8' 00"	36	4	15.7	ALRV	5	8' 00"	36	4	15.7	850a	828a	130a	127a
		Overnight service on Bathurst Street provided by 310 BATHURST																																	
<b>7 BATHURST &amp; Monday to Friday</b>	Wil 29-Mar-10	Monday-Friday morning peak period						Monday-Friday midday					Monday-Friday afternoon peak period					Monday-Friday early evening					Monday-Friday late evening												
7 Bathurst Stn to Steeles	29.74	LF	21	5' 30"	114	2	15.7	LF	17	6' 30"	108	3	16.5	LF	18	6' 40"	116	4	15.4	LF	12	7' 30"	86	4	20.7	LF	7	12' 00"	81	3	22.0	527a	440a	140a	1251a
<b>Saturday</b>	27-Jun-09	Saturday early morning						Saturday morning					Saturday afternoon					Saturday early evening					Saturday late evening												
7 Bathurst Stn to Steeles	29.74	LF	9	10' 00"	86	4	20.7	LF	12	8' 30"	98	4	18.2	LF	16	6' 30"	98	6	18.2	LF	10	9' 00"	87	3	20.5	LF	7	12' 00"	81	3	22.0	527a	440a	147a	1251a
<b>Sunday</b>	21-Jun-09	Sunday morning						Sunday afternoon					Sunday early evening					Sunday late evening																	
7 Bathurst Stn to Steeles	29.74	LF	11	9' 00"	94	5	19.0	LF	15	6' 30"	94	4	19.0	LF	10	9' 00"	86	4	20.7	LF	7	12' 00"	78	6	22.9	LF	7	12' 00"	78	6	22.9	850a	800a	135a	1250a
<b>310 BATHURST &amp; Overnight, 7 days a week</b>	Wil 03-Jan-10	Monday-Friday overnight						Saturday overnight					Sunday overnight																						
310 Exhibition-Steeles	38.79	LF	3	30' 00"	90	0	25.9	LF	3	30' 00"	90	0	25.9	LF	3	30' 00"	90	0	25.9	LF	3	30' 00"	90	0	25.9	LF	3	30' 00"	90	0	25.9				
<b>160 BATHURST NORTH Monday to Friday</b>	Wil 06-Sep-05	Monday-Friday morning peak period						Monday-Friday midday					Monday-Friday afternoon peak period					Monday-Friday early evening					Monday-Friday late evening												
160 Wilson Stn-Centre St	22.58	HF	4	20' 00"	77	3	17.6	HF	3	25' 00"	72	3	18.8	HF	4	21' 00"	84	0	16.1	HF	3	30' 00"	71	19	19.1	HF	3	30' 00"	71	19	19.1	523a	603a	930p	1006p
<b>Saturday</b>	10-Sep-05	Saturday early morning						Saturday morning					Saturday afternoon					Saturday early evening					Saturday late evening												
160 Wilson Stn-Centre St	22.58	HF	3	24' 00"	69	3	19.6	HF	3	24' 00"	69	3	19.6	HF	3	24' 00"	69	3	19.6	HF	3	24' 00"	69	3	19.6	HF	3	24' 00"	69	3	19.6	515a	557a	600p	618p
160A Wilson Stn-Steeles	16.87	HF	1	40' 00"	40	0	25.3	HF	1	40' 00"	40	0	25.3	HF	1	40' 00"	40	0	25.3	HF	1	40' 00"	40	0	25.3	HF	1	40' 00"	40	0	25.3	624p	645p	925p	945p
<b>Sunday</b>	04-Sep-05	Sunday early morning						Sunday morning					Sunday afternoon					Sunday early evening					Sunday late evening												
160 Wilson Stn-Centre St	22.58	HF	3	24' 00"	69	3	19.6	HF	3	24' 00"	69	3	19.6	HF	3	24' 00"	69	3	19.6	HF	3	24' 00"	69	3	19.6	HF	3	24' 00"	69	3	19.6	803a	845a	705p	720p
160A Wilson Stn-Steeles	16.87	HF	1	40' 00"	40	0	25.3	HF	1	40' 00"	40	0	25.3	HF	1	40' 00"	40	0	25.3	HF	1	40' 00"	40	0	25.3	HF	1	40' 00"	40	0	25.3	725p	745p	925p	945p



## SERVICE SUMMARY

May 9 to June 19, 2010

TORONTO TRANSIT COMMISSION

Route	RT dist (km) and date of last change	Veh type	No. of Veh	Service interval	Run time (min)	Term time (min)	Avg spd (km/h)	Veh type	No. of Veh	Service interval	Run time (min)	Term time (min)	Avg spd (km/h)	Veh type	No. of Veh	Service interval	Run time (min)	Term time (min)	Avg spd (km/h)	Veh type	No. of Veh	Service interval	Run time (min)	Term time (min)	Avg spd (km/h)	First dep NB or WB	First dep SB or EB	Last dep NB or WB	Last dep SB or EB										
<b>6 BAY</b>	MtD																																						
<b>Monday to Friday</b>	29-Mar-10		Monday-Friday morning peak period				Monday-Friday midday				Monday-Friday afternoon peak period				Monday-Friday early evening				Monday-Friday late evening																				
6 Dupont-Queens Quay & Jarvis via Ferry Docks	11.49	HF	9	6 ' 30 "	55	4	12.5	HF	5	12 ' 00 "	60	0	11.5	HF	6	10 ' 30 "	60	3	11.5	HF	3	17 ' 00 "	51	0	13.5	HF	2	24 ' 00 "	48	0	14.4	535a	508a	119a	1255a				
6A Bloor (Davenport/Yonge)-Queens Quay & Yonge	10.61													HF	5	10 ' 30 "	48	5	13.3													326p	258p	615p	546p				
6B Bloor (Davenport/Yonge)-Dundas	4.36	HF	4	6 ' 30 "	25	1	10.5																									743a	730a	914a	901a				
Combined/Average			13	3 ' 15 "					5	12 ' 00 "				11	5 ' 15 "					3	17 ' 00 "					2	24 ' 00 "												
<b>Saturday</b>	29-Nov-08		Saturday early morning				Saturday morning				Saturday afternoon				Saturday early evening				Saturday late evening																				
6 Dupont-Queens Quay & Jarvis via Ferry Docks	11.49	HF	2	30 ' 00 "	60	0	11.5	HF	4	15 ' 00 "	60	0	11.5	HF	4	15 ' 00 "	60	0	11.5	HF	3	17 ' 00 "	50	1	13.8	HF	2	24 ' 00 "	48	0	14.4	530a	507a	119a	1255a				
<b>Sunday</b>	23-Nov-08		Sunday early morning				Sunday morning				Sunday afternoon				Sunday early evening				Sunday late evening																				
6 Dupont-Queens Quay & Jarvis via Ferry Docks	11.49	HF	2	30 ' 00 "	60	0	11.5	HF	4	15 ' 00 "	60	0	11.5	HF	4	15 ' 00 "	60	0	11.5	HF	3	17 ' 00 "	50	1	13.8	HF	2	24 ' 00 "	48	0	14.4	530a	507a	119a	1255a				
<b>11 BAYVIEW &amp; 28 DAVISVILLE &amp;</b>	Wil																																						
<b>Monday to Friday</b>	29-Mar-10		Monday-Friday morning peak period				Monday-Friday midday				Monday-Friday afternoon peak period				Monday-Friday early evening				Monday-Friday late evening																				
11 Davisville Stn-Steeles via Sunnybrook	28.36	LF	9.5	12 ' 00 "	112	2	15.2	LF	8	12 ' 00 "	91	5	18.7	LF	7	15 ' 00 "	104	1	16.4	LF	3.5	20 ' 00 "	70	0	24.3	LF	3	30 ' 00 "	66	24	25.8	518a	600a	109a	104a				
11 Davisville Stn-Steeles via Sunnybrook	28.36		1	Trippler																																			
11C Davisville Stn-Sunnybrook	8.64													LF	1.5	20 ' 00 "	30	0	17.3	LF	1	30 ' 00 "	27	3	19.2									730p	747p	1255a	1239a		
28 Davisville Stn-Bayview	4.38	LF	2.5	12 ' 00 "	28	2	9.4							LF	2	15 ' 00 "	25	5	10.5															709a	722a	924a	914a		
Combined/Average			13	6 ' 00 "					8	12 ' 00 "				9	7 ' 30 "					5	10 ' 00 "					4	15 ' 00 "							348p	337p	603p	607p		
<b>Saturday</b>	15-May-10		Saturday early morning				Saturday morning				Saturday afternoon				Saturday early evening				Saturday late evening																				
11 Davisville Stn-Steeles via Sunnybrook	28.36	LF	3.5	24 ' 00 "	77	7	22.1	LF	3.5	24 ' 00 "	80	4	21.3	LF	3.5	24 ' 00 "	80	4	21.3	LF	5	16 ' 00 "	80	0	21.3	LF	3	24 ' 00 "	66	6	25.8	617a	639a	106a	1251a				
11C Davisville Stn-Sunnybrook	8.64	LF	1.5	24 ' 00 "	27	9	19.2	LF	1.5	24 ' 00 "	36	0	14.4	LF	1.5	24 ' 00 "	36	0	14.4															535a	556a	543p	601p		
28A Davisville Stn-Brick Works	7.55	LF	1	30 ' 00 "	30	0	15.1	LF	1	30 ' 00 "	30	0	15.1	LF	1	30 ' 00 "	30	0	15.1																745a	730a	315p	300p	
Combined/Average			6	8 ' 34 "					6	8 ' 34 "				6	8 ' 34 "					5	16 ' 00 "					3	24 ' 00 "												
<b>Sunday</b>	23-Nov-08		Sunday early morning				Sunday morning				Sunday afternoon				Sunday early evening				Sunday late evening																				
11 Davisville Stn-Steeles via Sunnybrook	28.36							LF	2	35 ' 00 "	70	0	24.3	LF	3.5	20 ' 00 "	70	0	24.3	LF	3.5	20 ' 00 "	70	0	24.3	LF	3	24 ' 00 "	66	6	25.8	730a	805a	106a	1251a				
11C Davisville Stn-Sunnybrook	8.64	LF	2	15 ' 00 "	30	0	17.3	LF	1	35 ' 00 "	30	5	17.3	LF	1.5	20 ' 00 "	30	0	17.3	LF	1.5	20 ' 00 "	30	0	17.3											550a	605a	1025p	1000p
Combined/Average									3	17 ' 30 "				5	10 ' 00 "					5	10 ' 00 "					3	24 ' 00 "												



## SERVICE SUMMARY

May 9 to June 19, 2010

TORONTO TRANSIT COMMISSION

Route	RT dist (km) and date of last change	No. of Veh	Service interval	Run time (min)	Term time (min)	Avg spd (km/h)	No. of Veh	Service interval	Run time (min)	Term time (min)	Avg spd (km/h)	No. of Veh	Service interval	Run time (min)	Term time (min)	Avg spd (km/h)	No. of Veh	Service interval	Run time (min)	Term time (min)	Avg spd (km/h)	First dep NB or WB	First dep SB or EB	Last dep NB or WB	Last dep SB or EB										
<b>9 BELLAMY &amp; Scarborough Centre Stn</b>	Bir 08-Sep-09	5	15' 00"	72	3	21.9	3	21' 40"	65	0	24.3	5	15' 00"	72	3	21.9	2	30' 00"	60	0	26.3	2	30' 00"	60	0	26.3	500a	513a	100a	100a					
<b>Monday to Friday</b>		Monday-Friday morning peak period					Monday-Friday midday					Monday-Friday afternoon peak period					Monday-Friday early evening					Monday-Friday late evening													
<b>Saturday</b>	10-Jan-09	Saturday early morning					Saturday morning					Saturday afternoon					Saturday early evening					Saturday late evening													
9 Warden Stn-Scarborough Centre Stn	26.28	LF	2	30' 00"	60	0	26.3	LF	2	30' 00"	60	0	26.3	LF	2	30' 00"	60	0	26.3	LF	2	30' 00"	60	0	26.3	LF	2	30' 00"	60	0	26.3	630a	700a	100a	100a
<b>Sunday</b>	04-Jan-09	Sunday morning					Sunday afternoon					Sunday early evening					Sunday late evening																		
9 Warden Stn-Scarborough Centre Stn	26.28	LF	2	30' 00"	60	0	26.3	LF	2	30' 00"	60	0	26.3	LF	2	30' 00"	60	0	26.3	LF	2	30' 00"	60	0	26.3	LF	2	30' 00"	60	0	26.3	930a	1000a	100a	100a
<b>17 BIRCHMOUNT &amp; Monday to Friday</b>	Egl 29-Mar-10	Service outside Toronto north of Steeles Avenue is provided under contract to York Region																																	
<b>Monday to Friday</b>		Monday-Friday morning peak period					Monday-Friday midday					Monday-Friday afternoon peak period					Monday-Friday early evening					Monday-Friday late evening													
17 Warden Stn-Steeles	27.37	LF	11	7' 00"	74	3	22.3	LF	5	15' 30"	78	0	21.2	LF	4	18' 45"	75	0	21.9	LF	6	12' 00"	72	0	22.8	LF	3	22' 00"	66	0	24.9	559a	457a	107a	1250a
17A Warden Stn-14th Ave	32.57	LF	1	21' 00"	96	2	20.4	LF	5	18' 45"	91	2	21.4	LF	5	18' 45"	91	2	21.4	LF	6	12' 00"	72	0	22.8	LF	3	22' 00"	66	0	24.9	514a	538a	621p	704p
Combined/Average		12 7' 00"					17 loops via Wintermute					9 9' 23"					17 loops via Wintermute					Every 3rd 17 operates as a 17A													
<b>Saturday</b>	29-Nov-08	Saturday early morning					Saturday morning					Saturday afternoon					Saturday early evening					Saturday late evening													
17 Warden Stn-Steeles	27.37	LF	3	20' 00"	60	0	27.4	LF	4	18' 00"	72	0	22.8	LF	4	18' 00"	72	0	22.8	LF	3	22' 00"	66	0	24.9	LF	3	22' 00"	66	0	24.9	518a	552a	105a	1250a
<b>Sunday</b>	23-Nov-08	Sunday morning					Sunday afternoon					Sunday early evening					Sunday late evening																		
17 Warden Stn-Steeles	27.37	LF	3	24' 00"	72	0	22.8	LF	3	24' 00"	72	0	22.8	LF	2	30' 00"	60	0	27.4	LF	2	30' 00"	60	0	27.4	LF	2	30' 00"	60	0	27.4	832a	839a	100a	1230a
<b>2 BLOOR-DANFORTH SUBWAY &amp; Monday to Friday</b>	DanSub 08-Sep-09	Monday-Friday morning peak period					Monday-Friday midday					Monday-Friday afternoon peak period					Monday-Friday early evening					Monday-Friday late evening													
2 Kipling Stn-Kennedy Stn	52.46	6carHT	42	2' 24"	101	0	31.2	6carHT	22	4' 39"	102	0	30.8	6carHT	39	2' 34"	100	0	31.4	6carHT	24	4' 04"	98	0	32.3	6carHT	20	4' 52"	97	0	32.4	543a	541a	131a	131a
<b>Saturday</b>	19-May-07	Saturday early morning					Saturday morning					Saturday afternoon					Saturday early evening					Saturday late evening													
2 Kipling Stn-Kennedy Stn	52.46	6carHT	20	4' 52"	97	0	32.3	6carHT	20	4' 52"	97	0	32.3	6carHT	21	4' 43"	99	0	31.8	6carHT	20	4' 52"	97	0	32.3	6carHT	20	4' 52"	97	0	32.3	549a	549a	131a	131a
<b>Sunday</b>	13-May-07	Sunday morning					Sunday afternoon					Sunday early evening					Sunday late evening																		
2 Kipling Stn-Kennedy Stn	52.46	6carHT	20	4' 52"	97	0	32.3	6carHT	20	4' 52"	97	0	32.3	6carHT	20	4' 52"	97	0	32.3	6carHT	20	4' 52"	97	0	32.3	6carHT	20	4' 52"	97	0	32.3	849a	849a	131a	131a
<b>300 BLOOR-DANFORTH &amp; Overnight, 7 days a week</b>	MtD/Bir/ Egl/Osy 10-May-09	Monday-Friday overnight					Saturday overnight					Sunday overnight					Sunday Morning																		
300 Warden-West Mall	50.95	LF	4	30' 00"	120	0	25.5	LF	4	30' 00"	120	0	25.5	LF	4	30' 00"	120	0	25.5	LF	9	13' 30"	120	1	25.5										
300A Warden-Pearson Airport	75.97	LF	5	30' 00"	150	0	30.4	LF	5	30' 00"	150	0	30.4	LF	5	30' 00"	150	0	30.4	LF	11	13' 30"	140	8	32.5										
Combined/Average		9 15' 00"					9 15' 00"					9 15' 00"					20 6' 45"																		



## SERVICE SUMMARY

May 9 to June 19, 2010

TORONTO TRANSIT COMMISSION

Route	RT dist (km) and date of last change	No. of Veh	Service interval	Run time (min)	Term time (min)	Avg spd (km/h)	No. of Veh	Service interval	Run time (min)	Term time (min)	Avg spd (km/h)	No. of Veh	Service interval	Run time (min)	Term time (min)	Avg spd (km/h)	No. of Veh	Service interval	Run time (min)	Term time (min)	Avg spd (km/h)	No. of Veh	Service interval	Run time (min)	Term time (min)	Avg spd (km/h)	First dep NB or WB	First dep SB or EB	Last dep NB or WB	Last dep SB or EB					
<b>49 BLOOR WEST &amp;</b>	Qsy																																		
<b>Monday to Friday</b>	29-Mar-10	Monday-Friday morning peak period						Monday-Friday midday						Monday-Friday afternoon peak period						Monday-Friday early evening						Monday-Friday late evening									
49 Kipling Stn-Markland Wood	9.40	LF	4	7 ' 30 "	28	2	20.1	LF	2	15 ' 00 "	22	8	25.6	LF	3	10 ' 00 "	30	0	18.8	LF	2	15 ' 00 "	24	6	23.5	LF	1	30 ' 00 "	30	0	18.8	600a	540a	121a	131a
<b>Saturday</b>	20-Feb-10	Saturday early morning						Saturday morning						Saturday afternoon						Saturday early evening						Saturday late evening									
49 Kipling Stn-Markland Wood	9.40	LF	1	20 ' 00 "	20	0	28.2	LF	1	24 ' 00 "	22	2	25.6	LF	1	24 ' 00 "	22	2	25.6	LF	1	30 ' 00 "	22	8	25.6	LF	1	30 ' 00 "	22	8	25.6	606a	545a	120a	130a
<b>Sunday</b>	14-Feb-10	Sunday morning						Sunday afternoon						Sunday early evening						Sunday late evening															
49 Kipling Stn-Markland Wood	9.40	LF	1	30 ' 00 "	22	8	25.6	LF	1	30 ' 00 "	22	8	25.6	LF	1	30 ' 00 "	22	8	25.6	LF	1	30 ' 00 "	22	8	25.6	LF	1	30 ' 00 "	22	8	25.6	920a	900a	120a	130a
Overnight service east of West Mall provided by 300 BLOOR-DANFORTH																																			
<b>21 BRIMLEY &amp;</b>	Mal																																		
<b>Monday to Friday</b>	29-Mar-10	Monday-Friday morning peak period						Monday-Friday midday						Monday-Friday afternoon peak period						Monday-Friday early evening						Monday-Friday late evening									
21 Kennedy Stn-Steeles	27.49	LF	4	20 ' 00 "	80	0	20.6	LF	4	20 ' 00 "	80	0	20.6	LF	4	20 ' 00 "	76	4	21.7	LF	3	30 ' 00 "	76	14	21.7	LF	3	30 ' 00 "	76	14	21.7	900a	840a	100a	108a
21A Kennedy Stn-Scarborough Centre Stn	13.24	LF	3	13 ' 20 "	40	0	19.9	LF	4	10 ' 00 "	40	0	20.1	LF	4	10 ' 00 "	40	0	20.1	LF	4	10 ' 00 "	40	0	20.1	LF	3	30 ' 00 "	76	14	21.7	525a	505a	630p	620p
21B Scarborough Centre Stn-Steeles	14.23	LF	6	6 ' 40 "	40	0	21.3	LF	5	8 ' 00 "	40	0	21.3	LF	5	8 ' 00 "	40	0	21.3	LF	5	8 ' 00 "	40	0	21.3	LF	3	30 ' 00 "	76	14	21.7	537a	520a	650p	720p
Combined/Average			9						9																										
<b>Saturday</b>	03-Apr-10	Saturday early morning						Saturday morning						Saturday afternoon						Saturday early evening						Saturday late evening									
21 Kennedy Stn-Steeles	27.49	LF	3	30 ' 00 "	76	14	21.7	LF	4	20 ' 00 "	76	4	21.7	LF	5	16 ' 00 "	76	4	21.7	LF	4	20 ' 00 "	76	4	21.7	LF	3	30 ' 00 "	76	14	21.7	557a	640a	100a	105a
<b>Sunday</b>	28-Mar-10	Sunday early morning						Sunday morning						Sunday afternoon						Sunday early evening						Sunday late evening									
21 Kennedy Stn-Steeles	27.49	LF	3	30 ' 00 "	76	14	21.7	LF	3	30 ' 00 "	76	14	21.7	LF	4	20 ' 00 "	76	4	21.7	LF	3	30 ' 00 "	76	14	21.7	LF	3	30 ' 00 "	76	14	21.7	757a	810a	100a	105a
<b>8 BROADVIEW &amp;</b>	Bir																																		
<b>Monday to Friday</b>	24-Nov-08	Monday-Friday morning peak period						Monday-Friday midday						Monday-Friday afternoon peak period						Monday-Friday early evening						Monday-Friday late evening									
8 Broadview Stn-Coxwell	8.38	LF	1	30 ' 00 "	30	0	16.8	LF	1	30 ' 00 "	30	0	16.8	LF	1	30 ' 00 "	30	0	16.8	LF	1	30 ' 00 "	30	0	16.8	LF	1	30 ' 00 "	24	6	21.0	630a	615a	1255a	115a
<b>Saturday</b>	29-Nov-08	Saturday early morning						Saturday morning						Saturday afternoon						Saturday early evening						Saturday late evening									
8 Broadview Stn-Coxwell	8.38	LF	1	30 ' 00 "	30	0	16.8	LF	1	30 ' 00 "	30	0	16.8	LF	1	30 ' 00 "	30	0	16.8	LF	1	30 ' 00 "	24	6	21.0	LF	1	30 ' 00 "	24	6	21.0	630a	615a	1255a	115a
<b>Sunday</b>	23-Nov-08	Sunday morning						Sunday afternoon						Sunday early evening						Sunday late evening															
8 Broadview Stn-Coxwell	8.38	LF	1	30 ' 00 "	24	6	21.0	LF	1	30 ' 00 "	24	6	21.0	LF	1	30 ' 00 "	24	6	21.0	LF	1	30 ' 00 "	24	6	21.0	LF	1	30 ' 00 "	24	6	21.0	903a	845a	1255a	115a
<b>50 BURNHAMTHORPE &amp;</b>	Qsy																																		
<b>Monday to Friday</b>	04-Jan-10	Monday-Friday morning peak period						Monday-Friday midday						Monday-Friday afternoon peak period						Monday-Friday early evening						Monday-Friday late evening									
50 Islington Stn-Mill Rd	11.44	LF	5	8 ' 00 "	40	0	17.2	LF	2	20 ' 00 "	36	4	19.1	LF	3	13 ' 00 "	39	0	17.6	LF	2	15 ' 00 "	30	0	22.9	LF	1	30 ' 00 "	26	4	26.4	545a	530a	115a	100a
<b>Saturday</b>	09-Jan-10	Saturday early morning						Saturday morning						Saturday afternoon						Saturday early evening						Saturday late evening									
50 Islington Stn-Mill Rd	11.44	LF	2	15 ' 00 "	26	4	26.4	LF	2	20 ' 00 "	30	10	22.9	LF	2	20 ' 00 "	30	10	22.9	LF	1	30 ' 00 "	26	4	26.4	LF	1	30 ' 00 "	26	4	26.4	620a	620a	115a	100a
<b>Sunday</b>	03-Jan-10	Sunday morning						Sunday afternoon						Sunday early evening						Sunday late evening															
50 Islington Stn-Mill Rd	11.44	LF	2	17 ' 30 "	30	5	22.9	LF	2	17 ' 30 "	30	5	22.9	LF	1	30 ' 00 "	26	4	26.4	LF	1	30 ' 00 "	26	4	26.4	LF	1	30 ' 00 "	26	4	26.4	815a	830a	115a	100a



# SERVICE SUMMARY

May 9 to June 19, 2010

TORONTO TRANSIT COMMISSION

Route	RT dist (km) and date of last change	No. of Veh	Service interval	Run time (min)	Term time (min)	Avg spd (km/h)	No. of Veh	Service interval	Run time (min)	Term time (min)	Avg spd (km/h)	No. of Veh	Service interval	Run time (min)	Term time (min)	Avg spd (km/h)	No. of Veh	Service interval	Run time (min)	Term time (min)	Avg spd (km/h)	No. of Veh	Service interval	Run time (min)	Term time (min)	Avg spd (km/h)	First dep NB or WB	First dep SB or EB	Last dep NB or WB	Last dep SB or EB					
<b>120 CALVINGTON &amp; Monday to Friday</b>	Arv 24-Nov-08	Monday-Friday morning peak period						Monday-Friday midday						Monday-Friday afternoon peak period						Monday-Friday early evening						Monday-Friday late evening									
120 Wilson Stn-Sheppard & Jane via deHavilland	20.65	LF	2	30'00"	60	0	20.7	LF	2	30'00"	60	0	20.7	LF	2	30'00"	60	0	20.7	LF	2	30'00"	60	0	20.7	LF	2	30'00"	60	0	20.7	630a	603a	100a	1230a
<b>Saturday</b>	29-Nov-08	Saturday early morning						Saturday morning						Saturday afternoon						Saturday early evening						Saturday late evening									
120 Wilson Stn-Sheppard & Jane via deHavilland	20.65	LF	2	30'00"	60	0	20.7	LF	2	30'00"	60	0	20.7	LF	2	30'00"	60	0	20.7	LF	2	30'00"	60	0	20.7	LF	2	30'00"	60	0	20.7	630a	603a	100a	1230a
<b>Sunday</b>	23-Nov-08	Sunday morning						Sunday afternoon						Sunday early evening						Sunday late evening															
120 Wilson Stn-Sheppard & Jane via deHavilland	20.65	LF	2	30'00"	60	0	20.7	LF	2	30'00"	60	0	20.7	LF	2	30'00"	60	0	20.7	LF	2	30'00"	60	0	20.7	LF	2	30'00"	60	0	20.7	900a	833a	100a	1230a
<b>506 CARLTON Monday to Friday</b>	Ron/Rus 29-Mar-10	Monday-Friday morning peak period						Monday-Friday midday						Monday-Friday afternoon peak period						Monday-Friday early evening						Monday-Friday late evening									
506 Main Street Stn-High Park	29.63	CLRV	32	3'45"	117	3	15.2	CLRV	24	5'00"	120	0	14.8	CLRV	27	4'40"	123	3	14.5	CLRV	15	8'00"	117	3	15.2	CLRV	11	10'00"	106	4	16.8	530a	512a	1207a	100a
<b>Saturday</b>	12-Sep-09	Saturday early morning						Saturday morning						Saturday afternoon						Saturday early evening						Saturday late evening									
506 Main Street Stn-High Park	29.63	CLRV	14	7'09"	100	0	17.8	CLRV	18	6'15"	110	3	16.2	CLRV	21	6'00"	123	3	14.5	CLRV	13	8'30"	110	0	16.1	CLRV	11	10'00"	106	4	16.8	543a	515a	1207a	100a
<b>Sunday</b>	06-Sep-09	Sunday early morning						Sunday morning						Sunday afternoon						Sunday early evening						Sunday late evening									
506 Main Street Stn-High Park	29.63	CLRV	9	10'00"	90	0	19.8	CLRV	14	7'00"	95	3	18.7	CLRV	18	6'30"	115	2	15.5	CLRV	10	11'00"	110	0	16.2	CLRV	9	11'00"	99	0	18.0	530a	530a	1207a	1256a
<b>306 CARLTON Overnight, 7 days a week</b>	Ron/Rus 25-Nov-07	Monday-Friday overnight						Saturday overnight						Sunday overnight																					
306 Main Street Stn-Dundas West Stn	29.63	CLRV	3	30'00"	90	0	19.8	CLRV	3	30'00"	90	0	19.8	CLRV	3	30'00"	90	0	19.8																
<b>126 CHRISTIE &amp; Monday to Friday</b>	MtD 04-Aug-09	Monday-Friday morning peak period						Monday-Friday midday						Monday-Friday afternoon peak period						Monday-Friday early evening						Monday-Friday late evening									
126 Christie Stn-St Clair West Stn	6.12	LF	2	15'00"	30	0	12.2	LF	1	30'00"	26	4	14.1	LF	2	15'00"	30	0	12.2	LF	1	30'00"	24	6	15.3	LF	1	30'00"	24	6	15.3	600a	545a	100a	1245a
<b>Saturday</b>	08-Aug-09	Saturday early morning						Saturday morning						Saturday afternoon						Saturday afternoon															
126 Christie Stn-St Clair West Stn	6.12	LF	1	30'00"	24	6	15.3	LF	1	30'00"	26	4	14.1	LF	1	30'00"	26	4	14.1	LF	1	30'00"	24	6	15.3	LF	1	30'00"	24	6	15.3	600a	545a	100a	1245a
<b>Sunday</b>	02-Aug-09	Sunday morning						Sunday afternoon						Sunday afternoon						Sunday afternoon															
126 Christie Stn-St Clair West Stn	6.12	LF	1	30'00"	24	6	15.3	LF	1	30'00"	24	6	15.3	LF	1	30'00"	24	6	15.3	LF	1	30'00"	24	6	15.3	LF	1	30'00"	24	6	15.3	830a	845a	100a	1245a
<b>20 CLIFFSIDE &amp; Monday to Friday</b>	Bir 29-Mar-10	Monday-Friday morning peak period						Monday-Friday midday						Monday-Friday afternoon peak period						Monday-Friday early evening						Monday-Friday late evening									
20 Kennedy Stn-Main Street Stn	19.75	LF	5	13'00"	65	0	18.2	LF	3	20'00"	60	0	19.8	LF	4	16'15"	65	0	18.2	LF	3	20'00"	60	0	19.8	LF	1.5	30'00"	48	1	24.7	520a	450a	100a	105a
		Alternates trips with 62 MORTIMER																																	
<b>Saturday</b>	29-Nov-08	Saturday early morning						Saturday morning						Saturday afternoon						Saturday early evening						Saturday late evening									
20 Kennedy Stn-Main Street Stn	19.75	LF	3	20'00"	60	0	19.8	LF	4	18'00"	65	7	18.2	LF	4	18'00"	65	7	18.2	LF	2	30'00"	60	0	19.8	LF	1.5	30'00"	48	1	24.7	530a	500a	100a	105a
		Alternates trips with 62 MORTIMER																																	
<b>Sunday</b>	23-Nov-08	Sunday morning						Sunday afternoon						Sunday early evening						Sunday late evening															
20 Kennedy Stn-Main Street Stn	19.75	LF	3	20'00"	60	0	19.8	LF	3	20'00"	60	0	19.8	LF	1.5	30'00"	48	1	24.7	LF	1.5	30'00"	48	1	24.7	LF	1.5	30'00"	48	1	24.7	907a	900a	100a	105a
		Alternates trips with 62 MORTIMER																																	



# SERVICE SUMMARY

May 9 to June 19, 2010

TORONTO TRANSIT COMMISSION

Route	RT dist (km) and date of last change	Monday-Friday morning peak period					Monday-Friday midday					Monday-Friday afternoon peak period					Monday-Friday early evening					Monday-Friday late evening					First dep NB or WB	First dep SB or EB	Last dep NB or WB	Last dep SB or EB							
		Veh type	No. of Veh	Service interval	Run time (min)	Term time (min)	Avg spd (km/h)	Veh type	No. of Veh	Service interval	Run time (min)	Term time (min)	Avg spd (km/h)	Veh type	No. of Veh	Service interval	Run time (min)	Term time (min)	Avg spd (km/h)	Veh type	No. of Veh	Service interval	Run time (min)	Term time (min)	Avg spd (km/h)	Veh type					No. of Veh	Service interval	Run time (min)	Term time (min)	Avg spd (km/h)		
<b>87 COSBURN &amp;</b>	Bir																																				
<b>Monday to Friday</b>	08-Sep-09																																				
87 Broadview Stn-Main Street Stn	14.40	LF	6	10 ' 00 "	55	5	15.7					LF	8	6 ' 15 "	49	1	17.6					LF	2	22 ' 30 "	41	4	21.1	547a	605a	130a	128a						
87A Broadview Stn-Main Street Stn via East York Acres	14.81							LF	3	20 ' 00 "	54	6	16.5									LF	3	16 ' 40 "	50	0	17.8	930a	920a	314p	310p						
87B Broadview Stn-Coxwell	8.53	LF	3	10 ' 00 "	29	1	17.6																														
Combined/Average			9	5 ' 00 "				3	20 ' 00 "				8	6 ' 15 "								3	16 ' 40 "				2	22 ' 30 "									
<b>Saturday</b>	29-Nov-08																																				
87 Broadview Stn-Main Street Stn	14.40	LF	2	25 ' 00 "	50	0	17.3																														
87A Broadview Stn-Main Street Stn via East York Acres	14.81	LF	2	25 ' 00 "	50	0	17.8	LF	2	25 ' 00 "	50	0	17.8	LF	2	25 ' 00 "	50	0	17.8	LF	2	25 ' 00 "	50	0	17.8												
Alternates trips with 113 DANFORTH																																					
<b>Sunday</b>	23-Nov-08																																				
87 Broadview Stn-Main Street Stn	14.40	LF	2	20 ' 00 "	40	0	21.6														LF	1.5	30 ' 00 "	45	0	19.2	600a	600a	100a	123a							
87A Broadview Stn-Main Street Stn via East York Acres	14.81							LF	2	25 ' 00 "	50	0	17.8	LF	2	25 ' 00 "	50	0	17.8	LF	2	25 ' 00 "	50	0	17.8												
Alternates trips with 113 DANFORTH																																					
Overnight service west of Coxwell Avenue provided by 322 COXWELL																																					
Routes are interlined temporarily during construction at Coxwell Station.																																					
<b>22 COXWELL and 70 O'CONNOR &amp;</b>	Egl																																				
<b>Monday to Friday</b>	10-May-10																																				
22/70 Warden Stn-Queen	17.00	LF	5	16 ' 00 "	75	5	13.6	LF	4.5	16 ' 00 "	69	3	14.8	LF	6.5	12 ' 00 "	75	3	13.6																		
22/70A Eglinton-Queen	17.20	LF	5	16 ' 00 "	75	5	13.8	LF	4.5	16 ' 00 "	69	3	15.0	LF	6.5	12 ' 00 "	75	3	13.8																		
22A/70 Warden Stn-Victoria Park	23.40													LF	4	20 ' 00 "	80	0	17.6	LF	2.5	30 ' 00 "	70	5	20.1	510a	550a	658p	650p								
22A/70A Eglinton-Victoria Park	23.20													LF	4	20 ' 00 "	80	0	17.4																		
22A/70B Eglinton Sq-Victoria Park	22.10													LF	2.5	30 ' 00 "	66	9	20.1	LF	2.5	30 ' 00 "	66	9	20.1	603a	520a	648p	640p								
Combined/Average			10	8 ' 00 "				9	8 ' 00 "				13	6 ' 00 "					8	10 ' 00 "					5	15 ' 00 "											
<b>Saturday</b>	15-May-10																																				
22A/70 Warden Stn-Victoria Park	23.40	LF	3.5	24 ' 00 "	80	4	17.6	LF	4	22 ' 00 "	88	0	16.0	LF	4	22 ' 00 "	88	0	16.0	LF	3	27 ' 00 "	80	1	17.6	LF	2.5	30 ' 00 "	70	5	20.1	605a	555a	125a	200a		
22A/70A Eglinton-Victoria Park	23.20	LF	3.5	24 ' 00 "	80	4	17.4	LF	4	22 ' 00 "	88	0	15.8	LF	4	22 ' 00 "	88	0	15.8	LF	3	27 ' 00 "	80	1	17.4												
22A/70B Eglinton Sq-Victoria Park	22.10																			LF	2.5	30 ' 00 "	66	9	20.1	547a	537a	840p	918p								
Combined/Average			7	12 ' 00 "				8	11 ' 00 "				8	11 ' 00 "					6	13 ' 30 "					5	15 ' 00 "											
<b>Sunday</b>	09-May-10																																				
22A/70 Warden Stn-Victoria Park	23.40							LF	4	20 ' 00 "	80	0	17.6	LF	4	20 ' 00 "	80	0	17.6	LF	3	26 ' 00 "	76	2	18.5	LF	2.5	30 ' 00 "	70	5	20.1	812a	821a	148a	155a		
70 Warden Stn-Greenwood Stn	14.00	LF	1	45 ' 00 "	39	6	21.5																														
22A/70A Eglinton-Victoria Park	23.20							LF	4	20 ' 00 "	80	0	17.4	LF	4	20 ' 00 "	80	0	17.4	LF	3	26 ' 00 "	76	2	18.3												
22A/70B Eglinton Sq-Victoria Park	22.10																			LF	2.5	30 ' 00 "	66	9	20.1	615a	642a	745a	727a								
Combined/Average			1	45 ' 00 "				8	10 ' 00 "				8	10 ' 00 "					6	13 ' 00 "					5	15 ' 00 "											
<b>322 COXWELL &amp;</b>	Bir																																				
<b>Overnight, 7 days a week</b>	17-Feb-09																																				
322 Broadview Stn via Cosburn-Victoria Park Stn via Kingston Rd	22.61	LF	1.3	30 ' 00 "	39	0	34.8	LF	1.3	30 ' 00 "	39	0	34.8	LF	1.3	30 ' 00 "	39	0	34.8	Alternates trips with 324 VICTORIA PARK																	



**SERVICE SUMMARY**

May 9 to June 19, 2010

**TORONTO TRANSIT COMMISSION**

Route	RT dist (km) and date of last change	Monday-Friday morning peak period					Monday-Friday midday					Monday-Friday afternoon peak period					Monday-Friday early evening					Monday-Friday late evening					First dep NB or WB	First dep SB or EB	Last dep NB or WB	Last dep SB or EB											
		Veh type	No. of Veh	Service interval	Run time (min)	Term time (min)	Avg spd (km/h)	Veh type	No. of Veh	Service interval	Run time (min)	Term time (min)	Avg spd (km/h)	Veh type	No. of Veh	Service interval	Run time (min)	Term time (min)	Avg spd (km/h)	Veh type	No. of Veh	Service interval	Run time (min)	Term time (min)	Avg spd (km/h)	Veh type					No. of Veh	Service interval	Run time (min)	Term time (min)	Avg spd (km/h)						
<b>42 CUMMER &amp;</b>		Wil																																							
<b>Monday to Friday</b>		24-Nov-08																																							
42 Finch Stn-Victoria Park		LF	5	11 ' 15 "	50	6	22.1																												634a	651a	900a	831a			
42 Finch Stn-Victoria Park		LF	1	<b>Tripper</b>																																	332p	306p	649p	634p	
42A Finch Stn-Middlefield		LF	4	22 ' 30 "	88	2	21.3	LF	3	30 ' 00 "	84	6	22.3	LF	3.5	26 ' 00 "	91	0	20.6	LF	4	20 ' 00 "	80	0	23.4	LF	3	30 ' 00 "	80	10	23.4					710a	645a	1245a	100a		
42B Finch Stn-Kennedy		LF	3	22 ' 30 "	62	6	22.4	LF	2	30 ' 00 "	60	0	23.2	LF	2.5	26 ' 00 "	65	0	21.4	LF	3	20 ' 00 "	58	2	24.0												530a	607a	1011p	940p	
Combined/Average			13	5 ' 37 "				5	15 ' 00 "					10	6 ' 30 "					7	10 ' 00 "																				
<b>Saturday</b>		29-Nov-08																																							
42A Finch Stn-Middlefield		LF	4	20 ' 00 "	80	0	23.4	LF	3	30 ' 00 "	85	5	22.0	LF	3	30 ' 00 "	85	5	22.0	LF	3	30 ' 00 "	80	10	23.4	LF	3	30 ' 00 "	80	10	23.4					710a	630a	1245a	100a		
42B Finch Stn-Kennedy								LF	2	30 ' 00 "	60	0	22.0	LF	2	30 ' 00 "	60	0	22.0																			1115a	1045a	715p	645p
Combined/Average								5	15 ' 00 "					5	15 ' 00 "																										
<b>Sunday</b>		23-Nov-08																																							
42A Finch Stn-Middlefield		LF	3	30 ' 00 "	80	10	23.4	LF	3	30 ' 00 "	80	10	23.4	LF	4	20 ' 00 "	80	0	23.4	LF	3	30 ' 00 "	80	10	23.4	LF	3	30 ' 00 "	80	10	23.4					750a	830a	1245a	100a		
<b>113 DANFORTH &amp;</b>		Bir																																							
<b>Monday to Friday</b>		08-Sep-09																																							
113 Main Street Stn-Kennedy Stn		LF	4	12 ' 45 "	51	0	17.7	LF	2	25 ' 00 "	50	0	18.0	LF	4	14 ' 00 "	55	1	16.4	LF	3	18 ' 00 "	54	0	16.7	LF	2	24 ' 00 "	48	0	18.8					537a	514a	140a	116a		
<b>Saturday</b>		09-Sep-06																																							
113 Main Street Stn-Kennedy Stn		LF	2	24 ' 00 "	48	0	18.8	LF	3	18 ' 00 "	54	0	16.7	LF	3	18 ' 00 "	54	0	16.7	LF	2	30 ' 00 "	56	4	16.1	LF	1.5	30 ' 00 "	45	0	20.0					551a	515a	137a	115a		
<b>Sunday</b>		17-Feb-08																																							
113 Main Street Stn-Kennedy Stn		LF	2	24 ' 00 "	48	0	18.8	LF	2	24 ' 00 "	48	0	18.8	LF	3	20 ' 00 "	48	12	18.8	LF	1.5	30 ' 00 "	45	0	20.0	LF	1.5	30 ' 00 "	45	0	20.0					812a	742a	138a	115a		
		Overnight service on Danforth Avenue provided by 300 BLOOR-DANFORTH and overnight service on Danforth Road provided by 302 DANFORTH RD-McCOWAN																																							
<b>302 DANFORTH RD-McCOWAN &amp;</b>		Bir																																							
<b>Overnight, 7 days a week</b>		17-Feb-08																																							
302 Danforth Ave-Steeles		LF	2	30 ' 00 "	60	0	33.2	LF	2	30 ' 00 "	60	0	33.2	LF	2	30 ' 00 "	60	0	33.2																						
<b>127 DAVENPORT &amp;</b>		MtD																																							
<b>Monday to Friday</b>		24-Nov-08																																							
127 Spadina Stn- St Clair & Old Weston Rd		LF	3	17 ' 00 "	50	1	14.6	LF	2	22 ' 30 "	45	0	16.2	LF	2	25 ' 00 "	50	0	14.6	LF	2	22 ' 30 "	45	0	16.2	LF	2	20 ' 00 "	40	0	18.2					545a	609a	110a	110a		
<b>Saturday</b>		29-Nov-08																																							
127 Spadina Stn- St Clair & Old Weston Rd		LF	2	22 ' 30 "	45	0	16.2	LF	2	22 ' 30 "	45	0	16.2	LF	2	22 ' 30 "	45	0	16.2	LF	2	22 ' 30 "	45	0	16.2	LF	2	20 ' 00 "	40	0	18.2					600a	622a	110a	110a		
<b>Sunday</b>		23-Nov-08																																							
127 Spadina Stn- St Clair & Old Weston Rd								LF	2	22 ' 30 "	45	0	16.2	LF	2	22 ' 30 "	45	0	16.2	LF	2	20 ' 00 "	40	0	18.2	LF	2	20 ' 00 "	40	0	18.2					905a	842a	110a	110a		
<b>28 DAVISVILLE &amp;</b>		See 11 BAYVIEW																																							
28 Davisville Stn-Bayview																																									
28A Davisville Stn-Brick Works																																									





## SERVICE SUMMARY

May 9 to June 19, 2010

TORONTO TRANSIT COMMISSION

Route	RT dist (km) and date of last change	Monday-Friday morning peak period					Monday-Friday midday					Monday-Friday afternoon peak period					Monday-Friday early evening					Monday-Friday late evening					First dep NB or WB	First dep SB or EB	Last dep NB or WB	Last dep SB or EB														
		Veh type	No. of Veh	Service interval	Run time (min)	Term time (min)	Avg spd (km/h)	Veh type	No. of Veh	Service interval	Run time (min)	Term time (min)	Avg spd (km/h)	Veh type	No. of Veh	Service interval	Run time (min)	Term time (min)	Avg spd (km/h)	Veh type	No. of Veh	Service interval	Run time (min)	Term time (min)	Avg spd (km/h)	Veh type					No. of Veh	Service interval	Run time (min)	Term time (min)	Avg spd (km/h)									
<b>23 DAWES &amp;</b>	Bir																																											
<b>Monday to Friday</b>	08-Sep-09	Monday-Friday morning peak period					Monday-Friday midday					Monday-Friday afternoon peak period					Monday-Friday early evening					Monday-Friday late evening																						
23 Main Street Stn-St Clair	7.55	LF	6	5' 00"	30	0	15.1	LF	3	10' 00"	30	0	15.1	LF	4	7' 30"	30	0	15.1	LF	2	15' 00"	30	0	15.1	LF	1	30' 00"	30	0	15.1	528a	515a	145a	130a									
<b>Saturday</b>	21-Oct-06	Saturday early morning					Saturday morning					Saturday afternoon					Saturday early evening					Saturday late evening																						
23 Main Street Stn-St Clair	7.55	LF	2	13' 00"	26	0	17.4	LF	3	10' 00"	30	0	15.1	LF	3	10' 00"	30	0	15.1	LF	2	15' 00"	30	0	15.1	LF	1	30' 00"	30	0	15.1	537a	550a	145a	130a									
<b>Sunday</b>	28-Mar-10	Sunday morning					Sunday afternoon					Sunday early evening					Sunday late evening																											
23 Main Street Stn-St Clair	7.55						LF	1	24' 00"	24	0	18.9	LF	2	15' 00"	30	0	15.1	LF	2	15' 00"	30	0	15.1	LF	1	30' 00"	30	0	15.1	840a	852a	100a	115a										
<b>25 DON MILLS &amp;</b>	Egl																																											
<b>Monday to Friday</b>	10-May-10	Monday-Friday morning peak period					Monday-Friday midday					Monday-Friday afternoon peak period					Monday-Friday early evening					Monday-Friday late evening																						
25 Pape Stn-Steeles	32.70	LF	34	3' 10"	108	0	18.3	LF	18	6' 00"	105	3	18.7	LF	29	3' 45"	108	1	18.2	LF	15	6' 30"	94	4	21.0	LF	7	12' 00"	84	0	23.4	440a	520a	149a	110a									
<b>Saturday</b>	23-Feb-08	Saturday early morning					Saturday morning					Saturday afternoon					Saturday early evening					Saturday late evening																						
25 Pape Stn-Steeles	32.70	LF	9	10' 00"	90	0	21.8	LF	19	5' 20"	100	2	19.7	LF	19	5' 20"	100	2	19.7	LF	9	10' 00"	84	6	23.4	LF	6	15' 00"	80	10	24.5	440a	520a	149a	110a									
<b>Sunday</b>	03-Sep-06	Sunday early morning					Sunday morning					Sunday afternoon					Sunday early evening					Sunday late evening																						
25 Pape Stn-Steeles	32.70	LF	3	30' 00"	90	0	21.8	LF	14	7' 00"	98	0	20.0	LF	17	6' 00"	98	4	20.0	LF	8	10' 00"	80	0	24.5	LF	6	15' 00"	80	10	24.5	440a	520a	149a	110a									
<b>303 DON MILLS &amp;</b>	Egl																																											
<b>Overnight, 7 days a week</b>	04-Sep-05	Monday-Friday overnight					Saturday overnight					Sunday overnight																																
303 Steeles-Queen via Broadview	47.04	LF	3	30' 00"	90	0	31.4	LF	3	30' 00"	90	0	31.4	LF	3	30' 00"	90	0	31.4																									
<b>108 DOWNSVIEW &amp;</b>	Arw																																											
<b>Monday to Friday</b>	19-Oct-09	Monday-Friday morning peak period					Monday-Friday midday					Monday-Friday afternoon peak period					Monday-Friday early evening					Monday-Friday late evening																						
108 Downsview Stn-Jane	16.91	LF	4	13' 00"	50	2	20.3	LF	2	24' 00"	43	5	23.6	LF	2.5	20' 00"	48	2	21.1	LF	4	11' 00"	43	1	23.6	LF	3	15' 00"	41	4	24.7	612a	545a	105a	106a									
108A Downsview Stn-Jane via Grandravine	15.26	LF	4	13' 00"	50	2	18.3	LF	2	24' 00"	43	5	21.3	LF	2.5	20' 00"	48	2	19.1									624a	559a	655p	726p													
Combined/Average			8	6' 30"																																								
<b>Saturday</b>	03-Apr-10	Saturday early morning					Saturday morning					Saturday afternoon					Saturday early evening					Saturday late evening																						
108 Downsview Stn-Jane	16.91	LF	3	15' 00"	40	5	25.4	LF	4	12' 00"	43	5	23.6	LF	6	7' 30"	44	1	23.1	LF	2	22' 00"	40	4	25.4	LF	2	22' 00"	40	4	25.4	545a	615a	105a	105a									
<b>Sunday</b>	28-Mar-10	Sunday morning					Sunday afternoon					Sunday early evening					Sunday late evening																											
108 Downsview Stn-Jane	16.91						LF	3	15' 00"	40	5	25.4	LF	4	12' 00"	44	4	23.1	LF	2	22' 00"	40	4	25.4	LF	2	22' 00"	40	4	25.4	830a	825a	105a	105a										
<b>142 DOWNTOWN/ AVENUE RD EXPRESS</b>	Wil																																											
<b>Monday to Friday</b>	19-Oct-09	Monday-Friday morning peak period																												Monday-Friday afternoon peak period														
142 Downtown-Highway 401	24.41	HF	3	30' 00"	90	0	16.3														HF	3	30' 00"	90	0	16.3																		
<b>143 DOWNTOWN/ BEACH EXPRESS &amp;</b>	Bir																																											
<b>Monday to Friday</b>	19-Oct-09	Monday-Friday morning peak period																												Monday-Friday afternoon peak period														
143 Downtown-Neville Park	20.37	LF	3	Six WB trips														LF	2	Five EB trips																								



## SERVICE SUMMARY

May 9 to June 19, 2010

TORONTO TRANSIT COMMISSION

Route	RT dist (km) and date of last change	No. of Veh	Service interval	Run time (min)	Term time (min)	Avg spd (km/h)	No. of Veh	Service interval	Run time (min)	Term time (min)	Avg spd (km/h)	No. of Veh	Service interval	Run time (min)	Term time (min)	Avg spd (km/h)	No. of Veh	Service interval	Run time (min)	Term time (min)	Avg spd (km/h)	No. of Veh	Service interval	Run time (min)	Term time (min)	Avg spd (km/h)	First dep NB or WB	First dep SB or EB	Last dep NB or WB	Last dep SB or EB			
<b>144 DOWNTOWN/ DON VALLEY EXPRESS &amp;</b>	Egl																																
<b>Monday to Friday</b>	04-Jan-10		Monday-Friday morning peak period										Monday-Friday afternoon peak period																				
144 Downtown-Wynford and Underhill	39.75													LF	4													410p		640p			
144A Underhill-Downtown	41.02	LF	5																									650a		802a			
144B Wynford-Downtown	32.19	LF	4																									645a		815a			
Combined/Average			9											4																			
<b>145 DOWNTOWN/ HUMBER BAY EXPRESS &amp;</b>	Qsy																																
<b>Monday to Friday</b>	23-Nov-09		Monday-Friday morning peak period										Monday-Friday afternoon peak period																				
145 Kipling-Downtown	28.81	LF	3											LF	3														550p	630a	730a		
145A Park Lawn-Downtown	23.74	LF	2											LF	3														800a		830a		
Combined/Average			3											3														420p		520p			
<b>141 DOWNTOWN/ MT PLEASANT EXPRESS</b>	MtD																																
<b>Monday to Friday</b>	19-Oct-09		Monday-Friday morning peak period										Monday-Friday afternoon peak period																				
141 Downtown-Eglinton	20.12	HF	3											HF	2														444p	710a	514p	835a	
<b>502 DOWNTOWNER and 503 KINGSTON RD</b>	Bir/Mal		Temporary Bus Replacement service during track work at Bingham Loop																														
<b>Monday to Friday</b>	10-May-10		Monday-Friday morning peak period										Monday-Friday midday																				
502 Victoria Park-McCaul	18.76	HF	7	12 ' 00 "	84	0	13.4	HF	4	20 ' 00 "	80	0	14.1	HF	7	12 ' 00 "	84	0	13.4										521a	601a	554p	634p	
503 Victoria Park-York	17.94	HF	6	12 ' 00 "	72	0	15.0							HF	6	12 ' 00 "	72	0	15.0										627a	701a	839a	913a	
Combined/Average			13	6 ' 00 "										13	6 ' 00 "														324p	404p	548p	622p	
Evening and weekend service on Kingston Road provided by 22 COXWELL. Overnight service on Kingston Road provided by 322 COXWELL.																																	
<b>125 DREWRY &amp;</b>	Wil																																
<b>Monday to Friday</b>	04-Jan-10		Monday-Friday morning peak period										Monday-Friday midday																				
125 Finch Stn-Bathurst (Torresdale)	7.92	LF	4	8 ' 00 "	30	2	15.8	LF	1	30 ' 00 "	28	2	17.0	LF	3	10 ' 00 "	30	0	15.8														
<b>Saturday</b>	09-Jan-10		Saturday early morning										Saturday morning																				
125 Finch Stn-Bathurst (Torresdale)	7.92	LF	1	30 ' 00 "	25	5	19.0	LF	1	30 ' 00 "	28	2	17.0	LF	1	30 ' 00 "	28	2	17.0														
<b>Sunday</b>	03-Jan-10												Sunday morning																				
125 Finch Stn-Bathurst (Torresdale)	7.92													LF	1	30 ' 00 "	28	2	17.0														



## SERVICE SUMMARY

May 9 to June 19, 2010

TORONTO TRANSIT COMMISSION

Route	RT dist (km) and date of last change	No. of Veh	Service interval	Run time (min)	Term time (min)	Avg spd (km/h)	No. of Veh	Service interval	Run time (min)	Term time (min)	Avg spd (km/h)	No. of Veh	Service interval	Run time (min)	Term time (min)	Avg spd (km/h)	No. of Veh	Service interval	Run time (min)	Term time (min)	Avg spd (km/h)	No. of Veh	Service interval	Run time (min)	Term time (min)	Avg spd (km/h)	First dep NB or WB	First dep SB or EB	Last dep NB or WB	Last dep SB or EB						
<b>29 DUFFERIN &amp; Monday to Friday</b>	Wil 10-May-10	<i>Italicised branch names are for internal use only</i>																																		
		Monday-Friday morning peak period						Monday-Friday midday						Monday-Friday afternoon peak period						Monday-Friday early evening						Monday-Friday late evening										
29 Wilson Stn-Exhibition (Dufferin Gate)	24.48						Lift	12	8 ' 15 "	95	4	14.8					Lift	11	7 ' 30 "	81	2	17.8								820a 539p	846a 612p	301p 1111p	333p 1030p			
29A Tycos Dr-Exhibition (Dufferin Gate)	18.31	Lift	12	5 ' 15 "	61	2	17.4					Lift	13	6 ' 00 "	73	5	14.1														646a 310p	646a 349p	815a 533p	847a 614p		
29B Wilson Stn-Ontario Place	27.12						Lift	6.5	16 ' 30 "	105	2	15.2	Lift	9	12 ' 00 "	105	3	15.1	Lift	6	15 ' 00 "	90	0	18.1	Lift	5.5	13 ' 00 "	70	2	22.8	937a	842a	142a	135a		
29D Wilson Stn-Exhibition (Princes' Gates)	27.12	Lift	19	5 ' 15 "	98	2	16.3	Lift	6.5	16 ' 30 "	105	2	15.2	Lift	9	12 ' 00 "	105	3	15.1	Lift	6	15 ' 00 "	90	0	18.1	Lift	5.5	13 ' 00 "	70	2	22.8	527a	445a	150a	115a	
Combined/Average			<b>31</b>	<b>2 ' 37 "</b>				<b>25</b>	<b>4 ' 08 "</b>				<b>31</b>	<b>3 ' 00 "</b>				<b>23</b>	<b>3 ' 45 "</b>					<b>11</b>	<b>6 ' 30 "</b>											
<b>Saturday</b>	15-May-10	Saturday early morning						Saturday morning						Saturday afternoon						Saturday early evening						Saturday late evening										
29 Wilson Stn-Exhibition (Dufferin Gate)	24.48						Lift	14	7 ' 30 "	101	4	14.0	Lift	17	6 ' 00 "	101	1	14.4															853a	804a	738p	651p
29B Wilson Stn-Ontario Place	27.12						Lift	7.5	15 ' 00 "	112	1	14.5	Lift	9.5	12 ' 00 "	112	2	14.3	Lift	6	14 ' 40 "	88	0	18.5	Lift	3.5	20 ' 00 "	70	0	23.2	911a	816a	145a	142a		
29D Wilson Stn-Exhibition (Princes' Gates)	27.12	Lift	13	6 ' 15 "	81	0	20.0	Lift	7.5	15 ' 00 "	112	1	14.5	Lift	9.5	12 ' 00 "	112	2	14.3	Lift	6	14 ' 40 "	88	0	18.5	Lift	3.5	20 ' 00 "	70	0	23.2	525a	500a	155a	120a	
Combined/Average			<b>13</b>	<b>6 ' 15 "</b>				<b>29</b>	<b>3 ' 45 "</b>				<b>36</b>	<b>3 ' 00 "</b>				<b>12</b>	<b>7 ' 20 "</b>					<b>7</b>	<b>10 ' 00 "</b>											
<b>Sunday</b>	09-May-10	Sunday early morning						Sunday morning						Sunday afternoon						Sunday early evening						Sunday late evening										
29 Wilson Stn-Exhibition (Dufferin Gate)	24.48						Lift	10	9 ' 00 "	89	1	16.3	Lift	15	6 ' 20 "	89	6	15.5															903a	825a	744p	710p
29B Wilson Stn-Ontario Place	27.12						Lift	6	18 ' 00 "	99	9	15.1	Lift	8	12 ' 40 "	99	3	16.1	Lift	4	20 ' 00 "	76	4	20.3	Lift	3.5	20 ' 00 "	70	0	23.2	926a	836a	145a	142a		
29D Wilson Stn-Exhibition (Princes' Gates)	27.12	Lift	7	10 ' 00 "	70	0	23.2	Lift	6	18 ' 00 "	99	9	15.1	Lift	8	12 ' 40 "	99	3	16.1	Lift	4	20 ' 00 "	76	4	20.3	Lift	3.5	20 ' 00 "	70	0	23.2	540a	505a	155a	120a	
Combined/Average			<b>7</b>	<b>10 ' 00 "</b>				<b>22</b>	<b>4 ' 30 "</b>				<b>31</b>	<b>3 ' 10 "</b>				<b>8</b>	<b>10 ' 00 "</b>					<b>7</b>	<b>10 ' 00 "</b>											
<b>329 DUFFERIN &amp; Overnight, 7 days a week</b>	MtD/Wil 23-Nov-08	Monday-Friday overnight						Saturday overnight						Sunday overnight																						
329 Wilson Stn-Exhibition	30.75	LF	2.4	30 ' 00 "	71	0	26.0	LF	2.4	30 ' 00 "	71	0	26.0	LF	2.4	30 ' 00 "	71	0	26.0																	
		Alternates trips with 316 OSSINGTON						Alternates trips with 316 OSSINGTON						Alternates trips with 316 OSSINGTON																						



# SERVICE SUMMARY

May 9 to June 19, 2010

TORONTO TRANSIT COMMISSION

Route	RT dist (km) and date of last change	No. of			Run	Term	Avg	No. of			Run	Term	Avg	No. of			Run	Term	Avg	No. of			Run	Term	Avg	First dep	First dep	Last dep	Last dep						
		Veh type	Veh	Service interval	(min)	(min)	(km/h)	Veh type	Veh	Service interval	(min)	(min)	(km/h)	Veh type	Veh	Service interval	(min)	(min)	(km/h)	Veh type	Veh	Service interval	(min)	(min)	(km/h)	NB or	SB or	NB or	SB or						
<b>105 DUFFERIN NORTH &amp;</b>	Will	Service outside Toronto north of Steeles Avenue is provided under contract to York Region.																																	
<b>Monday to Friday</b>	23-Nov-09	Monday-Friday morning peak period							Monday-Friday midday					Monday-Friday afternoon peak period					Monday-Friday early evening					Monday-Friday late evening											
105 Downsview Stn-Rutherford	23.8	LF	2.5	28 ' 00 "	61	9	23.4	LF	2	30 ' 00 "	56	4	25.5	LF	3.5	24 ' 00 "	75	9	19.0	LF	2	30 ' 00 "	55	5	25.9							600a	527a	1100p	1131p
105B Downsview Stn-Major Mackenzie	28.1	LF	2.5	28 ' 00 "	69	1	24.5							LF	3.5	24 ' 00 "	83	1	20.3													632a	707a	616p	702p
105C Downsview Stn-Steeles	11.2																									LF	1	30 ' 00 "	30	0	22.3	1130p	1145p	100a	115a
Combined/Average			5	14 ' 00 "					2	30 ' 00 "					7	12 ' 00 "											1	30 ' 00 "							
<b>Saturday</b>	28-Nov-09	Saturday early morning							Saturday morning					Saturday afternoon					Saturday early evening					Saturday late evening											
105 Downsview Stn-Rutherford	23.8	LF	2	30 ' 00 "	55	5	25.9	LF	2	30 ' 00 "	55	5	25.9	LF	2	30 ' 00 "	55	5	25.9	LF	2	30 ' 00 "	55	5	25.9							601a	531a	1000p	1031p
105C Downsview Stn-Steeles	11.2													LF	1	30 ' 00 "	30	0	22.3												1030p	1045p	100a	115a	
<b>Sunday</b>	22-Nov-09	Sunday morning							Sunday afternoon					Sunday early evening					Sunday late evening																
105 Downsview Stn-Rutherford	23.8							LF	2	30 ' 00 "	55	5	25.9	LF	2	30 ' 00 "	55	5	25.9	LF	2	30 ' 00 "	55	5	25.9							900a	831a	1000p	1031p
105C Downsview Stn-Steeles	11.2													LF	1	30 ' 00 "	30	0	22.3												1030p	1045p	100a	115a	
<b>505 DUNDAS</b>	Ron/Rus																																		
<b>Monday to Friday</b>	29-Mar-10	Monday-Friday morning peak period							Monday-Friday midday					Monday-Friday afternoon peak period					Monday-Friday early evening					Monday-Friday late evening											
505 Dundas West Stn-Broadview Stn	21.47	CLRV	18	5 ' 30 "	94	5	13.7	CLRV	19	5 ' 30 "	96	8	13.4	CLRV	19	5 ' 40 "	100	8	12.9	CLRV	11	8 ' 00 "	83	5	15.5	CLRV	6	14 ' 00 "	78	6	16.5	520a	520a	1252a	1249a
<b>Saturday</b>	12-Sep-09	Saturday early morning							Saturday morning					Saturday afternoon					Saturday early evening					Saturday late evening											
505 Dundas West Stn-Broadview Stn	21.47	CLRV	9	10 ' 00 "	84	6	15.3	CLRV	18	6 ' 00 "	104	4	12.4	CLRV	24	4 ' 45 "	105	9	12.3	CLRV	8	12 ' 00 "	91	5	14.2	CLRV	6	14 ' 00 "	78	6	16.5	527a	536a	1251a	1251a
<b>Sunday</b>	06-Sep-09	Sunday early morning							Sunday morning					Sunday afternoon					Sunday early evening					Sunday late evening											
505 Dundas West Stn-Broadview Stn	21.47	CLRV	4	20 ' 00 "	80	0	16.1	CLRV	12	8 ' 00 "	92	4	14.0	CLRV	18	5 ' 40 "	94	8	13.7	CLRV	8	12 ' 00 "	91	5	14.2	CLRV	6	14 ' 00 "	78	6	16.5	530a	530a	1246a	1249a
<b>26 DUPONT &amp;</b>	MtD																																		
<b>Monday to Friday</b>	08-Sep-09	Monday-Friday morning peak period							Monday-Friday midday					Monday-Friday afternoon peak period					Monday-Friday early evening					Monday-Friday late evening											
26 St George Stn-Jane Stn	19.09	LF	5	15 ' 00 "	70	5	16.4	LF	4	20 ' 00 "	68	12	16.8	LF	5	15 ' 00 "	70	5	16.4	LF	3	20 ' 00 "	60	0	19.1	LF	2	30 ' 00 "	60	0	19.1	540a	510a	200a	130a
<b>Saturday</b>	29-Nov-08	Saturday early morning							Saturday morning					Saturday afternoon					Saturday early evening					Saturday late evening											
26 St George Stn-Jane Stn	19.09	LF	2	30 ' 00 "	60	0	19.1	LF	3	24 ' 00 "	72	0	15.9	LF	3	24 ' 00 "	72	0	15.9	LF	3	24 ' 00 "	72	0	15.9	LF	2	30 ' 00 "	60	0	19.1	540a	540a	200a	130a
<b>Sunday</b>	23-Nov-08	Sunday early morning							Sunday morning					Sunday afternoon					Sunday early evening					Sunday late evening											
26 St George Stn-Jane Stn	19.09	LF	2	30 ' 00 "	60	0	19.1	LF	2	30 ' 00 "	60	0	19.1	LF	2	30 ' 00 "	60	0	19.1	LF	2	30 ' 00 "	60	0	19.1	LF	2	30 ' 00 "	60	0	19.1	710a	740a	140a	110a
<b>111 EAST MALL &amp;</b>	Qsy																																		
<b>Monday to Friday</b>	29-Mar-10	Monday-Friday morning peak period							Monday-Friday midday					Monday-Friday afternoon peak period					Monday-Friday early evening					Monday-Friday late evening											
111 Kipling Stn-Eglinton	17.93	LF	5	10 ' 00 "	46	4	23.4	LF	4	12 ' 00 "	46	2	23.4	LF	5	11 ' 00 "	49	6	22.0	LF	3	15 ' 00 "	45	0	23.9	LF	2	20 ' 00 "	36	4	29.9	525a	510a	120a	103a
<b>Saturday</b>	20-Feb-10	Saturday early morning							Saturday morning					Saturday afternoon					Saturday early evening					Saturday late evening											
111 Kipling Stn-Eglinton	17.93	LF	2	20 ' 00 "	40	0	26.9	LF	3.5	15 ' 00 "	52	0	20.6	LF	5	11 ' 00 "	47	8	22.9	LF	2	20 ' 00 "	39	1	27.6	LF	2	20 ' 00 "	36	4	29.9	551a	610a	102a	1247a
Alternates trips with 123 SHORNLIFFE																																			
<b>Sunday</b>	14-Feb-10	Sunday early morning							Sunday morning					Sunday afternoon					Sunday early evening					Sunday late evening											
111 Kipling Stn-Eglinton	17.93	LF	3	15 ' 00 "	45	0	23.9	LF	3	15 ' 00 "	45	0	23.9	LF	3	18 ' 00 "	47	7	22.9	LF	2	20 ' 00 "	39	1	27.6	LF	2	20 ' 00 "	36	4	29.9	820a	849a	103a	1247a
<b>404 EAST YORK COMMUNITY BUS &amp;</b>	W-T																																		
<b>Monday to Friday</b>	Mar-05	Monday-Friday midday							Monday-Friday afternoon peak period																										
404 East General Hospital-Shoppers World via Victoria Park Stn								CB	1	75 ' 00 "	75	0		CB	1	75 ' 00 "	75	0																	
930a 1005a 500p 535p																																			



## SERVICE SUMMARY

May 9 to June 19, 2010

TORONTO TRANSIT COMMISSION

Route	RT dist (km) and date of last change	Monday-Friday morning peak period					Monday-Friday midday					Monday-Friday afternoon peak period					Monday-Friday early evening					Monday-Friday late evening					First dep NB or WB	First dep SB or EB	Last dep NB or WB	Last dep SB or EB					
		Veh type	No. of Veh	Service interval	Run time (min)	Term time (min)	Avg spd (km/h)	Veh type	No. of Veh	Service interval	Run time (min)	Term time (min)	Avg spd (km/h)	Veh type	No. of Veh	Service interval	Run time (min)	Term time (min)	Avg spd (km/h)	Veh type	No. of Veh	Service interval	Run time (min)	Term time (min)	Avg spd (km/h)	Veh type					No. of Veh	Service interval	Run time (min)	Term time (min)	Avg spd (km/h)
<b>34 EGLINTON EAST &amp;</b>	Egl																																		
<b>Monday to Friday</b>	16-Feb-10																																		
34 Eglinton Stn-Kingston Rd	33.71	LF	14	8' 00"	112	0	18.1						LF	12	10' 00"	118	2	17.1											518a	500a	904a	835a			
34C Eglinton Stn-Kennedy Stn	23.33	LF	11	8' 00"	84	4	16.7	LF	12	6' 45"	81	0	17.3	LF	9	10' 00"	86	4	16.3	LF	10	8' 00"	80	0	17.5	LF	5	14' 00"	70	0	20.0	642a	621a	210a	200a
Combined/Average			25	4' 00"				12	6' 45"				21	5' 00"					10	8' 00"					5	14' 00"									
<b>Saturday</b>	23-Feb-08																																		
34C Eglinton Stn-Kennedy Stn	23.33	LF	6	12' 00"	72	0	19.4	LF	9	8' 30"	76	1	18.4	LF	11	7' 00"	76	1	18.4	LF	6	11' 00"	66	0	21.2	LF	4	15' 00"	60	0	23.3	501a	514a	210a	200a
<b>Sunday</b>	30-Mar-08																																		
34C Eglinton Stn-Kennedy Stn	23.33	LF	6	12' 00"	72	0	19.4	LF	6	12' 00"	72	0	19.4	LF	8	9' 30"	72	4	19.4	LF	4	17' 00"	66	2	21.2	LF	3	20' 00"	60	0	23.3	702a	715a	220a	150a
<b>305 EGLINTON EAST &amp;</b>	Egl																																		
<b>Overnight, 7 days a week</b>	14-Feb-10																																		
305 Eglinton Stn-Rouge Hill GO Stn	48.20	LF	3.5	30' 00"	105	0	27.5	LF	3.5	30' 00"	105	0	27.5	LF	3.5	30' 00"	105	0	27.5																
			Alternates trips with 354 LAWRENCE EAST					Alternates trips with 354 LAWRENCE EAST					Alternates trips with 354 LAWRENCE EAST																						
<b>32 EGLINTON WEST &amp;</b>	MtD																																		
<b>Monday to Friday</b>	10-May-10																																		
32 Eglinton Stn-Renforth	32.99																																		
32A Eglinton Stn-Renforth & Skymark	34.65	LF	27	4' 30"	119	3	17.5	LF	5	22' 00"	108	2	19.2	LF	18	7' 00"	118	8	17.6	LF	10	11' 00"	109	1	19.1	HF	6	15' 00"	90	0	22.0	914p	1010p	120a	110a
32B Eglinton Stn-Airport Corporate Centre	41.75	LF	1	18' 00"	138	2	18.2	LF	6	22' 00"	122	10	20.5	LF	1	21' 00"	136	11	18.4											549a	659a	600p	719p		
32C Eglinton Stn-Jane & Lawrence via Trethewey	20.18	LF	19	4' 30"	85	1	14.3	LF	8	11' 00"	84	4	14.4	LF	13	7' 00"	89	2	13.6	LF	8	11' 00"	84	4	14.4	LF	5	15' 00"	70	5	17.3	547a	535a	110a	130a
32D Eglinton West Stn-Jane & Emmett	13.21	LF	5	9' 00"	43	2	18.4	LF	5	11' 00"	48	7	16.5	LF	7	7' 00"	47	2	16.9	LF	2	24' 00"	48	0	16.5	LF	2	24' 00"	44	4	18.0	630a	601a	104a	104a
Combined/Average			52	1' 48"				24	3' 40"				39	2' 20"					20	4' 28"					13	5' 43"									
			Every 4th 32A operates as a 32B										Every 3rd 32A operates as a 32B																						
<b>Saturday</b>	24-Oct-09																																		
32 Eglinton Stn-Renforth	32.99																																		
32A Eglinton Stn-Renforth & Skymark	34.65	LF	7	15' 00"	95	10	21.9	LF	14	9' 00"	125	1	16.6	LF	14	9' 00"	125	1	16.6	LF	5	20' 00"	96	4	20.6	LF	4	24' 00"	90	6	22.0	442a	515a	108a	111a
32C Eglinton Stn-Jane & Lawrence via Trethewey	20.18	LF	5	15' 00"	75	0	16.1	LF	11	9' 00"	96	3	12.6	LF	11	9' 00"	96	3	12.6	LF	4	20' 00"	72	8	16.8	LF	3	24' 00"	70	2	17.3	552a	530a	120a	132a
32D Eglinton West Stn-Jane & Emmett	13.21	LF	2	24' 00"	43	5	18.4	LF	2	30' 00"	60	0	13.2	LF	2	30' 00"	60	0	13.2	LF	2	24' 00"	48	0	16.5	LF	2	24' 00"	44	4	18.0	618a	614a	104a	103a
Combined/Average			14	5' 43"				27	3' 55"				27	3' 55"					11	7' 04"					9	8' 00"									
<b>Sunday</b>	21-Jun-09																																		
32 Eglinton Stn-Renforth	32.99	LF	3.5	30' 00"	90	15	22.0	LF	7	14' 00"	98	0	20.2	LF	10	10' 00"	99	1	20.0	LF	5.5	18' 00"	96	3	20.6	LF	3.5	30' 00"	90	15	22.0	442a	525a	100a	1257a
32C Eglinton Stn-Jane & Lawrence via Trethewey	20.18	LF	2.5	30' 00"	70	5	17.3	LF	6	14' 00"	80	4	15.1	LF	8	10' 00"	80	0	15.1	LF	4.5	18' 00"	72	9	16.8	LF	2.5	30' 00"	70	5	17.3	700a	740a	115a	119a
32D Eglinton West Stn-Jane & Emmett	13.21	LF						LF	2	24' 00"	44	4	18.0	LF	2	24' 00"	46	2	17.2	LF	2	24' 00"	42	6	18.9	LF	2	24' 00"	37	11	21.4	900a	903a	100a	102a
Combined/Average			6	15' 00"				15	5' 25"				20	4' 08"					12	6' 33"					8	9' 14"									
<b>307 EGLINTON WEST &amp;</b>	MtD																																		
<b>Overnight, 7 days a week</b>	23-Nov-08																																		
307 Eglinton Stn-Pearson Airport	38.95	LF	3	30' 00"	90	0	26.0	LF	3	30' 00"	90	0	26.0	LF	3	30' 00"	90	0	26.0																



**SERVICE SUMMARY**

May 9 to June 19, 2010

**TORONTO TRANSIT COMMISSION**

Route	RT dist (km) and date of last change	Monday-Friday morning peak period				Monday-Friday midday				Monday-Friday afternoon peak period				Monday-Friday early evening				Monday-Friday late evening				First dep NB or WB	First dep SB or EB	Last dep NB or WB	Last dep SB or EB										
		Veh type	No. of Veh	Service interval	Run time (min)	Term time (min)	Avg spd (km/h)	Veh type	No. of Veh	Service interval	Run time (min)	Term time (min)	Avg spd (km/h)	Veh type	No. of Veh	Service interval	Run time (min)	Term time (min)	Avg spd (km/h)	Veh type	No. of Veh					Service interval	Run time (min)	Term time (min)	Avg spd (km/h)						
<b>405 ETOBICOKE COMMUNITY BUS</b>	W-T 24-Oct-05					Monday-Friday midday				Monday-Friday afternoon peak period												922a	1000a	516p	440a										
405 Richview-Kipling						CB	1	74'00"	74	0			CB	1	74'00"	74	0																		
<b>15 EVANS</b>	Qsy 08-Sep-09	Monday-Friday morning peak period				Monday-Friday midday				Monday-Friday afternoon peak period				Monday-Friday early evening				Monday-Friday late evening				600a	545a	115a	105a										
15 Royal York Stn-Sherway	16.51	LF	4	12'30"	50	0	19.8	LF	2	22'30"	45	0	22.0	LF	4	12'30"	50	0	19.8	LF	1.5	30'00"	40	5	24.8	LF	1.5	30'00"	40	5	24.8				
		Alternates trips with 48 RATHBURN												Alternates trips with 48 RATHBURN				Alternates trips with 48 RATHBURN																	
<b>Saturday</b>	29-Nov-08	Saturday early morning				Saturday morning				Saturday afternoon				Saturday early evening				Saturday late evening				600a	600a	100a	1250a										
15 Royal York Stn-Sherway	16.51	LF	1.5	30'00"	45	0	22.0	LF	1.5	30'00"	45	0	22.0	LF	1.5	30'00"	45	0	22.0	LF	1.5	30'00"	40	5	24.8	LF	1.5	30'00"	40	5	24.8				
		Alternates trips with 48 RATHBURN				Alternates trips with 48 RATHBURN				Alternates trips with 48 RATHBURN				Alternates trips with 48 RATHBURN				Alternates trips with 48 RATHBURN																	
<b>Sunday</b>	23-Nov-08	Sunday morning				Sunday afternoon				Sunday early evening				Sunday late evening				907a	900a	107a	100a														
15 Royal York Stn-Sherway	16.51					LF	1.5	30'00"	40	5	24.8	LF	1.5	30'00"	40	5	24.8	LF	1.5	30'00"	40	5	24.8	LF	1.5	30'00"	40	5	24.8						
		Alternates trips with 48 RATHBURN				Alternates trips with 48 RATHBURN				Alternates trips with 48 RATHBURN				Alternates trips with 48 RATHBURN																					
<b>193 EXHIBITION ROCKET</b>	Wil	Bus service provided only during special events																																	
193 Dundas West Stn-Exhibition																																			
<b>104 FAYWOOD</b>	Wil 23-Nov-09	Monday-Friday morning peak period				Monday-Friday midday				Monday-Friday afternoon peak period				Monday-Friday early evening				Monday-Friday late evening				548a	557a	100a	119a										
104 Wilson Stn-Downsview Stn	14.84	LF	4	12'00"	44	4	20.2	LF	3	14'00"	38	4	23.4	LF	4	12'00"	44	4	20.2	LF	3	14'00"	38	4	23.4	LF	2	20'00"	38	2	23.4				
<b>Saturday</b>	28-Nov-09	Saturday early morning				Saturday morning				Saturday afternoon				Saturday early evening				Saturday late evening				615a	636a	115a	134a										
104 Wilson Stn-Downsview Stn	14.84	LF	3	14'00"	36	6	24.7	LF	3	14'00"	38	4	23.4	LF	3	14'00"	38	4	23.4	LF	3	14'00"	38	4	23.4	LF	2	20'00"	38	2	23.4				
<b>Sunday</b>	22-Nov-09	Sunday early morning				Sunday morning				Sunday afternoon				Sunday early evening				Sunday late evening				745a	805a	125a	125a										
104 Wilson Stn-Downsview Stn	14.84	LF	2	20'00"	36	4	24.7	LF	2	20'00"	38	2	23.4	LF	2	20'00"	38	2	23.4	LF	2	20'00"	38	2	23.4	LF	2	20'00"	38	2	23.4				
<b>139 FINCH-DON MILLS</b>	Mal 29-Mar-10	Monday-Friday morning peak period				Monday-Friday midday				Monday-Friday afternoon peak period				Monday-Friday early evening								610a	646a	900a	936a										
139E Don Mills Stn-Neilson & Finch	27.24	Lift	5	14'00"	70	0	23.3					Lift	5	14'00"	70	0	23.3																		
														Alternates trips with 48 RATHBURN								227p	300p	639p	700p										



## SERVICE SUMMARY

May 9 to June 19, 2010

TORONTO TRANSIT COMMISSION

Route	RT dist (km) and date of last change	No. of Veh type	Service interval	Run time (min)	Term time (min)	Avg spd (km/h)	No. of Veh type	Service interval	Run time (min)	Term time (min)	Avg spd (km/h)	No. of Veh type	Service interval	Run time (min)	Term time (min)	Avg spd (km/h)	No. of Veh type	Service interval	Run time (min)	Term time (min)	Avg spd (km/h)	First dep NB or WB	First dep SB or EB	Last dep NB or WB	Last dep SB or EB										
<b>39 FINCH EAST &amp;</b>	Mal																																		
<b>Monday to Friday</b>	29-Mar-10		Monday-Friday morning peak period					Monday-Friday midday					Monday-Friday afternoon peak period					Monday-Friday early evening																	
39/39F Finch Stn-Seneca College	11.39	Lift	6	5' 15"	30	2	22.8																	626a	644a	853a	844a								
39A Finch Stn-McCowan	26.65	Lift	16	5' 15"	84	0	19.0					Lift	13	6' 30"	84	1	19.0								445a	635a	657p	615p							
39B Finch Stn-Birchmount	18.94											Lift	10	6' 30"	58	7	19.6									338p	303p	620p	545p						
39C Finch Stn-McCowan Express	26.65	Lift	16	4' 40"	72	3	22.2																		625a	632a	859a	900a							
39D Finch Stn-Neilson	33.46							Lift	17	5' 00"	85	0	23.6					Lift	11	7' 00"	76	1	26.4	Lift	13	5' 30"	72	0	28.1	459a	515a	200a	225a		
39E Finch Stn-Neilson Express	33.46	Lift	18	4' 40"	84	0	23.9	Lift	15	5' 00"	75	0	26.8	Lift	9.5	9' 00"	84	2	23.9	Lift	10	7' 00"	68	2	29.6					551a	637a	958p	957p		
39G Finch Stn-Old Finch Express	43.12	Lift	1	14' 00"	94	4	27.7					Lift	10.5	9' 00"	95	0	27.4											556a	633a	857a	857a				
Combined/Average			57	1' 14"				32	2' 30"			43	1' 53"				21	3' 30"																	
			39/39F buses operate WB as 39 (local) and operate EB as 39F (express) Every 3rd 39E operates as a 39G																																
<b>Saturday</b>	03-Apr-10		Saturday early morning					Saturday morning					Saturday afternoon					Saturday early evening						Saturday late evening											
39D Finch Stn-Neilson	33.46	Lift	12	7' 30"	88	2	22.8	Lift	12	7' 30"	90	0	22.3	Lift	13	7' 00"	91	0	22.1	Lift	18	5' 00"	88	2	22.8	Lift	9	8' 00"	68	4	29.5	501a	531a	200a	200a
39E Finch Stn-Neilson Express	33.46							Lift	11	7' 30"	83	0	24.3	Lift	12	7' 00"	84	0	23.9																
Combined/Average			12	7' 30"				23	3' 45"				25	3' 30"				18	5' 00"					9	8' 00"										
<b>Sunday</b>	28-Mar-10		Sunday early morning					Sunday morning					Sunday afternoon					Sunday early evening						Sunday late evening											
39D Finch Stn-Neilson	33.46	Lift	16	5' 45"	90	2	22.3	Lift	16	5' 45"	90	2	22.3	Lift	21	4' 20"	90	1	22.3	Lift	12	7' 15"	85	2	23.8	Lift	7	10' 00"	70	0	28.7	500a	530a	200a	225a
<b>308 FINCH EAST &amp;</b>	Mal/Arw																																		
<b>Overnight, 7 days a week</b>	16-Feb-03		Monday-Friday overnight					Saturday overnight					Sunday overnight																						
308 Finch Stn-Markham Rd	33.57	LF	2	30' 00"	64	0	31.5	LF	2	30' 00"	64	0	31.5	LF	2	30' 00"	64	0	31.5																
			Alternates trips with 309 FINCH WEST																																
<b>36 FINCH WEST &amp;</b>	Arw																																		
<b>Monday to Friday</b>	08-Sep-09		Monday-Friday morning peak period					Monday-Friday midday					Monday-Friday afternoon peak period					Monday-Friday early evening						Monday-Friday late evening											
36A Finch Stn-Kipling	30.89	LF	11	8' 00"	88	0	21.1	LF	10	10' 00"	94	6	19.7	LF	9	12' 00"	104	4	17.8																
36B Finch Stn-Humberwood	39.97	LF	15	8' 00"	120	0	20.0	LF	12	10' 00"	120	0	20.0	LF	22	6' 00"	130	2	18.4	LF	16	6' 45"	108	0	22.2	LF	12	8' 00"	95	1	25.2	619a	922a	630p	638p
36C Finch Stn-Jane	19.50	LF	4	16' 00"	62	2	18.9																												
36D Finch Stn-Weston Rd & Milvan	27.25	LF	5	16' 00"	78	2	21.0						LF	8	12' 00"	91	5	18.0																	
Combined/Average			35	2' 40"				22	5' 00"				39	3' 00"				16	6' 45"																
<b>Saturday</b>	23-Feb-08		Saturday early morning					Saturday morning					Saturday afternoon					Saturday early evening						Saturday late evening											
36A Finch Stn-Kipling	30.89							LF	9	11' 00"	92	7	20.1	LF	9	11' 00"	92	7	20.1																
36B Finch Stn-Humberwood	39.97	LF	10	10' 00"	95	5	25.2	LF	11	11' 00"	120	1	20.0	LF	11	11' 00"	120	1	20.0	LF	10	9' 00"	90	0	26.6	LF	7	13' 00"	90	1	26.6	1006a	1020a	727p	651p
Combined/Average			10	10' 00"				20	5' 30"				20	5' 30"				10	9' 00"					7	13' 00"										
<b>Sunday</b>	21-Jun-09		Sunday early morning					Sunday morning					Sunday afternoon					Sunday early evening						Sunday late evening											
36B Finch Stn-Humberwood	39.97	LF	6	15' 00"	90	0	26.6	LF	13	8' 00"	97	7	24.7	LF	17	6' 00"	97	5	24.7	LF	10	9' 00"	90	0	26.6	LF	7	13' 00"	90	1	26.6	535a	550a	230a	154a
<b>309 FINCH WEST &amp;</b>	Arw/Mal																																		
<b>Overnight, 7 days a week</b>	17-May-08		Monday-Friday overnight					Saturday overnight					Sunday overnight																						
309 Finch Stn-Woodbine Racetrack	45.42	LF	3	30' 00"	86	0	31.7	LF	3	30' 00"	86	0	31.7	LF	3	30' 00"	86	0	31.7																
			Alternates trips with 308 FINCH EAST																																



## SERVICE SUMMARY

May 9 to June 19, 2010

TORONTO TRANSIT COMMISSION

Route	RT dist (km) and date of last change	No. of Veh	Service interval	Run time (min)	Term time (min)	Avg spd (km/h)	No. of Veh	Service interval	Run time (min)	Term time (min)	Avg spd (km/h)	No. of Veh	Service interval	Run time (min)	Term time (min)	Avg spd (km/h)	No. of Veh	Service interval	Run time (min)	Term time (min)	Avg spd (km/h)	No. of Veh	Service interval	Run time (min)	Term time (min)	Avg spd (km/h)	First dep NB or WB	First dep SB or EB	Last dep NB or WB	Last dep SB or EB							
<b>100 FLEMINGDON PARK &amp;</b>	Egl																																				
<b>Monday to Friday</b>	29-Mar-10	Monday-Friday morning peak period				Monday-Friday midday				Monday-Friday afternoon peak period				Monday-Friday early evening				Monday-Friday late evening																			
100 Broadview Stn-Eglinton Stn	31.06	LF	3	16' 00"	98	10	19.0	LF	12	8' 00"	95	1	19.6	LF	3	18' 00"	100	14	18.6	LF	10	9' 00"	90	0	20.7	LF	6	15' 00"	80	10	23.3	535a	505a	120a	120a		
100A Broadview Stn-Don Mills & Wynford	20.53	LF	15	4' 00"	60	0	20.5							LF	10	6' 00"	60	0	20.6														626a	640a	830a	900a	
100D Broadview Stn-Don Mills & Wynford via Linkwood	20.63	LF		16' 00"	60	0	20.6							LF		18' 00"	60	0	20.6															630a	700a	854a	924a
Combined/Average				18' 4' 00"												13' 6' 00"																		259p	330p	636p	630p
				Every 4th 100A operates as a 100 Every 4th 100A operates as a 100D											Every 3rd 100A operates as a 100 Every 3rd 100A operates as a 100D																						
<b>33 FOREST HILL</b>	Wil																																				
<b>Monday to Friday</b>	24-Nov-08	Monday-Friday morning peak period				Monday-Friday midday				Monday-Friday afternoon peak period				Monday-Friday early evening				Monday-Friday late evening																			
33 St Clair West Stn-Eglinton (Roselawn)	7.17	HF	1	30' 00"	30	0	14.3	HF	1	30' 00"	30	0	14.3	HF	1	30' 00"	30	0	14.3	HF	1	30' 00"	30	0	14.3	HF	1	30' 00"	30	0	14.3	700a	716a	100a	1246a		
<b>Saturday</b>	29-Nov-08	Saturday early morning				Saturday morning				Saturday afternoon				Saturday early evening				Saturday late evening																			
33 St Clair West Stn-Eglinton (Roselawn)	7.17	HF	1	30' 00"	30	0	14.3	HF	1	30' 00"	30	0	14.3	HF	1	30' 00"	30	0	14.3	HF	1	30' 00"	30	0	14.3	HF	1	30' 00"	30	0	14.3	700a	716a	100a	1246a		
<b>Sunday</b>	23-Nov-08	Sunday morning				Sunday afternoon				Sunday early evening				Sunday late evening																							
33 St Clair West Stn-Eglinton (Roselawn)	7.17	HF	1	30' 00"	30	0	14.3	HF	1	30' 00"	30	0	14.3	HF	1	30' 00"	30	0	14.3	HF	1	30' 00"	30	0	14.3	HF	1	30' 00"	30	0	14.3	900a	916a	100a	1246a		
<b>135 GERRARD &amp;</b>	Bir																																				
<b>Monday to Friday</b>	10-May-10	Monday-Friday morning peak period				Monday-Friday midday				Monday-Friday afternoon peak period				Monday-Friday early evening				Monday-Friday late evening																			
135 Warden Stn-Main Street Stn	10.81	LF	2	18' 00"	36	0	18.0	LF	2	18' 00"	36	0	18.0	LF	2	18' 00"	36	0	18.0	LF	1	30' 00"	30	0	21.6	LF	1	30' 00"	26	4	25.0	547a	530a	132a	145a		
<b>Saturday</b>	29-Nov-08	Saturday early morning				Saturday morning				Saturday afternoon				Saturday early evening				Saturday late evening																			
135 Warden Stn-Main Street Stn	10.81	LF	1	30' 00"	30	0	21.6	LF	2	20' 00"	35	5	18.5	LF	2	20' 00"	35	5	18.5	LF	1	30' 00"	30	0	21.6	LF	1	30' 00"	30	0	21.6	615a	600a	105a	120a		
<b>Sunday</b>	23-Nov-08	Sunday morning				Sunday afternoon				Sunday early evening				Sunday late evening																							
135 Warden Stn-Main Street Stn	10.81	LF	1	30' 00"	30	0	21.6	LF	1	30' 00"	30	0	21.6	LF	1	30' 00"	30	0	21.6	LF	1	30' 00"	30	0	21.6	LF	1	30' 00"	30	0	21.6	855a	910a	125a	110a		
<b>14 GLENCAIRN &amp;</b>	Wil																																				
<b>Monday to Friday</b>	04-Aug-09	Monday-Friday morning peak period				Monday-Friday midday				Monday-Friday afternoon peak period				Monday-Friday early evening				Monday-Friday late evening																			
14 Davisville Stn-Caledonia	13.42	LF	3	20' 00"	48	12	16.8	LF	2	24' 00"	45	3	17.9	LF	3	20' 00"	48	12	16.8	LF	2	20' 00"	40	0	20.1	LF	2	20' 00"	40	0	20.1	600a	537a	105a	1245a		
<b>Saturday</b>	08-Aug-09	Saturday early morning				Saturday early morning				Saturday early morning				Saturday early morning				Saturday early morning																			
14 Davisville Stn-Caledonia	13.42	LF	2	20' 00"	40	0	20.1	LF	2	24' 00"	45	3	17.9	LF	2	24' 00"	45	3	17.9	LF	2	20' 00"	40	0	20.1	LF	2	20' 00"	40	0	20.1	600a	540a	100a	1240a		
<b>Sunday</b>	02-Aug-09	Saturday early morning				Saturday early morning				Saturday early morning				Saturday early morning																							
14 Davisville Stn-Caledonia	13.42	LF	2	20' 00"	40	0	20.1	LF	2	20' 00"	40	0	20.1	LF	2	20' 00"	40	0	20.1	LF	2	20' 00"	40	0	20.1	LF	2	20' 00"	40	0	20.1	900a	835a	100a	1240a		





## SERVICE SUMMARY

May 9 to June 19, 2010

TORONTO TRANSIT COMMISSION

Route	RT dist (km) and date of last change	Monday-Friday morning peak period					Monday-Friday midday					Monday-Friday afternoon peak period					Monday-Friday early evening					Monday-Friday late evening					First dep NB or WB	First dep SB or EB	Last dep NB or WB	Last dep SB or EB					
		Veh type	No. of Veh	Service interval	Run time (min)	Term time (min)	Avg spd (km/h)	Veh type	No. of Veh	Service interval	Run time (min)	Term time (min)	Avg spd (km/h)	Veh type	No. of Veh	Service interval	Run time (min)	Term time (min)	Avg spd (km/h)	Veh type	No. of Veh	Service interval	Run time (min)	Term time (min)	Avg spd (km/h)	Veh type					No. of Veh	Service interval	Run time (min)	Term time (min)	Avg spd (km/h)
<b>122 GRAYDON HALL &amp;</b>	Wil																																		
<b>Monday to Friday</b>	08-Sep-09																																		
122 York Mills Stn-Roywood via Lesmill	18.76	LF	5	12 ' 00 "	58	2	19.4	LF	3	17 ' 00 "	48	3	23.5	LF	5	13 ' 00 "	62	3	18.2	LF	1.5	30 ' 00 "	55	0	20.5	LF	1.5	30 ' 00 "	48	4	23.5	615a	615a	129a	105a
		Alternates trips with 115 SILVER HILLS					Alternates trips with 115 SILVER HILLS					Alternates trips with 115 SILVER HILLS					Alternates trips with 115 SILVER HILLS					Alternates trips with 115 SILVER HILLS													
<b>Saturday</b>	29-Nov-08																																		
122 York Mills Stn-Roywood via Lesmill	18.76	LF	1.5	30 ' 00 "	50	3	22.5	LF	1.5	30 ' 00 "	50	3	22.5	LF	1.5	30 ' 00 "	50	3	22.5	LF	1.5	30 ' 00 "	45	5	25.0	LF	1.5	30 ' 00 "	45	5	25.0	610a	615a	137a	115a
		Alternates trips with 115 SILVER HILLS					Alternates trips with 115 SILVER HILLS					Alternates trips with 115 SILVER HILLS					Alternates trips with 115 SILVER HILLS					Alternates trips with 115 SILVER HILLS													
<b>Sunday</b>	23-Nov-08																																		
122 York Mills Stn-Roywood via Lesmill	18.76							LF	1.5	30 ' 00 "	50	3	22.5	LF	1.5	30 ' 00 "	50	3	22.5	LF	1.5	30 ' 00 "	45	5	25.0	LF	1.5	30 ' 00 "	45	5	25.0	910a	845a	137a	115a
		Alternates trips with 115 SILVER HILLS					Alternates trips with 115 SILVER HILLS					Alternates trips with 115 SILVER HILLS					Alternates trips with 115 SILVER HILLS					Alternates trips with 115 SILVER HILLS													
<b>31 GREENWOOD &amp;</b>	Bir																																		
<b>Monday to Friday</b>	29-Mar-10																																		
31 Greenwood Stn-Queen	4.70	LF	3	8 ' 00 "	24	0	11.7	LF	2	12 ' 00 "	24	0	11.7	LF	3	8 ' 00 "	24	0	11.7	LF	2	10 ' 00 "	20	0	14.1							804a	748a	910p	900p
31B Greenwood Stn-Eastern	6.68																								LF	1	25 ' 00 "	25	0	16.0	530a	520a	147a	135a	
		31B operates until 800a, 31 operates after 800a					31B operates approx 330p to 415p																												
<b>Saturday</b>	29-Nov-08																																		
31 Greenwood Stn-Queen	4.70							LF	1	20 ' 00 "	20	0	14.1	LF	1	20 ' 00 "	20	0	14.1	LF	1	20 ' 00 "	20	0	14.1							810a	800a	910p	900p
31B Greenwood Stn-Eastern	6.68	LF	1	25 ' 00 "	25	0	16.0																		LF	1	25 ' 00 "	25	0	16.0	607a	555a	142a	130a	
		Alternates trips with 115 SILVER HILLS					Alternates trips with 115 SILVER HILLS					Alternates trips with 115 SILVER HILLS					Alternates trips with 115 SILVER HILLS					Alternates trips with 115 SILVER HILLS													
<b>Sunday</b>	23-Nov-08																																		
31 Greenwood Stn-Queen	4.70							LF	1	20 ' 00 "	20	0	14.1	LF	1	20 ' 00 "	20	0	14.1	LF	1	20 ' 00 "	20	0	14.1							850a	840a	910p	900p
31B Greenwood Stn-Eastern	6.68																								LF	1	25 ' 00 "	25	0	16.0	935p	923p	142a	130a	
		Alternates trips with 115 SILVER HILLS					Alternates trips with 115 SILVER HILLS					Alternates trips with 115 SILVER HILLS					Alternates trips with 115 SILVER HILLS					Alternates trips with 115 SILVER HILLS													
<b>509 HARBOURFRONT</b>	Ron																																		
<b>Monday to Friday</b>	10-May-10																																		
509 Union Station-Exhibition	9.30	CLRV	5	8 ' 00 "	34	6	16.4	CLRV	4	9 ' 00 "	32	4	17.4	CLRV	6	6 ' 30 "	34	5	16.4	CLRV	5	7 ' 15 "	32	5	17.6	CLRV	3	12 ' 00 "	32	4	17.4	603a	548a	116a	100a
		Alternates trips with 115 SILVER HILLS					Alternates trips with 115 SILVER HILLS					Alternates trips with 115 SILVER HILLS					Alternates trips with 115 SILVER HILLS					Alternates trips with 115 SILVER HILLS													
<b>Saturday</b>	15-May-10																																		
509 Union Station-Exhibition	9.30	CLRV	3	12 ' 00 "	32	4	17.4	CLRV	5	8 ' 00 "	36	4	15.5	CLRV	7	5 ' 30 "	36	3	15.5	CLRV	5	8 ' 00 "	36	4	15.5	CLRV	3	12 ' 00 "	32	4	17.4	610a	555a	116a	100a
		Alternates trips with 115 SILVER HILLS					Alternates trips with 115 SILVER HILLS					Alternates trips with 115 SILVER HILLS					Alternates trips with 115 SILVER HILLS					Alternates trips with 115 SILVER HILLS													
<b>Sunday</b>	09-May-10																																		
509 Union Station-Exhibition	9.30							CLRV	4	9 ' 00 "	35	1	15.9	CLRV	6	6 ' 30 "	36	3	15.5	CLRV	4	10 ' 00 "	36	4	15.5	CLRV	3	12 ' 00 "	32	4	17.4	901a	845a	116a	100a
		Alternates trips with 115 SILVER HILLS					Alternates trips with 115 SILVER HILLS					Alternates trips with 115 SILVER HILLS					Alternates trips with 115 SILVER HILLS					Alternates trips with 115 SILVER HILLS													



## SERVICE SUMMARY

May 9 to June 19, 2010

TORONTO TRANSIT COMMISSION

Route	RT dist (km) and date of last change	No. of Veh	Service interval	Run time (min)	Term time (min)	Avg spd (km/h)	No. of Veh	Service interval	Run time (min)	Term time (min)	Avg spd (km/h)	No. of Veh	Service interval	Run time (min)	Term time (min)	Avg spd (km/h)	No. of Veh	Service interval	Run time (min)	Term time (min)	Avg spd (km/h)	First dep NB or WB	First dep SB or EB	Last dep NB or WB	Last dep SB or EB										
<b>38 HIGHLAND CREEK &amp;</b>	Mal																																		
<b>Monday to Friday</b>	10-May-10	Monday-Friday morning peak period						Monday-Friday midday					Monday-Friday afternoon peak period					Monday-Friday early evening					Monday-Friday late evening												
38 Scarborough Centre Stn-Rouge Hill GO Stn	24.01	LF	4.5	15' 00"	66	2	21.8	LF	4	15' 00"	60	0	24.0	LF	4.5	16' 00"	70	2	20.6	LF	5	12' 00"	60	0	24.0	LF	2.5	20' 00"	50	0	28.8	503a	530a	115a	130a
38A Scarborough Centre Stn-U of T Scar.	18.10	LF	3.5	15' 00"	42	11	25.9	LF	3	15' 00"	40	5	27.2	LF	3.5	16' 00"	48	8	22.6													823a	752a	652p	636p
			8	7' 30"					7	7' 30"					8	8' 00"					5	12' 00"						2.5	20' 00"						
			Alternates trips with 133 NEILSON																																
<b>Saturday</b>	10-Jan-09	Saturday early morning						Saturday morning					Saturday afternoon					Saturday early evening					Saturday late evening												
38 Scarborough Centre Stn-Rouge Hill GO Stn	24.01	LF	4	15' 00"	60	0	24.0	LF	4	15' 00"	60	0	24.0	LF	5	12' 00"	60	0	24.0	LF	3	20' 00"	60	0	24.0	LF	2.5	20' 00"	50	0	28.8	551a	621a	1255a	110a
			Alternates trips with 133 NEILSON																																
<b>Sunday</b>	04-Jan-09	Sunday morning						Sunday afternoon					Sunday early evening					Sunday late evening																	
38 Scarborough Centre Stn-Rouge Hill GO Stn	24.01							LF	4	15' 00"	60	0	24.0	LF	4	15' 00"	60	0	24.0	LF	2	30' 00"	60	0	24.0	LF	2	30' 00"	60	0	24.0	850a	820a	100a	100a
<b>191 HIGHWAY 27 ROCKET &amp;</b>	Arw																																		
<b>Monday to Friday</b>	10-May-10	Monday-Friday morning peak period						Monday-Friday midday					Monday-Friday afternoon peak period					Monday-Friday early evening					Monday-Friday late evening												
191 Kipling Stn-Steeles	41.99	LF	13	6' 00"	76	2	33.2	LF	6	12' 00"	70	2	36.0	LF	12	7' 00"	84	0	30.0	LF	3	22' 00"	66	0	38.2	LF	2	30' 00"	60	0	42.0	612a	505a	100a	1230a
		Operates NB via Attwell and Royalcrest						Operates SB via Royalcrest and Attwell																											
<b>Saturday</b>	09-Jan-10	Saturday early morning						Saturday morning					Saturday afternoon					Saturday early evening					Saturday late evening												
191 Kipling Stn-Steeles	38.59	LF	2	30' 00"	60	0	38.6	LF	4	17' 00"	66	2	35.1	LF	6	12' 00"	66	6	35.1	LF	3	22' 00"	66	0	35.1	LF	2	30' 00"	60	0	38.6	630a	600a	100a	1230a
<b>Sunday</b>	21-Jun-09	Sunday morning						Sunday afternoon					Sunday early evening					Sunday late evening																	
191 Kipling Stn-Steeles	38.59							LF	3	20' 00"	60	0	38.6	LF	3	22' 00"	66	0	35.1	LF	3	22' 00"	66	0	35.1	LF	2	30' 00"	60	0	38.6	850a	815a	100a	1230a
<b>169 HUNTINGWOOD &amp;</b>	Egl																																		
<b>Monday to Friday</b>	04-Jan-10	Monday-Friday morning peak period						Monday-Friday midday					Monday-Friday afternoon peak period					Monday-Friday early evening					Monday-Friday late evening												
169 Don Mills Stn-Scarborough Centre Stn	24.16	LF	4	20' 00"	76	4	19.1							LF	3	30' 00"	79	11	18.3													530a	540a	900a	840a
169A Don Mills Stn-Scarborough Centre Stn via Van Horne	28.39							LF	3	30' 00"	87	3	19.6							LF	3	30' 00"	85	5	20.0	LF	3	30' 00"	82	8	20.8	300p	315p	700p	615p
																											930a	900a	230p	245p					
																											730p	645p	100a	115a					
<b>Saturday</b>	09-Jan-10	Saturday early morning						Saturday morning					Saturday afternoon					Saturday early evening					Saturday late evening												
169A Don Mills Stn-Scarborough Centre Stn via Van Horne	28.39	LF	3	30' 00"	85	5	20.0	LF	3	30' 00"	85	5	20.0	LF	3	30' 00"	85	5	20.0	LF	3	30' 00"	85	5	20.0	LF	3	30' 00"	82	8	20.8	600a	545a	100a	115a
<b>Sunday</b>	03-Jan-10	Sunday morning						Sunday afternoon					Sunday early evening					Sunday late evening																	
169A Don Mills Stn-Scarborough Centre Stn via Van Horne	28.39							LF	3	30' 00"	82	8	20.8	LF	3	30' 00"	82	8	20.8	LF	3	30' 00"	82	8	20.8	LF	3	30' 00"	82	8	20.8	915a	900a	1245a	100a



## SERVICE SUMMARY

May 9 to June 19, 2010

TORONTO TRANSIT COMMISSION

Route	RT dist (km) and date of last change	No. of Veh	Service interval	Run time (min)	Term time (min)	Avg spd (km/h)	No. of Veh	Service interval	Run time (min)	Term time (min)	Avg spd (km/h)	No. of Veh	Service interval	Run time (min)	Term time (min)	Avg spd (km/h)	No. of Veh	Service interval	Run time (min)	Term time (min)	Avg spd (km/h)	First dep NB or WB	First dep SB or EB	Last dep NB or WB	Last dep SB or EB												
<b>37 ISLINGTON &amp;</b> Arw Service outside Toronto north of Steeles Avenue is provided under contract to York Region.																																					
<b>Monday to Friday</b>	29-Mar-10	Monday-Friday morning peak period						Monday-Friday midday						Monday-Friday afternoon peak period						Monday-Friday early evening						Monday-Friday late evening											
37 Islington Stn-Steeles	28.45	LF	12	7' 30"	85	5	20.1	LF	7	12' 00"	77	7	22.2	LF	10	9' 00"	85	5	20.1	LF	3	30' 00"	80	10	21.3	LF	3	30' 00"	76	14	22.5	545a	522a	231a	145a		
37A Islington Stn-Woodbine Centre and Humberwood via Rexdale Blvd	33.25	LF	4	22' 30"	84	6	23.8	LF	7	12' 00"	84	0	23.8	LF	5	18' 00"	90	0	22.2	LF	3	30' 00"	89	1	22.4	LF	3	30' 00"	82	8	24.3	552a	559a	115a	1236a		
37D Islington Stn-Highway 7 via Pine Valley	38.86	LF	1	30' 00"	115	5	20.3	LF	1	36' 00"	101	19	23.1	LF	1	36' 00"	115	11	20.3													549a	600a	604p	713p		
Combined/Average			17	5' 38"				15	6' 00"					16	6' 00"					6	15' 00"					6	15' 00"										
			Every 4th 37 operates as a 37D						Every 3rd 37 operates as a 37D						Every 4th 37 operates as a 37D																						
<b>Saturday</b> 28-Nov-09																																					
Saturday early morning																																					
Saturday morning																																					
Saturday afternoon																																					
Saturday early evening																																					
Saturday late evening																																					
37 Islington Stn-Steeles	28.45	LF	4	20' 00"	80	0	21.3	LF	4	20' 00"	80	0	21.3	LF	4	20' 00"	80	0	21.3	LF	3	30' 00"	75	15	22.8	LF	3	30' 00"	75	15	22.8	548a	537a	231a	145a		
37A Islington Stn-Woodbine Centre and Humberwood via Rexdale Blvd	33.25	LF	3	24' 00"	72	0	27.7	LF	8	10' 00"	72	8	27.7	LF	9	8' 30"	72	5	27.7	LF	8	10' 00"	72	8	27.7	LF	5	15' 00"	72	3	27.7	552a	612a	115a	1237a		
Combined/Average			7	10' 55"				12	6' 40"					13	5' 58"					11	7' 30"					8	10' 00"										
<b>Sunday</b> 03-Jan-10																																					
Sunday early morning																																					
Sunday morning																																					
Sunday afternoon																																					
Sunday early evening																																					
Sunday late evening																																					
37 Islington Stn-Steeles	28.45	LF	4	20' 00"	75	5	22.8	LF	4	20' 00"	75	5	22.8	LF	4	20' 00"	75	5	22.8	LF	3	30' 00"	75	15	22.8									900a	830a	948p	1018p
37A Islington Stn-Woodbine Centre and Humberwood via Rexdale Blvd	33.25	LF	3	24' 00"	70	2	28.5	LF	6	12' 00"	72	0	27.7	LF	8	10' 00"	72	8	27.7	LF	4	20' 00"	72	8	27.7	LF	3	30' 00"	72	18	27.7	552a	602a	117a	1234a		
37C Islington Stn-Steeles & Kipling	31.32																									LF	3	30' 00"	81	9	23.2	1004p	1045p	239a	145a		
Combined/Average			7	10' 55"				10	7' 30"					12	6' 40"					7	12' 00"					6	15' 00"										
<b>311 ISLINGTON &amp;</b> Arw																																					
<b>Overnight, 7 days a week</b> 23-Nov-08																																					
Monday-Friday overnight																																					
Saturday overnight																																					
Sunday overnight																																					
311 Lake Shore-Steeles	41.56	LF	3	30' 00"	90	0	27.7	LF	3	30' 00"	90	0	27.7	LF	3	30' 00"	90	0	27.7																		
<b>110 ISLINGTON SOUTH &amp;</b> Qsy																																					
<b>Monday to Friday</b> 29-Mar-10																																					
Monday-Friday morning peak period																																					
Monday-Friday midday																																					
Monday-Friday afternoon peak period																																					
Monday-Friday early evening																																					
Monday-Friday late evening																																					
110 Islington Stn-Lake Shore	11.52	LF	4	11' 00"	38	6	18.2	LF	1.5	22' 00"	33	0	20.9	LF	4	11' 00"	40	4	17.3	LF	1.5	22' 00"	33	0	20.9	LF	1	30' 00"	30	0	23.0	531a	545a	245a	230a		
110A Islington Stn-Long Branch via Horner and Browns Line	17.56	LF	2.5	22' 00"	53	2	19.9	LF	2.5	22' 00"	53	2	19.9	LF	3	22' 00"	56	10	18.8	LF	2.5	22' 00"	54	1	19.5	LF	2	30' 00"	50	10	21.1	518a	555a	120a	115a		
110B Islington Stn-Long Branch via Horner and 30th Street	17.53	LF	2.5	22' 00"	53	2	19.8							LF	3	22' 00"	56	10	18.8															610a	605a	844a	902a
Combined/Average			9	5' 30"				4	11' 00"					10	5' 30"					4	11' 00"					3	15' 00"										
<b>Saturday</b> 09-Jan-10																																					
Saturday early morning																																					
Saturday morning																																					
Saturday afternoon																																					
Saturday early evening																																					
Saturday late evening																																					
110 Islington Stn-Lake Shore	11.52	LF	1.5	22' 00"	33	0	20.9	LF	1.5	22' 00"	33	0	20.9	LF	1.5	22' 00"	33	0	20.9	LF	1.5	20' 00"	30	0	23.0	LF	1	30' 00"	30	0	23.0	540a	601a	245a	230a		
110A Islington Stn-Long Branch via Horner and Browns Line	17.56	LF	2.5	22' 00"	54	1	19.5	LF	2.5	22' 00"	54	1	19.5	LF	2.5	22' 00"	54	1	19.5	LF	2.5	20' 00"	50	0	21.1	LF	2	30' 00"	50	10	21.1	546a	550a	1250a	115a		
Combined/Average			4	11' 00"				4	11' 00"					4	11' 00"					4	10' 00"					3	15' 00"										
<b>Sunday</b> 03-Jan-10																																					
Sunday morning																																					
Sunday afternoon																																					
Sunday early evening																																					
Sunday late evening																																					
110 Islington Stn-Lake Shore	11.52							LF	1.5	20' 00"	30	0	23.0	LF	1.5	20' 00"	30	0	23.0	LF	1	30' 00"	30	0	23.0	LF	1	30' 00"	30	0	23.0	830a	900a	245a	230a		
110A Islington Stn-Long Branch via Horner and Browns Line	17.56							LF	2.5	20' 00"	50	0	21.1	LF	2.5	20' 00"	50	0	21.1	LF	2	30' 00"	50	10	21.1	LF	2	30' 00"	50	10	21.1	835a	845a	1250a	115a		
Combined/Average			4	10' 00"				4	10' 00"					3	15' 00"					3	15' 00"					3	15' 00"										

Overnight service on Islington Avenue provided by 311 ISLINGTON



## SERVICE SUMMARY

May 9 to June 19, 2010

TORONTO TRANSIT COMMISSION

Route	RT dist (km) and date of last change	No. of					Run time					Term time					Avg spd					First dep NB or WB	First dep SB or EB	Last dep NB or WB	Last dep SB or EB										
		Veh type	Veh	Service interval	(min)	(min)	(km/h)	Veh type	Veh	Service interval	(min)	(min)	(km/h)	Veh type	Veh	Service interval	(min)	(min)	(km/h)	Veh type	Veh					Service interval	(min)	(min)	(km/h)						
<b>35 JANE &amp;</b>																																			
Arw Service outside Toronto north of Steeles Avenue is provided under contract to York Region																																			
<b>Monday to Friday</b> 10-May-10																																			
Monday-Friday morning peak period																																			
Monday-Friday midday																																			
Monday-Friday afternoon peak period																																			
Monday-Friday early evening																																			
Monday-Friday late evening																																			
35A Jane Stn-Steeles via Hullmar	31.17	LF	9	11 ' 00 "	91	8	20.6																					520a 240p	616a 247p	831a 653p	901a 641p				
35B Jane Stn-Pioneer Village & Steeles	29.71							LF		27 ' 00 "	92	3	19.4	LF	6	17 ' 00 "	97	5	18.4	LF		26 ' 00 "	90	0	19.8					818a	904a	923p	1010p		
35C Jane Stn-Steeles	29.69	LF	9	11 ' 00 "	93	6	19.2	LF	21	4 ' 30 "	92	3	19.4	LF	6	17 ' 00 "	97	5	18.4	LF	14	6 ' 30 "	90	0	19.7	LF	9	9 ' 00 "	76	5	23.4	505a	425a	215a	145a
35D Jane Stn-Langstaff Rd	40.41	LF	11	11 ' 00 "	117	4	20.7	LF	1	27 ' 00 "	117	5	20.7	LF	8	17 ' 00 "	125	11	19.4	LF	1	26 ' 00 "	115	2	21.1					530a	622a	940p	1041p		
35E Jane Stn-York University Express	34.28	LF	6	15 ' 00 "	88	2	23.4							LF	7	15 ' 00 "	100	5	20.6												706a 325p	852a 235p	921a 610p	852a 605p	
Combined/Average			35	2 ' 57 "					22	4 ' 30 "				33	3 ' 19 "					14.9	6 ' 30 "					9	9 ' 00 "								
Every 6th 35C operates as a 35B																																			
Every 6th 35C operates as a 35D																																			
Every 4th 35C operates as a 35B																																			
Every 4th 35C operates as a 35D																																			
<b>Saturday</b> 06-Sep-08																																			
Saturday early morning																																			
Saturday morning																																			
Saturday afternoon																																			
Saturday early evening																																			
Saturday late evening																																			
35B Jane Stn-Pioneer Village & Steeles	29.71							LF		30 ' 00 "	93	2	19.1	LF		26 ' 00 "	93	2	19.1	LF	7.5	12 ' 00 "	86	4	20.7						821a	859a	954p	1036p	
35C Jane Stn-Steeles	29.69	LF	12	7 ' 00 "	80	4	22.3	LF	19	5 ' 00 "	93	2	19.2	LF	22	4 ' 20 "	93	2	19.2	LF	7.5	12 ' 00 "	86	4	20.7	LF	8	10 ' 00 "	76	4	23.4	512a	427a	215a	142a
35D Jane Stn-Langstaff Rd	40.41	LF	1	28 ' 00 "	97	15	25.0	LF	1	30 ' 00 "	117	8	20.7	LF	1	26 ' 00 "	118	3	20.5													615a	714a	639p	742p
Combined/Average			13	7 ' 00 "					20	5 ' 00 "					23	4 ' 20 "					15	6 ' 00 "				8	10 ' 00 "								
Every 6th 35C operates as a 35B																																			
Every 6th 35C operates as a 35D																																			
Every 4th 35C operates as a 35D																																			
<b>Sunday</b> 15-Feb-09																																			
Sunday early morning																																			
Sunday morning																																			
Sunday afternoon																																			
Sunday early evening																																			
Sunday late evening																																			
35B Jane Stn-Pioneer Village & Steeles	29.71							LF	8	11 ' 00 "	84	4	21.2	LF	9.5	10 ' 00 "	90	5	19.8	LF	6	14 ' 00 "	83	1	21.5							850a	926a	951p	1033p
35C Jane Stn-Steeles	29.69	LF	3	30 ' 00 "	74	16	24.1	LF	8	11 ' 00 "	84	4	21.2	LF	9.5	10 ' 00 "	90	5	19.8	LF	6	14 ' 00 "	83	1	21.5	LF	8	10 ' 00 "	76	4	23.4	520a	427a	215a	142a
Combined/Average			3	30 ' 00 "					16	5 ' 30 "					19	5 ' 00 "					12	7 ' 00 "				8	10 ' 00 "								
<b>313 JANE &amp;</b>																																			
Arw																																			
<b>Overnight, 7 days a week</b> 31-Jul-05																																			
Monday-Friday overnight																																			
Saturday overnight																																			
Sunday overnight																																			
313 Steeles-Queen via Dundas and Roncesvalles	37.42	LF	3	30 ' 00 "	90	0	24.9	LF	3	30 ' 00 "	90	0	24.9	LF	3	30 ' 00 "	90	0	24.9																
<b>83 JONES &amp;</b>																																			
Bir																																			
<b>Monday to Friday</b> 17-Feb-09																																			
Monday-Friday morning peak period																																			
Monday-Friday midday																																			
Monday-Friday afternoon peak period																																			
Monday-Friday early evening																																			
Monday-Friday late evening																																			
83 Donlands Stn-Commissioners	7.61	LF	3	12 ' 00 "	36	0	12.7	LF	1	30 ' 00 "	30	0	15.2	LF	2	18 ' 00 "	36	0	12.7	LF	1	30 ' 00 "	30	0	15.2	LF	1	30 ' 00 "	30	0	15.2	535a	545a	115a	100a
<b>Saturday</b> 21-Feb-09																																			
Saturday early morning																																			
Saturday morning																																			
Saturday afternoon																																			
Saturday early evening																																			
Saturday late evening																																			
83 Donlands Stn-Commissioners	7.61	LF	1	30 ' 00 "	30	0	15.2	LF	1	30 ' 00 "	30	0	15.2	LF	1	30 ' 00 "	30	0	15.2	LF	1	30 ' 00 "	30	0	15.2	LF	1	30 ' 00 "	30	0	15.2	615a	600a	115a	100a
<b>Sunday</b> 15-Feb-09																																			
Sunday morning																																			
Sunday afternoon																																			
Sunday early evening																																			
Sunday late evening																																			
83 Donlands Stn-Commissioners	7.61							LF	1	30 ' 00 "	30	0	15.2	LF	1	30 ' 00 "	30	0	15.2	LF	1	30 ' 00 "	30	0	15.2	LF	1	30 ' 00 "	30	0	15.2	915a	900a	115a	100a



# SERVICE SUMMARY

May 9 to June 19, 2010

TORONTO TRANSIT COMMISSION

Route	RT dist (km) and date of last change	No. of Veh	Service interval	Run time (min)	Term time (min)	Avg spd (km/h)	No. of Veh	Service interval	Run time (min)	Term time (min)	Avg spd (km/h)	No. of Veh	Service interval	Run time (min)	Term time (min)	Avg spd (km/h)	No. of Veh	Service interval	Run time (min)	Term time (min)	Avg spd (km/h)	No. of Veh	Service interval	Run time (min)	Term time (min)	Avg spd (km/h)	First dep NB or WB	First dep SB or EB	Last dep NB or WB	Last dep SB or EB			
<b>40 JUNCTION &amp; Monday to Friday</b>	MtD 24-Nov-08	Monday-Friday morning peak period						Monday-Friday midday						Monday-Friday afternoon peak period						Monday-Friday early evening						Monday-Friday late evening							
40 Dundas West Stn-Runnymede	6.03	LF 3	8' 00"	20	4	18.1	LF 2	15' 00"	30	0	12.1	LF 4	7' 30"	30	0	12.1	LF 2	12' 00"	22	2	16.4	LF 1	20' 00"	16	4	22.6	456a	505a	140a	150a			
<b>Saturday</b>	29-Nov-08	Saturday early morning						Saturday morning						Saturday afternoon						Saturday early evening						Saturday late evening							
40 Dundas West Stn-Runnymede	6.03	LF 2	8' 00"	14	2	25.8	LF 2	12' 00"	22	2	16.4	LF 2	15' 00"	30	0	12.1	LF 2	12' 00"	18	6	20.1	LF 1	20' 00"	16	4	22.6	510a	503a	150a	200a			
<b>Sunday</b>	23-Nov-08	Sunday early morning						Sunday morning						Sunday afternoon						Sunday early evening						Sunday late evening							
40 Dundas West Stn-Runnymede	6.03	LF 1	20' 00"	14	6	25.8	LF 2	12' 00"	20	4	18.1	LF 2	12' 00"	20	4	18.1	LF 2	12' 00"	18	6	20.1	LF 1	20' 00"	14	6	25.8	500a	507a	210a	200a			
Overnight service provided by 313 JANE																																	
<b>41 KEELE &amp; Monday to Friday</b>	MtD 04-Jan-10	Monday-Friday morning peak period						Monday-Friday midday						Monday-Friday afternoon peak period						Monday-Friday early evening						Monday-Friday late evening							
41 Keele Stn-York University and Steeles	32.46											LF 7	15' 00"	105	0	18.5	LF 4	24' 00"	92	4	21.2												
41B Keele Stn-Steeles & Petrolia via York University	33.25	LF 14	7' 45"	108	1	18.5	LF 15	7' 20"	110	0	18.1	LF 17	7' 05"	120	1	16.6																	
41E Keele Stn-York University Express	27.36	LF 8	11' 30"	90	2	18.2						LF 9	11' 00"	99	0	16.6																	
Combined/Average			22	4' 38"				15	7' 20"				26	4' 19"				7	15' 00"					4	24' 00"								
<b>Saturday</b>	29-Nov-08	Saturday early morning						Saturday morning						Saturday afternoon						Saturday early evening						Saturday late evening							
41 Keele Stn-York University and Steeles	32.46	LF 8	12' 00"	96	0	20.3	LF 15	7' 20"	110	0	17.7	LF 18	6' 15"	112	0	17.4	LF 6	15' 00"	90	0	21.6	LF 4	22' 00"	88	0	22.1	455a	500a	140a	150a			
<b>Sunday</b>	23-Nov-08	Sunday early morning						Sunday morning						Sunday afternoon						Sunday early evening						Sunday late evening							
41 Keele Stn-York University and Steeles	32.46	LF 4	22' 00"	88	0	22.1	LF 8	12' 00"	96	0	20.3	LF 10	11' 15"	112	0	17.4	LF 5	18' 00"	90	0	21.6	LF 4	22' 00"	88	0	22.1	630a	715a	140a	220a			
<b>107 KEELE NORTH &amp; Monday to Friday</b>	Wtl 04-Jan-10	Service outside Toronto north of Steeles Avenue, all late evening and weekend service in Toronto, and all midday service in Toronto on the 107B branch is provided under contract to York Region																															
107B Downsview Stn-Rutherford Go Stn via Chesswood and York University	33.76	Lift 6	16' 30"	93	6	21.8	Lift 2	40' 00"	75	5	27.0	Lift 5	20' 00"	94	6	21.6																	
107B Downsview Stn-Rutherford Go Stn via Chesswood	32.32	Lift <b>Two NB Trips</b>																															
107C Downsview Stn-Teston Rd	35.92																	Lift 3	30' 00"	80	10	26.9	Lift 2	40' 00"	75	5	28.7						
107C Downsview Stn-Teston Rd via York University	37.37	Lift 3.5	33' 00"	103	12	21.7	Lift 3	30' 00"	86	4	26.1	Lift 3.5	34' 00"	111	8	20.2																	
107F Downsview Stn-Kirby Rd via York University	40.88	Lift 3.5	33' 00"	115	0	21.3						Lift 3.5	34' 00"	117	2	21.0																	
Combined/Average			13	8' 15"				5	17' 09"				12	9' 11"				3	30' 00"				2	40' 00"									
Buses operate southbound via York University      Buses operate via York University SB before noon, and NB after noon.      Buses operate northbound via York University																																	
<b>Saturday</b>	09-Jan-10	Saturday early morning						Saturday morning						Saturday afternoon						Saturday early evening						Saturday late evening							
107C Downsview Stn-Teston Rd	35.92	Lift 1.5	60' 00"	80	10	26.9	Lift 1.5	60' 00"	86	4	25.1	Lift 1.5	60' 00"	86	4	25.1	Lift 1.5	60' 00"	80	10	26.9	Lift 1	80' 00"	75	5	28.7	630a	715a	1040p	1124p			
107D Downsview Stn-McNaughton	32.22	Lift 1.5	60' 00"	80	10	24.2	Lift 1.5	60' 00"	86	4	22.5	Lift 1.5	60' 00"	86	4	22.5	Lift 1.5	60' 00"	80	10	24.2	Lift 1	80' 00"	75	5	25.8	600a	645a	920p	1000p			
Combined/Average			3	30' 00"				3	30' 00"				3	30' 00"				3	30' 00"				2	40' 00"									
<b>Sunday</b>	03-Jan-10	Sunday morning						Sunday afternoon						Sunday early evening						Sunday late evening													
107C Downsview Stn-Teston Rd	35.92	Lift 1	80' 00"	75	5	28.7	Lift 1	80' 00"	75	5	28.7	Lift 1	80' 00"	75	5	28.7	Lift 1	80' 00"	75	5	28.7	Lift 1	80' 00"	75	5	28.7	920a	840a	1040p	1123p			
107D Downsview Stn-McNaughton	32.22	Lift 1	80' 00"	75	5	25.8	Lift 1	80' 00"	75	5	25.8	Lift 1	80' 00"	75	5	25.8	Lift 1	80' 00"	75	5	25.8	Lift 1	80' 00"	75	5	25.8	1000a	920a	1000p	1040p			
Combined/Average			2	40' 00"				2	40' 00"				2	40' 00"				2	40' 00"				2	40' 00"									



## SERVICE SUMMARY

May 9 to June 19, 2010

TORONTO TRANSIT COMMISSION

Route	RT dist (km) and date of last change	Monday-Friday morning peak period					Monday-Friday midday					Monday-Friday afternoon peak period					Monday-Friday early evening					Monday-Friday late evening					First dep NB or WB	First dep SB or EB	Last dep NB or WB	Last dep SB or EB					
		Veh type	No. of Veh	Service interval	Run time (min)	Term time (min)	Avg spd (km/h)	Veh type	No. of Veh	Service interval	Run time (min)	Term time (min)	Avg spd (km/h)	Veh type	No. of Veh	Service interval	Run time (min)	Term time (min)	Avg spd (km/h)	Veh type	No. of Veh	Service interval	Run time (min)	Term time (min)	Avg spd (km/h)	Veh type					No. of Veh	Service interval	Run time (min)	Term time (min)	Avg spd (km/h)
<b>43 KENNEDY &amp;</b>	Egl																																		
<b>Monday to Friday</b>	04-Jan-10																																		
43 Kennedy Stn-Steeles	23.76	LF	5.5	14 ' 00 "	72	5	19.8	LF	5	15 ' 00 "	70	5	20.4	LF	7.5	12 ' 00 "	86	4	16.6	LF	5	15 ' 00 "	70	5	20.4	LF	4	15 ' 00 "	60	0	23.8	525a	530a	210a	135a
43B Kennedy Stn-Scarborough Centre Stn via Progress	14.23	LF	3.5	14 ' 00 "	48	1	17.8	LF	3	15 ' 00 "	42	3	20.3	LF	4.5	12 ' 00 "	48	6	17.8	LF	3	15 ' 00 "	42	3	20.3	LF	1.5	30 ' 00 "	40	5	21.3	605a	533a	1258a	108a
Combined/Average			9	7 ' 00 "					8	7 ' 30 "					12	6 ' 00 "					8	7 ' 30 "					5.5	10 ' 00 "							
Alternates trips with 134 PROGRESS																																			
<b>Saturday</b>	09-Jan-10																																		
43 Kennedy Stn-Steeles	23.76	LF	3	20 ' 00 "	60	0	23.8	LF	6.5	12 ' 00 "	76	2	18.8	LF	6.5	12 ' 00 "	76	2	18.8	LF	3	20 ' 00 "	60	0	23.8	LF	3	20 ' 00 "	60	0	23.8	540a	610a	205a	130a
43B Kennedy Stn-Scarborough Centre Stn via Progress	14.23	LF	2	20 ' 00 "	40	0	21.3	LF	3.5	12 ' 00 "	40	2	21.3	LF	3.5	12 ' 00 "	40	2	21.3	LF	2	20 ' 00 "	40	0	21.3	LF	1.5	30 ' 00 "	40	5	21.3	550a	610a	103a	1257a
Combined/Average			5	10 ' 00 "					10	6 ' 00 "					10	6 ' 00 "					5	10 ' 00 "					4.5	12 ' 00 "							
Alternates trips with 134 PROGRESS																																			
<b>Sunday</b>	03-Jan-10																																		
43 Kennedy Stn-Steeles	23.76	LF	2	30 ' 00 "	60	0	23.8	LF	8	8 ' 45 "	65	5	21.9	LF	8	8 ' 45 "	68	2	21.0	LF	3	20 ' 00 "	54	6	26.4	LF	3	20 ' 00 "	54	6	26.4	800a	830a	210a	137a
43B Kennedy Stn-Scarborough Centre Stn via Progress	14.23							LF	1.5	30 ' 00 "	40	5	21.3	LF	1.5	30 ' 00 "	40	5	21.3	LF	1.5	30 ' 00 "	40	5	21.3	LF	1.5	30 ' 00 "	40	5	21.3	900a	910a	100a	1240a
Combined/Average			2	30 ' 00 "					9.5	6 ' 46 "					9.5	6 ' 46 "					4.5	12 ' 00 "					4.5	12 ' 00 "							
Alternates trips with 134 PROGRESS																																			
<b>504 KING</b>	Ron/Rus/Qsy	Temporary routing change - City of Toronto water main replacement on Roncesvalles between Dundas St. & Queen St. and on King St. between Queen St. & Close St.																																	
<b>Monday to Friday</b>	10-May-10																																		
504 Roncesvalles & Queen-Broadview Stn	22.30	CLRV	25	4 ' 00 "	98	2	13.7	CLRV	23	4 ' 15 "	94	4	14.2	CLRV	34	3 ' 20 "	108	6	12.4	CLRV	17	5 ' 30 "	89	5	15.0	CLRV	12	7 ' 00 "	82	2	16.3	500a	506a	205a	215a
504 Roncesvalles & Queen-Broadview Stn	22.30	ALRV	7	trips																															
504 Roncesvalles & Queen-Broadview Stn	22.30	CLRV	9	trips																															
Combined/Average			41																																
504 Dundas West Stn-Strachan	10.31	HF	13	3 ' 45 "	47	2	13.2	HF	9	5 ' 00 "	45	0	13.7	HF	15	3 ' 20 "	47	3	13.2	HF	8	5 ' 30 "	44	0	14.1	HF	6	7 ' 00 "	42	0	14.7	516a	457a	229a	208a
See also 508 LAKE SHORE																																			
<b>Saturday</b>	15-May-10																																		
504 Roncesvalles & Queen-Broadview Stn	22.30	CLRV	9	10 ' 00 "	87	3	15.4	CLRV	11	8 ' 20 "	91	1	14.7	CLRV	15	6 ' 15 "	91	3	14.7	CLRV	10	8 ' 00 "	80	0	16.7	CLRV	9	9 ' 00 "	78	3	17.2	500a	459a	230a	259a
504 Dundas West Stn-Strachan	10.31	HF	4	10 ' 00 "	40	0	15.5	HF	5	9 ' 00 "	43	2	14.4	HF	7	6 ' 30 "	43	3	14.4	HF	4	10 ' 00 "	40	0	15.5	HF	4	10 ' 00 "	40	0	15.5	510a	450a	300a	245a
<b>Sunday</b>	09-May-10																																		
504 Roncesvalles & Queen-Broadview Stn	22.30	CLRV	6	15 ' 00 "	82	8	16.3	CLRV	13	7 ' 00 "	88	3	15.2	CLRV	15	6 ' 15 "	89	5	15.0	CLRV	9	9 ' 00 "	80	1	16.7	CLRV	8	10 ' 00 "	79	1	16.9	520a	528a	220a	229a
504 Dundas West Stn-Strachan	10.31	HF	3	15 ' 00 "	40	5	15.5	HF	6	7 ' 30 "	43	2	14.4	HF	7	6 ' 30 "	43	3	14.4	HF	4	10 ' 00 "	40	0	15.5	HF	4	10 ' 00 "	40	0	15.5	531a	511a	240a	220a

Overnight service on Roncesvalles Avenue provided by 313 JANE and overnight service on Broadview Avenue provided by 303 DON MILLS



## SERVICE SUMMARY

May 9 to June 19, 2010

### TORONTO TRANSIT COMMISSION

Route	RT dist (km) and date of last change	Veh type	No. of Veh	Service interval	Run time (min)	Term time (min)	Avg spd (km/h)	No. of Veh	Service interval	Run time (min)	Term time (min)	Avg spd (km/h)	Veh type	No. of Veh	Service interval	Run time (min)	Term time (min)	Avg spd (km/h)	Veh type	No. of Veh	Service interval	Run time (min)	Term time (min)	Avg spd (km/h)	Veh type	No. of Veh	Service interval	Run time (min)	Term time (min)	Avg spd (km/h)	First dep NB or WB	First dep SB or EB	Last dep NB or WB	Last dep SB or EB						
<b>12 KINGSTON RD &amp; Bir</b>	29-Mar-10																																							
<b>Monday to Friday</b>			Monday-Friday morning peak period				Monday-Friday midday				Monday-Friday afternoon peak period				Monday-Friday early evening				Monday-Friday late evening																					
12 Victoria Park Stn-St Clair	16.85	LF	4	14 ' 00 "	54	2	18.7	LF	2.5	20 ' 00 "	50	0	20.2	LF	3.5	16 ' 00 "	54	2	18.7	LF	2.5	20 ' 00 "	50	0	20.2							523a	545a	955p	950p					
12B Victoria Park Stn-Kennedy Stn via Brimley	22.61	LF	5	14 ' 00 "	68	2	20.0	LF	3.5	20 ' 00 "	65	5	20.9	LF	4.5	16 ' 00 "	72	0	18.8	LF	3.5	20 ' 00 "	65	5	20.9	LF	3	20 ' 00 "	60	0	22.6	556a	552a	110a	100a					
Combined/Average			9	7 ' 00 "				6	10 ' 00 "				8	8 ' 00 "					6	10 ' 00 "					3	20 ' 00 "														
Before 9:00 am, 12 operates Kingston Rd, Brimley, Barkdene, Brooklawn, St Clair, Brimley and Kingston Rd After 9:00 am, 12 operates Kingston Rd, Brimley, St Clair, Brooklawn, Barkdene, Brimley and Kingston Rd																																								
<b>Saturday</b>	29-Nov-08		Saturday early morning				Saturday morning				Saturday afternoon				Saturday early evening				Saturday late evening																					
12B Victoria Park Stn-Kennedy Stn via Brimley	22.61	LF	4	17 ' 00 "	65	3	20.9	LF	4	17 ' 00 "	65	3	20.9	LF	4	17 ' 00 "	65	3	20.9	LF	3	20 ' 00 "	60	0	22.6	LF	2	30 ' 00 "	60	0	22.6	529a	603a	100a	100a					
<b>Sunday</b>	23-Nov-08		Sunday early morning				Sunday morning				Sunday afternoon				Sunday early evening				Sunday late evening																					
12B Victoria Park Stn-Kennedy Stn via Brimley	22.61	LF	4	15 ' 00 "	60	0	22.6	LF	4	17 ' 00 "	65	3	20.9	LF	4	17 ' 00 "	65	3	20.9	LF	3	20 ' 00 "	60	0	22.6	LF	2	30 ' 00 "	60	0	22.6	802a	745a	100a	100a					
Overnight service on Victoria Park Avenue provided by 324 VICTORIA PARK																																								
<b>503 KINGSTON RD</b>	Mal		See 502 DOWNTOWNER																																					
503 Victoria Park-York																																								
<b>45 KIPLING &amp; Qsy</b>	10-May-10		Monday-Friday morning peak period				Monday-Friday midday				Monday-Friday afternoon peak period				Monday-Friday early evening				Monday-Friday late evening																					
45 Kipling Stn-Steeles	29.34	LF	5	16 ' 00 "	76	4	23.2	LF	10	8 ' 00 "	72	8	24.4	LF	6	13 ' 20 "	79	1	22.3	LF	9	8 ' 00 "	68	4	25.9	LF	5	13 ' 00 "	61	4	28.9	430a	445a	151a	207a					
45A Kipling Stn-Carlingview via Belfield	25.04	LF	4	16 ' 00 "	59	5	25.5	LF	3	20 ' 00 "	56	4	26.8	LF	5	13 ' 20 "	59	7	25.3																					
45E Kipling Stn-Steeles Express	29.34	LF	14	5 ' 00 "	67	3	26.3						LF	10	7 ' 15 "	72	1	24.4																						
Combined/Average			23	3 ' 05 "				13	5 ' 43 "				21	3 ' 28 "					9	8 ' 00 "					5	13 ' 00 "														
<b>Saturday</b>	20-Feb-10		Saturday early morning				Saturday morning				Saturday afternoon				Saturday early evening				Saturday late evening																					
45 Kipling Stn-Steeles	29.34	LF	5	13 ' 00 "	65	0	27.1	LF	8	9 ' 00 "	70	2	25.1	LF	9	8 ' 00 "	70	2	25.1	LF	6	12 ' 00 "	66	6	26.7	LF	4	17 ' 00 "	61	7	28.9	543a	543a	134a	207a					
<b>Sunday</b>	14-Feb-10		Sunday early morning				Sunday morning				Sunday afternoon				Sunday early evening				Sunday late evening																					
45 Kipling Stn-Steeles	29.34	LF	5	15 ' 00 "	67	8	26.3	LF	5	15 ' 00 "	67	8	26.3	LF	6	12 ' 00 "	68	4	25.9	LF	6	12 ' 00 "	68	4	25.9	LF	4	17 ' 00 "	61	7	28.9	800a	807a	100a	133a					
<b>44 KIPLING SOUTH &amp; Qsy</b>	10-May-10		Monday-Friday morning peak period				Monday-Friday midday				Monday-Friday afternoon peak period				Monday-Friday early evening				Monday-Friday late evening																					
44 Kipling Stn-Lake Shore	10.38	LF	6	6 ' 00 "	36	0	17.3	LF	5	8 ' 00 "	36	4	17.3	LF	6	6 ' 00 "	36	0	17.3	LF	2	15 ' 00 "	30	0	20.8	LF	2	15 ' 00 "	30	0	20.8	501a	516a	147a	202a					
<b>Saturday</b>	20-Feb-10		Saturday early morning				Saturday morning				Saturday afternoon				Saturday early evening				Saturday late evening																					
44 Kipling Stn-Lake Shore	10.38	LF	2	15 ' 00 "	30	0	20.8	LF	2	15 ' 00 "	30	0	20.8	LF	3	12 ' 00 "	34	2	18.3	LF	1	30 ' 00 "	30	0	20.8	LF	1	30 ' 00 "	29	1	21.5	503a	518a	147a	202a					
<b>Sunday</b>	14-Feb-10		Sunday morning				Sunday afternoon				Sunday early evening				Sunday late evening																									
44 Kipling Stn-Lake Shore	10.38							LF	2	15 ' 00 "	30	0	20.8	LF	2	15 ' 00 "	30	0	20.8	LF	1	30 ' 00 "	30	0	20.8	LF	1	30 ' 00 "	29	1	21.5	847a	902a	1247a	205a					
<b>508 LAKE SHORE</b>	Ron	Temporary rerouting via Queen and Shaw, due to City water main replacement on King St. between Queen St. and Close St..																																						
<b>Monday to Friday</b>	10-May-10		Monday-Friday morning peak period				Monday-Friday afternoon peak period																																	
508 Long Branch-Parliament	18.80	CLR	3	Three EB trips																																				
508 Church-Long Branch	17.40												CLR	4	Four WB trips																									



### SERVICE SUMMARY

May 9 to June 19, 2010

TORONTO TRANSIT COMMISSION

Route	RT dist (km) and date of last change	Monday-Friday morning peak period					Monday-Friday midday					Monday-Friday afternoon peak period					Monday-Friday early evening					Monday-Friday late evening					First dep NB or WB	First dep SB or EB	Last dep NB or WB	Last dep SB or EB							
		Veh type	No. of Veh	Service interval	Run time (min)	Term time (min)	Avg spd (km/h)	Veh type	No. of Veh	Service interval	Run time (min)	Term time (min)	Avg spd (km/h)	Veh type	No. of Veh	Service interval	Run time (min)	Term time (min)	Avg spd (km/h)	Veh type	No. of Veh	Service interval	Run time (min)	Term time (min)	Avg spd (km/h)	Veh type					No. of Veh	Service interval	Run time (min)	Term time (min)	Avg spd (km/h)		
<b>30 LAMBTON &amp;</b>	Qsy																																				
<b>Monday to Friday</b>	29-Mar-10	Monday-Friday morning peak period					Monday-Friday midday					Monday-Friday afternoon peak period					Monday-Friday early evening					Monday-Friday late evening															
30 Kipling Stn-High Park Stn	18.39	LF	4	15 ' 00 "	53	7	20.8	LF	2	30 ' 00 "	49	11	22.5	LF	3	20 ' 00 "	53	7	20.8	LF	2	30 ' 00 "	56	4	19.7	LF	2	30 ' 00 "	44	16	25.1	520a	540a	1258a	105a		
<b>Saturday</b>	20-Feb-10	Saturday early morning					Saturday morning					Saturday afternoon					Saturday early evening					Saturday late evening															
30 Kipling Stn-High Park Stn	18.39	LF	2	30 ' 00 "	44	16	25.1	LF	2	30 ' 00 "	48	12	23.0	LF	2	30 ' 00 "	48	12	23.0	LF	2	30 ' 00 "	48	12	23.0	LF	2	30 ' 00 "	44	16	25.1	530a	600a	100a	100a		
<b>Sunday</b>	14-Feb-10	Sunday morning					Sunday afternoon					Sunday early evening					Sunday late evening																				
30 Kipling Stn-High Park Stn	18.39	LF	2	30 ' 00 "	48	12	23.0	LF	2	30 ' 00 "	48	12	23.0	LF	2	30 ' 00 "	48	12	23.0	LF	2	30 ' 00 "	48	12	23.0	LF	2	30 ' 00 "	44	16	25.1	830a	900a	100a	100a		
<b>47 LANSDOWNE &amp;</b>	MtD																																				
<b>Monday to Friday</b>	17-Feb-09	Monday-Friday morning peak period					Monday-Friday midday					Monday-Friday afternoon peak period					Monday-Friday early evening					Monday-Friday late evening															
47 Queen-St Clair	8.51	LF	4	11 ' 00 "	36	8	14.2	LF	2.5	15 ' 00 "	36	2	14.4	LF	3	13 ' 00 "	36	3	14.2	LF	2	18 ' 00 "	36	0	14.2	LF	1	30 ' 00 "	30	0	17.0	500a	445a	145a	128a		
47B Queen-Yorkdale Stn via Caledonia and Bridgeland	25.11	LF	4	22 ' 00 "	86	2	17.5	LF	5.5	15 ' 00 "	76	7	19.8	LF	3.5	26 ' 00 "	91	0	16.6	LF	5	18 ' 00 "	78	12	19.3	LF	3	30 ' 00 "	69	21	21.8	530a	512a	1258a	1253a		
47C Queen-Yorkdale Stn via Caledonia and Orfus	24.46	LF	4	22 ' 00 "	86	2	17.1	LF					LF	3.5	26 ' 00 "	91	0	16.1															541a	520a	859a	900a	
Combined/Average			12	5 ' 30 "					8	7 ' 30 "					10	6 ' 30 "					7	9 ' 00 "					4	15 ' 00 "					319p	245p	621p	614p	
<b>Saturday</b>	29-Nov-08	Saturday early morning					Saturday early morning					Saturday afternoon					Saturday early evening					Saturday early evening															
47 Queen-St Clair	8.51	LF	2.5	18 ' 00 "	36	9	14.2	LF	2.5	18 ' 00 "	36	9	14.2	LF	3	18 ' 00 "	44	10	11.6	LF	2	20 ' 00 "	36	4	14.2	LF	1	30 ' 00 "	30	0	17.0	559a	627a	145a	128a		
47B Queen-Yorkdale Stn via Caledonia and Bridgeland	25.11	LF	4.5	18 ' 00 "	80	1	18.8	LF	4.5	18 ' 00 "	80	1	18.8	LF	5	18 ' 00 "	88	2	17.1	LF	4	20 ' 00 "	78	2	19.3	LF	3	30 ' 00 "	69	21	21.8	549a	516a	1258a	1253a		
Combined/Average			7	9 ' 00 "					7	9 ' 00 "					8	9 ' 00 "					6	10 ' 00 "					4	15 ' 00 "									
<b>Sunday</b>	23-Nov-08	Sunday early morning					Sunday early morning					Sunday afternoon					Sunday early evening					Sunday early evening															
47 Queen-St Clair	8.51	LF	2	20 ' 00 "	36	4	14.2	LF	2	20 ' 00 "	36	4	14.2	LF	2	20 ' 00 "	36	4	14.2	LF	2	20 ' 00 "	36	4	14.2	LF	1	30 ' 00 "	30	0	17.0	548a	530a	145a	128a		
47B Queen-Yorkdale Stn via Caledonia and Bridgeland	25.11	LF	4	20 ' 00 "	78	2	19.3	LF	4	20 ' 00 "	78	2	19.3	LF	4	20 ' 00 "	78	2	19.3	LF	4	20 ' 00 "	78	2	19.3	LF	3	30 ' 00 "	69	21	21.8	812a	755a	1258a	1253a		
Combined/Average			6	10 ' 00 "					6	10 ' 00 "					6	10 ' 00 "					6	10 ' 00 "					4	15 ' 00 "									
<b>54 LAWRENCE EAST &amp;</b>	Egl																																				
<b>Monday to Friday</b>	29-Mar-10	Monday-Friday morning peak period					Monday-Friday midday					Monday-Friday afternoon peak period					Monday-Friday early evening					Monday-Friday late evening															
54 Eglinton Stn-Orton Park	40.09	LF	15	9 ' 00 "	131	4	18.4	LF	10	12 ' 00 "	120	0	20.0	LF	13	10 ' 00 "	130	0	18.5	LF	6	20 ' 00 "	120	0	20.0	LF	3.5	30 ' 00 "	105	0	22.9	515a	607a	108a	147a		
54A Eglinton Stn-Starspray Blvd	53.90	LF	19	9 ' 00 "	168	3	19.3	LF	13	12 ' 00 "	150	6	21.6	LF	17	10 ' 00 "	168	2	19.3	LF	7	20 ' 00 "	140	0	23.1	LF	4.5	30 ' 00 "	123	12	26.3	515a	518a	132a	209a		
54E Lawrence East Stn-Starspray Blvd Express	26.96	LF	7	9 ' 00 "	63	0	25.7						LF	7	10 ' 00 "	64	6	25.3																634a	706a	849a	827a
Combined/Average			41	3 ' 00 "					23	6 ' 00 "					37	3 ' 20 "					13	10 ' 00 "					8	15 ' 00 "					338p	326p	658p	706p	
<b>Saturday</b>	29-Nov-08	Saturday early morning					Saturday morning					Saturday afternoon					Saturday early evening					Saturday late evening															
54 Eglinton Stn-Orton Park	40.09	LF	4	30 ' 00 "	120	0	20.0	LF	7.5	16 ' 00 "	120	0	20.0	LF	9	14 ' 00 "	120	6	20.0	LF	3.5	30 ' 00 "	105	0	22.9	LF	3.5	30 ' 00 "	105	0	22.9	553a	623a	107a	215a		
54A Eglinton Stn-Starspray Blvd	53.90	LF	5	30 ' 00 "	150	0	21.6	LF	9.5	16 ' 00 "	152	0	21.3	LF	11	14 ' 00 "	152	2	21.3	LF	4.5	30 ' 00 "	123	12	26.3	LF	4.5	30 ' 00 "	123	12	26.3	528a	608a	132a	130a		
Combined/Average			9	15 ' 00 "					17	8 ' 00 "					20	7 ' 00 "					8	15 ' 00 "					8	15 ' 00 "									
<b>Sunday</b>	23-Nov-08	Sunday early morning					Sunday morning					Sunday afternoon					Sunday early evening					Sunday late evening															
54 Eglinton Stn-Orton Park	40.09	LF	3.5	30 ' 00 "	105	0	22.9	LF	6	20 ' 00 "	115	5	20.9	LF	7.5	16 ' 00 "	115	5	20.9	LF	3.5	30 ' 00 "	105	0	22.9	LF	3.5	30 ' 00 "	105	0	22.9	635a	730a	105a	215a		
54A Eglinton Stn-Starspray Blvd	53.90	LF	4.5	30 ' 00 "	135	0	24.0	LF	7	20 ' 00 "	138	2	23.4	LF	9.5	16 ' 00 "	140	12	23.1	LF	4.5	30 ' 00 "	120	15	27.0	LF	4.5	30 ' 00 "	120	15	27.0	723a	715a	144a	130a		
Combined/Average			8	15 ' 00 "					13	10 ' 00 "					17	8 ' 00 "					8	15 ' 00 "					8	15 ' 00 "									

54 operates north via Scarborough Golf Club Road before 300p, north via Orton Park Road after 300p  
Overnight service east of Kingston Road provided by 305 EGLINTON EAST.





## SERVICE SUMMARY

May 9 to June 19, 2010

TORONTO TRANSIT COMMISSION

Route	RT dist (km) and date of last change	No. of Veh	Service interval	Run time (min)	Term time (min)	Avg spd (km/h)	No. of Veh	Service interval	Run time (min)	Term time (min)	Avg spd (km/h)	No. of Veh	Service interval	Run time (min)	Term time (min)	Avg spd (km/h)	No. of Veh	Service interval	Run time (min)	Term time (min)	Avg spd (km/h)	First dep NB or WB	First dep SB or EB	Last dep NB or WB	Last dep SB or EB					
<b>354 LAWRENCE EAST &amp;</b>	Egl																													
<b>Overnight, 7 days a week</b>	14-Feb-10		Monday-Friday overnight					Saturday overnight					Sunday overnight																	
354 Eglinton Stn-U of T Scarborough	51.50	LF	3.5 30' 00"	96	9	32.2	LF	3.5 30' 00"	96	9	32.2	LF	3.5 30' 00"	96	9	32.2														
			Alternates trips with 305 EGLINTON EAST				Alternates trips with 305 EGLINTON EAST				Alternates trips with 305 EGLINTON EAST																			
<b>400 LAWRENCE MANOR COMMUNITY BUS &amp;</b>	W-T																													
<b>Monday to Friday</b>	2-Sep-97							Monday-Friday midday					Monday-Friday afternoon peak period																	
400 Baycrest-Lawrence West Stn		CB	1 60' 00"	60	0		CB	1 60' 00"	60	0		CB	1 60' 00"	60	0								1000a	930a	500p	430p				
<b>52 LAWRENCE WEST</b>	MtD																													
<b>Monday to Friday</b>	04-Jan-10		Monday-Friday morning peak period					Monday-Friday midday					Monday-Friday afternoon peak period					Monday-Friday early evening					Monday-Friday late evening							
52 Lawrence Stn-Martin Grove	30.61	HF	19 5' 10"	97	2	19.0	HF	12 8' 00"	89	7	20.6	HF	17 7' 00"	117	2	15.7	HF	7 12' 00"	84	0	21.9	HF	4 20' 00"	80	0	23.0	550a	454a	200a	122a
52C Lawrence West Stn-Culford via Benton	9.77	HF	2 20' 00"	35	5	16.7		See 59C MAPLE LEAF				See 59C MAPLE LEAF				See 59C MAPLE LEAF														
52C Lawrence West Stn-Culford	9.48											HF	2 21' 00"	38	4	15.0														
Combined/Average			21 4' 06"					12 8' 00"					19 5' 15"					7 12' 00"					4 20' 00"							
<b>Saturday</b>	09-Jan-10		Saturday early morning					Saturday morning					Saturday afternoon					Saturday early evening					Saturday late evening							
52 Lawrence Stn-Martin Grove	30.61	HF	7 13' 00"	90	1	20.4	HF	9 10' 00"	90	0	20.4	HF	13 8' 00"	99	5	18.6	HF	7 12' 00"	84	0	21.9	HF	3 30' 00"	80	10	23.0	605a	522a	115a	129a
<b>Sunday</b>	03-Jan-10		Sunday early morning					Sunday morning					Sunday afternoon					Sunday early evening					Sunday late evening							
52 Lawrence Stn-Martin Grove	30.61	HF	6 15' 00"	90	0	20.4	HF	8 12' 00"	90	6	20.4	HF	11 9' 00"	99	0	18.6	HF	6 15' 00"	80	10	23.0	HF	3 30' 00"	80	10	23.0	646a	707a	1248a	104a
<b>352 LAWRENCE WEST</b>	MtD																													
<b>Overnight, 7 days a week</b>	23-Nov-08		Monday-Friday overnight					Saturday overnight					Sunday overnight																	
352 Lawrence Stn-Weston Rd	19.58	HF	2 30' 00"	60	0	19.6	HF	2 30' 00"	60	0	19.6	HF	2 30' 00"	60	0	19.6														
<b>162 LAWRENCE-DONWAY &amp;</b>	Wil																													
<b>Monday to Friday</b>	23-Nov-09		Monday-Friday morning peak period					Monday-Friday midday					Monday-Friday afternoon peak period					Monday-Friday early evening					Monday-Friday late evening							
162 Lawrence Stn-Don Mills	20.13	LF	2 30' 00"	60	0	20.1	LF	2 30' 00"	60	0	20.1	LF	2 30' 00"	60	0	20.1	LF	2 30' 00"	60	0	20.1	LF	2 30' 00"	60	0	20.1	628a	700a	1258a	100a
<b>Saturday</b>	29-Nov-08		Saturday early morning					Saturday morning					Saturday afternoon					Saturday early evening					Saturday late evening							
162 Lawrence Stn-Don Mills	20.13	LF	2 30' 00"	60	0	20.1	LF	2 30' 00"	60	0	20.1	LF	2 30' 00"	60	0	20.1	LF	2 30' 00"	60	0	20.1	LF	2 30' 00"	60	0	20.1	628a	700a	1258a	100a
<b>Sunday</b>	23-Nov-08							Sunday morning					Sunday afternoon					Sunday early evening					Sunday late evening							
162 Lawrence Stn-Don Mills	20.13						LF	2 30' 00"	60	0	20.1	LF	2 30' 00"	60	0	20.1	LF	2 30' 00"	60	0	20.1	LF	2 30' 00"	60	0	20.1	858a	900a	1258a	100a



**SERVICE SUMMARY**

May 9 to June 19, 2010

TORONTO TRANSIT COMMISSION

Route	RT dist (km) and date of last change	Veh type	No. of			Run time (min)	Term time (min)	Avg spd (km/h)	No. of			Run time (min)	Term time (min)	Avg spd (km/h)	No. of			Run time (min)	Term time (min)	Avg spd (km/h)	No. of			Run time (min)	Term time (min)	Avg spd (km/h)	First dep NB or WB	First dep SB or EB	Last dep NB or WB	Last dep SB or EB								
			Veh	Service interval					Veh	Service interval					Veh	Service interval					Veh	Service interval									Veh	Service interval						
<b>56 LEASIDE &amp; Monday to Friday</b>	Wii / Mtd 29-Mar-10		Monday-Friday morning peak period					Monday-Friday midday					Monday-Friday afternoon peak period					Monday-Friday early evening					Monday-Friday late evening															
56 Donlands Stn-Eglinton Stn	15.32	LF	2.5	22 ' 45 "	56	1	16.4	LF	3	20 ' 00 "	54	6	17.0	LF	2.5	24 ' 00 "	54	6	17.0	LF	1.5	30 ' 00 "	45	0	20.4	LF	1.5	30 ' 00 "	45	0	20.4	611a	554a	108a	115a			
56 Donlands Stn-Eglinton Stn	15.32	LF	1	<b>Tripper NB</b>																																		
56B Donlands Stn-Brentcliffe	10.15	LF	1.5	22 ' 45 "	34	0	17.9	LF	1.5	24 ' 00 "	34	2	17.9																									
Combined/Average			5	11 ' 23 "					4	12 ' 00 "																												
<b>Saturday</b>	29-Nov-08		Saturday early morning					Saturday morning					Saturday afternoon					Saturday early evening					Saturday late evening															
56 Donlands Stn-Eglinton Stn	15.32	LF	2	30 ' 00 "	56	4	16.4	LF	2	30 ' 00 "	56	4	16.4	LF	2	30 ' 00 "	56	4	16.4	LF	1.5	30 ' 00 "	45	0	20.4	LF	1.5	30 ' 00 "	45	0	20.4	600a	600a	108a	115a			
<b>Sunday</b>	23-Nov-08		Sunday morning					Sunday afternoon					Sunday early evening					Sunday late evening																				
56 Donlands Stn-Eglinton Stn	15.32	LF	1.5	30 ' 00 "	45	0	20.4	LF	1.5	30 ' 00 "	45	0	20.4	LF	1.5	30 ' 00 "	45	0	20.4	LF	1.5	30 ' 00 "	45	0	20.4	LF	1.5	30 ' 00 "	45	0	20.4	852a	830a	122a	100a			
<b>51 LESLIE &amp; Monday to Friday</b>	Wil 29-Mar-10		Monday-Friday morning peak period					Monday-Friday midday					Monday-Friday afternoon peak period					Monday-Friday early evening					Monday-Friday late evening															
51 Eglinton Stn-Steeles	34.07	LF	8	13 ' 00 "	102	2	20.0	LF	3	30 ' 00 "	88	2	23.2	LF	7	16 ' 00 "	108	4	18.9	LF	3	30 ' 00 "	78	12	26.2	LF	2.5	30 ' 00 "	75	5	27.3	510a	550a	100a	1240a			
<b>Saturday</b>	29-Nov-08		Saturday early morning					Saturday morning					Saturday afternoon					Saturday early evening					Saturday late evening															
51 Eglinton Stn-Steeles	34.07	LF	2.5	30 ' 00 "	75	5	27.3	LF	3	30 ' 00 "	80	10	25.6	LF	3	30 ' 00 "	80	10	25.6	LF	2.5	30 ' 00 "	75	5	27.3	LF	2.5	30 ' 00 "	75	5	27.3	545a	622a	110a	1250a			
<b>Sunday</b>	23-Nov-08		Sunday early morning					Sunday morning					Sunday afternoon					Sunday early evening					Sunday late evening															
51 Eglinton Stn-Steeles	34.07	LF	3	30 ' 00 "	80	10	25.6	LF	3	30 ' 00 "	80	10	25.6	LF	3	30 ' 00 "	80	10	25.6	LF	2.5	30 ' 00 "	75	5	27.3	LF	2.5	30 ' 00 "	75	5	27.3	815a	822a	110a	1250a			
<b>64 MAIN &amp; Monday to Friday</b>	Bir 08-Sep-09		Monday-Friday morning peak period					Monday-Friday midday					Monday-Friday afternoon peak period					Monday-Friday early evening					Monday-Friday late evening															
64 Queen-Eastdale	6.71	LF	4	8 ' 00 "	32	0	12.6	LF	3	10 ' 00 "	30	0	13.4	LF	4	8 ' 00 "	32	0	12.6	LF	2	15 ' 00 "	30	0	13.4	LF	1	30 ' 00 "	30	0	13.4	557a	541a	110a	125a			
<b>Saturday</b>	27-Jun-09		Saturday early morning					Saturday morning					Saturday afternoon					Saturday early evening					Saturday late evening															
64 Queen-Eastdale	6.71	LF	2	15 ' 00 "	30	0	13.4	LF	2	15 ' 00 "	30	0	13.4	LF	2	15 ' 00 "	30	0	13.4	LF	1	30 ' 00 "	30	0	13.4	LF	1	30 ' 00 "	30	0	13.4	547a	600a	110a	125a			
<b>Sunday</b>	28-Mar-10		Sunday early morning					Sunday morning					Sunday afternoon					Sunday early evening					Sunday late evening															
64 Queen-Eastdale	6.71	LF	1	30 ' 00 "	30	0	13.4	LF	1	30 ' 00 "	30	0	13.4	LF	2	15 ' 00 "	30	0	13.4	LF	1	30 ' 00 "	30	0	13.4	LF	1	30 ' 00 "	30	0	13.4	840a	825a	110a	125a			



## SERVICE SUMMARY

May 9 to June 19, 2010

TORONTO TRANSIT COMMISSION

Route	RT dist (km) and date of last change	Service outside Toronto west of Pearson Airport is provided under contract to the City of Mississauga																				First dep NB or WB	First dep SB or EB	Last dep NB or WB	Last dep SB or EB																
		Veh type	No. of Veh	Service interval	Run time (min)	Term time (min)	Avg spd (km/h)	Veh type	No. of Veh	Service interval	Run time (min)	Term time (min)	Avg spd (km/h)	Veh type	No. of Veh	Service interval	Run time (min)	Term time (min)	Avg spd (km/h)	Veh type	No. of Veh					Service interval	Run time (min)	Term time (min)	Avg spd (km/h)												
<b>58 MALTON &amp; Monday to Friday</b>	MtD 29-Mar-10	Monday-Friday morning peak period					Monday-Friday midday					Monday-Friday afternoon peak period					Monday-Friday early evening					Monday-Friday late evening																			
58A Lawrence West Stn-Pearson Airport	37.34	LF	15	7 ' 00 "	104	1	21.5	LF	6	16 ' 00 "	96	0	23.3	LF	19	6 ' 20 "	119	2	18.9	LF	4.5	21 ' 00 "	89	6	25.2	LF	3	30 ' 00 "	86	4	26.0	505a	519a	110a	157a						
58B Lawrence West Stn-Westwood	40.02	LF	1	21 ' 00 "	111	15	21.6	LF	7	16 ' 00 "	108	4	22.2	LF	1	19 ' 00 "	131	8	18.3	LF	5.5	21 ' 00 "	99	17	24.3	LF	3	30 ' 00 "	87	3	27.6	520a	548a	1254a	138a						
Combined/Average			16	7 ' 00 "					13	8 ' 00 "					20	6 ' 20 "					10	10 ' 30 "					6	15 ' 00 "													
			Every 3rd 58A operates as a 58B						Every 3rd 58A operates as a 58B																																
<b>Saturday</b>	09-Jan-10	Saturday early morning					Saturday morning					Saturday afternoon					Saturday early evening					Saturday late evening																			
58 Lawrence West Stn-McNaughton	36.42	LF	5	20 ' 00 "	91	9	24.0	LF	7	16 ' 00 "	103	9	21.2	LF	4	24 ' 00 "	91	5	24.0	LF	1.5	60 ' 00 "	86	4	25.4	LF	1.5	60 ' 00 "	86	4	26.0	907a	1024a	1258a	150a						
58A Lawrence West Stn-Pearson Airport	37.34	LF	7	12 ' 00 "	75	9	29.9	LF	5	20 ' 00 "	96	4	23.3	LF	7	16 ' 00 "	108	4	20.7	LF	4	24 ' 00 "	94	2	23.8	LF	1.5	60 ' 00 "	86	4	26.0	515a	547a	1258a	207a						
58D Lawrence West Stn-McNaughton via Pearson Airport	45.77	LF	1	36 ' 00 "	110	10	25.0																																		
Combined/Average			8	12 ' 00 "					10	10 ' 00 "					14	8 ' 00 "					8	12 ' 00 "					3	30 ' 00 "													
<b>Sunday</b>	03-Jan-10	Sunday early morning					Sunday morning					Sunday afternoon					Sunday early evening					Sunday late evening																			
58 Lawrence West Stn-McNaughton	36.42	LF	2.5	40 ' 00 "	90	10	24.3	LF	4	24 ' 00 "	89	7	24.6	LF	6	18 ' 00 "	99	9	22.1	LF	3	30 ' 00 "	85	5	25.7	LF	1.5	60 ' 00 "	85	5	25.7	610a	700a	1150p	1242a						
58A Lawrence West Stn-Pearson Airport	37.34	LF	2.5	40 ' 00 "	84	16	26.7	LF	4	24 ' 00 "	90	6	24.9	LF	6	18 ' 00 "	100	8	22.4	LF	3	30 ' 00 "	86	4	26.0	LF	1.5	60 ' 00 "	86	4	26.0	510a	540a	1258a	200a						
Combined/Average			5	20 ' 00 "					8	12 ' 00 "					12	9 ' 00 "					6	15 ' 00 "					3	30 ' 00 "													
<b>59 MAPLE LEAF Monday to Friday</b>	MtD 04-Jan-10	Monday-Friday morning peak period					Monday-Friday midday					Monday-Friday afternoon peak period					Monday-Friday early evening					Monday-Friday late evening																			
59A Lawrence West Stn-Weston Rd via Gary Drive	17.28	HF	3	22 ' 00 "	62	4	16.7							HF	2	40 ' 00 "	75	5	13.8																						
59B Lawrence West Stn-Weston Rd via Church	16.79	HF	3	22 ' 00 "	62	4	16.2							HF	2	40 ' 00 "	75	5	13.4																						
59C Lawrence West Stn-Weston Rd via Benton/Culford and Church	21.28		See 52C LAWRENCE WEST					HF	1	60 ' 00 "	60	0	21.3		See 52C LAWRENCE WEST					HF	1	60 ' 00 "	60	0	21.3	HF	1	60 ' 00 "	60	0	21.3	HF	1	60 ' 00 "	60	0	21.3	915a	945a	215p	245p
59C Lawrence West Stn-Weston Rd via Benton/Culford and Gary Rd	21.28							HF	1	60 ' 00 "	60	0	21.3							HF	1	60 ' 00 "	60	0	21.3	HF	1	60 ' 00 "	60	0	21.3	HF	1	60 ' 00 "	60	0	21.3	730p	800p	1230a	1200a
Combined/Average			6	11 ' 00 "					2	30 ' 00 "					4	20 ' 00 "					2	30 ' 00 "					2	30 ' 00 "									945a	1015a	245p	215p	
<b>Saturday</b>	09-Jan-10	Saturday early morning					Saturday morning					Saturday afternoon					Saturday early evening					Saturday late evening																			
59C Lawrence West Stn-Weston Rd via Benton/Culford and Church	21.28	HF	1	60 ' 00 "	60	0	21.3	HF	1	60 ' 00 "	60	0	21.3	HF	1	60 ' 00 "	60	0	21.3	HF	1	60 ' 00 "	60	0	21.3	HF	1	60 ' 00 "	60	0	21.3	HF	1	60 ' 00 "	60	0	21.3	630a	600a	1230a	1200a
59C Lawrence West Stn-Weston Rd via Benton/Culford and Gary Rd	21.28	HF	1	60 ' 00 "	60	0	21.3	HF	1	60 ' 00 "	60	0	21.3	HF	1	60 ' 00 "	60	0	21.3	HF	1	60 ' 00 "	60	0	21.3	HF	1	60 ' 00 "	60	0	21.3	HF	1	60 ' 00 "	60	0	21.3	600a	630a	100a	1230a
Combined/Average			2	30 ' 00 "					2	30 ' 00 "					2	30 ' 00 "					2	30 ' 00 "					2	30 ' 00 "													
<b>Sunday</b>	03-Jan-10	Sunday early morning					Sunday morning					Sunday afternoon					Sunday early evening					Sunday late evening																			
59C Lawrence West Stn-Weston Rd via Benton/Culford and Church	21.28							HF	1	60 ' 00 "	60	0	21.3							HF	1	60 ' 00 "	60	0	21.3	HF	1	60 ' 00 "	60	0	21.3	HF	1	60 ' 00 "	60	0	21.3	930a	900a	1230a	1200a
59C Lawrence West Stn-Weston Rd via Benton/Culford and Gary Rd	21.28							HF	1	60 ' 00 "	60	0	21.3							HF	1	60 ' 00 "	60	0	21.3	HF	1	60 ' 00 "	60	0	21.3	HF	1	60 ' 00 "	60	0	21.3	900a	930a	100a	1230a
Combined/Average									2	30 ' 00 "											2	30 ' 00 "					2	30 ' 00 "													



## SERVICE SUMMARY

May 9 to June 19, 2010

TORONTO TRANSIT COMMISSION

Route	RT dist (km) and date of last change	No. of					Run time					Term time					Avg spd					First dep NB or WB	First dep SB or EB	Last dep NB or WB	Last dep SB or EB										
		Veh type	Veh	Service interval	(min)	(min)	(km/h)	Veh type	Veh	Service interval	(min)	(min)	(km/h)	Veh type	Veh	Service interval	(min)	(min)	(km/h)	Veh type	Veh					Service interval	(min)	(min)	(km/h)						
<b>102 MARKHAM RD &amp;</b>																																			
Bir Service outside Toronto north of Passmore Avenue is provided under contract to York Region																																			
<b>Monday to Friday</b> 29-Mar-10																																			
Monday-Friday morning peak period																																			
Monday-Friday midday																																			
Monday-Friday afternoon peak period																																			
Monday-Friday early evening																																			
Monday-Friday late evening																																			
102 Warden Stn-McNicoll	32.88		LF	3	30' 00"	85	5	23.2										LF	2	48' 00"	88	8	22.4	LF	3	30' 00"	82	8	24.1	900a	1011a	1239a	1251a		
102A Warden Stn-Progress (Centennial College)	23.71	LF	8	8' 45"	70	0	20.3	LF	5	15' 00"	68	7	20.9	LF	7	11' 15"	78	1	18.2	LF	3	24' 00"	66	6	21.6	LF	2	30' 00"	50	10	28.4	613a	648a	100a	126a
102C Warden Stn-Passmore	35.78	LF	6	17' 30"	100	5	21.5	LF	5	22' 30"	108	5	19.9	LF	5	22' 30"	108	5	19.9																
102D Warden Stn-Mount Joy GO Stn	52.74	LF	9	17' 30"	150	8	21.1	LF	5	30' 00"	140	10	22.6	LF	7	22' 30"	156	2	20.3	LF	3	48' 00"	142	2	22.3										
Combined/Average			23	4' 23"					13	7' 30"					19	5' 38"				8	12' 00"					5	15' 00"								
102D NB trips operate via Dynamic.																																			
102D SB trips operate via Dynamic.																																			
<b>Saturday</b> 21-Feb-09																																			
Saturday early morning																																			
Saturday morning																																			
Saturday afternoon																																			
Saturday early evening																																			
Saturday late evening																																			
102 Warden Stn-McNicoll	32.88	LF	6	14' 00"	80	4	24.7	LF	7	12' 00"	84	0	23.5	LF	7	12' 00"	84	0	23.5	LF	5	15' 00"	72	3	27.4	LF	3	30' 00"	82	8	24.1	528a	610a	627p	654p
102D Warden Stn-Mount Joy GO Stn	52.74	LF	1	60' 00"	144	0	22.0	LF	1	60' 00"	144	0	22.0	LF	1	60' 00"	144	0	22.0	LF	1	60' 00"	120	15	26.4										
Combined/Average			6	14' 00"					8	12' 00"					8	12' 00"					6	15' 00"				3	30' 00"								
Every 5th 102 operates as a 102D																																			
Every 5th 102 operates as a 102D																																			
Every 4th 102B operates as a 102D																																			
<b>Sunday</b> 15-Feb-09																																			
Sunday early morning																																			
Sunday morning																																			
Sunday afternoon																																			
Sunday early evening																																			
Sunday late evening																																			
102 Warden Stn-McNicoll	32.88	LF	3	30' 00"	80	10	24.7	LF	4	20' 00"	80	0	24.7	LF	6	15' 00"	85	5	23.2	LF	5	15' 00"	72	3	27.4	LF	3	30' 00"	75	15	26.3	720a	720a	620p	618p
102D Warden Stn-Mount Joy GO Stn	52.74	LF	1	60' 00"	136	4	23.3	LF	1	60' 00"	136	4	23.3	LF	1	60' 00"	136	14	23.3	LF	1	60' 00"	120	15	26.4										
Combined/Average			4	30' 00"					5	20' 00"					7	15' 00"					6	15' 00"				3	30' 00"								
Every 2nd 102 operates as a 102D																																			
Every 3rd 102 operates as a 102D																																			
Every 4th 102 operates as a 102D																																			
Every 4th 102B operates as a 102D																																			
<b>46 MARTIN GROVE &amp;</b>																																			
Arw																																			
<b>Monday to Friday</b> 29-Mar-10																																			
Monday-Friday morning peak period																																			
Monday-Friday midday																																			
Monday-Friday afternoon peak period																																			
Monday-Friday early evening																																			
Monday-Friday late evening																																			
46 Kipling Stn-Steeles	31.38	LF	9	10' 00"	90	0	20.9	LF	5	17' 00"	84	1	22.4	LF	8	11' 15"	90	0	20.9	LF	4	20' 00"	75	5	25.1	LF	3	30' 00"	75	15	25.1	451a	503a	130a	1243a
<b>Saturday</b> 07-Jan-06																																			
Saturday early morning																																			
Saturday morning																																			
Saturday afternoon																																			
Saturday early evening																																			
Saturday late evening																																			
46 Kipling Stn-Steeles	31.38	LF	4	20' 00"	75	5	25.1	LF	5	15' 00"	75	0	25.1	LF	5	15' 00"	75	0	25.1	LF	4	20' 00"	74	6	25.4	LF	3	30' 00"	74	16	25.4	513a	555a	130a	1243a
<b>Sunday</b> 01-Jan-06																																			
Sunday early morning																																			
Sunday morning																																			
Sunday afternoon																																			
Sunday early evening																																			
Sunday late evening																																			
46 Kipling Stn-Steeles	31.38	LF	4	20' 00"	75	5	25.1	LF	4	20' 00"	75	5	25.1	LF	4	20' 00"	75	5	25.1	LF	4	20' 00"	75	5	25.1	LF	3	30' 00"	75	15	25.1	840a	758a	130a	1243a
<b>16 McCOWAN &amp;</b>																																			
Bir																																			
<b>Monday to Friday</b> 29-Mar-10																																			
Monday-Friday morning peak period																																			
Monday-Friday midday																																			
Monday-Friday afternoon peak period																																			
Monday-Friday early evening																																			
Monday-Friday late evening																																			
16 Warden Stn-Scarborough Centre Stn	18.33	LF	8	7' 45"	62	0	17.7	LF	4	15' 00"	59	1	18.6	LF	8	8' 15"	65	1	16.9	LF	4	13' 00"	52	0	21.2	LF	3	15' 00"	45	0	24.4	517a	520a	124a	149a
<b>Saturday</b> 15-May-10																																			
Saturday early morning																																			
Saturday morning																																			
Saturday afternoon																																			
Saturday early evening																																			
Saturday late evening																																			
16 Warden Stn-Scarborough Centre Stn	18.33	LF	3	15' 00"	45	0	24.4	LF	4	12' 30"	50	0	22.0	LF	4	12' 30"	50	0	22.0	LF	3	15' 00"	45	0	24.4	LF	2	24' 00"	45	3	24.4	523a	545a	132a	200a
<b>Sunday</b> 09-May-10																																			
Sunday early morning																																			
Sunday morning																																			
Sunday afternoon																																			
Sunday early evening																																			
Sunday late evening																																			
16 Warden Stn-Scarborough Centre Stn	18.33	LF	3	17' 00"	50	1	22.0	LF	3	17' 00"	50	1	22.0	LF	4	12' 30"	50	0	22.0	LF	2	24' 00"	44	4	25.0	LF	2	24' 00"	45	3	24.4	732a	758a	132a	200a
Overnight service on McCowan Road provided by 302 DANFORTH RD-McCOWAN																																			



## SERVICE SUMMARY

May 9 to June 19, 2010

TORONTO TRANSIT COMMISSION

Route	RT dist (km) and date of last change	No. of Veh	Service interval	Run time (min)	Term time (min)	Avg spd (km/h)	No. of Veh	Service interval	Run time (min)	Term time (min)	Avg spd (km/h)	No. of Veh	Service interval	Run time (min)	Term time (min)	Avg spd (km/h)	No. of Veh	Service interval	Run time (min)	Term time (min)	Avg spd (km/h)	No. of Veh	Service interval	Run time (min)	Term time (min)	Avg spd (km/h)	First dep NB or WB	First dep SB or EB	Last dep NB or WB	Last dep SB or EB					
<b>129 McCOWAN NORTH &amp;</b> Mal Service outside Toronto north of Steeles Avenue is provided under contract to York Region																																			
<b>Monday to Friday</b> 08-Sep-09 Monday-Friday morning peak period Monday-Friday midday Monday-Friday afternoon peak period Monday-Friday early evening Monday-Friday late evening																																			
129 Scarborough Centre Stn-Steeles	14.41	LF	12	4' 00"	47	1	18.4	LF	8	5' 15"	42	0	20.8	LF	12	4' 15"	50	1	17.3	LF	8	5' 00"	40	0	21.6	LF	1	40' 00"	40	0	21.6	548a	524a	153a	150a
129A Scarborough Centre Stn-Major Mackenzie	34.29	LF	4	12' 00"	95	1	21.7	LF	2	26' 15"	87	8	23.6	LF	3	17' 00"	92	10	22.4	LF	2	25' 00"	88	2	23.4	LF	2	40' 00"	80	0	25.7	552a	534a	1050p	1130p
Combined/Average			16	4' 00"				10	5' 15"				15	4' 15"			10	5' 00"			3	20' 00"													
			Every 3rd 129 operates as a 129A				Every 5th 129 operates as a 129A				Every 4th 129 operates as a 129A				Every 5th 129 operates as a 129A																				
<b>Saturday</b> 08-Aug-09 Saturday early morning Saturday morning Saturday afternoon Saturday early evening Saturday late evening																																			
129 Scarborough Centre Stn-Steeles	14.41	LF	6	7' 00"	42	0	20.6	LF	6	7' 00"	42	0	20.6	LF	8	5' 45"	45	1	19.2	LF	1	40' 00"	36	4	24.0	LF	2	20' 00"	40	0	21.6	550a	530a	200a	145a
129A Scarborough Centre Stn-Major Mackenzie	34.29	LF	2	28' 00"	88	10	23.4	LF	2	28' 00"	88	10	23.4	LF	2	23' 00"	90	2	22.9	LF	2	40' 00"	80	0	25.7										
Combined/Average			8	7' 00"				8	7' 00"				10	5' 45"			3	20' 00"			2	20' 00"													
			Every 4th 129 operates as a 129A				Every 4th 129 operates as a 129A				Every 4th 129 operates as a 129A																								
<b>Sunday</b> 02-Aug-09 Sunday early morning Sunday morning Sunday afternoon Sunday early evening Sunday late evening																																			
129 Scarborough Centre Stn-Steeles	14.41	LF	4	10' 00"	40	0	21.6	LF	4	10' 00"	40	0	21.6	LF	5	8' 00"	40	0	21.6	LF	3	15' 00"	40	5	21.6	LF	2	20' 00"	40	0	21.6	800a	815a	200a	145a
129A Scarborough Centre Stn-Major Mackenzie	34.29							LF	1	40' 00"	80	0	25.7	LF	1	40' 00"	80	0	25.7	LF	1	45' 00"	80	10	25.7										
Combined/Average			4	10' 00"				5	10' 00"				6	8' 00"			4	15' 00"			2	20' 00"													
							Every 4th 129 operates as a 129A				Every 5th 129 operates as a 129A				Every 3rd 129 operates as a 129A																				
Overnight service provided by 302 DANFORTH RD-McCOWAN																																			
<b>130 MIDDLEFIELD &amp;</b> Mal Monday-Friday morning peak period Monday-Friday midday Monday-Friday afternoon peak period Monday-Friday early evening Monday-Friday late evening																																			
130 Scarborough Centre Stn-Steeles	15.96							Lift	1.5	30' 00"	40	5	23.9							Lift	2	22' 00"	44	0	21.8	Lift	1.5	30' 00"	40	4	23.9	915a	540a 702p	240p	240p 1240a
130 Scarborough Centre Stn-Steeles/130B Scarborough Centre Stn-Steeles via Maybrook	16.56	Lift	3	15' 00"	45	0	22.1						Lift	3	15' 00"	45	0	22.1																	
			130 operates SB; 130B operates NB				Alternates trips with 132 MILNER				130 operates NB; 130B operates SB				Alternates trips with 132 MILNER																				
<b>Saturday</b> 10-Jan-09 Saturday early morning Saturday morning Saturday afternoon Saturday early evening Saturday late evening																																			
130 Scarborough Centre Stn-Steeles	15.96	Lift	1.5	30' 00"	44	1	21.8	Lift	1.5	30' 00"	44	1	21.8	Lift	1.5	30' 00"	44	1	21.8	Lift	1.5	30' 00"	40	4	23.9	Lift	1.5	30' 00"	40	4	23.9	545a	608a	115a	1240a
			Alternates trips with 132 MILNER				Alternates trips with 132 MILNER				Alternates trips with 132 MILNER				Alternates trips with 132 MILNER				Alternates trips with 132 MILNER																
<b>Sunday</b> 04-Jan-09 Sunday early morning Sunday morning Sunday afternoon Sunday early evening Sunday late evening																																			
130 Scarborough Centre Stn-Steeles	15.96	Lift	1.5	30' 00"	44	1	21.8	Lift	1.5	30' 00"	44	1	21.8	Lift	1.5	30' 00"	44	1	21.8	Lift	1.5	30' 00"	40	4	23.9	Lift	1.5	30' 00"	40	4	23.9	815a	838a	115a	1240a
			Alternates trips with 132 MILNER				Alternates trips with 132 MILNER				Alternates trips with 132 MILNER				Alternates trips with 132 MILNER				Alternates trips with 132 MILNER																
<b>57 MIDLAND &amp;</b> Bir Monday-Friday morning peak period Monday-Friday midday Monday-Friday afternoon peak period Monday-Friday early evening Monday-Friday late evening																																			
57 Kennedy Stn-Steeles	23.43	LF	12	6' 00"	70	2	20.1	LF	6	11' 00"	66	0	21.3	LF	9	7' 30"	68	0	20.8	LF	5	12' 00"	60	0	23.4	LF	2	30' 00"	52	8	27.0	450a	450a	115a	110a
57 Kennedy Stn-Steeles	23.43	LF	1	<b>Tripper</b>																															
Combined/Average			13	6' 00"				6	11' 00"				9	7' 30"			5	12' 00"			2	30' 00"													
<b>Saturday</b> 09-Jan-10 Saturday early morning Saturday morning Saturday afternoon Saturday early evening Saturday late evening																																			
57 Kennedy Stn-Steeles	23.43	LF	3	20' 00"	60	0	23.4	LF	4	15' 00"	60	0	23.4	LF	4	15' 00"	60	0	23.4	LF	2	30' 00"	52	8	27.0	LF	2	30' 00"	52	8	27.0	515a	545a	1245a	110a
<b>Sunday</b> 03-Jan-10 Sunday early morning Sunday morning Sunday afternoon Sunday early evening Sunday late evening																																			
57 Kennedy Stn-Steeles	23.43	LF	3	20' 00"	60	0	23.4	LF	2	30' 00"	60	0	23.4	LF	3	20' 00"	60	0	23.4	LF	2	30' 00"	52	8	27.0	LF	2	30' 00"	52	8	27.0	745a	815a	1245a	110a



## SERVICE SUMMARY

May 9 to June 19, 2010

TORONTO TRANSIT COMMISSION

Route	RT dist (km) and date of last change	No. of Veh type	No. of Veh	Service interval	Run time (min)	Term time (min)	Avg spd (km/h)	No. of Veh type	No. of Veh	Service interval	Run time (min)	Term time (min)	Avg spd (km/h)	No. of Veh type	No. of Veh	Service interval	Run time (min)	Term time (min)	Avg spd (km/h)	No. of Veh type	No. of Veh	Service interval	Run time (min)	Term time (min)	Avg spd (km/h)	First dep NB or WB	First dep SB or EB	Last dep NB or WB	Last dep SB or EB								
<b>132 MILNER &amp; Monday to Friday</b>	Mal 10-May-10			Monday-Friday morning peak period				Monday-Friday midday						Monday-Friday afternoon peak period						Monday-Friday early evening																	
132 Scarborough Centre Stn-McLevin and Hupfield	19.81	LF	4	12 ' 00 "	48	0	24.8	LF	1.5	30 ' 00 "	45	0	26.4	LF	3	16 ' 00 "	48	0	24.8	LF	2	23 ' 00 "	46	0	25.8	LF	1.5	30 ' 00 "	42	4	28.6	600a	536a	100a	1254a		
				Alternates trips with 130 MIDDLEFIELD																																	
<b>Saturday</b>	09-Jan-10			Saturday early morning				Saturday morning						Saturday afternoon						Saturday early evening						Saturday late evening											
132 Scarborough Centre Stn-McLevin and Hupfield	19.81	LF	1.5	30 ' 00 "	45	0	26.4	LF	1.5	30 ' 00 "	45	0	26.4	LF	1.5	30 ' 00 "	45	0	26.4	LF	1.5	30 ' 00 "	42	4	28.6	LF	1.5	30 ' 00 "	42	4	28.6	600a	552a	100a	1254a		
				Alternates trips with 130 MIDDLEFIELD																																	
<b>Sunday</b>	03-Jan-10			Sunday morning				Sunday afternoon						Sunday early evening						Sunday late evening																	
132 Scarborough Centre Stn-McLevin and Hupfield	19.81	LF	1.5	30 ' 00 "	45	0	26.4	LF	1.5	30 ' 00 "	45	0	26.4	LF	1.5	30 ' 00 "	45	0	26.4	LF	1.5	30 ' 00 "	42	4	28.6	LF	1.5	30 ' 00 "	42	4	28.6	900a	852a	100a	1254a		
				Alternates trips with 130 MIDDLEFIELD																																	
<b>116 MORNINGSIDE &amp; Monday to Friday</b>	Egl 29-Mar-10			Monday-Friday morning peak period				Monday-Friday midday						Monday-Friday afternoon peak period						Monday-Friday early evening						Monday-Friday late evening											
116 Kennedy Stn-Finch	35.76	LF	17	5 ' 45 "	92	6	23.3	LF	10	9 ' 00 "	90	0	23.8	LF	21	4 ' 31 "	95	0	22.6	LF	11	7 ' 30 "	80	3	26.9	LF	6	14 ' 00 "	75	9	28.6	508a	500a	225a	257a		
116A Kennedy Stn-Conlins Rd via Ellesmere/ 116E Kennedy Stn-Scarborough College and Conlins Rd Express	29.30	LF	5	15 ' 00 "	72	3	24.4	LF	3	22 ' 00 "	66	0	26.6	LF	5	15 ' 00 "	72	3	24.4	LF	3	22 ' 00 "	66	0	26.6	LF	2	30 ' 00 "	60	0	29.3	649a	556a	108a	1240a		
Combined/Average			22	4 ' 09 "				13	6 ' 23 "					26	3 ' 29 "					14	5 ' 36 "					8	9 ' 33 "										
<b>Saturday</b>	20-Feb-10			Saturday early morning				Saturday morning						Saturday afternoon						Saturday early evening						Saturday late evening											
116 Kennedy Stn-Finch	35.76	LF	4	18 ' 00 "	72	0	29.8	LF	13	6 ' 30 "	85	0	25.4	LF	13	6 ' 30 "	85	0	25.4	LF	8	10 ' 00 "	77	3	27.9	LF	5	15 ' 00 "	75	0	28.6	540a	523a	225a	302a		
116A Kennedy Stn-Conlins Rd via Ellesmere/ 116E Kennedy Stn-Scarborough College and Conlins Rd Express	29.30	LF	2	30 ' 00 "	53	7	33.2	LF	2	30 ' 00 "	59	1	29.8	LF	2	30 ' 00 "	59	1	29.8	LF	2	30 ' 00 "	53	7	33.2	LF	2	30 ' 00 "	53	7	33.2	628a	631a	1240a	114a		
Combined/Average			6	11 ' 15 "				15	5 ' 21 "					15	5 ' 21 "					10	7 ' 30 "					7	10 ' 00 "										
<b>Sunday</b>	14-Feb-10			Sunday early morning				Sunday morning						Sunday afternoon						Sunday early evening						Sunday late evening											
116 Kennedy Stn-Finch	35.76	LF	5	14 ' 00 "	70	0	30.7	LF	9	9 ' 00 "	81	0	26.5	LF	9	9 ' 00 "	81	0	26.5	LF	7	11 ' 00 "	76	1	28.2	LF	3	24 ' 00 "	71	1	30.2	741a	818a	225a	300a		
116A Kennedy Stn-Conlins Rd via Ellesmere/ 116E Kennedy Stn-Scarborough College and Conlins Rd Express	29.30	LF	2	30 ' 00 "	51	9	34.5	LF	2	30 ' 00 "	52	8	33.8	LF	2	30 ' 00 "	52	8	33.8	LF	2	30 ' 00 "	52	8	33.8	LF	2	30 ' 00 "	48	12	36.6	755a	816a	1255a	126a		
Combined/Average			7	9 ' 33 "				11	6 ' 55 "					11	6 ' 55 "					9	8 ' 03 "					5	13 ' 20 "										

Before Noon 116A operates WB and 116E operates EB. After Noon 116A operates EB and 116E operates WB



# SERVICE SUMMARY

May 9 to June 19, 2010

TORONTO TRANSIT COMMISSION

Route	RT dist (km) and date of last change	Monday-Friday morning peak period					Monday-Friday midday					Monday-Friday afternoon peak period					Monday-Friday early evening					Monday-Friday late evening													
		Veh type	No. of Veh	Service interval	Run time (min)	Term time (min)	Avg spd (km/h)	Veh type	No. of Veh	Service interval	Run time (min)	Term time (min)	Avg spd (km/h)	Veh type	No. of Veh	Service interval	Run time (min)	Term time (min)	Avg spd (km/h)	Veh type	No. of Veh	Service interval	Run time (min)	Term time (min)	Avg spd (km/h)	Veh type	No. of Veh	Service interval	Run time (min)	Term time (min)	Avg spd (km/h)	First dep NB or WB	First dep SB or EB	Last dep NB or WB	Last dep SB or EB
<b>62 MORTIMER &amp; Monday to Friday</b>	Bir 17-Feb-09	Monday-Friday morning peak period					Monday-Friday midday					Monday-Friday afternoon peak period					Monday-Friday early evening					Monday-Friday late evening													
62 Broadview Stn-Main Street Stn	12.09	LF	3	15'00"	44	1	16.5	LF	2	22'00"	42	2	17.3	LF	3	15'00"	44	1	16.5	LF	2	20'00"	40	0	18.1	LF	1.5	30'00"	40	1	18.1	540a	553a	1255a	115a
Alternates trips with 20 CLIFFSIDE																																			
<b>Saturday</b>	29-Nov-08	Saturday early morning					Saturday morning					Saturday afternoon					Saturday early evening					Saturday late evening													
62 Broadview Stn-Main Street Stn	12.09	LF	2	20'00"	40	0	18.1	LF	2	22'00"	44	0	16.5	LF	2	20'00"	44	0	16.5	LF	2	20'00"	40	0	18.1	LF	1.5	30'00"	40	1	18.1	612a	552a	1255a	115a
Alternates trips with 20 CLIFFSIDE																																			
<b>Sunday</b>	23-Nov-08	Sunday early morning					Sunday morning					Sunday afternoon					Sunday early evening					Sunday late evening													
62 Broadview Stn-Main Street Stn	12.09	LF	2	20'00"	40	0	18.1	LF	2	20'00"	40	0	18.1	LF	3	15'00"	40	5	18.1	LF	1.5	30'00"	40	1	18.1	LF	1.5	30'00"	40	1	18.1	815a	835a	1255a	115a
Alternates trips with 20 CLIFFSIDE																																			
<b>171 Mt DENNIS Monday to Friday</b>	MtD 17-Feb-09	Monday-Friday early morning					Monday-Friday midday					Monday-Friday afternoon peak period					Monday-Friday early evening					Monday-Friday late evening													
171 Mt Dennis-Jane & Weston	6.82	HF	1	20'00"	18	2	22.7	HF	1	20'00"	18	2	22.7	HF	1	20'00"	18	2	22.7	HF	1	20'00"	18	2	22.7	HF	1	20'00"	18	2	22.7	400a	409a	1120p	1134p
<b>Saturday</b>	21-Feb-09	Saturday early morning					Saturday midday					Saturday afternoon peak period					Saturday early evening					Saturday late evening													
171 Mt Dennis-Jane & Weston	6.82	HF	1	20'00"	18	2	22.7	HF	1	20'00"	18	2	22.7	HF	1	20'00"	18	2	22.7	HF	1	20'00"	18	2	22.7	HF	1	20'00"	18	2	22.7	400a	409a	1100p	1109p
<b>Sunday</b>	15-Feb-09	Sunday early morning					Sunday midday					Sunday afternoon peak period					Sunday early evening					Sunday late evening													
171 Mt Dennis-Jane & Weston	6.82	HF	1	20'00"	18	2	22.7	HF	1	20'00"	18	2	22.7	HF	1	20'00"	18	2	22.7	HF	1	20'00"	18	2	22.7	HF	1	20'00"	18	2	22.7	400a	409a	1120p	1134p
<b>74 Mt PLEASANT &amp; Monday to Friday</b>	Wil 24-Nov-08	Monday-Friday morning peak period					Monday-Friday midday					Monday-Friday afternoon peak period					Monday-Friday early evening					Monday-Friday late evening													
74 St Clair Stn-Eglinton	6.15	LF	2	15'00"	30	0	12.3	LF	1	30'00"	30	0	12.3	LF	2	18'00"	36	0	10.3	LF	1	30'00"	30	0	12.3	LF	1	30'00"	30	0	12.3	615a	604a	115a	100a
<b>Saturday</b>	29-Nov-08	Saturday early morning					Saturday morning					Saturday afternoon					Saturday early evening					Saturday late evening													
74 St Clair Stn-Eglinton	6.15	LF	1	30'00"	30	0	12.3	LF	1	30'00"	30	0	12.3	LF	1	30'00"	30	0	12.3	LF	1	30'00"	30	0	12.3	LF	1	30'00"	30	0	12.3	715a	700a	115a	100a
<b>Sunday</b>	23-Nov-08	Sunday morning					Sunday afternoon					Sunday early evening					Sunday late evening																		
74 St Clair Stn-Eglinton	6.15	LF	1	30'00"	30	0	12.3	LF	1	30'00"	30	0	12.3	LF	1	30'00"	30	0	12.3	LF	1	30'00"	30	0	12.3	LF	1	30'00"	30	0	12.3	900a	915a	115a	100a
<b>103 Mt PLEASANT NORTH &amp; Monday to Friday</b>	Wil 24-Nov-08	Monday-Friday morning peak period					Monday-Friday midday					Monday-Friday afternoon peak period					Monday-Friday early evening					Monday-Friday late evening													
103 Eglinton Stn-Doncliffe	7.92	LF	2	15'00"	30	0	15.8	LF	2	15'00"	30	0	15.8	LF	2	15'00"	30	0	15.8	LF	2	15'00"	30	0	15.8	LF	1	30'00"	30	0	15.8	600a	615a	100a	115a
<b>Saturday</b>	29-Nov-08	Saturday early morning					Saturday morning					Saturday afternoon					Saturday early evening					Saturday late evening													
103 Eglinton Stn-Doncliffe	7.92	LF	1	30'00"	30	0	15.8	LF	2	15'00"	30	0	15.8	LF	2	15'00"	30	0	15.8	LF	1	30'00"	30	0	15.8	LF	1	30'00"	30	0	15.8	545a	600a	100a	115a
<b>Sunday</b>	23-Nov-08	Sunday early morning					Sunday morning					Sunday afternoon					Sunday early evening					Sunday late evening													
103 Eglinton Stn-Doncliffe	7.92	LF	1	30'00"	30	0	15.8	LF	1	30'00"	30	0	15.8	LF	1	30'00"	30	0	15.8	LF	1	30'00"	30	0	15.8	LF	1	30'00"	30	0	15.8	830a	815a	100a	115a



### SERVICE SUMMARY

May 9 to June 19, 2010

TORONTO TRANSIT COMMISSION

Route	RT dist (km) and date of last change	Veh type	No. of Veh	Service interval	Run time (min)	Term time (min)	Avg spd (km/h)	Veh type	No. of Veh	Service interval	Run time (min)	Term time (min)	Avg spd (km/h)	Veh type	No. of Veh	Service interval	Run time (min)	Term time (min)	Avg spd (km/h)	Veh type	No. of Veh	Service interval	Run time (min)	Term time (min)	Avg spd (km/h)	First dep NB or WB	First dep SB or EB	Last dep NB or WB	Last dep SB or EB						
<b>133 NEILSON &amp; Monday to Friday</b>	Mal 29-Mar-10			Monday-Friday morning peak period				Monday-Friday midday						Monday-Friday afternoon peak period						Monday-Friday early evening															
133 Scarborough Centre Stn-Morningside Heights	25.22	LF	9	8 ' 00 "	70	2	21.6	LF	7	10 ' 00 "	70	0	21.6	LF	11	7 ' 00 "	74	3	20.4	LF	8	9 ' 00 "	70	2	21.6	LF	3.5	20 ' 00 "	65	5	23.3	532a	459a	140a	123a
Alternates trips with 38 HIGHLAND CREEK																																			
<b>Saturday</b>	03-Apr-10			Saturday early morning				Saturday morning						Saturday afternoon						Saturday early evening						Saturday late evening									
133 Scarborough Centre Stn-Morningside Heights	25.22	LF	6	12 ' 00 "	70	2	21.6	LF	6	12 ' 00 "	70	2	21.6	LF	8	9 ' 00 "	70	2	21.6	LF	6	12 ' 00 "	70	2	21.6	LF	3.5	20 ' 00 "	70	0	21.6	540a	520a	100a	100a
Alternates trips with 38 HIGHLAND CREEK																																			
<b>Sunday</b>	28-Mar-10			Sunday early morning				Sunday morning						Sunday afternoon						Sunday early evening						Sunday late evening									
133 Scarborough Centre Stn-Morningside Heights	25.22	LF	5	12 ' 00 "	60	0	25.2	LF	5	12 ' 00 "	60	0	25.2	LF	7	10 ' 00 "	70	0	21.6	LF	5	13 ' 00 "	60	5	25.2	LF	4	15 ' 00 "	60	0	25.2	900a	825a	100a	105a
All buses serve Centenary Hospital in both directions except where noted. Overnight service provided by 321 YORK MILLS																																			
<b>131 NUGGET &amp; Monday to Friday</b>	Mal 04-Jan-10			Monday-Friday morning peak period				Monday-Friday midday						Monday-Friday afternoon peak period						Monday-Friday early evening						Monday-Friday late evening									
131 Scarborough Centre Stn-Old Finch & Morningview	20.20							LF	3	18 ' 00 "	54	0	22.4							LF	3	17 ' 00 "	51	0	23.8	LF	2	22 ' 00 "	44	0	27.5	550a	520a	100a	1238a
131E Kennedy Stn-Old Finch Express	33.46	LF	13	7 ' 00 "	90	1	22.3							LF	11	8 ' 30 "	93	1	21.6																
650a 605a 910a 832a 332p 311p 622p 535p																																			
<b>Saturday</b>	09-Jan-10			Saturday early morning				Saturday morning						Saturday afternoon						Saturday early evening						Saturday late evening									
131 Scarborough Centre Stn-Old Finch & Morningview	20.20	LF	3	18 ' 00 "	54	0	22.4	LF	3	18 ' 00 "	54	0	22.4	LF	3	18 ' 00 "	54	0	22.4	LF	2	25 ' 00 "	50	0	24.2	LF	2	22 ' 00 "	44	0	27.5	630a	639a	100a	1238a
<b>Sunday</b>	03-Jan-10			Sunday early morning				Sunday morning						Sunday afternoon						Sunday early evening						Sunday late evening									
131 Scarborough Centre Stn-Old Finch & Morningview	20.20	LF	2	26 ' 00 "	52	0	23.3	LF	2	26 ' 00 "	52	0	23.3	LF	2	26 ' 00 "	52	0	23.3	LF	2	25 ' 00 "	50	0	24.2	LF	2	22 ' 00 "	44	0	27.5	826a	800a	100a	1238a
Operates NB via Morningview before 3:00 pm, and NB via Littles after 3:00 pm.																																			
<b>70 O'CONNOR &amp;</b>	Egl	Temporarily interlined with 22 COXWELL during construction at Coxwell Station.																																	
70 Coxwell Stn-Warden Stn	12.36																																		
70A Coxwell Stn-Eglinton	12.54	See 22 COXWELL																																	
70B Coxwell Stn-Eglinton Sq	11.75																																		





## SERVICE SUMMARY

May 9 to June 19, 2010

TORONTO TRANSIT COMMISSION

Route	RT dist (km) and date of last change	Monday-Friday morning peak period					Monday-Friday midday					Monday-Friday afternoon peak period					Monday-Friday early evening					Monday-Friday late evening					First dep NB or WB	First dep SB or EB	Last dep NB or WB	Last dep SB or EB					
		Veh type	No. of Veh	Service interval	Run time (min)	Term time (min)	Avg spd (km/h)	Veh type	No. of Veh	Service interval	Run time (min)	Term time (min)	Avg spd (km/h)	Veh type	No. of Veh	Service interval	Run time (min)	Term time (min)	Avg spd (km/h)	Veh type	No. of Veh	Service interval	Run time (min)	Term time (min)	Avg spd (km/h)	Veh type					No. of Veh	Service interval	Run time (min)	Term time (min)	Avg spd (km/h)
<b>63 OSSINGTON &amp; Monday to Friday</b>	MtD 08-Sep-09																																		
63 Eglinton West Stn-East Liberty	17.57	LF	2	13 ' 30 "	77	4	13.7	LF	11	7 ' 15 "	77	3	13.7	LF	7	11 ' 30 "	78	3	13.5	LF	9	8 ' 30 "	72	5	14.6	LF	6	11 ' 00 "	64	2	16.5	517a	521a	147a	136a
63A St Clair-East Liberty	13.35	LF	12	4 ' 30 "	53	1	15.1							LF	5	11 ' 30 "	54	4	14.8													638a	705a	902a	932a
Combined/Average			14	4 ' 30 "				11	7 ' 15 "					12	5 ' 45 "					9	8 ' 30 "					6	11 ' 00 "					303p	334p	556p	615p
		Every 3rd 63A operates as a 63																																	
<b>Saturday</b>	29-Nov-08																																		
63 Eglinton West Stn-East Liberty	17.57	LF	8	10 ' 00 "	74	6	14.2	LF	11	7 ' 30 "	78	5	13.5	LF	13	6 ' 30 "	82	3	12.9	LF	7	10 ' 00 "	70	0	15.1	LF	5	13 ' 00 "	64	1	16.5	520a	523a	142a	136a
<b>Sunday</b>	15-Feb-09																																		
63 Eglinton West Stn-East Liberty	17.57	LF	6	12 ' 00 "	72	0	14.6	LF	7	11 ' 00 "	73	4	14.4	LF	9	8 ' 30 "	75	2	14.1	LF	7	10 ' 00 "	70	0	15.1	LF	6	11 ' 00 "	64	2	16.5	520a	520a	147a	136a
<b>316 OSSINGTON &amp; Overnight, 7 days a week</b>	Wil/MtD 23-Nov-08																																		
316 Eglinton West Stn-Exhibition	20.28	LF	1.6	30 ' 00 "	49	0	24.8	LF	1.6	30 ' 00 "	49	0	24.8	LF	1.6	30 ' 00 "	49	0	24.8	Alternates trips with 329 DUFFERIN															
		Alternates trips with 329 DUFFERIN																																	
<b>72 PAPE &amp; Monday to Friday</b>	Bir 10-May-10	Temporary diversion to Donlands Station during construction at Pape Station. Temporary diversion until summer of 2013, westbound via Scott and Wellington, due to closure of The Esplanade between Scott and Yonge.																																	
72 Donlands Stn-Eastern	5.67	LF	2.5	14 ' 00 "	31	4	11.0	LF	4	8 ' 00 "	30	2	11.3	LF	2.5	13 ' 00 "	32	1	10.6	LF	4	8 ' 00 "	30	2	11.3	LF	1.5	26 ' 00 "	30	9	11.3	533a	540a	123a	101a
72A Donlands Stn-Union Stn via Commissioners	16.25	LF	5.5	14 ' 00 "	72	5	13.5	LF	2	24 ' 00 "	66	14	14.8	LF	5.5	13 ' 00 "	71	1	13.7													520a	440a	702p	639p
72B Donlands Stn-Union Stn via Commissioners and Cherry Beach	18.92													LF	2	24 ' 00 "	72	8	15.8	LF	2.5	26 ' 00 "	63	2	18.0							715p	655p	120a	114a
Combined/Average			8	7 ' 00 "				6	8 ' 00 "					8	6 ' 30 "					6	8 ' 00 "					4	13 ' 00 "								
		Every 3rd 72 operates as a 72A																																	
		Every 3rd 72 operates as a 72B																																	
<b>Saturday</b>	15-May-10																																		
72 Pape Stn-Eastern	5.67	LF	1.5	24 ' 00 "	30	6	11.3	LF	5	7 ' 30 "	36	2	9.5	LF	5	7 ' 30 "	36	2	9.5	LF	1.5	24 ' 00 "	30	6	11.3						523a	508a	955p	938p	
72A Donlands Stn-Union Stn via Commissioners	16.25	LF	2.5	24 ' 00 "	54	6	18.1																								547a	520a	923a	832a	
72B Donlands Stn-Union Stn via Commissioners and Cherry Beach	18.92							LF	2	22 ' 30 "	77	6	14.7	LF	2	22 ' 30 "	77	6	14.7	LF	3.5	24 ' 00 "	70	14	16.2	LF	5	13 ' 00 "	63	2	18.0	939a	856a	123a	117a
Combined/Average			4	12 ' 00 "				7	7 ' 30 "					7	7 ' 30 "					5	12 ' 00 "					5	13 ' 00 "								
		Every 3rd 72 operates as a 72B																																	
<b>Sunday</b>	09-May-10																																		
72 Pape Stn-Eastern	5.67	LF	1.5	24 ' 00 "	30	6	11.3	LF	4	10 ' 00 "	36	4	9.5	LF	4	10 ' 00 "	36	4	9.5	LF	1.5	20 ' 00 "	30	0	11.3						745a	730a	955p	940p	
72A Donlands Stn-Union Stn via Commissioners	16.25	LF	2.5	24 ' 00 "	54	6	18.1																								815a	748a	903a	900a	
72B Donlands Stn-Union Stn via Commissioners and Cherry Beach	18.92							LF	1	30 ' 00 "	66	4	17.2	LF	1	30 ' 00 "	66	4	17.2	LF	3.5	20 ' 00 "	63	7	18.0	LF	5	12 ' 00 "	57	3	19.9	933a	930a	117a	119a
Combined/Average			4	12 ' 00 "				5	10 ' 00 "					5	10 ' 00 "					5	10 ' 00 "					5	12 ' 00 "								
		Every 3rd 72 operates as a 72B																																	



## SERVICE SUMMARY

May 9 to June 19, 2010

TORONTO TRANSIT COMMISSION

Route	RT dist (km) and date of last change	No. of Veh	Service interval	Run time (min)	Term time (min)	Avg spd (km/h)	No. of Veh	Service interval	Run time (min)	Term time (min)	Avg spd (km/h)	No. of Veh	Service interval	Run time (min)	Term time (min)	Avg spd (km/h)	No. of Veh	Service interval	Run time (min)	Term time (min)	Avg spd (km/h)	First dep NB or WB	First dep SB or EB	Last dep NB or WB	Last dep SB or EB										
<b>101 PARC DOWNSVIEW PARK &amp; COMMUNITY BUS</b>	Arv 12-May-08	Monday-Friday morning peak period				Monday-Friday midday				Monday-Friday afternoon peak period				Monday-Friday early evening																					
101 Downsview Stn-Parc Downsview Park	5.64	LF	1	20'00"	20	0	16.9	LF	1	20'00"	20	0	16.9	LF	1	20'00"	20	0	16.9	LF	1	20'00"	20	0	16.9	600a	610a	1000p	1010p						
<b>Saturday</b>	17-May-08	Saturday early morning				Saturday morning				Saturday afternoon				Saturday early evening																					
101 Downsview Stn-Parc Downsview Park	5.64	LF	1	20'00"	20	0	16.9	LF	1	20'00"	20	0	16.9	LF	1	20'00"	20	0	16.9	LF	1	20'00"	20	0	16.9	900a	910a	1000p	1010p						
<b>Sunday</b>	11-May-08	Sunday morning				Sunday afternoon				Sunday early evening																									
101 Downsview Stn-Parc Downsview Park	5.64	LF	1	20'00"	20	0	16.9	LF	1	20'00"	20	0	16.9	LF	1	20'00"	20	0	16.9	LF	1	20'00"	20	0	16.9	940a	950a	1000p	1010p						
<b>402 PARKDALE COMMUNITY BUS</b>	W-T 2-Sep-97	Monday-Friday midday				Monday-Friday afternoon peak period																													
402 Queen Elizabeth Hospital-Dufferin Mall via Dufferin Stn		CB	1	75'00"	75	0		CB	1	75'00"	75	0																							
<b>65 PARLIAMENT</b>	Bir 24-Nov-08	Monday-Friday morning peak period				Monday-Friday midday				Monday-Friday afternoon peak period				Monday-Friday early evening				Monday-Friday late evening																	
65 Castle Frank Stn-Esplanade	6.21	LF	2	16'00"	32	0	11.6	LF	2	16'00"	32	0	11.6	LF	3	12'00"	36	0	10.4	LF	2	16'00"	32	0	11.6	LF	1	30'00"	30	0	12.4	530a	515a	115a	100a
<b>Saturday</b>	04-Apr-09	Saturday early morning				Saturday morning				Saturday afternoon				Saturday early evening				Saturday late evening																	
65 Castle Frank Stn-Esplanade	6.21	LF	2	15'00"	30	0	12.4	LF	2	16'00"	32	0	11.6	LF	2	16'00"	32	0	11.6	LF	1	30'00"	30	0	12.4	LF	1	30'00"	30	0	12.4	545a	530a	115a	100a
<b>Sunday</b>	28-Mar-10	Sunday morning				Sunday afternoon				Sunday early evening				Sunday late evening																					
65 Castle Frank Stn-Esplanade	6.21	LF	1	30'00"	30	0	12.4	LF	2	15'00"	30	0	12.4	LF	1	30'00"	30	0	12.4	LF	1	30'00"	30	0	12.4	LF	1	30'00"	30	0	12.4	915a	900a	115a	100a
<b>67 PHARMACY</b>	Egl 10-May-10	Monday-Friday morning peak period				Monday-Friday midday				Monday-Friday afternoon peak period				Monday-Friday early evening				Monday-Friday late evening																	
67 Victoria Park Stn-Ellesmere	17.93	LF	4	17'00"	64	4	16.8	LF	3	17'00"	51	0	21.1	LF	6	10'00"	60	0	17.9	LF	3	17'00"	51	0	21.1	LF	2	20'00"	40	0	26.9	516a	537a	110a	1250a
67A Victoria Park Stn-Eglinton	9.32	LF	2	17'00"	34	0	16.4																												
Combined/Average			6	8'30"				3	17'00"			6	10'00"				3	17'00"						2	20'00"										
<b>Saturday</b>	04-Apr-09	Saturday early morning				Saturday morning				Saturday afternoon				Saturday early evening				Saturday late evening																	
67 Victoria Park Stn-Ellesmere	17.93	LF	2	20'00"	40	0	26.9	LF	2	22'30"	45	0	23.9	LF	2	30'00"	55	5	19.6	LF	2	20'00"	40	0	26.9	LF	2	20'00"	40	0	26.9	516a	540a	100a	1240a
<b>Sunday</b>	29-Mar-09	Sunday morning				Sunday afternoon				Sunday early evening				Sunday late evening																					
67 Victoria Park Stn-Ellesmere	17.93	LF	2	20'00"	40	0	26.9	LF	2	25'00"	50	0	21.5	LF	2	20'00"	40	0	26.9	LF	2	20'00"	40	0	26.9	LF	2	20'00"	40	0	26.9	920a	940a	100a	1240a



## SERVICE SUMMARY

May 9 to June 19, 2010

TORONTO TRANSIT COMMISSION

Route	RT dist (km) and date of last change	No. of Veh	Service interval	Run time (min)	Term time (min)	Avg spd (km/h)	No. of Veh	Service interval	Run time (min)	Term time (min)	Avg spd (km/h)	No. of Veh	Service interval	Run time (min)	Term time (min)	Avg spd (km/h)	No. of Veh	Service interval	Run time (min)	Term time (min)	Avg spd (km/h)	First dep NB or WB	First dep SB or EB	Last dep NB or WB	Last dep SB or EB																
<b>167 PHARMACY NORTH &amp;</b>	Bir																																								
<b>Monday to Friday</b>	04-Jan-10	Monday-Friday morning peak period						Monday-Friday midday						Monday-Friday afternoon peak period						Monday-Friday early evening						Monday-Friday late evening															
167 Don Mills Stn-Steeles	21.24	LF	2	24 ' 00 "	45	3	28.3	LF	1.5	30 ' 00 "	45	0	28.3	LF	2	24 ' 00 "	48	0	26.6							558a	535a	647p	648p												
167A Don Mills Stn-Steeles via Consumers	20.14													LF	2	30 ' 00 "	51	9	23.7	LF	2	30 ' 00 "	51	9	23.7	715p	712p	115a	1240a												
Alternates trips with 24A VICTORIA PARK																																									
<b>Saturday</b>	09-Jan-10	Saturday early morning						Saturday morning						Saturday afternoon						Saturday early evening						Saturday late evening															
167A Don Mills Stn-Steeles via Consumers	20.14	LF	2	30 ' 00 "	51	9	23.7	LF	2	30 ' 00 "	51	9	23.7	LF	2	30 ' 00 "	51	9	23.7	LF	2	30 ' 00 "	51	9	23.7	540a	540a	110a	1235a												
<b>Sunday</b>	03-Jan-10	Sunday morning						Sunday afternoon						Sunday early evening						Sunday late evening																					
167A Don Mills Stn-Steeles via Consumers	20.14													LF	2	30 ' 00 "	51	9	23.7	LF	2	30 ' 00 "	51	9	23.7	LF	2	30 ' 00 "	51	9	23.7	900a	925a	100a	1255a						
<b>66 PRINCE EDWARD &amp;</b>	Qsy																																								
<b>Monday to Friday</b>	29-Mar-10	Monday-Friday morning peak period						Monday-Friday midday						Monday-Friday afternoon peak period						Monday-Friday early evening						Monday-Friday late evening															
66A Old Mill Stn-Humber Loop	9.75	LF	2.5	14 ' 00 "	26	9	22.5	LF	2	15 ' 00 "	24	6	24.4	LF	2	20 ' 00 "	30	10	19.5	LF	2	15 ' 00 "	24	6	24.4	LF	1	30 ' 00 "	24	6	24.4	520a	603a	1248a	100a						
66D Old Mill Stn-Lake Shore	10.19	LF	2.5	14 ' 00 "	34	1	18.0	LF	1	30 ' 00 "	30	0	20.4	LF	2	20 ' 00 "	38	2	16.1	LF	1	30 ' 00 "	30	0	20.4	LF	1	30 ' 00 "	30	0	20.4	550a	556a	100a	115a						
Combined/Average		5 7 ' 00 "						3 10 ' 00 "						4 10 ' 00 "						3 10 ' 00 "						2 15 ' 00 "															
<b>Saturday</b>	24-Oct-09	Saturday early morning						Saturday morning						Saturday afternoon						Saturday early evening						Saturday late evening															
66A Old Mill Stn-Humber Loop	9.75	LF	1	30 ' 00 "	22	8	26.6	LF	2	15 ' 00 "	24	6	24.4	LF	2	15 ' 00 "	24	6	24.4	LF	2	15 ' 00 "	24	6	24.4	LF	1	30 ' 00 "	22	8	26.6	600a	615a	1245a	100a						
66D Old Mill Stn-Lake Shore	10.19	LF	1	30 ' 00 "	28	2	21.8	LF	1	30 ' 00 "	30	0	20.4	LF	1	30 ' 00 "	30	0	20.4	LF	1	30 ' 00 "	30	0	20.4	LF	1	30 ' 00 "	28	2	21.8	614a	630a	1259a	115a						
Combined/Average		2 15 ' 00 "						3 10 ' 00 "						3 10 ' 00 "						3 10 ' 00 "						2 15 ' 00 "															
<b>Sunday</b>	18-Oct-09	Sunday morning						Sunday afternoon						Sunday early evening						Sunday late evening																					
66A Old Mill Stn-Humber Loop	9.75													LF	1.5	20 ' 00 "	24	6	24.4	LF	1.5	20 ' 00 "	24	6	24.4	LF	1	30 ' 00 "	24	6	24.4	LF	1	30 ' 00 "	22	8	26.6	845a	900a	1245a	100a
66D Old Mill Stn-Lake Shore	10.19													LF	1.5	20 ' 00 "	30	0	20.4	LF	1.5	20 ' 00 "	30	0	20.4	LF	1	30 ' 00 "	28	2	21.8	LF	1	30 ' 00 "	28	2	21.8	858a	910a	1259a	115a
Combined/Average		3 10 ' 00 "						3 10 ' 00 "						2 15 ' 00 "						2 15 ' 00 "																					
<b>134 PROGRESS &amp;</b>	Mal / Egl																																								
<b>Monday to Friday</b>	10-May-10	Monday-Friday morning peak period						Monday-Friday midday						Monday-Friday afternoon peak period						Monday-Friday early evening						Monday-Friday late evening															
134 Scarborough Centre Stn-Finch	18.05													LF	3	20 ' 00 "	51	9	21.2							LF	2	22 ' 00 "	44	0	24.6	LF	1.5	30 ' 00 "	44	1	24.6	940a	515a	123a	116a
134B Scarborough Centre Stn-McNicoll	21.26	LF	3	20 ' 00 "	60	0	21.3							LF	3	20 ' 00 "	60	0	21.3													540a	305p	920a	645p						
134C Scarborough Centre Stn-Centennial College	7.91	LF	3	8 ' 00 "	24	0	19.8	LF	3	8 ' 00 "	24	0	19.8	LF	3	8 ' 00 "	24	0	19.8	LF	1	22 ' 00 "	20	2	23.7							658a	703a	1056p	1108p						
Combined/Average		6 5 ' 43 "						6 5 ' 43 "						6 5 ' 43 "						3 11 ' 00 "						Alternates trips with 43 KENNEDY															
<b>Saturday</b>	10-Jan-09	Saturday early morning						Saturday morning						Saturday afternoon						Saturday early evening						Saturday late evening															
134 Scarborough Centre Stn-Finch	18.05	LF	2	22 ' 00 "	44	0	24.6	LF	3	15 ' 00 "	45	0	24.1	LF	3	15 ' 00 "	45	0	24.1	LF	2	22 ' 30 "	45	0	24.1	LF	1.5	30 ' 00 "	44	1	24.6	608a	534a	118a	111a						
134C Scarborough Centre Stn-Centennial College	7.91	LF	1	22 ' 00 "	22	0	21.6	LF	1	30 ' 00 "	24	6	19.8	LF	1	30 ' 00 "	24	6	19.8													749a	800a	625p	643p						
Combined/Average		3 11 ' 00 "						4 10 ' 00 "						4 10 ' 00 "						2 22 ' 30 "						Alternates trips with 43 KENNEDY															
<b>Sunday</b>	04-Jan-09	Sunday morning						Sunday afternoon						Sunday evening						Sunday late evening																					
134 Scarborough Centre Stn-Finch	18.05													LF	1.5	30 ' 00 "	44	1	24.6	LF	2	22 ' 30 "	45	0	24.1	LF	1.5	30 ' 00 "	44	1	24.6	LF	1.5	30 ' 00 "	44	1	24.6	855a	818a	1255a	1248a
Alternates trips with 43 KENNEDY																																									



# SERVICE SUMMARY

May 9 to June 19, 2010

## TORONTO TRANSIT COMMISSION

Route	RT dist (km) and date of last change	No. of					Run time					Term time					Avg spd					First dep NB or WB	First dep SB or EB	Last dep NB or WB	Last dep SB or EB										
		Veh type	Veh	Service interval	(min)	(min)	(km/h)	Veh type	Veh	Service interval	(min)	(min)	(km/h)	Veh type	Veh	Service interval	(min)	(min)	(km/h)	Veh type	Veh					Service interval	(min)	(min)	(km/h)						
<b>501 QUEEN</b>	Ron/Rus																																		
<b>Monday to Friday</b>	23-Nov-09	Monday-Friday morning peak period					Monday-Friday midday					Monday-Friday afternoon peak period					Monday-Friday early evening					Monday-Friday late evening													
501 Neville Park-Long Branch	48.86	ALRV	18	10' 20"	180	6	16.3	ALRV	17	11' 45"	184	16	15.9	ALRV	18	11' 20"	190	14	15.4	ALRV	14	13' 30"	185	4	15.8	ALRV	8	20' 00"	160	0	18.3	510a	523a	1245a	1245a
501 Neville Park-Humber Loop	33.31	ALRV	13	10' 20"	130	5	15.4	ALRV	12	11' 45"	136	5	14.7	ALRV	13	11' 20"	138	10	14.5	ALRV	11	13' 30"	136	13	14.7	ALRV	6	20' 00"	116	4	17.2	457a	500a	1255a	1257a
Combined/Average			31	5' 10"				29	5' 53"					31	5' 40"					25	6' 45"					14	10' 00"								
<b>Saturday</b>	15-May-10	Saturday early morning					Saturday morning					Saturday afternoon					Saturday early evening					Saturday late evening													
501 Neville Park-Long Branch	48.86	ALRV	11	15' 00"	155	10	18.9	ALRV	15	12' 30"	176	12	16.7	ALRV	23	8' 40"	188	12	15.6	ALRV	14	13' 00"	170	12	17.2	ALRV	9.5	18' 00"	160	11	18.3	457a	526a	1248a	1229a
501 Neville Park-Humber Loop	33.31	ALRV	8	15' 00"	110	10	18.2	ALRV	11	12' 30"	126	11	15.8	ALRV	17	8' 40"	136	12	14.7	ALRV	10	13' 00"	122	8	16.4	ALRV	6.5	18' 00"	115	2	17.4	521a	500a	1257a	100a
Combined/Average			19	7' 30"				26	6' 15"					40	4' 20"					24	6' 30"					16	9' 00"								
<b>Sunday</b>	09-May-10	Sunday early morning					Sunday morning					Sunday afternoon					Sunday early evening					Sunday late evening													
501 Neville Park-Long Branch	48.86	ALRV	8	20' 00"	156	4	18.8	ALRV	11	16' 00"	166	10	17.7	ALRV	17	11' 00"	174	13	16.8	ALRV	10	18' 00"	170	10	17.2	ALRV	9	19' 00"	158	13	18.6	457a	526a	1242a	1239a
501 Neville Park-Humber Loop	33.31	ALRV	6	20' 00"	110	10	18.2	ALRV	8	16' 00"	120	8	16.7	ALRV	12	11' 00"	126	6	15.9	ALRV	7	18' 00"	122	4	16.4	ALRV	6	19' 00"	112	2	17.8	525a	505a	1251a	1252a
Combined/Average			14	10' 00"				19	8' 00"					29	5' 30"					17	9' 00"					15	9' 30"								
<b>301 QUEEN</b>	Ron/Rus																																		
<b>Overnight, 7 days a week</b>	22-Nov-09	Monday-Friday overnight					Saturday overnight					Sunday overnight																							
301 Neville Park-Long Branch	48.86	ALRV	5	30' 00"	140	10	20.9	ALRV	5	30' 00"	140	10	20.9	ALRV	5	30' 00"	140	10	20.9																
<b>80 QUEENSWAY &amp;</b>	Qsy																																		
<b>Monday to Friday</b>	17-Feb-09	Monday-Friday morning peak period					Monday-Friday midday					Monday-Friday afternoon peak period					Monday-Friday early evening					Monday-Friday late evening													
80 Sherway-Keele Stn via Parkside Dr	26.25	LF	3	30' 00"	75	15	21.0	LF	3	24' 00"	69	3	22.8	LF	3	30' 00"	78	12	20.2	LF	2	30' 00"	56	4	28.1	LF	2	30' 00"	54	6	29.2	548a	600a	100a	1229a
<b>Saturday</b>	21-Feb-09	Saturday early morning					Saturday morning					Saturday afternoon					Saturday early evening					Saturday late evening													
80 Sherway-Keele Stn via Parkside Dr	26.25	LF	2	30' 00"	56	4	28.1	LF	3	24' 00"	70	2	22.5	LF	3	24' 00"	70	2	22.5	LF	2	30' 00"	56	4	28.1	LF	2	30' 00"	54	6	29.2	600a	600a	100a	1230a
<b>Sunday</b>	15-Feb-09	Sunday morning					Sunday afternoon					Sunday early evening					Sunday late evening																		
80 Sherway-Keele Stn via Parkside Dr	26.25							LF	3	24' 00"	70	2	22.5	LF	3	24' 00"	70	2	22.5	LF	2	30' 00"	54	6	29.2	LF	2	30' 00"	54	6	29.2	855a	932a	100a	1225a
<b>109 RANEE &amp;</b>	Wil																																		
<b>Monday to Friday</b>	05-Jan-09	Monday-Friday morning peak period					Monday-Friday midday					Monday-Friday afternoon peak period					Monday-Friday early evening					Monday-Friday late evening													
109B Eglinton West Stn-Neptune via Marlee and Flemington	14.29	LF	1.5	34' 00"	51	0	16.8	LF	1.5	30' 00"	45	0	19.1	LF	2	30' 00"	56	4	15.3	LF	1	45' 00"	45	0	19.1	LF	1	45' 00"	45	0	19.1	627a	557a	115a	1253a
109C Eglinton West Stn-Neptune via Marlee and Varna	13.08	LF	1.5	34' 00"	51	0	15.4	LF	1.5	30' 00"	45	0	17.4	LF	2	30' 00"	56	4	14.0	LF	1	45' 00"	45	0	17.4	LF	1	45' 00"	45	0	17.4	610a	621a	1252a	1230a
Combined/Average			3	17' 00"				3	15' 00"					4	15' 00"					2	22' 30"					2	22' 30"								
<b>Saturday</b>	10-Jan-09	Saturday early morning					Saturday morning					Saturday afternoon					Saturday early evening					Saturday late evening													
109B Eglinton West Stn-Neptune via Marlee and Flemington	14.29	LF	1.5	30' 00"	45	0	19.1	LF	1.5	34' 00"	51	0	16.8	LF	1.5	34' 00"	51	0	16.8	LF	1	45' 00"	45	0	19.1	LF	1	45' 00"	45	0	19.1	637a	645a	1237a	1238a
109C Eglinton West Stn-Neptune via Marlee and Varna	13.08	LF	1.5	30' 00"	45	0	17.4	LF	1.5	34' 00"	51	0	15.4	LF	1.5	34' 00"	51	0	15.4	LF	1	45' 00"	45	0	17.4	LF	1	45' 00"	45	0	17.4	622a	700a	100a	1215a
Combined/Average			3	15' 00"				3	17' 00"					3	17' 00"					2	22' 30"					2	22' 30"								
<b>Sunday</b>	04-Jan-09	Sunday morning					Sunday afternoon					Sunday early evening					Sunday late evening																		
109B Eglinton West Stn-Neptune via Marlee and Flemington	14.29							LF	1	40' 00"	40	0	21.4	LF	1.5	34' 00"	51	0	16.8	LF	1	45' 00"	45	0	19.1	LF	1	45' 00"	45	0	19.1	900a	840a	1237a	1238a
109C Eglinton West Stn-Neptune via Marlee and Varna	13.08							LF	1	40' 00"	40	0	19.6	LF	1.5	34' 00"	51	0	15.4	LF	1	45' 00"	45	0	17.4	LF	1	45' 00"	45	0	17.4	920a	900a	100a	1215a
Combined/Average								2	20' 00"					3	17' 00"					2	22' 30"					2	22' 30"								



## SERVICE SUMMARY

May 9 to June 19, 2010

TORONTO TRANSIT COMMISSION

Route	RT dist (km) and date of last change	Monday-Friday morning peak period					Monday-Friday midday					Monday-Friday afternoon peak period					Monday-Friday early evening					Monday-Friday late evening					First dep NB or WB	First dep SB or EB	Last dep NB or WB	Last dep SB or EB								
		Veh type	No. of Veh	Service interval	Run time (min)	Term time (min)	Avg spd (km/h)	Veh type	No. of Veh	Service interval	Run time (min)	Term time (min)	Avg spd (km/h)	Veh type	No. of Veh	Service interval	Run time (min)	Term time (min)	Avg spd (km/h)	Veh type	No. of Veh	Service interval	Run time (min)	Term time (min)	Avg spd (km/h)	Veh type					No. of Veh	Service interval	Run time (min)	Term time (min)	Avg spd (km/h)			
<b>48 RATHBURN &amp;</b>	Qsy																																					
<b>Monday to Friday</b>	08-Sep-09																																					
48 Royal York Stn-Mill Rd	17.36	LF	4	11'00"	44	0	23.7	LF	2	20'00"	40	0	26.0	LF	3	15'00"	44	1	23.7	LF	1.5	30'00"	40	5	26.0	LF	1.5	30'00"	40	5	26.0	540a	520a	100a	1250a			
		Alternates trips with 15 EVANS																																				
<b>Saturday</b>	21-Feb-09																																					
48 Royal York Stn-Mill Rd	17.36	LF	1.5	30'00"	40	5	26.0	LF	1.5	30'00"	45	0	23.1	LF	1.5	30'00"	45	0	23.1	LF	1.5	30'00"	40	5	26.0	LF	1.5	30'00"	40	5	26.0	610a	610a	115a	1235a			
		Alternates trips with 15 EVANS																																				
<b>Sunday</b>	15-Feb-09																																					
48 Royal York Stn-Mill Rd	17.36	LF	1.5	30'00"	45	0	23.1	LF	1.5	30'00"	45	0	23.1	LF	1.5	30'00"	45	0	23.1	LF	1.5	30'00"	44	1	23.7	LF	1.5	30'00"	40	5	26.0	844a	818a	100a	1242a			
		Alternates trips with 15 EVANS																																				
<b>161 ROGERS RD &amp;</b>	MtD																																					
<b>Monday to Friday</b>	08-Sep-09																																					
161 Ossington Stn-Jane	17.90	LF	7	10'20"	72	1	15.0	LF	5	14'00"	68	2	15.8	LF	7	10'45"	75	1	14.4	LF	5	12'00"	60	0	17.9	LF	3	20'00"	60	0	17.9	534a	508a	140a	110a			
		Alternates trips with 15 EVANS																																				
<b>Saturday</b>	27-Jun-09																																					
161 Ossington Stn-Jane	17.90	LF	5	13'00"	64	1	16.8	LF	6	12'00"	68	4	15.8	LF	6	12'00"	68	4	15.8	LF	4	15'00"	60	0	17.9	LF	3	20'00"	60	0	17.9	530a	526a	120a	110a			
		Alternates trips with 15 EVANS																																				
<b>Sunday</b>	21-Jun-09																																					
161 Ossington Stn-Jane	17.90	LF	3	20'00"	60	0	17.9	LF	4	16'00"	64	0	16.8	LF	5	15'00"	68	7	15.8	LF	3	20'00"	60	0	17.9	LF	3	20'00"	60	0	17.9	550a	600a	120a	110a			
		Alternates trips with 15 EVANS																																				
<b>82 ROSEDALE &amp;</b>	Wil																																					
<b>Monday to Friday</b>	15-Oct-07																																					
82 Rosedale Stn-Summerhill	5.42	LF	1	20'00"	20	0	16.3	LF	1	20'00"	20	0	16.3	LF	1	20'00"	20	0	16.3	LF	1	20'00"	20	0	16.3	LF	0.7	30'00"	21	0	15.5	625a	615a	1212a	1220a			
		Alternates trips with 75 SHERBOURNE																																				
<b>Saturday</b>	20-Oct-07																																					
82 Rosedale Stn-Summerhill	5.42	LF	1	20'00"	20	0	16.3	LF	1	20'00"	20	0	16.3	LF	1	20'00"	20	0	16.3	LF	0.7	30'00"	16	5	20.3	LF	0.7	30'00"	21	0	15.5	710a	720a	1212a	1220a			
		Alternates trips with 75 SHERBOURNE																																				
<b>Sunday</b>	14-Oct-07																																					
82 Rosedale Stn-Summerhill	5.42						LF	0.7	30'00"	16	5	20.3						LF	0.7	30'00"	16	5	20.3						LF	0.7	30'00"	21	0	15.5	912a	920a	1212a	1220a
		Alternates trips with 75 SHERBOURNE																																				



## SERVICE SUMMARY

May 9 to June 19, 2010

TORONTO TRANSIT COMMISSION

Route	RT dist (km) and date of last change	Monday-Friday morning peak period					Monday-Friday midday					Monday-Friday afternoon peak period					Monday-Friday early evening					Monday-Friday late evening					First dep NB or WB	First dep SB or EB	Last dep NB or WB	Last dep SB or EB					
		Veh type	No. of Veh	Service interval	Run time (min)	Term time (min)	Avg spd (km/h)	Veh type	No. of Veh	Service interval	Run time (min)	Term time (min)	Avg spd (km/h)	Veh type	No. of Veh	Service interval	Run time (min)	Term time (min)	Avg spd (km/h)	Veh type	No. of Veh	Service interval	Run time (min)	Term time (min)	Avg spd (km/h)	Veh type					No. of Veh	Service interval	Run time (min)	Term time (min)	Avg spd (km/h)
<b>73 ROYAL YORK &amp; Qsy</b>	29-Mar-10	Monday-Friday morning peak period					Monday-Friday midday					Monday-Friday afternoon peak period					Monday-Friday early evening					Monday-Friday late evening													
<b>Monday to Friday</b>		Monday-Friday morning peak period					Monday-Friday midday					Monday-Friday afternoon peak period					Monday-Friday early evening					Monday-Friday late evening													
73A Royal York Stn-Dixon Rd	12.65	LF	2.5	16' 00"	33	7	23.0							LF	2	20' 00"	32	8	23.7													546a 247p	609a 310p	810a 547p	833a 610p
73B Royal York Stn-Eglinton & La Rose Ave	9.33	LF	1	30' 00"	26	4	21.5	LF	1	30' 00"	26	4	21.5	LF	1	30' 00"	27	3	20.7	LF	1	30' 00"	26	4	21.5	LF	1	30' 00"	24	6	23.3	644a	658a	114a	1257a
73C Royal York Stn-Claireport via Albion Rd	34.46	LF	5.5	16' 00"	88	0	23.5	LF	6	15' 00"	84	6	24.6	LF	5	20' 00"	98	2	21.1	LF	5	17' 00"	85	0	24.3	LF	3	30' 00"	80	10	25.8	510a	450a	100a	1243a
Combined/Average			9	6' 19"					7	10' 00"					8	7' 30"					6	10' 52"					4	15' 00"							
<b>Saturday</b>	29-Nov-08	Saturday early morning					Saturday morning					Saturday afternoon					Saturday early evening					Saturday late evening													
73B Royal York Stn-Eglinton & La Rose Ave	9.33	LF	1	30' 00"	24	6	23.3	LF	1	30' 00"	24	6	23.3	LF	1	30' 00"	24	6	23.3	LF	1	30' 00"	24	6	23.3	LF	1	30' 00"	24	6	23.3	644a	657a	114a	1257a
73C Royal York Stn-Claireport via Albion Rd	34.46	LF	5	15' 00"	75	0	27.6	LF	7	13' 00"	84	7	24.6	LF	7	13' 00"	84	7	24.6	LF	4	20' 00"	80	0	25.8	LF	3	30' 00"	80	10	25.8	515a	534a	100a	1243a
Combined/Average			6	10' 00"					8	9' 04"					8	9' 04"					5	12' 00"					4	15' 00"							
<b>Sunday</b>	23-Nov-08	Sunday early morning					Sunday morning					Sunday afternoon					Sunday early evening					Sunday late evening													
73B Royal York Stn-Eglinton & La Rose Ave	9.33							LF	1	30' 00"	24	6	23.3	LF	1	30' 00"	24	6	23.3	LF	1	30' 00"	24	6	23.3	LF	1	30' 00"	24	6	23.3	844a	857a	114a	1257a
73C Royal York Stn-Claireport via Albion Rd	34.46	LF	3	30' 00"	84	6	24.6	LF	5	18' 00"	84	6	24.6	LF	5	18' 00"	84	6	24.6	LF	3	30' 00"	80	10	25.8	LF	3	30' 00"	80	10	25.8	800a	747a	100a	1243a
Combined/Average									6	11' 15"					6	11' 15"					4	15' 00"					4	15' 00"							
<b>76 ROYAL YORK SOUTH &amp; Qsy</b>	29-Mar-10	Monday-Friday morning peak period					Monday-Friday midday					Monday-Friday afternoon peak period					Monday-Friday early evening					Monday-Friday late evening													
<b>Monday to Friday</b>		Monday-Friday morning peak period					Monday-Friday midday					Monday-Friday afternoon peak period					Monday-Friday early evening					Monday-Friday late evening													
76 Royal York Stn-Lake Shore	10.84	LF	7	5' 00"	34	1	19.1	LF	4	9' 00"	34	2	19.1	LF	6	6' 00"	36	0	18.1	LF	2	15' 00"	29	1	22.4	LF	2	15' 00"	28	2	23.2	510a	524a	117a	137a
76B Royal York Stn-Queensway and Grand Ave	6.44	LF	1	30' 00"	26	4	14.9	LF	1	30' 00"	26	4	14.9	LF	1	30' 00"	26	4	14.9	LF	1	30' 00"	26	4	14.9	LF	1	30' 00"	26	4	14.9	654a	654a	1254a	107a
Combined/Average			8	4' 17"					5	6' 55"					7	5' 00"					3	10' 00"					3	10' 00"							
<b>Saturday</b>	29-Nov-08	Saturday early morning					Saturday morning					Saturday afternoon					Saturday early evening					Saturday late evening													
76 Royal York Stn-Lake Shore	10.84	LF	2	15' 00"	30	0	21.7	LF	3	12' 00"	33	3	19.7	LF	3	12' 00"	33	3	19.7	LF	2	15' 00"	29	1	22.4	LF	2	15' 00"	28	2	23.2	602a	600a	101a	115a
76B Royal York Stn-Queensway and Grand Ave	6.44	LF	1	30' 00"	26	4	14.9	LF	1	24' 00"	24	0	16.1	LF	1	24' 00"	24	0	16.1	LF	1	30' 00"	24	6	16.1	LF	1	30' 00"	24	6	16.1	655a	647a	1255a	107a
Combined/Average			3	10' 00"					4	8' 00"					4	8' 00"					3	10' 00"					3	10' 00"							
<b>Sunday</b>	23-Nov-08	Sunday early morning					Sunday morning					Sunday afternoon					Sunday early evening					Sunday late evening													
76 Royal York Stn-Lake Shore	10.84	LF	2	15' 00"	30	0	21.7	LF	2	15' 00"	30	0	21.7	LF	2	15' 00"	30	0	21.7	LF	2	15' 00"	29	1	22.4	LF	2	15' 00"	28	2	23.2	817a	830a	101a	115a
76B Royal York Stn-Queensway and Grand Ave	6.44							LF	1	30' 00"	26	4	14.9	LF	1	30' 00"	26	4	14.9	LF	1	30' 00"	26	4	14.9	LF	1	30' 00"	26	4	14.9	856a	852a	1255a	107a
Combined/Average			2	15' 00"					3	10' 00"					3	10' 00"					3	10' 00"					3	10' 00"							



## SERVICE SUMMARY

May 9 to June 19, 2010

TORONTO TRANSIT COMMISSION

Route	RT dist (km) and date of last change	Monday-Friday morning peak period					Monday-Friday midday					Monday-Friday afternoon peak period					Monday-Friday early evening					Monday-Friday late evening					First dep NB or WB	First dep SB or EB	Last dep NB or WB	Last dep SB or EB					
		Veh type	No. of Veh	Service interval	Run time (min)	Term time (min)	Avg spd (km/h)	Veh type	No. of Veh	Service interval	Run time (min)	Term time (min)	Avg spd (km/h)	Veh type	No. of Veh	Service interval	Run time (min)	Term time (min)	Avg spd (km/h)	Veh type	No. of Veh	Service interval	Run time (min)	Term time (min)	Avg spd (km/h)	Veh type					No. of Veh	Service interval	Run time (min)	Term time (min)	Avg spd (km/h)
<b>71 RUNNYMEDE</b> Mtd																																			
<b>Monday to Friday</b> 04-Aug-09		Monday-Friday morning peak period					Monday-Friday midday					Monday-Friday afternoon peak period					Monday-Friday early evening					Monday-Friday late evening													
71 Runnymede Stn-St Clair	6.63	HF	1.5	20 ' 00 "	23	7	17.3	HF	0.8	30 ' 00 "	21	3	18.9	HF	1.4	22 ' 00 "	23	8	17.3	HF	1	22 ' 00 "	19	3	20.9	HF	1	20 ' 00 "	17	3	23.4	533a	545a	100a	115a
71B Runnymede Stn-Industry St	12.87	HF	2.5	20 ' 00 "	46	4	16.8	HF	1.8	30 ' 00 "	42	12	18.4	HF	2.4	22 ' 00 "	48	5	16.1	HF	2	22 ' 00 "	40	4	19.3	HF	2	20 ' 00 "	38	2	20.3	523a	541a	110a	1248a
Combined/Average			4	10 ' 00 "					2.6	15 ' 00 "					3.8	11 ' 00 "					3	11 ' 00 "					3	10 ' 00 "							
		Alternates trips with 77 SWANSEA					Alternates trips with 77 SWANSEA					Alternates trips with 77 SWANSEA					St Clair branch alternates trips with 77 SWANSEA					St Clair branch alternates trips with 77 SWANSEA													
<b>Saturday</b> 29-Nov-08																																			
		Saturday early morning					Saturday morning					Saturday afternoon					Saturday early evening					Saturday late evening													
71 Runnymede Stn-St Clair	6.63	HF	1	24 ' 00 "	17	7	23.4	HF	1.5	24 ' 00 "	30	6	13.3	HF	1.5	24 ' 00 "	30	6	13.3	HF	1	24 ' 00 "	19	5	20.9	HF	1	20 ' 00 "	17	3	23.4	553a	607a	100a	115a
71B Runnymede Stn-Industry St	12.87	HF	2	24 ' 00 "	40	8	19.3	HF	2.5	24 ' 00 "	46	14	16.8	HF	2.5	24 ' 00 "	46	14	16.8	HF	2	24 ' 00 "	40	8	19.3	HF	2	20 ' 00 "	38	2	20.3	606a	604a	110a	1248a
Combined/Average			3	12 ' 00 "					4	12 ' 00 "					4	12 ' 00 "					3	12 ' 00 "					3	10 ' 00 "							
<b>Sunday</b> 23-Nov-08																																			
		Sunday early morning					Sunday morning					Sunday afternoon					Sunday early evening					Sunday late evening													
71 Runnymede Stn-St Clair	6.63	HF	1	24 ' 00 "	20	4	19.9	HF	1	24 ' 00 "	20	4	19.9	HF	1	24 ' 00 "	22	2	18.1	HF	1	20 ' 00 "	19	1	20.9	HF	1	20 ' 00 "	17	3	23.4	819a	830a	100a	115a
71B Runnymede Stn-Industry St	12.87	HF	2	24 ' 00 "	40	8	19.3	HF	2	24 ' 00 "	40	8	19.3	HF	2	24 ' 00 "	44	4	17.6	HF	2	20 ' 00 "	40	0	19.3	HF	2	20 ' 00 "	38	2	20.3	832a	807a	110a	1248a
Combined/Average			3	12 ' 00 "					3	12 ' 00 "					3	12 ' 00 "					3	10 ' 00 "					3	10 ' 00 "							
<b>78 ST ANDREWS &amp;</b> Wil																																			
<b>Monday to Friday</b> 04-Jan-10		Monday-Friday morning peak period					Monday-Friday midday					Monday-Friday afternoon peak period					Monday-Friday early evening					Monday-Friday late evening													
78 York Mills Stn-Bayview	9.64	LF	3	10 ' 00 "	30	0	19.3	LF	1	30 ' 00 "	30	0	19.3	LF	2	15 ' 00 "	30	0	19.3	LF	1	30 ' 00 "	30	0	19.3	LF	1	30 ' 00 "	30	0	19.3	615a	630a	100a	1245a
<b>Saturday</b> 09-Jan-10																																			
		Saturday early morning					Saturday morning					Saturday afternoon					Saturday early evening					Saturday late evening													
78 York Mills Stn-Bayview	9.64	LF	1	30 ' 00 "	30	0	19.3	LF	1	30 ' 00 "	30	0	19.3	LF	1	30 ' 00 "	30	0	19.3	LF	1	30 ' 00 "	30	0	19.3	LF	1	30 ' 00 "	30	0	19.3	615a	630a	100a	1245a
<b>Sunday</b> 03-Jan-10																																			
		Sunday morning					Sunday afternoon					Sunday early evening					Sunday late evening																		
78 York Mills Stn-Bayview	9.64							LF	1	30 ' 00 "	30	0	19.3	LF	1	30 ' 00 "	30	0	19.3	LF	1	30 ' 00 "	30	0	19.3	LF	1	30 ' 00 "	30	0	19.3	845a	900a	1245a	100a
<b>512 ST CLAIR</b> Ron/Wil																																			
<b>Monday to Friday</b> 16-Feb-10		Due to construction between Lansdowne and Keele, streetcars will run between St Clair Stn and Lansdowne. Buses will run between Keele and Oakwood.																																	
		Monday-Friday morning peak period					Monday-Friday midday					Monday-Friday afternoon peak period					Monday-Friday early evening					Monday-Friday late evening													
512 St Clair Stn-Lansdowne	10.57	CLRV	18	2 ' 45 "	47	3	13.5	CLRV	10	4 ' 40 "	45	2	14.1	CLRV	14	4 ' 00 "	49	7	12.9	CLRV	8	5 ' 30 "	44	0	14.4	CLRV	5	8 ' 00 "	40	0	15.9	510a	505a	201a	150a
512 Keele-Oakwood	6.25	HF	8	4 ' 30 "	33	3	11.4	HF	8	4 ' 30 "	33	3	11.4	HF	8	4 ' 30 "	33	3	11.4	HF	6	5 ' 30 "	30	3	12.5	HF	4	8 ' 00 "	27	5	13.9	458a	500a	215a	202a
<b>Saturday</b> 20-Feb-10																																			
		Saturday early morning					Saturday morning					Saturday afternoon					Saturday early evening					Saturday late evening													
512 St Clair Stn-Lansdowne	10.57	CLRV	5	8 ' 00 "	40	0	15.9	CLRV	7	7 ' 00 "	44	5	14.4	CLRV	9	6 ' 00 "	47	7	13.5	CLRV	7	6 ' 15 "	42	2	15.1	CLRV	4	10 ' 00 "	40	0	15.9	510a	505a	201a	150a
512 Keele-Oakwood	6.25	HF	4	8 ' 00 "	30	2	12.5	HF	6	6 ' 15 "	33	4	11.3	HF	7	5 ' 10 "	33	4	11.5	HF	5	6 ' 15 "	30	1	12.5	HF	3	10 ' 00 "	27	3	13.9	458a	500a	213a	157a
<b>Sunday</b> 14-Feb-10																																			
		Sunday early morning					Sunday morning					Sunday afternoon					Sunday early evening					Sunday late evening													
512 St Clair Stn-Lansdowne	10.57	CLRV	4	9 ' 30 "	38	0	16.7	CLRV	6	8 ' 20 "	44	6	14.4	CLRV	7	7 ' 30 "	47	6	13.5	CLRV	5	8 ' 00 "	40	0	15.9	CLRV	4	10 ' 00 "	40	0	15.9	520a	501a	201a	150a
512 Keele-Oakwood	6.25	HF	3	9 ' 30 "	28	1	13.4	HF	5	7 ' 00 "	33	2	11.3	HF	6	6 ' 20 "	33	5	11.5	HF	4	8 ' 00 "	30	2	12.5	HF	3	10 ' 00 "	27	3	13.9	506a	454a	213a	157a
<b>312 ST CLAIR</b> Arw																																			
<b>Overnight, 7 days a week</b> 18-Feb-07		Monday-Friday overnight					Saturday overnight					Sunday overnight																							
312 St Clair Stn-Jane Stn	21.71	HF	2	30 ' 00 "	60	0	21.7	HF	2	30 ' 00 "	60	0	21.7	HF	2	30 ' 00 "	60	0	21.7																



# SERVICE SUMMARY

May 9 to June 19, 2010

TORONTO TRANSIT COMMISSION

Route	RT dist (km) and date of last change	Monday-Friday morning peak period					Monday-Friday midday					Monday-Friday afternoon peak period					Monday-Friday early evening					Monday-Friday late evening					First dep NB or WB	First dep SB or EB	Last dep NB or WB	Last dep SB or EB					
		Veh type	No. of Veh	Service interval	Run time (min)	Term time (min)	Avg spd (km/h)	Veh type	No. of Veh	Service interval	Run time (min)	Term time (min)	Avg spd (km/h)	Veh type	No. of Veh	Service interval	Run time (min)	Term time (min)	Avg spd (km/h)	Veh type	No. of Veh	Service interval	Run time (min)	Term time (min)	Avg spd (km/h)	Veh type					No. of Veh	Service interval	Run time (min)	Term time (min)	Avg spd (km/h)
<b>86 SCARBOROUGH &amp; ROCKET</b>	Egl																																		
<b>Monday to Friday</b>	10-May-10	Monday-Friday morning peak period					Monday-Friday midday					Monday-Friday afternoon peak period					Monday-Friday early evening					Monday-Friday late evening													
86 Kennedy Stn-Sheppard	27.99																																		
86A Kennedy Stn-Toronto Zoo	31.25	LF	5	15' 00"	75	0	25.0	LF	9	9' 00"	78	3	24.0	LF	6	13' 20"	79	1	23.7	LF	10	7' 30"	72	3	23.3	LF	5	14' 00"	66	4	25.4	454a	454a	201a	123a
86B Kennedy Stn-Highland Creek	21.84	LF	4	15' 00"	56	4	23.4																					617a	555a	831p	748p				
86D Kennedy Stn-Beechgrove via Lawrence	22.51	LF	4	15' 00"	60	0	22.5	LF	2	30' 00"	57	3	23.7	LF	5	13' 20"	63	4	21.4	LF	2	30' 00"	57	3	23.7	LF	2	30' 00"	57	3	23.7	625a	607a	910a	837a
86E Kennedy Stn-Sheppard Express	27.99	LF	12	5' 00"	60	0	28.0																					525a	603a	1244a	115a				
Combined/Average			25	2' 30"				11	6' 55"				18	3' 55"					12	6' 00"					7	9' 33"									
<b>Saturday</b>	15-May-10	Saturday early morning					Saturday morning					Saturday afternoon					Saturday early evening					Saturday late evening													
86 Kennedy Stn-Sheppard	27.99																																		
86A Kennedy Stn-Toronto Zoo	31.25	LF	8	10' 00"	74	6	25.3	LF	12	6' 30"	76	2	24.7	LF	12	6' 30"	76	2	24.7	LF	8	10' 00"	72	8	26.0	LF	4	17' 00"	65	3	25.8	510a	440a	138a	106a
86D Kennedy Stn-Beechgrove via Lawrence	22.51	LF	2	30' 00"	57	3	23.7	LF	2	30' 00"	57	3	23.7	LF	2	30' 00"	57	3	23.7	LF	2	30' 00"	57	3	23.7	LF	2	30' 00"	57	3	23.7	540a	612a	835p	753p
Combined/Average			10	7' 30"				14	5' 21"				14	5' 21"					10	7' 30"					6	10' 51"									
<b>Sunday</b>	09-May-10	Sunday early morning					Sunday morning					Sunday afternoon					Sunday early evening					Sunday late evening													
86 Kennedy Stn-Sheppard	27.99																																		
86A Kennedy Stn-Toronto Zoo	31.25	LF	8	9' 00"	70	2	26.8	LF	8	9' 00"	70	2	26.8	LF	8	9' 00"	70	2	26.8	LF	6	11' 00"	65	1	28.8	LF	4	17' 00"	65	3	25.8	550a	622a	138a	106a
86D Kennedy Stn-Beechgrove via Lawrence	22.51	LF	2	30' 00"	57	3	23.7	LF	2	30' 00"	57	3	23.7	LF	2	30' 00"	57	3	23.7	LF	2	30' 00"	57	3	23.7	LF	2	30' 00"	57	3	23.7	622a	623a	839p	802p
Combined/Average			10	6' 55"				10	6' 55"				10	6' 55"					8	8' 03"					6	10' 51"									

Overnight service on Eglinton Avenue and Kingston Road provided by 305 EGLINTON EAST

<b>190 SCARBOROUGH CENTRE ROCKET</b>	Mal																																		
<b>Monday to Friday</b>	04-Jan-10	Monday-Friday morning peak period					Monday-Friday midday					Monday-Friday afternoon peak period					Monday-Friday early evening					Monday-Friday late evening													
190 Don Mills Stn-Scarborough Centre Stn	17.36	LF	9	5' 30"	50	0	21.0	LF	4	11' 00"	44	0	23.7	LF	11	5' 30"	58	3	18.0	LF	3	15' 00"	45	0	23.1	LF	3	15' 00"	40	5	26.0	626a	634a	107a	100a
<b>Saturday</b>	03-Apr-10	Saturday early morning					Saturday morning					Saturday afternoon					Saturday early evening					Saturday late evening													
190 Don Mills Stn-Scarborough Centre Stn	17.36	LF	3	15' 00"	45	0	23.1	LF	3	15' 00"	45	0	23.1	LF	4	12' 00"	45	3	23.1	LF	3	15' 00"	40	5	26.0	LF	2	20' 00"	40	0	26.0	707a	700a	100a	100a
<b>Sunday</b>	03-Jan-10	Sunday morning					Sunday afternoon					Sunday early evening					Sunday late evening																		
190 Don Mills Stn-Scarborough Centre Stn	17.36																																		
<b>3 SCARBOROUGH RT</b>	DanSub																																		
<b>Monday to Friday</b>	08-Sep-09	Monday-Friday morning peak period					Monday-Friday midday					Monday-Friday afternoon peak period					Monday-Friday early evening					Monday-Friday late evening													
3 Kennedy Stn-McCowan Stn	12.81	4carS	6	3' 30"	21	0	36.6	4carS	4	5' 30"	22	0	34.9	4carS	6	3' 40"	22	0	34.9	4carS	4	5' 30"	22	0	34.9	4carS	4	5' 30"	22	0	34.9	545a	601a	120a	135a
<b>Saturday</b>	12-Sep-09	Saturday early morning					Saturday morning					Saturday afternoon					Saturday early evening					Saturday late evening													
3 Kennedy Stn-McCowan Stn	12.81	4carS	4	5' 30"	22	0	34.9	4carS	4	5' 30"	22	0	34.9	4carS	4	5' 30"	22	0	34.9	4carS	4	5' 30"	22	0	34.9	4carS	4	5' 30"	22	0	34.9	550a	605a	120a	135a
<b>Sunday</b>	06-Sep-09	Sunday morning					Sunday afternoon					Sunday early evening					Sunday late evening																		
3 Kennedy Stn-McCowan Stn	12.81	4carS	4	5' 30"	22	0	34.9	4carS	4	5' 30"	22	0	34.9	4carS	4	5' 30"	22	0	34.9	4carS	4	5' 30"	22	0	34.9	4carS	4	5' 30"	22	0	34.9	855a	907a	120a	135a
																												McCowan to Kennedy is WB;							
																												Kennedy to McCowan is EB							





## SERVICE SUMMARY

May 9 to June 19, 2010

TORONTO TRANSIT COMMISSION

Route	RT dist (km) and date of last change	No. of			Run	Term	Avg	No. of			Run	Term	Avg	No. of			Run	Term	Avg	No. of			Run	Term	Avg	First dep	First dep	Last dep	Last dep																
		Veh type	Veh	Service interval	time (min)	time (min)	spd (km/h)	Veh type	Veh	Service interval	time (min)	time (min)	spd (km/h)	Veh type	Veh	Service interval	time (min)	time (min)	spd (km/h)	Veh type	Veh	Service interval	time (min)	time (min)	spd (km/h)	NB or WB	SB or EB	NB or WB	SB or EB																
<b>79 SCARLETT RD &amp;</b>	MtD																																												
<b>Monday to Friday</b>	19-Oct-09	Monday-Friday morning peak period			Monday-Friday midday			Monday-Friday afternoon peak period			Monday-Friday early evening			Monday-Friday late evening																															
79 Runnymede Stn-Lawrence & Jane	18.81	LF	6.5	9' 00"	58	1	19.5	LF	4	15' 00"	60	0	18.8	LF	5.5	12' 00"	63	3	17.9	LF	5	12' 00"	54	6	20.9	LF	2	30' 00"	54	6	20.9	530a	505a	100a	100a										
79B Runnymede Stn-Lawrence & Jane via St Clair	18.82	LF	6.5	9' 00"	58	1	19.5						LF	5.5	12' 00"	63	3	17.9															545a	520a	852a	853a									
Combined/Average			13	4' 30"					4	15' 00"					11	6' 00"					5	12' 00"					2	30' 00"					300p	234p	724p	710p									
<b>Saturday</b>	03-Apr-10	Saturday early morning			Saturday morning			Saturday afternoon			Saturday early evening			Saturday late evening																															
79 Runnymede Stn-Lawrence & Jane	18.81	LF	2	25' 00"	50	0	22.6	LF	4	15' 00"	54	6	20.9	LF	4	15' 00"	54	6	20.9	LF	2	25' 00"	50	0	22.6	LF	2	30' 00"	50	10	22.6	540a	605a	100a	100a										
<b>Sunday</b>	23-Nov-08	Sunday morning			Sunday afternoon			Sunday early evening			Sunday late evening																																		
79 Runnymede Stn-Lawrence & Jane	18.81							LF	2	30' 00"	54	6	20.9	LF	3	20' 00"	54	6	20.9	LF	2	25' 00"	50	0	22.6	LF	2	30' 00"	50	10	22.6	800a	830a	100a	100a										
<b>775 SERVICE RELIEF BUSES - EGLINTON DIVISION</b>	Egl																																												
<b>Monday to Friday</b>	08-Sep-09	Monday-Friday afternoon peak period																																											
Service relief buses														LF	1	Don Mills Station																													
Service relief buses														LF	1	Eglinton Station																													
Service relief buses														LF	1	Kennedy Station																													
<b>777 SERVICE RELIEF BUSES - WILSON DIVISION</b>	Wil																																												
<b>Monday to Friday</b>	04-Aug-09	Monday-Friday afternoon peak period																																											
Service relief buses														HF	3	Downsview Stn																													



## SERVICE SUMMARY

May 9 to June 19, 2010

TORONTO TRANSIT COMMISSION

Route	RT dist (km) and date of last change	No. of					Run					Term					Avg					First dep NB or WB	First dep SB or EB	Last dep NB or WB	Last dep SB or EB											
		Veh type	Veh	Service interval	(min)	(min)	(km/h)	Veh type	Veh	Service interval	(min)	(min)	(km/h)	Veh type	Veh	Service interval	(min)	(min)	(km/h)	Veh type	Veh					Service interval	(min)	(min)	(km/h)							
<b>85 SHEPPARD EAST &amp; Mal</b>	<i>Italicised branch names are for internal use only.</i>																																			
<b>Monday to Friday</b>	29-Mar-10	Monday-Friday morning peak period					Monday-Friday midday					Monday-Friday afternoon peak period					Monday-Friday early evening					Monday-Friday late evening														
85 Sheppard-Yonge Stn-Meadvale	41.86																																			
85 To Sheppard-Yonge Stn																											LF	4	30 ' 00 "	105	15	23.9	1022p	1042p	123a	213a
85 To Meadowvale																																				
85A Don Mills Stn-Rouge Hill GO Stn	40.26	LF	14.5	8 ' 00 "	114	2	21.2	LF	1	22 ' 00 "	105	0	23.1	LF	14	9 ' 00 "	124	2	19.5	LF	9	12 ' 00 "	100	8	24.2	LF	3	30 ' 00 "	90	0	26.8	545a	615a	129a	214a	
85A To Don Mills Stn																																				
85A To Rouge Hill GO Stn																																				
85C Don Mills Stn-Meadowvale	29.82	LF	11.5	8 ' 00 "	87	5	20.6	LF	15	5 ' 30 "	82	0	21.8	LF	11	9 ' 00 "	99	0	18.1	LF	7	12 ' 00 "	82	2	21.8					520a	557a	1037p	1046p			
85A To Don Mills Stn																																				
85 To Meadowvale																																				
Combined/Average			26	4 ' 00 "					16	5 ' 30 "					25	4 ' 30 "					16	6 ' 00 "					7	15 ' 00 "								
85J Shep-Yonge Stn-Don Mills Stn	11.54	LF	3	15 ' 00 "	40	5	17.3	LF	2	20 ' 00 "	35	5	19.8	LF	3	15 ' 00 "	45	0	15.4	LF	2	20 ' 00 "	35	5	19.8					625a	605a	1020p	1022p			
85 To Sheppard-Yonge Stn																																				
85A To Don Mills Stn																																				
Every 4th 85C operates as a 85A																																				
<b>Saturday</b>	15-May-10	Saturday early morning					Saturday morning					Saturday afternoon					Saturday early evening					Saturday late evening														
85 Sheppard-Yonge Stn-Meadvale	41.86																																			
85 To Sheppard-Yonge Stn																																				
85 To Meadowvale																																				
85A Don Mills Stn-Rouge Hill GO Stn	40.26																																			
85A To Don Mills Stn																																				
85A To Rouge Hill GO Stn																																				
85C Don Mills Stn-Meadvale	29.82																																			
85A To Don Mills Stn																																				
85 To Meadowvale																																				
85D Don Mills Stn-Rouge Hill GO Stn via Toronto Zoo	47.15	LF	1	30 ' 00 "	112	8	25.3	LF	1	20 ' 00 "	110	3	25.7	LF	1	20 ' 00 "	108	0	26.3								629a	605a	822p	743p						
85A To Don Mills Stn via Toronto Zoo																																				
85A To Rouge Hill GO Stn via Toronto Zoo																																				
85F Don Mills Stn-Toronto Zoo	33.02	LF	12	7 ' 30 "	87	3	22.8	LF	18	5 ' 00 "	87	3	22.8	LF	22	4 ' 00 "	87	1	22.8								657a	638a	836p	750p						
85A To Don Mills Stn																																				
85B To Toronto Zoo																																				
Combined/Average			13	7 ' 30 "					19	5 ' 00 "					23	4 ' 00 "					16	7 ' 30 "					7	15 ' 00 "								
85J Shep-Yonge Stn-Don Mills Stn	11.54	LF	2	20 ' 00 "	35	5	19.8	LF	2	20 ' 00 "	40	0	17.3	LF	2	20 ' 00 "	40	0	17.3								720a	700a	740P	740P						
85 To Sheppard-Yonge Stn																																				
85A To Don Mills Stn																																				
Every 4th 85F operates as a 85D																																				
Every 4th 85F operates as a 85D																																				
Every 5th 85F operates as a 85D																																				



# SERVICE SUMMARY

May 9 to June 19, 2010

TORONTO TRANSIT COMMISSION

Route	RT dist (km) and date of last change	No. of				Run time (min)	Term time (min)	Avg spd (km/h)	No. of				Run time (min)	Term time (min)	Avg spd (km/h)	No. of				Run time (min)	Term time (min)	Avg spd (km/h)	First dep NB or WB	First dep SB or EB	Last dep NB or WB	Last dep SB or EB														
		Veh type	Veh	Service interval					Veh type	Veh	Service interval					Veh type	Veh	Service interval									Veh type	Veh	Service interval											
<b>Sunday</b>	09-May-10	<b>Sunday early morning</b>							<b>Sunday morning</b>							<b>Sunday afternoon</b>							<b>Sunday early evening</b>							<b>Sunday late evening</b>										
<i>85 Sheppard-Yonge Stn-Meadvale</i>																																								
85 To Sheppard-Yonge Stn	41.86															LF 4 30' 00" 110 10 22.8														853p	748p	953p	918p							
85 To Meadowvale																																								
<i>85A Don Mills Stn-Rouge Hill GO Stn</i>																																								
85A To Don Mills Stn	40.26															LF 3 30' 00" 90 0 26.8														833p	818p	933p	1018p							
85A To Rouge Hill GO Stn																																								
<i>85G Sheppard Stn-Rouge Hill GO Stn</i>																																								
85G To Sheppard Stn	40.26																						LF 6 20' 00" 120 0 20.1														1013p	948p	133a	213a
85G To Rouge Hill GO Stn																																								
<i>85B Sheppard-Yonge Stn-Trnto Zoo</i>																																								
85 To Sheppard-Yonge Stn	45.06	LF	5	20' 00"	100	0	27.0																													615a	525a	755a	805a	
85B To Toronto Zoo																																								
<i>85D Don Mills Stn-Rouge Hill GO Stn via Toronto Zoo</i>																																								
85A To Don Mills Stn via Toronto Zoo	47.15							LF	1	26' 40"	102	5	27.7	LF	1	23' 45"	108	2	26.2															821a	845a	813p	743p			
85A To Rouge Hill GO Stn via Trnto Zoo																																								
<i>85F Don Mills Stn-Toronto Zoo</i>																																								
85A To Don Mills Stn	33.02							LF	12	6' 40"	78	2	25.4	LF	18	4' 45"	84	2	23.6															819a	832a	830p	748p			
85B To Toronto Zoo																																								
<b>Combined/Average</b>		<b>5 20' 00"</b>							<b>13 6' 40"</b>							<b>19 4' 45"</b>							<b>7 15' 00"</b>							<b>6 20' 00"</b>										
<i>85J Shep-Yonge Stn-Don Mills Stn</i>																																								
85 To Sheppard-Yonge Stn	11.54							LF	2	20' 00"	35	5	19.8	LF	2	20' 00"	35	5	19.8															847a	825a	708p	645p			
85A To Don Mills Stn																																								
									Every 4th 85F operates as a 85D							Every 5th 85F operates as a 85D																								
<b>385 SHEPPARD EAST &amp;</b>	Mal																																							
<b>Overnight, 7 days a week</b>	23-Nov-08	<b>Monday-Friday overnight</b>							<b>Saturday overnight</b>							<b>Sunday overnight</b>																								
385 Sheppard-Yonge Stn-Meadowvale	43.61	LF	3	30' 00"	90	0	29.1	LF	3	30' 00"	90	0	29.1	LF	3	30' 00"	90	0	29.1																					
<b>4 SHEPPARD SUBWAY &amp;</b>	WilSub																																							
<b>Monday to Friday</b>	25-Nov-02	<b>Monday-Friday morning peak period</b>							<b>Monday-Friday midday</b>							<b>Monday-Friday afternoon peak period</b>							<b>Monday-Friday early evening</b>							<b>Monday-Friday late evening</b>										
4 Sheppard-Yonge Stn-Don Mills Stn	10.94	4carT	4	5' 30"	22	0	29.8	4carT	4	5' 30"	22	0	29.8	4carT	4	5' 30"	22	0	29.8	4carT	4	5' 30"	22	0	29.8	4carT	4	5' 30"	22	0	29.8	531a	542a	225a	214a					
<b>Saturday</b>	30-Nov-02	<b>Saturday early morning</b>							<b>Saturday morning</b>							<b>Saturday afternoon</b>							<b>Saturday early evening</b>							<b>Saturday late evening</b>										
4 Sheppard-Yonge Stn-Don Mills Stn	10.94	4carT	4	5' 30"	22	0	29.8	4carT	4	5' 30"	22	0	29.8	4carT	4	5' 30"	22	0	29.8	4carT	4	5' 30"	22	0	29.8	4carT	4	5' 30"	22	0	29.8	547a	558a	225a	214a					
<b>Sunday</b>	24-Nov-02	<b>Sunday morning</b>							<b>Sunday afternoon</b>							<b>Sunday early evening</b>							<b>Sunday late evening</b>																	
4 Sheppard-Yonge Stn-Don Mills Stn	10.94	4carT	4	5' 30"	22	0	29.8	4carT	4	5' 30"	22	0	29.8	4carT	4	5' 30"	22	0	29.8	4carT	4	5' 30"	22	0	29.8	4carT	4	5' 30"	22	0	29.8	849a	900a	225a	214a					



## SERVICE SUMMARY

May 9 to June 19, 2010

TORONTO TRANSIT COMMISSION

Route	RT dist (km) and date of last change	Monday-Friday morning peak period					Monday-Friday midday					Monday-Friday afternoon peak period					Monday-Friday early evening					Monday-Friday late evening					First dep NB or WB	First dep SB or EB	Last dep NB or WB	Last dep SB or EB						
		Veh type	No. of Veh	Service interval	Run time (min)	Term time (min)	Avg spd (km/h)	Veh type	No. of Veh	Service interval	Run time (min)	Term time (min)	Avg spd (km/h)	Veh type	No. of Veh	Service interval	Run time (min)	Term time (min)	Avg spd (km/h)	Veh type	No. of Veh	Service interval	Run time (min)	Term time (min)	Avg spd (km/h)	Veh type					No. of Veh	Service interval	Run time (min)	Term time (min)	Avg spd (km/h)	
<b>84 SHEPPARD WEST &amp;</b>	Arw																																			
<b>Monday to Friday</b>	08-Sep-09																																			
84 Sheppard-Yonge Stn-Weston Rd	24.91	LF	7	11 ' 00 "	74	3	20.2	LF	9	8 ' 30 "	74	2	20.2	LF	6	14 ' 00 "	74	10	20.2	LF	5	15 ' 00 "	70	5	21.4	LF	4	15 ' 00 "	60	0	24.9	515a	528a	145a	145a	
84A Sheppard-Yonge Stn-Steeles via Arrow Rd	33.67	LF	4.5	22 ' 00 "	93	6	21.7							LF	3.5	28 ' 00 "	93	5	21.7													550a	622a	825a	827a	
84D Sheppard-Yonge Stn-Steeles via Oakdale	33.67	LF	4.5	22 ' 00 "	96	3	21.0							LF	3.5	28 ' 00 "	97	1	20.8													601a	628a	836a	901a	
Combined/Average			16	5 ' 30 "					9	8 ' 30 "					13	7 ' 00 "					5	15 ' 00 "					4	15 ' 00 "				242p	304p	530p	552p	
																															256p	247p	516p	603p		
<b>Saturday</b>	05-Aug-06																																			
84 Sheppard-Yonge Stn-Weston Rd	24.91	LF	5	13 ' 00 "	58	7	25.8	LF	5	13 ' 00 "	61	4	24.5	LF	6	12 ' 00 "	70	2	21.4	LF	4	16 ' 00 "	61	3	24.5	LF	3	22 ' 00 "	61	5	24.5	520a	545a	145a	145a	
<b>Sunday</b>	06-Sep-06																																			
84 Sheppard-Yonge Stn-Weston Rd	24.91	LF	4	16 ' 00 "	58	6	25.8	LF	5	13 ' 00 "	61	4	24.5	LF	5	13 ' 00 "	61	4	24.5	LF	3	22 ' 00 "	60	6	24.9	LF	3	22 ' 00 "	60	6	24.9	750a	800a	145a	150a	
<b>75 SHERBOURNE &amp;</b>	Wil																																			
<b>Monday to Friday</b>	08-Sep-09																																			
75 South Drive-Queens Quay	8.59	LF	4	11 ' 00 "	44	0	11.7	LF	3	15 ' 00 "	45	0	11.5	LF	5	10 ' 00 "	48	2	10.7	LF	2	20 ' 00 "	40	0	12.9							530a	515a	930p	1002p	
75A South Drive & Summerhill-Queens Quay	10.51																									LF	1.3	30 ' 00 "	39	0	16.2	950p	1028p	1250a	1228a	
<b>Saturday</b>	29-Nov-08																																			
75 South Drive-Queens Quay	8.59	LF	2	15 ' 00 "	30	0	17.2	LF	2	20 ' 00 "	40	0	12.9	LF	2	20 ' 00 "	40	0	12.9														535a	520a	650p	710p
75A South Drive & Summerhill-Queens Quay	10.51																				LF	1.3	30 ' 00 "	36	3	17.5	LF	1.3	30 ' 00 "	39	0	16.2	650p	728p	1250a	1220a
<b>Sunday</b>	23-Nov-08																																			
75A South Drive & Summerhill-Queens Quay	10.51								LF	1.3	30 ' 00 "	36	3	17.5	LF	1.3	30 ' 00 "	36	3	17.5	LF	1.3	30 ' 00 "	36	3	17.5	LF	1.3	30 ' 00 "	39	0	16.2	850a	832a	1250a	1228a



## SERVICE SUMMARY

May 9 to June 19, 2010

TORONTO TRANSIT COMMISSION

Route	RT dist (km) and date of last change	No. of Veh type	Service interval	Run time (min)	Term time (min)	Avg spd (km/h)	No. of Veh type	Service interval	Run time (min)	Term time (min)	Avg spd (km/h)	No. of Veh type	Service interval	Run time (min)	Term time (min)	Avg spd (km/h)	No. of Veh type	Service interval	Run time (min)	Term time (min)	Avg spd (km/h)	First dep NB or WB	First dep SB or EB	Last dep NB or WB	Last dep SB or EB						
<b>123 SHORNCLIFFE &amp;</b>	Qsy																														
<b>Monday to Friday</b>	16-Feb-10		Monday-Friday morning peak period					Monday-Friday midday					Monday-Friday afternoon peak period					Monday-Friday early evening													
123 Kipling Stn-Long Branch via East Mall	18.49	LF	3.5 15 ' 00 "	49	4	22.6	LF	3 18 ' 00 "	48	6	23.1	LF	3 18 ' 00 "	54	0	20.5	LF	2 25 ' 00 "	46	4	24.1	LF	1.5 30 ' 00 "	41	4	27.1	552a	608a	114a	135a	
123A Kipling Stn-Sherway via North Queen	11.41	LF	2.5 15 ' 00 "	27	11	25.4						LF	2 18 ' 00 "	32	4	21.4															
123C Kipling Stn-Long Branch via North Queen	18.61						LF	3 18 ' 00 "	48	6	23.3							LF	2 25 ' 00 "	46	4	24.3	LF	1.5 30 ' 00 "	41	4	27.2	905a	857a	248p	221p
Combined/Average			6 7 ' 30 "					6 9 ' 00 "					5 9 ' 00 "					4 12 ' 30 "					3 15 ' 00 "								
<b>Saturday</b>	20-Feb-10		Saturday early morning					Saturday morning					Saturday afternoon					Saturday early evening					Saturday late evening								
123 Kipling Stn-Long Branch via East Mall	18.49	LF	1.5 30 ' 00 "	40	5	27.7	LF	30 ' 00 "	48	5	23.1	LF	2.5 20 ' 00 "	48	2	23.1	LF	1.5 30 ' 00 "	42	3	26.4	LF	1.5 30 ' 00 "	36	9	30.8	540a	600a	104a	110a	
123C Kipling Stn-Long Branch via North Queen	18.61	LF	1.5 30 ' 00 "	40	5	27.9	LF	30 ' 00 "	48	5	23.3	LF	2.5 20 ' 00 "	48	2	23.3	LF	1.5 30 ' 00 "	42	3	26.6	LF	1.5 30 ' 00 "	36	9	31.0	625a	621a	1249a	1255a	
Combined/Average			3 15 ' 00 "					3.5 15 ' 00 "					5 10 ' 00 "					3 15 ' 00 "					3 15 ' 00 "								
								Alternates trips with 111 EAST MALL																							
<b>Sunday</b>	14-Feb-10							Sunday morning					Sunday afternoon					Sunday early evening					Sunday late evening								
123 Kipling Stn-Long Branch via East Mall	18.49						LF	2 24 ' 00 "	48	0	23.1	LF	2.5 20 ' 00 "	48	2	23.1	LF	1.5 30 ' 00 "	42	3	26.4	LF	1.5 30 ' 00 "	36	9	30.8	900a	924a	101a	110a	
123C Kipling Stn-Long Branch via North Queen	18.61						LF	2 24 ' 00 "	48	0	23.3	LF	2.5 20 ' 00 "	48	2	23.3	LF	1.5 30 ' 00 "	42	3	26.6	LF	1.5 30 ' 00 "	36	9	31.0	848a	912a	1246a	1255a	
Combined/Average								4 12 ' 00 "					5 10 ' 00 "					3 15 ' 00 "					3 15 ' 00 "								
<b>115 SILVER HILLS &amp;</b>	Wil																														
<b>Monday to Friday</b>	04-Jan-10		Monday-Friday morning peak period					Monday-Friday midday					Monday-Friday afternoon peak period					Monday-Friday early evening					Monday-Friday late evening								
115 York Mills Stn-Leslie	12.83	LF	2 20 ' 00 "	40	0	19.2	LF	2 20 ' 00 "	40	0	19.2	LF	2 20 ' 00 "	40	0	19.2	LF	1.5 30 ' 00 "	35	3	22.0	LF	1.5 30 ' 00 "	35	3	22.0	639a	620a	117a	100a	
																		Alternates trips with 122 GRAYDON HALL				Alternates trips with 122 GRAYDON HALL									
<b>Saturday</b>	09-Jan-10		Saturday early morning					Saturday morning					Saturday afternoon					Saturday early evening					Saturday late evening								
115 York Mills Stn-Leslie	12.83	LF	1.5 30 ' 00 "	35	2	22.0	LF	1.5 30 ' 00 "	35	3	22.0	LF	1.5 30 ' 00 "	35	3	22.0	LF	1.5 30 ' 00 "	35	3	22.0	LF	1.5 30 ' 00 "	35	3	22.0	627a	610a	127a	110a	
			Alternates trips with 122 GRAYDON HALL					Alternates trips with 122 GRAYDON HALL					Alternates trips with 122 GRAYDON HALL					Alternates trips with 122 GRAYDON HALL				Alternates trips with 122 GRAYDON HALL									
<b>Sunday</b>	03-Jan-10							Sunday morning					Sunday afternoon					Sunday early evening					Sunday late evening								
115 York Mills Stn-Leslie	12.83						LF	1.5 30 ' 00 "	35	3	22.0	LF	1.5 30 ' 00 "	35	3	22.0	LF	1.5 30 ' 00 "	35	3	22.0	LF	1.5 30 ' 00 "	35	3	22.0	857a	840a	127a	110a	
								Alternates trips with 122 GRAYDON HALL					Alternates trips with 122 GRAYDON HALL					Alternates trips with 122 GRAYDON HALL				Alternates trips with 122 GRAYDON HALL									
<b>403 SOUTH DON MILLS COMMUNITY BUS &amp;</b>	W-T																														
<b>Monday to Friday</b>	2-Sep-97							Monday-Friday midday					Monday-Friday afternoon peak period																		
403 Don Mills Centre-East York Centre		CB	1 60 ' 00 "	60	0		CB	1 60 ' 00 "	60	0		CB	1 60 ' 00 "	60	0												1030a	1000a	430p	500p	



## SERVICE SUMMARY

May 9 to June 19, 2010

TORONTO TRANSIT COMMISSION

Route	RT dist (km) and date of last change	No. of Veh	Service interval	Run time (min)	Term time (min)	Avg spd (km/h)	No. of Veh	Service interval	Run time (min)	Term time (min)	Avg spd (km/h)	No. of Veh	Service interval	Run time (min)	Term time (min)	Avg spd (km/h)	No. of Veh	Service interval	Run time (min)	Term time (min)	Avg spd (km/h)	No. of Veh	Service interval	Run time (min)	Term time (min)	Avg spd (km/h)	First dep NB or WB	First dep SB or EB	Last dep NB or WB	Last dep SB or EB					
<b>88 SOUTH LEASIDE &amp; Monday to Friday</b>	Wil 08-Sep-09	Monday-Friday morning peak period						Monday-Friday midday					Monday-Friday afternoon peak period					Monday-Friday early evening					Monday-Friday late evening												
88 St Clair Stn-Thorncliffe via Wicksteed	13.07	LF	4	12 ' 00 "	48	0	16.3	LF	1.5	30 ' 00 "	40	5	19.6	LF	3.5	15 ' 00 "	48	5	16.3	LF	1.5	30 ' 00 "	40	5	19.6	LF	1	40 ' 00 "	40	0	19.6	550a	610a	1240a	100a
88A St Clair Stn-Thorncliffe via Overlea	13.30	LF	4	12 ' 00 "	48	0	16.6	LF	1.5	30 ' 00 "	40	5	20.0	LF	3.5	15 ' 00 "	48	5	16.6	LF	1.5	30 ' 00 "	40	5	20.0	LF	1	40 ' 00 "	40	0	20.0	620a	630a	1220a	1240a
Combined/Average			8	6 ' 00 "					3	15 ' 00 "					7	7 ' 30 "					3	15 ' 00 "					2	20 ' 00 "							
<b>Saturday</b>	29-Nov-08	Saturday early morning						Saturday morning					Saturday afternoon					Saturday early evening					Saturday late evening												
88 St Clair Stn-Thorncliffe via Wicksteed	13.07	LF	1	40 ' 00 "	40	0	19.6	LF	1	40 ' 00 "	40	0	19.6	LF	1	40 ' 00 "	40	0	19.6	LF	1	40 ' 00 "	40	0	19.6	LF	1	40 ' 00 "	40	0	19.6	608a	630a	1248a	110a
88A St Clair Stn-Thorncliffe via Overlea	13.30	LF	1	40 ' 00 "	40	0	20.0	LF	1	40 ' 00 "	40	0	20.0	LF	1	40 ' 00 "	40	0	20.0	LF	1	40 ' 00 "	40	0	20.0	LF	1	40 ' 00 "	40	0	20.0	632a	610a	1232a	1250a
Combined/Average			2	20 ' 00 "					2	20 ' 00 "					2	20 ' 00 "					2	20 ' 00 "					2	20 ' 00 "							
<b>Sunday</b>	23-Nov-08	Sunday early morning						Sunday morning					Sunday afternoon					Sunday early evening					Sunday late evening												
88 St Clair Stn-Thorncliffe via Wicksteed	13.07							LF	1	40 ' 00 "	40	0	19.6	LF	1	40 ' 00 "	40	0	19.6	LF	1	40 ' 00 "	40	0	19.6	LF	1	40 ' 00 "	40	0	19.6	928a	910a	1248a	110a
88A St Clair Stn-Thorncliffe via Overlea	13.30							LF	1	40 ' 00 "	40	0	20.0	LF	1	40 ' 00 "	40	0	20.0	LF	1	40 ' 00 "	40	0	20.0	LF	1	40 ' 00 "	40	0	20.0	952a	930a	1232a	1250a
Combined/Average									2	20 ' 00 "					2	20 ' 00 "					2	20 ' 00 "					2	20 ' 00 "							
<b>510 SPADINA Monday to Friday</b>	Rus 08-Sep-09	Monday-Friday morning peak period						Monday-Friday midday					Monday-Friday afternoon peak period					Monday-Friday early evening					Monday-Friday late evening												
510 Spadina Stn-Queens Quay	8.06	Operates earlier trips to Queens Quay and Spadina																										515a	500a	616a	600a				
510 Spadina Stn-Union Stn	12.33	CLRV	7	7 ' 30 "	50	2	14.8	CLRV	9	5 ' 40 "	51	0	14.5	CLRV	9	6 ' 00 "	54	0	13.7	CLRV	9	6 ' 00 "	54	0	13.7	CLRV	8	6 ' 00 "	45	3	16.4	145a	130a	230a	215a
510 Spadina Stn-King	6.31	CLRV	8	3 ' 45 "	28	2	13.5	CLRV	12	2 ' 50 "	28	6	13.5	CLRV	12	3 ' 00 "	31	5	12.2	CLRV	12	3 ' 00 "	31	5	12.2							748a	732a	845a	904p
Combined/Average			15	2 ' 30 "					21	1 ' 53 "					21	2 ' 00 "					21	2 ' 00 "					8	6 ' 00 "							
		Every 3rd car operates to Union Stn						Every 3rd car operates to Union Stn					Every 3rd car operates to Union Stn					Every 3rd car operates to Union Stn																	
<b>Saturday</b>	15-May-10	Saturday early morning						Saturday morning					Saturday afternoon					Saturday early evening					Saturday late evening												
510 Spadina Stn-Queens Quay	8.06	Operates earlier trips to Queens Quay and Spadina																										515a	500a	600a	530a				
510 Spadina Stn-Union Stn	12.33	CLRV	7	6 ' 17 "	44	0	16.8	CLRV	12	5 ' 00 "	60	0	12.3	CLRV	10	6 ' 00 "	60	0	12.3	CLRV	10	6 ' 00 "	60	0	12.3	CLRV	8	6 ' 00 "	44	4	16.8	923a	903a	901p	840p
Combined/Average			7	6 ' 17 "					20	2 ' 30 "					24	2 ' 00 "					24	2 ' 00 "					8	6 ' 00 "				145a	130a	230a	215a
		Every 3rd car operates to Union Stn						Every 3rd car operates to Union Stn					Every 3rd car operates to Union Stn					Every 3rd car operates to Union Stn																	
<b>Sunday</b>	09-May-10	Sunday early morning						Sunday morning					Sunday afternoon					Sunday early evening					Sunday late evening												
510 Spadina Stn-Queens Quay	8.06	Operates earlier trips to Queens Quay and Spadina																										515a	500a	600a	530a				
510 Spadina Stn-Union Stn	12.33	CLRV	3	15 ' 00 "	44	1	16.8	CLRV	9	6 ' 40 "	60	0	12.3	CLRV	9	6 ' 40 "	60	0	12.3	CLRV	9	6 ' 00 "	54	0	13.7	CLRV	8	6 ' 00 "	44	4	16.8	917a	857a	902p	839p
Combined/Average			3	15 ' 00 "					21	2 ' 13 "					21	2 ' 13 "					16	3 ' 00 "					8	6 ' 00 "				610a	545a	145a	120a
		Every 3rd car operates to Union Stn						Every 3rd car operates to Union Stn					Every 3rd car operates to Union Stn					Every 3rd car operates to Union Stn																	

Union Stn-Spadina Stn is NB  
Spadina Stn-Union Stn is SB



**SERVICE SUMMARY**

May 9 to June 19, 2010

**TORONTO TRANSIT COMMISSION**

Route	RT dist (km) and date of last change			No. of Veh Service interval			Run time (min) Term time (min) Avg spd (km/h)			No. of Veh Service interval			Run time (min) Term time (min) Avg spd (km/h)			No. of Veh Service interval			Run time (min) Term time (min) Avg spd (km/h)			No. of Veh Service interval			Run time (min) Term time (min) Avg spd (km/h)			First dep NB or WB	First dep SB or EB	Last dep NB or WB	Last dep SB or EB					
	Veh type	Veh	Service interval	(min)	(min)	(km/h)	Veh type	Veh	Service interval	(min)	(min)	(km/h)	Veh type	Veh	Service interval	(min)	(min)	(km/h)	Veh type	Veh	Service interval	(min)	(min)	(km/h)	Veh type	Veh	Service interval	(min)	(min)	(km/h)						
<b>754 STANDBY BUSES - ARROW RD DIVISION</b>	Arw																																			
<b>Monday to Friday</b>		22-Jun-09																																		
Standby buses																																				
<b>756 STANDBY BUSES - BIRCHMOUNT DIVISION</b>	Bir																																			
<b>Monday to Friday</b>		27-Nov-06																																		
Standby buses																																				
<b>750 STANDBY BUSES - DOWNTOWN GAP BUSES</b>	Egl																																			
<b>Monday to Friday</b>		04-Jan-10																																		
Standby buses																																				
Standby buses																																				
Standby buses																																				
<b>760 STANDBY BUSES - EGLINTON DIVISION</b>	Egl																																			
<b>Monday to Friday</b>		10-May-10																																		
Standby buses																																				
<b>757 STANDBY BUSES - MALVERN DIVISION</b>	Mal																																			
<b>Monday to Friday</b>		23-Nov-09																																		
Standby buses																																				
<b>752 STANDBY BUSES - QUEENSWAY DIVISION</b>	Qsy																																			
<b>Monday to Friday</b>		08-Sep-09																																		
Standby buses																																				
<b>751 STANDBY BUSES - WILSON DIVISION</b>	Wil																																			
<b>Monday to Friday</b>		05-Sep-06																																		
Standby buses																																				
<b>535 STANDBY CARS</b>	Ron/Rus																																			
<b>Monday to Friday</b>		10-May-10																																		
Standby cars																																				



# SERVICE SUMMARY

May 9 to June 19, 2010

TORONTO TRANSIT COMMISSION

Route	RT dist (km) and date of last change	No. of Veh	Service interval	Run time (min)	Term time (min)	Avg spd (km/h)	No. of Veh	Service interval	Run time (min)	Term time (min)	Avg spd (km/h)	No. of Veh	Service interval	Run time (min)	Term time (min)	Avg spd (km/h)	No. of Veh	Service interval	Run time (min)	Term time (min)	Avg spd (km/h)	No. of Veh	Service interval	Run time (min)	Term time (min)	Avg spd (km/h)	First dep NB or WB	First dep SB or EB	Last dep NB or WB	Last dep SB or EB					
<b>53 STEELES EAST &amp;</b>	Mal																																		
<b>Monday to Friday</b>	29-Mar-10	Monday-Friday morning peak period						Monday-Friday midday						Monday-Friday afternoon peak period						Monday-Friday early evening						Monday-Friday late evening									
53 Finch Stn-Pharmacy	19.28	Lift	5	12 ' 00 "	60	0	19.3					Lift	7	9 ' 30 "	61	6	19.0										537a	515a	900a	830a					
53A Finch Stn-Staines	37.31							Lift	8	13 ' 00 "	98	6	22.8										Lift	10	9 ' 00 "	90	0	24.9	308p	304p	627p	555p			
53B Finch Stn-Markham Rd	33.36	Lift	8	12 ' 00 "	96	0	20.9	Lift	7	13 ' 00 "	90	1	22.2	Lift	11	9 ' 30 "	104	1	19.2	Lift	9	10 ' 00 "	90	0	22.2	911a	906a	300p	254p						
53E Finch Stn-Markham Rd Express	33.36	Lift	10	9 ' 00 "	90	0	22.2							Lift	10	9 ' 30 "	95	0	21.1							1005p	1005p	133a	1255a						
53F Finch Stn-Staines Express	37.31	Lift	11	9 ' 00 "	98	1	22.8					Lift	11	9 ' 30 "	105	0	21.4	Lift	9	10 ' 00 "	90	0	24.9	430a	600a	1035p	950p								
Combined/Average			34	2 ' 34 "				15	6 ' 30 "			39	2 ' 23 "					18	5 ' 00 "			10	9 ' 00 "			618a	700a	824a	900a						
			53 operates SB via Pharmacy										53 operates SB via Victoria Park														251p	300p	620p	657p					
			53D trips operate in service SB, no service NB																							525a	616a	901a	858a						
																										312p	307p	955p	950p						
<b>Saturday</b>	29-Nov-08	Saturday early morning						Saturday morning						Saturday afternoon						Saturday early evening						Saturday late evening									
53A Finch Stn-Staines	37.31	Lift	7	12 ' 30 "	86	2	26.0	Lift	5	20 ' 00 "	98	2	22.8	Lift	8.5	12 ' 00 "	98	4	22.8	Lift	6	16 ' 00 "	96	0	23.3	Lift	4	20 ' 00 "	80	0	28.0	559a	605a	135a	1255a
53B Finch Stn-Markham Rd	33.36							Lift	5	20 ' 00 "	90	10	22.2	Lift	7.5	12 ' 00 "	90	0	22.2									915a	900a	657p	700p				
Combined/Average			7	12 ' 30 "				10	10 ' 00 "			16	6 ' 00 "					6	16 ' 00 "			4	20 ' 00 "												
<b>Sunday</b>	23-Nov-08	Sunday early morning						Sunday morning						Sunday afternoon						Sunday early evening						Sunday late evening									
53A Finch Stn-Staines	37.31	Lift	5	22 ' 00 "	94	16	23.8	Lift	5	22 ' 00 "	94	16	23.8	Lift	7.5	14 ' 00 "	98	7	22.8	Lift	6	16 ' 00 "	96	0	23.3	Lift	4	20 ' 00 "	80	0	28.0	647a	712a	145a	1245a
53B Finch Stn-Markham Rd	33.36	Lift	4	22 ' 00 "	86	2	23.3	Lift	4	22 ' 00 "	86	2	23.3	Lift	6.5	14 ' 00 "	90	1	22.2									702a	723a	641p	651p				
Combined/Average			9	11 ' 00 "				9	11 ' 00 "			14	7 ' 00 "					6	16 ' 00 "																
<b>353 STEELES EAST &amp;</b>	Mal																																		
<b>Overnight, 7 days a week</b>	04-Sep-05	Monday-Friday overnight						Saturday overnight						Sunday overnight																					
353 Yonge-Middlefield	30.34	Lift	2	30 ' 00 "	48	12	37.9	Lift	2	30 ' 00 "	48	12	37.9	Lift	2	30 ' 00 "	48	12	37.9																
<b>60 STEELES WEST &amp;</b>	Arw																																		
<b>Monday to Friday</b>	10-May-10	Monday-Friday morning peak period						Monday-Friday midday						Monday-Friday afternoon peak period						Monday-Friday early evening						Monday-Friday late evening									
60B Finch Stn-Martin Grove	35.97																			LF	4	24 ' 00 "	94	2	23.0	LF	3.5	24 ' 00 "	76	8	28.4	602p	450a	132a	609a
60C Finch Stn-York University	20.15	LF	10	7 ' 30 "	66	9	18.3	LF	6	12 ' 00 "	65	7	18.6	LF	9	8 ' 00 "	70	2	17.3	LF	3	24 ' 00 "	66	6	18.3	LF	2.5	24 ' 00 "	56	4	21.6	644a	620a	215a	124a
60D Finch Stn-Highway 27	39.22	LF	16	7 ' 30 "	120	0	19.6	LF	9	12 ' 00 "	102	6	23.1	LF	16	8 ' 00 "	120	8	19.6									523a	613p	554p	638p				
60E Finch Stn-Kipling Express	29.99	LF	8	12 ' 00 "	96	0	18.7					LF	8	12 ' 00 "	96	0	18.7										600a	636a	824a	836a					
Combined/Average			34	2 ' 51 "				15	6 ' 00 "			33	3 ' 00 "					7	12 ' 00 "			6	12 ' 00 "				324p	300p	636p	600p					
<b>Saturday</b>	29-Nov-08	Saturday early morning						Saturday morning						Saturday afternoon						Saturday early evening						Saturday late evening									
60B Finch Stn-Martin Grove	35.97																			LF	4	20 ' 00 "	80	0	27.0	LF	3.5	24 ' 00 "	76	8	28.4	616p	530a	148a	545a
60C Finch Stn-York University	20.15							LF	5	11 ' 00 "	54	1	22.4	LF	5	11 ' 00 "	54	1	22.4	LF	3	20 ' 00 "	54	6	22.4	LF	2.5	24 ' 00 "	50	10	24.2	828a	855a	752p	100a
60D Finch Stn-Highway 27	39.22	LF	6	15 ' 00 "	88	2	26.7	LF	9	11 ' 00 "	92	7	25.6	LF	9	11 ' 00 "	92	7	25.6									530a	559a	605p	646p				
Combined/Average			6	15 ' 00 "				14	5 ' 30 "			14	5 ' 30 "					7	10 ' 00 "			6	12 ' 00 "												
<b>Sunday</b>	15-Feb-09	Sunday morning						Sunday afternoon						Sunday early evening						Sunday late evening															
60B Finch Stn-Martin Grove	35.97	LF	6	15 ' 00 "	84	6	25.7	LF	6	15 ' 00 "	84	6	25.7	LF	3.5	24 ' 00 "	80	4	27.0	LF	3.5	24 ' 00 "	76	8	28.4	LF	3.5	24 ' 00 "	76	8	28.4	740a	827a	105a	132a
60C Finch Stn-York University	20.15	LF	4	15 ' 00 "	54	6	22.4	LF	4	15 ' 00 "	54	6	22.4	LF	2.5	24 ' 00 "	54	6	22.4	LF	2.5	24 ' 00 "	50	10	24.2	LF	2.5	24 ' 00 "	50	10	24.2	927a	922a	215a	130a
Combined/Average			10	7 ' 30 "				10	7 ' 30 "			10	7 ' 30 "					6	12 ' 00 "			6	12 ' 00 "												





## SERVICE SUMMARY

May 9 to June 19, 2010

TORONTO TRANSIT COMMISSION

Route	RT dist (km) and date of last change	No. of Veh	Service interval	Run time (min)	Term time (min)	Avg spd (km/h)	No. of Veh	Service interval	Run time (min)	Term time (min)	Avg spd (km/h)	No. of Veh	Service interval	Run time (min)	Term time (min)	Avg spd (km/h)	No. of Veh	Service interval	Run time (min)	Term time (min)	Avg spd (km/h)	First dep NB or WB	First dep SB or EB	Last dep NB or WB	Last dep SB or EB										
<b>124 SUNNYBROOK &amp;</b>	Wil																																		
<b>Monday to Friday</b>	10-May-10	Monday-Friday morning peak period						Monday-Friday midday						Monday-Friday afternoon peak period						Monday-Friday early evening						Monday-Friday late evening									
124 Lawrence Stn-Sunnybrook Hospital	5.51	LF	4	6' 30"	26	0	12.7	LF	2	11' 00"	22	0	15.0	LF	3	10' 00"	30	0	11.0	LF	1	20' 00"	20	0	16.5	LF	1	20' 00"	20	0	16.5	610a	558a	110a	100a
<b>Saturday</b>	29-Nov-08	Saturday early morning						Saturday morning						Saturday afternoon						Saturday early evening						Saturday late evening									
124 Lawrence Stn-Sunnybrook Hospital	5.51	LF	1	20' 00"	20	0	16.5	LF	1	20' 00"	20	0	16.5	LF	1	20' 00"	20	0	16.5	LF	1	20' 00"	20	0	16.5	LF	1	20' 00"	20	0	16.5	550a	540a	110a	100a
<b>Sunday</b>	23-Nov-08	Sunday early morning						Sunday morning						Sunday afternoon						Sunday early evening						Sunday late evening									
124 Lawrence Stn-Sunnybrook Hospital	5.51	LF	1	20' 00"	20	0	16.5	LF	1	20' 00"	20	0	16.5	LF	1	20' 00"	20	0	16.5	LF	1	20' 00"	20	0	16.5	LF	1	20' 00"	20	0	16.5	750a	740a	1250a	100a
<b>77 SWANSEA</b>	MtD																																		
<b>Monday to Friday</b>	04-Aug-09	Monday-Friday morning peak period						Monday-Friday midday						Monday-Friday afternoon peak period						Monday-Friday early evening						Monday-Friday late evening									
77 Runnymede Stn-Queensway	6.12	HF	3	10' 00"	26	4	14.1	HF	1.4	15' 00"	21	0	17.5	HF	2.2	11' 00"	23	1	16.0	HF	1	22' 00"	22	0	16.7	HF	1	20' 00"	15	5	24.5	548a	535a	135a	124a
		Alternates trips with 71 RUNNYMEDE						Alternates trips with 71 RUNNYMEDE						Alternates trips with 71 RUNNYMEDE						Alternates trips with 71 RUNNYMEDE (St Clair branch)						Alternates trips with 71 RUNNYMEDE (St Clair branch)									
<b>Saturday</b>	03-Apr-10	Saturday early morning						Saturday morning						Saturday afternoon						Saturday early evening						Saturday late evening									
77 Runnymede Stn-Queensway	6.12	HF	1	20' 00"	15	5	24.5	HF	1	20' 00"	19	1	19.3	HF	1	20' 00"	19	1	19.3	HF	1	20' 00"	18	2	20.4	HF	1	20' 00"	15	5	24.5	610a	619a	135a	124a
<b>Sunday</b>	23-Nov-08	Sunday morning						Sunday afternoon						Sunday early evening						Sunday late evening															
77 Runnymede Stn-Queensway	6.12	HF	1	20' 00"	19	1	19.3	HF	1	20' 00"	19	1	19.3	HF	1	20' 00"	17	3	21.6	HF	1	20' 00"	15	5	24.5	HF	1	20' 00"	15	5	24.5	854a	840a	112a	124a
<b>168 SYMINGTON &amp;</b>	MtD																																		
<b>Monday to Friday</b>	19-Oct-09	Monday-Friday morning peak period						Monday-Friday midday						Monday-Friday afternoon peak period						Monday-Friday early evening						Monday-Friday late evening									
168 Dundas West Stn-Weston Rd	9.59	LF	8	5' 00"	38	2	15.1	LF	4	10' 00"	38	2	15.1	LF	6	7' 20"	44	0	13.1	LF	4	10' 00"	36	4	16.0	LF	3	12' 00"	30	6	19.2	442a	450a	200a	145a
<b>Saturday</b>	08-Aug-09	Saturday early morning						Saturday morning						Saturday afternoon						Saturday early evening						Saturday late evening									
168 Dundas West Stn-Weston Rd	9.59	LF	3	10' 40"	30	2	19.2	LF	5	10' 00"	48	2	12.0	LF	5	10' 00"	48	2	12.0	LF	3	12' 00"	33	3	17.4	LF	3	12' 00"	30	6	19.2	442a	451a	200a	145a
<b>Sunday</b>	02-Aug-09	Sunday early morning						Sunday morning						Sunday afternoon						Sunday early evening						Sunday late evening									
168 Dundas West Stn-Weston Rd	9.59	LF	2	20' 00"	34	6	16.9	LF	3	15' 00"	38	7	15.1	LF	4	12' 00"	43	5	13.4	LF	3	12' 00"	33	3	17.4	LF	3	12' 00"	30	6	19.2	640a	643a	200a	145a
<b>81 THORNCLIFFE PARK &amp;</b>	Bir																																		
<b>Monday to Friday</b>	08-Sep-09	Monday-Friday morning peak period						Monday-Friday midday						Monday-Friday afternoon peak period						Monday-Friday early evening						Monday-Friday late evening									
81 Pape Stn-Thorncliffe	8.29	LF	6	4' 40"	28	0	17.8	LF	3	10' 00"	30	0	16.6	LF	5	5' 30"	28	0	18.1	LF	3	10' 00"	30	0	16.6	LF	2	12' 00"	24	0	20.7	525a	510a	120a	111a
<b>Saturday</b>	25-Jun-05	Saturday early morning						Saturday morning						Saturday afternoon						Saturday early evening						Saturday late evening									
81 Pape Stn-Thorncliffe	8.29	LF	1	30' 00"	30	0	16.6	LF	4	7' 30"	30	0	16.6	LF	4	7' 30"	30	0	16.6	LF	2	12' 00"	24	0	20.7	LF	2	12' 00"	24	0	20.7	545a	530a	120a	111a
<b>Sunday</b>	19-Jun-05	Sunday early morning						Sunday morning						Sunday afternoon						Sunday early evening						Sunday late evening									
81 Pape Stn-Thorncliffe	8.29	LF	1	30' 00"	30	0	16.6	LF	3	10' 00"	30	0	16.6	LF	3	10' 00"	30	0	16.6	LF	2	12' 00"	24	0	20.7	LF	2	12' 00"	24	0	20.7	645a	630a	120a	111a
<p>Loops clockwise on Thorncliffe Park Drive before 330p, and loops counter-clockwise on Thorncliffe Park Drive after 330p</p>																																			
<b>10 VAN HORNE &amp;</b>	Wil																																		
<b>Monday to Friday</b>	04-Jan-10	Monday-Friday morning peak period						Monday-Friday afternoon peak period																											
10 Don Mills Stn-Victoria Park	7.64	LF	3	10' 00"	28	2	16.4	See 169A HUNTINGWOOD						LF	3	10' 00"	28	2	16.4	See 169A HUNTINGWOOD						See 169A HUNTINGWOOD						534a	547a	900a	853a
																										300p	315p	700p	640p						

Off peak service provided by 169A HUNTINGWOOD



## SERVICE SUMMARY

May 9 to June 19, 2010

TORONTO TRANSIT COMMISSION

Route	RT dist (km) and date of last change	No. of Veh	Service interval	Run time (min)	Term time (min)	Avg spd (km/h)	No. of Veh	Service interval	Run time (min)	Term time (min)	Avg spd (km/h)	No. of Veh	Service interval	Run time (min)	Term time (min)	Avg spd (km/h)	No. of Veh	Service interval	Run time (min)	Term time (min)	Avg spd (km/h)	First dep NB or WB	First dep SB or EB	Last dep NB or WB	Last dep SB or EB					
<b>90 VAUGHAN</b>	Mtd																													
<b>Monday to Friday</b>	08-Sep-09		Monday-Friday morning peak period					Monday-Friday midday					Monday-Friday afternoon peak period					Monday-Friday early evening												
90 St Clair West Stn-Eglinton	6.60	HF	3.5 9 ' 20 "	31	2	12.7							HF	3 12 ' 00 "	36	0	11.0						529a	542a	907a	923a				
90A St Clair West Stn-Oakwood	5.47	HF	2.5 9 ' 20 "	23	1	14.4	HF	2 12 ' 00 "	24	0	13.7	HF	2 12 ' 00 "	24	0	13.7	HF	2 12 ' 00 "	24	0	13.7	HF	1 20 ' 00 "	20	0	16.4	545a	525a	130a	120a
Combined/Average			6 4 ' 40 "					2 12 ' 00 "					5 6 ' 00 "					2 12 ' 00 "					1 20 ' 00 "							
<b>Saturday</b>	29-Nov-08		Saturday early morning					Saturday morning					Saturday afternoon					Saturday early evening					Saturday late evening							
90A St Clair West Stn-Oakwood	5.47	HF	2 12 ' 00 "	24	0	13.7	HF	3 8 ' 00 "	24	0	13.7	HF	3 8 ' 00 "	24	0	13.7	HF	2 12 ' 00 "	24	0	13.7	HF	1 20 ' 00 "	20	0	16.4	610a	610a	110a	100a
<b>Sunday</b>	23-Nov-08		Sunday morning					Sunday afternoon					Sunday early evening					Sunday late evening												
90A St Clair West Stn-Oakwood	5.47						HF	2 12 ' 00 "	24	0	13.7	HF	2 12 ' 00 "	24	0	13.7	HF	2 12 ' 00 "	24	0	13.7	HF	1 20 ' 00 "	20	0	16.4	830a	842a	110a	100a
<b>24 VICTORIA PARK &amp;</b>	Bir																													
<b>Monday to Friday</b>	08-Sep-08		Monday-Friday morning peak period					Monday-Friday midday					Monday-Friday afternoon peak period					Monday-Friday early evening					Monday-Friday late evening							
24 Victoria Park Stn-Steeles	30.58	LF	18 5 ' 00 "	90	0	20.4	LF	9 10 ' 00 "	90	0	20.4	LF	14 7 ' 00 "	96	2	19.1	LF	9 9 ' 00 "	81	0	22.7	LF	6 12 ' 00 "	70	2	26.2	450a	515a	125a	200a
24A Victoria Park Stn-Don Mills Stn via Consumers Rd	24.53	LF	7 12 ' 00 "	82	2	17.9	LF	2.5 30 ' 00 "	75	0	19.6	LF	7 13 ' 00 "	87	4	16.9														
24D Victoria Park Stn-Major Mackenzie	57.69						LF	2 30 ' 00 "	145	5	23.9							LF	2 27 ' 00 "	135	0	25.6								
Combined/Average			25 3 ' 32 "					13.5 7 ' 30 "					21 4 ' 33 "					11 9 ' 00 "					6 12 ' 00 "							
								Every 3rd 24 operates as a 24D 24A alternates trips with 167 PHARMACY NORTH 24D operates NB through the Highway 7 Industrial area before noon and SB after noon.										Every 3rd 24 operates as a 24D												
																		24D operates SB through the Highway 7 Industrial area.												
<b>Saturday</b>	09-Sep-06		Saturday early morning					Saturday morning					Saturday afternoon					Saturday early evening					Saturday late evening							
24 Victoria Park Stn-Steeles	30.58	LF	6 15 ' 00 "	84	6	21.8	LF	9 10 ' 00 "	86	4	21.3	LF	12 7 ' 30 "	90	0	20.4	LF	6 13 ' 20 "	80	0	22.9	LF	6 12 ' 00 "	70	2	26.2	521a	557a	124a	159a
<b>Sunday</b>	29-Mar-09		Sunday early morning					Sunday morning					Sunday afternoon					Sunday early evening					Sunday late evening							
24 Victoria Park Stn-Steeles	30.58	LF	4 20 ' 00 "	80	0	22.9	LF	5 16 ' 00 "	80	0	22.9	LF	8 10 ' 30 "	84	0	21.8	LF	4 20 ' 00 "	80	0	22.9	LF	4 20 ' 00 "	70	10	26.2	717a	753a	116a	153a
<b>324 VICTORIA PARK &amp;</b>	Bir																													
<b>Overnight, 7 days a week</b>	15-Feb-09		Monday-Friday overnight					Saturday overnight					Sunday overnight																	
324 Kingston-Steeles	35.41	LF	2.7 30 ' 00 "	72	9	29.5	LF	2.7 30 ' 00 "	72	9	29.5	LF	2.7 30 ' 00 "	72	9	29.5														
			Alternates trips with 322 COXWELL					Alternates trips with 322 COXWELL					Alternates trips with 322 COXWELL																	
<b>224 VICTORIA PARK NORTH &amp;</b>	Egl		Service outside Toronto north of Steeles Avenue is provided under contract to York Region																											
<b>Monday to Friday</b>	16-Feb-10		Monday-Friday morning peak period					Monday-Friday midday					Monday-Friday afternoon peak period					Monday-Friday early evening												
224C Don Mills Stn-14th Avenue	22.80	LF	2 40 ' 00 "	68	12	20.1						LF	2 40 ' 00 "	68	12	20.1														
224D Don Mills Stn-Elgin Mills	37.45	LF	6 20 ' 00 "	115	5	19.5		See 24D VICTORIA PARK				LF	6 20 ' 00 "	115	5	19.5		See 24D VICTORIA PARK												
Combined/Average			8 13 ' 20 "										8 13 ' 20 "																	
			224D operates NB through the Highway 7 Industrial area and WB/NB on Hillmount.										224D operates SB/EB on Hillmount and SB through the Highway 7 Industrial area.																	



## SERVICE SUMMARY

May 9 to June 19, 2010

TORONTO TRANSIT COMMISSION

Route	RT dist (km) and date of last change	Monday-Friday morning peak period				Monday-Friday midday				Monday-Friday afternoon peak period				Monday-Friday early evening				Monday-Friday late evening				First dep NB or WB	First dep SB or EB	Last dep NB or WB	Last dep SB or EB											
		Veh type	No. of Veh	Service interval	Run time (min)	Term time (min)	Avg spd (km/h)	Veh type	No. of Veh	Service interval	Run time (min)	Term time (min)	Avg spd (km/h)	Veh type	No. of Veh	Service interval	Run time (min)	Term time (min)	Avg spd (km/h)	Veh type	No. of Veh					Service interval	Run time (min)	Term time (min)	Avg spd (km/h)							
<b>68 WARDEN &amp;</b>	Egl																																			
<b>Monday to Friday</b>	08-Sep-09																																			
68 Warden Stn-Steeles	25.06	LF	21	3' 35 "	75	0	20.0	LF	8	8' 45 "	70	0	21.5	LF	13	6' 15 "	81	0	18.5	LF	7	10' 00 "	70	0	21.5	LF	3	22' 00 "	62	4	24.2	448a	505a	140a	151a	
68B Warden Stn-Major Mackenzie	43.52	LF	3	14' 20 "	116	2	22.5	LF	1	35' 00 "	104	1	25.1	LF	2	18' 45 "	119	0	21.9	LF	1	40' 00 "	104	6	25.1						507a	557a	958p	1055p		
Combined/Average			24	3' 35 "					9	8' 45 "					15	6' 15 "					8	10' 00 "					3	22' 00 "								
			Every 4th 68 operates as a 68B						Every 4th 68 operates as a 68B						Every 3rd 68 operates as a 68B						Every 4th 68 operates as a 68B															
<b>Saturday</b>	21-Feb-09																																			
68 Warden Stn-Steeles	25.06	LF	2	33' 00 "	65	1	23.1	LF	5	13' 00 "	65	0	23.1	LF	7	11' 00 "	75	2	20.0	LF	1.5	44' 00 "	66	0	22.8	LF	3	22' 00 "	62	4	24.2	602a	546a	129a	200a	
68B Warden Stn-Major Mackenzie	43.52	LF	3	33' 00 "	99	0	26.4	LF	1	39' 00 "	104	0	25.1	LF	1	44' 00 "	114	7	22.9	LF	2.5	44' 00 "	101	9	25.9						515a	558a	948p	1047p		
Combined/Average			5	16' 30 "					6	13' 00 "					8	11' 00 "					4	22' 00 "					3	22' 00 "								
			Every 3rd 68 operates as a 68B						Every 3rd 68 operates as a 68B						Every 4th 68 operates as a 68B						Every 4th 68 operates as a 68B															
<b>Sunday</b>	15-Feb-09																																			
68 Warden Stn-Steeles	25.06	LF	1.5	44' 00 "	66	0	22.8	LF	6	12' 00 "	72	0	20.9	LF	6	12' 00 "	72	0	20.9	LF	1.5	44' 00 "	66	0	22.8	LF	3	22' 00 "	62	4	24.2	716a	751a	137a	207a	
68B Warden Stn-Major Mackenzie	43.52	LF	2.5	44' 00 "	104	6	25.1	LF	1	36' 00 "	108	0	24.2	LF	1	36' 00 "	108	0	24.2	LF	2.5	44' 00 "	104	6	25.1						829a	934a	948p	1045p		
Combined/Average			4	22' 00 "					7	12' 00 "					7	12' 00 "					4	22' 00 "					3	22' 00 "								
			Every 3rd 68 operates as a 68B						Every 3rd 68 operates as a 68B						Every 3rd 68 operates as a 68B						Every 3rd 68 operates as a 68B															
Overnight service north of Sheppard Avenue provided by 324 VICTORIA PARK																																				
Some early morning trips operate from Warden and Danforth																																				
<b>69 WARDEN SOUTH &amp;</b>	Bir																																			
<b>Monday to Friday</b>	04-Jan-10																																			
69A Warden Stn-Kingston Rd SB via Warden	6.71	LF	2.5	10' 00 "	25	0	16.1	LF	2	11' 00 "	22	0	18.3	LF	2	13' 00 "	26	0	15.5	LF	1.5	15' 00 "	22	1	18.7	LF	1	20' 00 "	20	0	20.1	559a	613a	140a	150a	
69B Warden Stn-Kingston Rd SB via Birchmount	6.71	LF	2.5	10' 00 "	25	0	16.1	LF	2	11' 00 "	22	0	18.3	LF	2	13' 00 "	26	0	15.5	LF	1.5	15' 00 "	23	0	17.9	LF	1	20' 00 "	20	0	20.1	626a	620a	130a	140a	
Combined/Average			5	5' 00 "					4	5' 30 "					4	6' 30 "					3	7' 30 "					2	10' 00 "								
<b>Saturday</b>	09-Jan-10																																			
69A Warden Stn-Kingston Rd SB via Warden	6.71	LF	1	20' 00 "	20	0	20.1	LF	1	20' 00 "	20	0	20.1	LF	1	20' 00 "	20	0	20.1	LF	1	20' 00 "	20	0	20.1	LF	1	20' 00 "	20	0	20.1	550a	618a	120a	150a	
69B Warden Stn-Kingston Rd SB via Birchmount	6.71	LF	1	20' 00 "	20	0	20.1	LF	1	20' 00 "	20	0	20.1	LF	1	20' 00 "	20	0	20.1	LF	1	20' 00 "	20	0	20.1	LF	1	20' 00 "	20	0	20.1	610a	610a	130a	130a	
Combined/Average			2	10' 00 "					2	10' 00 "					2	10' 00 "					2	10' 00 "					2	10' 00 "								
<b>Sunday</b>	03-Jan-10																																			
69A Warden Stn-Kingston Rd SB via Warden	6.71		LF	1	20' 00 "	20	0	20.1	LF	1	20' 00 "	20	0	20.1	LF	1	20' 00 "	20	0	20.1	LF	1	20' 00 "	20	0	20.1	LF	1	20' 00 "	20	0	20.1	900a	850a	140a	150a
69B Warden Stn-Kingston Rd SB via Birchmount	6.71		LF	1	20' 00 "	20	0	20.1	LF	1	20' 00 "	20	0	20.1	LF	1	20' 00 "	20	0	20.1	LF	1	20' 00 "	20	0	20.1	LF	1	20' 00 "	20	0	20.1	910a	900a	130a	140a
Combined/Average				2	10' 00 "					2	10' 00 "					2	10' 00 "					2	10' 00 "					2	10' 00 "							



## SERVICE SUMMARY

May 9 to June 19, 2010

TORONTO TRANSIT COMMISSION

Route	RT dist (km) and date of last change	Monday-Friday morning peak period					Monday-Friday midday					Monday-Friday afternoon peak period					Monday-Friday early evening					Monday-Friday late evening					First dep NB or WB	First dep SB or EB	Last dep NB or WB	Last dep SB or EB							
		Veh type	No. of Veh	Service interval	Run time (min)	Term time (min)	Avg spd (km/h)	Veh type	No. of Veh	Service interval	Run time (min)	Term time (min)	Avg spd (km/h)	Veh type	No. of Veh	Service interval	Run time (min)	Term time (min)	Avg spd (km/h)	Veh type	No. of Veh	Service interval	Run time (min)	Term time (min)	Avg spd (km/h)	Veh type					No. of Veh	Service interval	Run time (min)	Term time (min)	Avg spd (km/h)		
<b>55 WARREN PARK &amp;</b>	MtD																																				
<b>Monday to Friday</b>	04-Aug-09																																				
55 Jane Stn-Warren Park	8.42	LF	1	30' 00"	27	3	18.7	LF	1	30' 00"	27	3	18.7	LF	1	30' 00"	27	3	18.7	LF	1	30' 00"	27	3	18.7	LF	1	30' 00"	27	3	18.7	546a	530a	116a	100a		
<b>Saturday</b>	08-Aug-09																																				
55 Jane Stn-Warren Park	8.42	LF	1	30' 00"	27	3	18.7	LF	1	30' 00"	27	3	18.7	LF	1	30' 00"	27	3	18.7	LF	1	30' 00"	27	3	18.7	LF	1	30' 00"	27	3	18.7	546a	530a	116a	100a		
<b>Sunday</b>	02-Aug-09																																				
55 Jane Stn-Warren Park	8.42							LF	1	30' 00"	27	3	18.7	LF	1	30' 00"	27	3	18.7	LF	1	30' 00"	27	3	18.7	LF	1	30' 00"	27	3	18.7	846a	900a	116a	100a		
<b>94 WELLESLEY &amp;</b>	MtD																																				
<b>Monday to Friday</b>	08-Sep-09																																				
94 Castle Frank Stn-Ossington Stn	12.17	LF	5	12' 00"	60	0	12.2	LF	6	10' 00"	60	0	12.2	LF	4.5	16' 00"	68	4	10.7	LF	4	13' 00"	52	0	14.0	LF	3	15' 00"	45	0	16.2	520a	525a	1252a	115a		
94C Castle Frank Stn-Wellesley Stn	3.91	LF	2	12' 00"	24	0	9.8						LF	1.5	16' 00"	24	0	9.8														734a	746a	858a	910a		
Combined/Average			7	6' 00"				6	10' 00"				6	8' 00"						4	13' 00"				3	15' 00"											
<b>Saturday</b>	29-Nov-08																																				
94 Castle Frank Stn-Ossington Stn	12.17	LF	3	17' 00"	51	0	14.3	LF	5	12' 00"	60	0	12.2	LF	5	12' 00"	60	0	12.2	LF	3	16' 40"	50	0	14.6	LF	3	15' 00"	45	0	16.2	541a	550a	1237a	100a		
<b>Sunday</b>	23-Nov-08																																				
94 Castle Frank Stn-Ossington Stn	12.17	LF	3	18' 00"	54	0	13.5	LF	3	18' 00"	54	0	13.5	LF	3	18' 00"	54	0	13.5	LF	3	16' 40"	50	0	14.6	LF	3	15' 00"	45	0	16.2	833a	824a	1222a	1245a		
<b>112 WEST MALL &amp;</b>	Qsy																																				
<b>Monday to Friday</b>	16-Feb-10																																				
112A Kipling Stn-Eglinton	18.75																																	510a			
112C Kipling Stn-Disco Rd	29.29	LF	6	13' 30"	80	1	22.0	LF	4	20' 00"	70	10	25.1	LF	5	16' 00"	80	0	22.0	LF	4	18' 00"	70	2	25.1	LF	4	18' 00"	66	6	26.6	525a	543a	112a	103a		
112D Kipling Stn-Skymark	20.96	LF	5	13' 30"	62	5	20.3	LF	3	20' 00"	55	5	22.9	LF	4	16' 00"	62	2	20.3															552a	625a	626p	703p
112E Kipling Stn-Renforth & Eringate Exp	18.76		2	N.B. trips																																	
Combined/Average			13	6' 45"				7	10' 00"				9	8' 00"						4	18' 00"				4	18' 00"											
<b>Saturday</b>	20-Feb-10																																				
112C Kipling Stn-Disco Rd	29.29	LF	4	17' 00"	68	0	25.8	LF	4	20' 00"	70	10	25.1	LF	4	20' 00"	70	10	25.1	LF	3	24' 00"	66	6	26.6	LF	3	24' 00"	66	6	26.6	554a	600a	112a	103a		
<b>Sunday</b>	14-Feb-10																																				
112C Kipling Stn-Disco Rd	29.29							LF	3	24' 00"	66	6	26.6	LF	3	24' 00"	66	6	26.6	LF	3	24' 00"	66	6	26.6	LF	3	24' 00"	66	6	26.6	845a	903a	112a	103a		
<b>89 WESTON &amp;</b>	MtD																																				
<b>Monday to Friday</b>	04-Jan-10																																				
89 Keele Stn-Albion Rd	20.17	LF	14	5' 35"	78	1	15.6	LF	7	10' 00"	70	0	17.3	LF	11	7' 45"	84	2	14.4	LF	8	9' 30"	76	0	15.9	LF	5	12' 00"	56	4	21.6	415a	445a	210a	203a		
<b>Saturday</b>	09-Jan-10																																				
89 Keele Stn-Albion Rd	20.17	LF	4	15' 00"	60	0	20.2	LF	7	10' 00"	66	4	18.3	LF	9	8' 00"	68	4	17.8	LF	5	12' 00"	56	4	21.6	LF	4	15' 00"	56	4	21.6	435a	510a	215a	245a		
<b>Sunday</b>	03-Jan-10																																				
89 Keele Stn-Albion Rd	20.17	LF	4	15' 00"	60	0	20.2	LF	7	10' 30"	66	7	18.3	LF	7	10' 30"	66	7	18.3	LF	4	15' 00"	56	4	21.6	LF	3	20' 00"	56	4	21.6	530a	600a	215a	245a		



## SERVICE SUMMARY

May 9 to June 19, 2010

TORONTO TRANSIT COMMISSION

Route	RT dist (km) and date of last change	No. of					Run time					Term time					Avg spd					First dep NB or WB	First dep SB or EB	Last dep NB or WB	Last dep SB or EB																
		Veh type	Veh	Service interval	(min)	(min)	(km/h)	Veh type	Veh	Service interval	(min)	(min)	(km/h)	Veh type	Veh	Service interval	(min)	(min)	(km/h)	Veh type	Veh					Service interval	(min)	(min)	(km/h)												
<b>165 WESTON RD NORTH &amp;</b>																																									
Arv Service outside Toronto north of Steeles Avenue is provided under contract to York Region.																																									
<b>Monday to Friday</b> 08-Sep-09																																									
Monday-Friday morning peak period																																									
Monday-Friday midday																																									
Monday-Friday afternoon peak period																																									
Monday-Friday early evening																																									
Monday-Friday late evening																																									
165 York Mills Stn-Steeles	36.66	Lift	16	7 ' 00 "	107	5	20.6	Lift	15	7 ' 30 "	108	4	20.4	Lift	16	7 ' 30 "	115	5	19.1	Lift	9	12 ' 00 "	101	7	21.8	Lift	5	20 ' 00 "	89	11	24.7	520a	518a	155a	150a						
165F York Mills Stn-Canada Drive	55.96	Lift	1.5	42 ' 00 "	160	15	21.0							Lift	1.5	45 ' 00 "	177	11	19.0													554a	602a	800a	932a						
165D York Mills Stn-Major Mackenzie & Highway 400	54.31	Lift	1.5	42 ' 00 "	155	20	21.0	Lift	1	30 ' 00 "	140	0	23.3	Lift	1.5	45 ' 00 "	172	15	18.9	Lift	1	36 ' 00 "	135	9	24.1								158p	330p	543p	630p					
Combined/Average			<b>19 7 ' 00 "</b>						<b>16 7 ' 30 "</b>						<b>19 7 ' 30 "</b>						<b>10 12 ' 00 "</b>						<b>5 20 ' 00 "</b>														
			Every 6th 165 operates as a 165D						Every 4th 165 operates as a 165D						SB 165D/F trips operate via Barmac						Every 3rd 165 operates as a 165D																				
			Every 6th 165 operates as a 165F												Every 6th 165 operates as a 165D						Every 6th 165 operates as a 165F																				
<b>Saturday</b> 15-May-10																																									
Saturday early morning																																									
Saturday morning																																									
Saturday afternoon																																									
Saturday early evening																																									
Saturday late evening																																									
165 York Mills Stn-Steeles	36.66	Lift	3.5	30 ' 00 "	92	13	23.9	Lift	3.5	30 ' 00 "	101	4	21.8	Lift	4.5	24 ' 00 "	101	7	21.8	Lift	5	24 ' 00 "	101	19	21.8	Lift	5	20 ' 00 "	93	7	23.7	546a	537a	200a	209a						
165A York Mills Stn-Canada's Wonderland	59.69							Lift	5.5	30 ' 00 "	143	22	25.0	Lift	6.5	24 ' 00 "	143	13	25.0	Lift	6	24 ' 00 "	132	12	27.1									831a	1001a	943p	1045p				
165D York Mills Stn-Major Mackenzie & Highway 400	54.31	Lift	4.5	30 ' 00 "	120	15	27.2																											531a	641a	801a	937a				
Combined/Average			<b>8 15 ' 00 "</b>						<b>9 15 ' 00 "</b>						<b>11 12 ' 00 "</b>						<b>11 12 ' 00 "</b>						<b>5 20 ' 00 "</b>														
<b>Sunday</b> 09-May-10																																									
Sunday early morning																																									
Sunday morning																																									
Sunday afternoon																																									
Sunday early evening																																									
Sunday late evening																																									
165 York Mills Stn-Steeles	36.66	Lift	2.5	40 ' 00 "	94	6	23.4	Lift	2.5	40 ' 00 "	94	6	23.4	Lift	3	32 ' 00 "	94	2	23.4	Lift	3	30 ' 00 "	87	3	25.3	Lift	3	30 ' 00 "	87	3	25.3	817a	915a	102a	1246a						
165A York Mills Stn-Canada's Wonderland	59.69	Lift	3.5	40 ' 00 "	133	7	26.9	Lift	3.5	40 ' 00 "	133	7	26.9	Lift	5	32 ' 00 "	133	27	26.9																841a	956a	802p	827p			
165D York Mills Stn-Major Mackenzie & Highway 400	54.31																																		-	818a	-	920a			
Combined/Average			<b>6 20 ' 00 "</b>						<b>6 20 ' 00 "</b>						<b>8 16 ' 00 "</b>						<b>3 30 ' 00 "</b>						<b>3 30 ' 00 "</b>														
<b>98 WILLOWDALE-SENLAC &amp;</b>																																									
Wil																																									
<b>Monday to Friday</b> 24-Nov-08																																									
Monday-Friday morning peak period																																									
Monday-Friday midday																																									
Monday-Friday afternoon peak period																																									
Monday-Friday early evening																																									
Monday-Friday late evening																																									
98 Steeles-Peckham via Sheppard-Yonge Stn	22.06	LF	2.5	30 ' 00 "	75	0	17.7	LF	2	30 ' 00 "	60	0	22.1	LF	2.5	30 ' 00 "	75	0	17.7	LF	2	30 ' 00 "	60	0	22.1	LF	2	30 ' 00 "	60	0	22.1	LF	2	30 ' 00 "	60	0	22.1	607a	534a	100a	100a
98A Sheppard-Yonge Stn-Peckham via Senlac	10.90	LF	1.5	30 ' 00 "	39	6	16.8							LF	1.5	30 ' 00 "	39	6	16.8																	540a	534a	911a	914a		
Combined/Average			<b>4 15 ' 00 "</b>						<b>4 15 ' 00 "</b>						<b>4 15 ' 00 "</b>						<b>4 15 ' 00 "</b>						<b>4 15 ' 00 "</b>														
<b>Saturday</b> 29-Nov-08																																									
Saturday early morning																																									
Saturday morning																																									
Saturday afternoon																																									
Saturday early evening																																									
Monday-Friday late evening																																									
98 Steeles-Peckham via Sheppard-Yonge Stn	22.06	LF	2	30 ' 00 "	60	0	22.1	LF	2	30 ' 00 "	60	0	22.1	LF	2	30 ' 00 "	60	0	22.1	LF	2	30 ' 00 "	60	0	22.1	LF	2	30 ' 00 "	60	0	22.1	LF	2	30 ' 00 "	60	0	22.1	600a	600a	100a	100a
<b>Sunday</b> 23-Nov-08																																									
Sunday morning																																									
Sunday afternoon																																									
Sunday early evening																																									
Sunday late evening																																									
98 Steeles-Peckham via Sheppard-Yonge Stn	22.06							LF	2	30 ' 00 "	60	0	22.1	LF	2	30 ' 00 "	60	0	22.1	LF	2	30 ' 00 "	60	0	22.1	LF	2	30 ' 00 "	60	0	22.1	LF	2	30 ' 00 "	60	0	22.1	830a	830a	100a	100a
Willowdale to Senlac is SB; Senlac to Willowdale is NB																																									



### SERVICE SUMMARY

May 9 to June 19, 2010

### TORONTO TRANSIT COMMISSION

Route	RT dist (km) and date of last change	Arw					96H and 96K branch designations are for internal purposes only															First dep NB or WB	First dep SB or EB	Last dep NB or WB	Last dep SB or EB													
		Veh type	No. of Veh	Service interval	Run time (min)	Term time (min)	Avg spd (km/h)	Veh type	No. of Veh	Service interval	Run time (min)	Term time (min)	Avg spd (km/h)	Veh type	No. of Veh	Service interval	Run time (min)	Term time (min)	Avg spd (km/h)	Veh type	No. of Veh					Service interval	Run time (min)	Term time (min)	Avg spd (km/h)									
<b>96 WILSON &amp; Monday to Friday</b>	10-May-10	<b>Monday-Friday morning peak period</b>					<b>Monday-Friday midday</b>					<b>Monday-Friday afternoon peak period</b>					<b>Monday-Friday early evening</b>					<b>Monday-Friday late evening</b>																
96 York Mills Stn-Humberline & Finch	40.18																									450a	540a											
96A York Mills Stn-Carrier Dr via Kipling and John Garland	43.63	Lift	6.5	20' 00"	121	9	21.7	Lift	8.5	15' 00"	127	1	20.6	Lift	5.5	24' 00"	128	4	20.5	Lift	4.5	24' 00"	106	2	24.7	Lift	2.5	40' 00"	100	0	26.2	524a	557a	100a	118a			
96B York Mills Stn-Humberline & Albion Rd	43.05	Lift	7	20' 00"	130	10	19.9	Lift	8.5	15' 00"	127	1	20.3	Lift	6	24' 00"	134	10	19.3	Lift	4.5	24' 00"	108	0	23.9	Lift	2.5	40' 00"	100	0	25.8	542a	612a	120a	1250a			
96C York Mills Stn-Thistledown via Albion Rd	37.03	Lift	4.5	20' 00"	89	1	25.0						Lift	4	24' 00"	96	0	23.1													533a	600a	855a	937a				
96E Wilson Stn-Humber College Express	32.93	Lift	6	14' 00"	84	0	23.5						Lift	6	14' 00"	84	0	23.5														238p	256p	619p	643p			
96G York Mills Stn - Sheppard & Torbarrie	23.82	Lift	4	20' 00"	75	5	19.1						Lift	3.5	24' 00"	84	0	17.0														645a	601a	921a	905a			
96H Wilson Stn-Thistledown via Albion	25.86																															310p	318p	618p	634p			
96S to Wilson Stn								Lift	2	30' 00"	60	0	25.9							Lift	2	30' 00"	60	0	25.9								551a	631a	850a	911a		
96C To Thistledown via Albion																																325p	255p	637p	655p			
96K Wilson Stn-Tandridge and Islington	23.89																									Lift	2	30' 00"	60	0	23.9	935a	1005a	235p	235p			
96S to Wilson Stn																																642p	707p	930p	900p			
96F To Tandridge and Isling. via Albion																																	930p	1002p	102a	100a		
Combined/Average			<b>28</b>	<b>3' 41"</b>					<b>19</b>	<b>6' 00"</b>				<b>25</b>	<b>4' 12"</b>					<b>11</b>	<b>8' 34"</b>					<b>7</b>	<b>12' 00"</b>											
			96G operates NB on Clayson and SB on Torbarrie.								96G operates NB on Torbarrie and SB on Clayson.																											
<b>Saturday</b>	15-May-10	<b>Saturday early morning</b>					<b>Saturday morning</b>					<b>Saturday afternoon</b>					<b>Saturday early evening</b>					<b>Saturday late evening</b>																
96A York Mills Stn-Carrier Dr via Kipling and John Garland	43.63	Lift	3.5	30' 00"	100	5	26.2	Lift	4	30' 00"	116	4	22.6													Lift	2.5	44' 00"	105	5	24.9	525a	450a	1155a	1150a			
96B York Mills Stn-Humberline & Albion Rd	43.05	Lift	3.5	30' 00"	102	3	25.3	Lift	4	30' 00"	118	2	21.9	Lift	5.5	24' 00"	118	14	21.9	Lift	5	24' 00"	112	8	23.1	Lift	2.5	44' 00"	105	5	24.6	1010p	1024p	106a	120a			
96D York Mills Stn-Carrier Dr & Westmore Dr.	45.71													Lift	5.5	24' 00"	124	8	22.1	Lift	5	24' 00"	118	2	23.2									540a	534a	128a	1253a	
96H Wilson Stn-Thistledown via Albion	25.86	Lift	2	30' 00"	60	0	25.9	Lift	2	30' 00"	60	0	25.9	Lift	2	30' 00"	60	0	25.9	Lift	2	30' 00"	60	0	25.9										1219p	1213p	926p	943p
96S to Wilson Stn																																		540a	610a	910p	940p	
96C To Thistledown via Albion																																						
96K Wilson Stn-Tandridge and Islington	23.89																									Lift	2	30' 00"	60	0	23.9	940p	1012p	110a	1242a			
96S to Wilson Stn																																						
96F To Tandridge and Isling. via Albion																																						
Combined/Average			<b>9</b>	<b>10' 00"</b>					<b>10</b>	<b>10' 00"</b>				<b>13</b>	<b>8' 34"</b>					<b>12</b>	<b>8' 34"</b>					<b>7</b>	<b>12' 42"</b>											
<b>Sunday</b>	15-Feb-09	<b>Sunday early morning</b>					<b>Sunday morning</b>					<b>Sunday afternoon</b>					<b>Sunday early evening</b>					<b>Sunday late evening</b>																
96A York Mills Stn-Carrier Dr via Kipling and John Garland	43.63	Lift	2.5	45' 00"	108	5	24.2	Lift	3	40' 00"	116	4	22.6													Lift	2.5	45' 00"	108	5	24.2	557a	526a	1135a	1157a			
96B York Mills Stn-Humberline & Albion Rd	43.05	Lift	2.5	45' 00"	110	3	23.5	Lift	3	40' 00"	118	2	21.9	Lift	4.5	30' 00"	118	17	21.9	Lift	3	40' 00"	110	10	23.5	Lift	2.5	45' 00"	108	5	23.9	1028p	1004p	1240a	1252a			
96D York Mills Stn-Carrier Dr & Westmore Dr.	45.71													Lift	4.5	30' 00"	123	12	22.3	Lift	3	40' 00"	116	4	23.6										535a	548a	102a	113a
96H Wilson Stn-Thistledown via Albion	25.86	Lift	2	30' 00"	60	0	25.9	Lift	2	30' 00"	60	0	25.9	Lift	2	30' 00"	60	0	25.9	Lift	2	30' 00"	60	0	25.9										1205p	1237p	946p	924p
96S to Wilson Stn																																						
96C To Thistledown via Albion																																						
96K Wilson Stn-Tandridge and Islington	23.89																									Lift	2	30' 00"	60	0	23.9	553a	623a	923p	953p			
96S to Wilson Stn																																						
96F To Tandridge and Isling. via Albion																																						
Combined/Average			<b>7</b>	<b>12' 51"</b>					<b>8</b>	<b>12' 00"</b>				<b>11</b>	<b>10' 00"</b>					<b>8</b>	<b>12' 00"</b>					<b>7</b>	<b>12' 51"</b>											

96C/H operates EB via Tandridge before 3:00pm and WB via Tandridge after 3:00 pm.



## SERVICE SUMMARY

May 9 to June 19, 2010

TORONTO TRANSIT COMMISSION

Route	RT dist (km) and date of last change	No. of Veh	Service interval	Run time (min)	Term time (min)	Avg spd (km/h)	No. of Veh	Service interval	Run time (min)	Term time (min)	Avg spd (km/h)	No. of Veh	Service interval	Run time (min)	Term time (min)	Avg spd (km/h)	No. of Veh	Service interval	Run time (min)	Term time (min)	Avg spd (km/h)	No. of Veh	Service interval	Run time (min)	Term time (min)	Avg spd (km/h)	First dep NB or WB	First dep SB or EB	Last dep NB or WB	Last dep SB or EB					
<b>319 WILSON &amp;</b>	Arw																																		
<b>Overnight, 7 days a week</b>	26-Nov-06		Monday-Friday overnight					Saturday overnight					Sunday overnight																						
319 York Mills Stn-Martin Grove & Steeles	40.76	LF	3	30' 00"	90	0	27.2	LF	3	30' 00"	90	0	27.2	LF	3	30' 00"	90	0	27.2																
<b>91 WOODBINE &amp;</b>	Bir																																		
<b>Monday to Friday</b>	22-Jun-09		Monday-Friday morning peak period					Monday-Friday midday					Monday-Friday afternoon peak period					Monday-Friday early evening						Monday-Friday late evening											
91 Woodbine Stn-Lawrence	15.39	LF	3	20' 00"	50	10	18.5					LF	2	25' 00"	50	0	18.5										459a	519a	639p	700p					
91 Woodbine Stn-Lawrence	15.39											LF	1	<b>Tripper</b>																					
91A Woodbine Stn-Parkview Hills	7.47	LF	1	25' 00"	25	0	17.9	LF	1	23' 00"	23	0	19.5	LF	1	25' 00"	25	0	17.9	LF	1	20' 00"	20	0	22.4	LF	1	20' 00"	20	0	22.4	638a	626a	1250a	100a
91C Woodbine Stn-York Mills	23.98							LF	3	23' 00"	69	0	20.9	LF	3	20' 00"	58	2	24.8	LF	3	20' 00"	58	2	24.8	LF	2	30' 00"	58	2	24.8	946a	617a	105a	105a
91F Woodbine Stn-York Mills via Railside	26.26	LF	4	20' 00"	74	6	21.3					LF	3	25' 00"	75	0	21.0										601a	257p	922a	640p					
Combined/Average			8	7' 09"				4	11' 30"			7	8' 20"				4	10' 00"					3	12' 00"											
91F operates WB on Railside during morning peak period, and operates EB via Railside during afternoon peak period.																																			
<b>Saturday</b>	29-Nov-08		Saturday early morning					Saturday morning					Saturday afternoon					Saturday early evening					Saturday late evening												
91A Woodbine Stn-Parkview Hills	7.47	LF	1	24' 00"	24	0	18.7	LF	1	24' 00"	24	0	18.7	LF	1	24' 00"	24	0	18.7	LF	1	20' 00"	20	0	22.4	LF	1	20' 00"	20	0	22.4	632a	620a	1258a	108a
91C Woodbine Stn-York Mills	23.98	LF	3	20' 00"	60	0	24.0	LF	3	20' 00"	60	0	24.0	LF	3	20' 00"	60	0	24.0	LF	3	20' 00"	58	2	24.8	LF	2	30' 00"	58	2	24.8	623a	613a	103a	103a
Combined/Average			4	12' 00"				4	10' 54"			4	12' 00"				4	10' 00"				3	12' 00"												
<b>Sunday</b>	23-Nov-08							Sunday morning					Sunday afternoon					Sunday early evening					Sunday late evening												
91A Woodbine Stn-Parkview Hills	7.47							LF	1	24' 00"	24	0	18.7	LF	1	24' 00"	24	0	18.7	LF	1	20' 00"	20	0	22.4	LF	1	20' 00"	20	0	22.4	920a	908a	1258a	108a
91C Woodbine Stn-York Mills	23.98							LF	3	20' 00"	60	0	24.0	LF	3	20' 00"	60	0	24.0	LF	3	20' 00"	58	2	24.8	LF	2	30' 00"	58	2	24.8	902a	852a	103a	102a
Combined/Average								4	12' 00"			4	12' 00"				4	12' 00"				3	12' 00"												
91C/F operates NB via Laurentide before noon, and operates NB via Valley Woods after noon																																			
<b>92 WOODBINE SOUTH &amp;</b>	Bir																																		
<b>Monday to Friday</b>	10-May-10		Monday-Friday morning peak period					Monday-Friday midday					Monday-Friday afternoon peak period					Monday-Friday early evening					Monday-Friday late evening												
92 Woodbine Stn-Lake Shore	5.79	LF	3	9' 00"	27	0	12.9	LF	2	12' 00"	20	4	17.4	LF	3	9' 00"	27	0	12.9	LF	2	10' 00"	20	0	17.4	LF	2	10' 00"	20	0	17.4	534a	521a	110a	100a
<b>Saturday</b>	15-May-10		Saturday early morning					Saturday morning					Saturday afternoon					Saturday early evening					Saturday late evening												
92 Woodbine Stn-Lake Shore	5.79	LF	2	12' 00"	20	4	17.4	LF	3	8' 00"	20	4	17.4	LF	3	8' 00"	24	0	14.5	LF	2	10' 00"	20	0	17.4	LF	2	10' 00"	20	0	17.4	610a	555a	110a	100a
<b>Sunday</b>	09-May-10							Sunday morning					Sunday afternoon					Sunday early evening					Sunday late evening												
92 Woodbine Stn-Lake Shore	5.79							LF	3	8' 00"	20	4	17.4	LF	3	8' 00"	24	0	14.5	LF	2	10' 00"	20	0	17.4	LF	2	10' 00"	20	0	17.4	857a	845a	110a	100a



## SERVICE SUMMARY

May 9 to June 19, 2010

TORONTO TRANSIT COMMISSION

Route	RT dist (km) and date of last change	No. of Veh	Service interval	Run time (min)	Term time (min)	Avg spd (km/h)	No. of Veh	Service interval	Run time (min)	Term time (min)	Avg spd (km/h)	No. of Veh	Service interval	Run time (min)	Term time (min)	Avg spd (km/h)	No. of Veh	Service interval	Run time (min)	Term time (min)	Avg spd (km/h)	First dep NB or WB	First dep SB or EB	Last dep NB or WB	Last dep SB or EB															
<b>97 YONGE &amp; Monday to Friday</b>	Wil 17-Feb-09	Monday-Friday morning peak period						Monday-Friday midday						Monday-Friday afternoon peak period						Monday-Friday early evening						Monday-Friday late evening														
97 Davisville Stn-Steeles	23.94											LF	2.5	30' 00"	75	0	19.2	LF	2.5	30' 00"	75	0	19.2	700p	609p	1200a	1208a													
97A Davisville Stn-York Mills Stn via Yonge Blvd	12.92	LF	2	30' 00"	48	12	16.2					LF	2	30' 00"	48	12	16.2	LF	1.5	30' 00"	40	5	19.4	LF	1.5	30' 00"	40	5	19.4	536a	606a	915a	851a							
97B Queens Quay-Steeles	36.68	LF	5	30' 00"	150	0	14.7					LF	5	30' 00"	150	0	14.7																							
97C St Clair Stn-Steeles	26.02						LF	3	30' 00"	90	0	17.3																												
97D St Clair Stn-York Mills Stn via Yonge Blvd	15.21						LF	2	30' 00"	60	0	15.2																												
Combined/Average			7	15' 00"			5	15' 00"					7	15' 00"					4	15' 00"																				
		97B operates via Yonge, Wellington, Bay, Queens Quay and Yonge						97B operates via Yonge, Queens Quay, Bay, Front and Yonge																																
<b>Saturday</b>	16-May-09	Saturday early morning						Saturday morning						Saturday afternoon						Saturday early evening						Saturday late evening														
97 Davisville Stn-Steeles	23.94	LF	2.5	30' 00"	75	0	19.2	LF	3	30' 00"	80	10	18.0	LF	3	30' 00"	80	10	18.0	LF	3	30' 00"	80	10	18.0	LF	2.5	30' 00"	75	0	19.2	545a	623a	1245a	1253a					
97A Davisville Stn-York Mills Stn via Yonge Blvd	12.92	LF	1.5	30' 00"	41	4	18.9	LF	2	30' 00"	46	14	16.9	LF	2	30' 00"	46	14	16.9	LF	2	30' 00"	46	14	16.9	LF	1.5	30' 00"	40	5	19.4	600a	555a	106a	121a					
Combined/Average			4	15' 00"			5	15' 00"				5	15' 00"				5	15' 00"					4	15' 00"																
<b>Sunday</b>	10-May-09	Sunday morning						Sunday afternoon						Sunday early evening						Sunday late evening																				
97 Davisville Stn-Steeles	23.94						LF	3	30' 00"	80	10	18.0	LF	3	30' 00"	80	10	18.0	LF	2.5	30' 00"	75	0	19.2	LF	2.5	30' 00"	75	0	19.2	900a	850a	1200a	1208a						
97A Davisville Stn-York Mills Stn via Yonge Blvd	12.92						LF	2	30' 00"	46	14	16.9	LF	2	30' 00"	46	14	16.9	LF	1.5	30' 00"	36	9	21.5	LF	1.5	30' 00"	40	5	19.4	915a	922a	1215a	1245a						
Combined/Average							5	15' 00"				5	15' 00"				4	15' 00"					4	15' 00"																
Overnight service provided by 320 YONGE																																								
<b>1 YONGE-UNIVERSITY-SPADINA SUBWAY &amp; Monday to Friday</b>	WilSub/Egl/MtD/Wil 08-Sep-09	Temporary late evening closure for tunnel liner replacement, Sunday to Friday. Trains replaced by buses north of Eglinton Station after approximately 12:30 a.m.																																						
1 Finch Stn-Downsview Stn	60.45	6carHT	25	4' 42"	118	0	30.9	6carHT	29	4' 04"	118	0	30.7	6carHT	47	2' 31"	118	0	30.6	6carHT	27	4' 15"	115	0	31.6	6carHT	23	4' 52"	112	0	32.4	603a	540a	1141p	1215a					
1 Finch Stn-St Clair West Stn	45.06	6carHT	19	4' 42"	89	0	30.3																																	
Gap Trains		6carHT	4	Gap Trains										2	Gap Trains																									
1 Eglinton Stn-Downsview Stn	43.46																									6carHT	18	4' 52"	88	0	29.8			118a	128a					
1 Eglinton Stn-Finch Stn replacement bus	22.49																									LF	18	3' 00"	54	0	25.0	1213a	1208a	210a	150a					
Combined/Average			48	2' 21"			29	4' 04"				49	2' 31"				27	4' 15"																						
<b>Saturday</b>	06-Sep-08	Saturday early morning						Saturday morning						Saturday afternoon						Saturday early evening						Saturday late evening														
1 Finch Stn-Downsview Stn	60.45	6carHT	23	4' 52"	112	0	32.4	6carHT	28	4' 03"	113	0	32.0	6carHT	28	4' 03"	113	0	32.0	6carHT	23	4' 52"	112	0	32.4	6carHT	23	4' 52"	112	0	32.4	600a	557a	118a	116a					
<b>Sunday</b>	15-Feb-09	Sunday morning						Sunday afternoon						Sunday early evening						Sunday late evening																				
1 Finch Stn-Downsview Stn	60.45						6carHT	23	4' 52"	112	0	32.4	6carHT	23	4' 52"	112	0	32.4	6carHT	23	4' 52"	112	0	32.4	6carHT	23	4' 52"	112	0	32.4	6carHT	23	4' 52"	112	0	32.4	900a	857a	1141p	1215a
1 Eglinton Stn-Downsview Stn	43.46																																							
1 Eglinton Stn-Finch Stn replacement bus	22.49																																							
Combined/Average																																								
Finch to Downsview is SB; Downsview to Finch is NB																																								
<b>320 YONGE &amp; Overnight, 7 days a week</b>	Egl/MtD/Wil 02-Apr-07	Monday-Friday overnight						Saturday overnight						Sunday overnight																										
320 Queens Quay-Steeles	36.19	LF	6	15' 00"	90	0	24.1	LF	6	15' 00"	90	0	24.1	LF	6	15' 00"	90	0	24.1																					
		Additional service operates 130a to 300a and 500a to 600a						Additional service operates 130a to 300a and 500a to 600a						Additional service operates 130a to 300a and 600a to 900a																										





## SERVICE SUMMARY

May 9 to June 19, 2010

TORONTO TRANSIT COMMISSION

Route	RT dist (km) and date of last change	Monday-Friday morning peak period					Monday-Friday midday					Monday-Friday afternoon peak period					Monday-Friday early evening					Monday-Friday late evening					First dep NB or WB	First dep SB or EB	Last dep NB or WB	Last dep SB or EB							
		Veh type	No. of Veh	Service interval	Run time (min)	Term time (min)	Avg spd (km/h)	Veh type	No. of Veh	Service interval	Run time (min)	Term time (min)	Avg spd (km/h)	Veh type	No. of Veh	Service interval	Run time (min)	Term time (min)	Avg spd (km/h)	Veh type	No. of Veh	Service interval	Run time (min)	Term time (min)	Avg spd (km/h)	Veh type					No. of Veh	Service interval	Run time (min)	Term time (min)	Avg spd (km/h)		
<b>95 YORK MILLS &amp;</b>	Mal/Wil																																				
<b>Monday to Friday</b>	04-Aug-09																																				
95 York Mills Stn-Kingston Rd	42.82	LF	17	8' 00"	135	1	19.0	LF	8	15' 00"	116	4	22.2	LF	11	12' 00"	130	2	19.8	LF	7.5	15' 00"	110	3	23.4	LF	7	14' 00"	96	2	26.8	505a	550a	152a	151a		
95A York Mills Stn-Victoria Pk	15.96	LF	8	8' 00"	60	4	16.0						LF	6	12' 00"	62	10	15.4														724a	649a	932a	857a		
95B York Mills Stn-U of T Scarborough	37.64							LF	7	15' 00"	102	3	22.1							LF	6.5	15' 00"	90	8	25.1									909a	915a	309p	245p
95E York Mills Stn-U of T Scarborough Express	37.64	LF	14	8' 00"	108	4	20.9						LF	10	12' 00"	114	6	19.8															637p	700p	937p	1000p	
Combined/Average			39	2' 40"					15	7' 30"					27	4' 00"					14	7' 30"						7	14' 00"				618a	658a	858a	858a	
																																321p	309p	632p	645p		
<b>Saturday</b>	08-Aug-09																																				
95 York Mills Stn-Kingston Rd	42.82	LF	12	9' 00"	108	0	23.8	LF	12	9' 00"	108	0	23.8	LF	15	7' 20"	108	2	23.8	LF	8	12' 30"	100	0	25.7	LF	6	15' 00"	90	0	28.5	609a	600a	130a	1245a		
<b>Sunday</b>	28-Mar-10																																				
95 York Mills Stn-Kingston Rd	42.82	LF	10	11' 00"	105	5	24.5	LF	10	11' 00"	105	5	24.5	LF	11	10' 00"	105	5	24.5	LF	6	17' 30"	101	4	25.4	LF	5	18' 00"	90	0	28.5	736a	830a	122a	1250a		
<b>321 YORK MILLS &amp;</b>	Mal																																				
<b>Overnight, 7 days a week</b>	02-Aug-09																																				
321 York Mills Stn-Finch via Neilson	48.28	LF	3	30' 00"	90	0	32.2	LF	3	30' 00"	90	0	32.2	LF	3	30' 00"	90	0	32.2															220a	136a	450a	535a
<b>106 YORK UNIVERSITY &amp;</b>	Wil																																				
<b>Monday to Friday</b>	23-Nov-09																																				
106 Downsview Stn-York University	18.07	LF	7	8' 15"	57	1	18.9	LF	4	15' 00"	53	7	20.5	LF	6	9' 30"	57	0	19.0	LF	3	18' 00"	53	1	20.5	LF	3	18' 00"	50	4	21.7	601a	545a	245a	215a		
<b>Saturday</b>	09-Sep-06																																				
106 Downsview Stn-York University	18.07	LF	4	15' 00"	51	9	21.3	LF	4	15' 00"	51	9	21.3	LF	4	15' 00"	51	9	21.3	LF	3	15' 00"	45	0	24.1	LF	3	15' 00"	45	0	24.1	600a	600a	215a	215a		
<b>Sunday</b>	03-Sep-06																																				
106 Downsview Stn-York University	18.07							LF	4	15' 00"	50	10	21.7	LF	4	15' 00"	50	10	21.7	LF	2	30' 00"	45	15	24.1	LF	2	30' 00"	45	15	24.1	915a	845a	115a	1245a		



**SERVICE SUMMARY**

May 9 to June 19, 2010

**TORONTO TRANSIT COMMISSION**

Route	RT dist (km) and date of last change	No. of			Run time (min)	Term time (min)	Avg spd (km/h)	No. of			Run time (min)	Term time (min)	Avg spd (km/h)	No. of			Run time (min)	Term time (min)	Avg spd (km/h)	No. of			Run time (min)	Term time (min)	Avg spd (km/h)	First dep NB or WB	First dep SB or EB	Last dep NB or WB	Last dep SB or EB						
		Veh type	Veh	Service interval				Veh type	Veh	Service interval				Veh type	Veh	Service interval				Veh type	Veh	Service interval													
<b>196 YORK UNIVERSITY ROCKET</b>	Will																																		
<b>Monday to Friday</b>	10-May-10	Monday-Friday morning peak period				Monday-Friday midday				Monday-Friday afternoon peak period				Monday-Friday early evening				Monday-Friday late evening																	
196A Downsview Stn-York University Express	16.7					HF	4	9' 00"	30	6	33.3					HF	3	10' 00"	30	0	33.3	HF	3	10' 00"	30	0	33.3	1034a	1040a	304p	252p				
196A Downsview Stn-York University Express via Sentinel	17.5	HF	5	7' 00"	32	3	32.8					HF	4	9' 00"	32	4	32.8									652a	634a	1025a	1029a						
196B Sheppard-Yonge Stn-York University Express via Downsview Stn	26.4					HF	6	9' 00"	49	5	32.3					HF	5	10' 00"	50	0	31.6					1028a	1044a	250p	256p						
196B Sheppard-Yonge Stn-York University Express via Downsview Stn and Sentinel	27.2	HF	8	7' 00"	52	4	31.4					HF	6	9' 00"	52	2	31.4									703a	628a	1019a	1033a						
Combined/Average		<b>13 3' 30"</b>				<b>10 4' 30"</b>				<b>10 4' 30"</b>				<b>8 5' 00"</b>				<b>3 10' 00"</b>																	
		Operates SB via Sentinel								Operates NB via Sentinel																									
<b>Saturday</b>	28-Nov-09	Saturday early morning				Saturday morning				Saturday afternoon				Saturday early evening				Saturday late evening																	
196A Downsview Stn-York University Express	16.7	HF	2	15' 00"	30	0	33.3	HF	2	15' 00"	30	0	33.3	HF	2	15' 00"	30	0	33.3	HF	2	15' 00"	30	0	33.3	HF	2	15' 00"	30	0	33.3	700a	700a	215a	230a
<b>Sunday</b>	22-Nov-09	Sunday morning				Sunday afternoon				Sunday early evening				Sunday late evening																					
196A Downsview Stn-York University Express	16.7					HF	2	15' 00"	30	0	33.3	HF	2	15' 00"	30	0	33.3	HF	2	15' 00"	30	0	33.3	HF	2	15' 00"	30	0	33.3	900a	845a	100a	115a		



## SERVICE SUMMARY

TORONTO TRANSIT COMMISSION May 9 to June 19, 2010

### Summary of vehicles and trains in service

	MONDAY-FRIDAY						SATURDAY						SUNDAY					
	Morning	Midday	After-noon	Early Evening	Late Evening	Over-night	Early Morning	Morning	After-noon	Early Evening	Late Evening	Over-night	Early Morning	Morning	After-noon	Early Evening	Late Evening	Over-night
<b>BUSES</b>																		
<b>Arrow Road Garage</b>																		
12m lift-equipped buses	48	37	51	28	17	0	17	24	25	23	14	0	12	19	19	16	10	0
12m low-floor buses	171	102	165	87	57	9	63	97	99	86	49	9	43	78	81	66	43	9
Total, Arrow Road Garage	219	139	216	115	74	9	80	121	124	109	63	9	55	97	100	82	53	9
<b>Birchmount Garage</b>																		
12m non-accessible buses	7	4	7	0	0	0	0	0	0	0	0	0	0	0	0	0	0	0
12m low-floor buses	162	92	146	82	55	6	65	79	80	60	48	6	48	68	71	51	46	4
Total, Birchmount Garage	169	96	153	82	55	6	65	79	80	60	48	6	48	68	71	51	46	4
<b>Eglinton Garage</b>																		
12m non-accessible buses	0	3	3	0	0	0	0	0	0	0	0	0	0	0	0	0	0	0
12m low-floor buses	248	129	219	122	72	6	82	125	126	95	57	8	75	105	105	77	58	7
Total, Eglinton Garage	248	132	222	122	72	6	82	125	126	95	57	8	75	105	105	77	58	7
<b>Malvern Garage</b>																		
12m non-accessible buses	6	0	6	0	0	0	0	0	0	0	0	0	0	0	0	0	0	0
12m lift-equipped buses	99	47	89	45	28	1	19	41	41	25	11	1	25	35	35	19	14	1
12m low-floor buses	132	78	126	78	48	4	60	82	82	61	38	4	39	61	61	53	32	4
Total, Malvern Garage	237	125	221	123	76	5	79	123	123	86	49	5	64	96	96	72	46	5
<b>Mount Dennis Garage</b>																		
12m non-accessible buses	57	26	46	22	15	2	18	26	26	18	12	2	17	23	23	17	12	2
12m low-floor buses	183	109	168	97	65	4	79	122	122	80	56	3	59	91	91	66	52	3
Total, Mount Dennis	240	135	214	119	80	6	97	148	148	98	68	5	76	114	114	83	64	5
<b>Queensway Garage</b>																		
12m non-accessible buses	13	9	15	8	6	0	4	7	7	4	4	0	3	7	7	4	4	0
12m low-floor buses	117	72	120	57	43	3	47	61	67	50	38	3	35	51	53	45	38	3
Total, Queensway Garage	130	81	135	65	49	3	51	68	74	54	42	3	38	58	60	49	42	3
<b>Wilson Garage</b>																		
12m non-accessible buses	35	24	34	19	10	0	11	13	15	9	6	0	9	12	12	8	6	0
12m lift-equipped buses	44	28	41	25	21	1	23	33	36	24	11	0	11	28	28	11	8	0
12m low-floor buses	150	85	134	75	56	4	62	74	74	59	55	4	57	69	69	56	49	7
Total, Wilson Garage	229	137	209	119	87	5	96	120	125	92	72	4	77	109	109	75	63	7
<b>Total, BUSES</b>																		
12m non-accessible buses	118	66	111	49	31	2	33	46	48	31	22	2	29	42	42	29	22	2
12m lift-equipped buses	191	112	181	98	66	2	59	98	102	72	36	1	48	82	82	46	32	1
12m low-floor buses	1163	667	1078	598	396	36	458	640	650	491	341	37	356	523	531	414	318	37
Total, all buses	1472	845	1370	745	493	40	550	784	800	594	399	40	433	647	655	489	372	40

#### Notes:

#### SERVICE OUTSIDE TORONTO

Service is operated outside Toronto on the following routes:

160 BATHURST NORTH, 17 BIRCHMOUNT, 105 DUFFERIN NORTH, 32 EGLINTON WEST, 37 ISLINGTON, 35 JANE, 107 KEELE NORTH, 58 MALTON, 102 MARKHAM RD, 129 MCCOWAN NORTH, 24 VICTORIA PARK, 224 VICTORIA PARK NORTH, 68 WARDEN and 165 WESTON RD NORTH.

Bus numbers include buses required for City and/or TTC construction.

	MONDAY-FRIDAY						SATURDAY						SUNDAY					
	Morning	Midday	After-noon	Early Evening	Late Evening	Over-night	Early Morning	Morning	After-noon	Early Evening	Late Evening	Over-night	Early Morning	Morning	After-noon	Early Evening	Late Evening	Over-night
<b>STREETCARS</b>																		
<b>Roncesvalles Carhouse</b>																		
CLRVs	75	56	72	48	31	2	35	54	54	39	29	2	24	38	38	26	18	2
ALRVs	25	18	20	18	13	2	12	22	22	17	13	2	12	24	24	19	13	2
Total, Roncesvalles	100	74	92	66	44	4	47	76	76	56	42	4	36	62	62	45	31	4
<b>Russell Carhouse</b>																		
CLRVs	66	56	64	46	23	1	30	54	54	45	24	1	24	47	47	37	22	1
ALRVs	13	11	11	10	7	1	9	18	18	14	9	1	7	12	12	11	9	1
Total, Russell Carhouse	79	67	75	56	30	2	39	72	72	59	33	2	31	59	59	48	31	2
<b>Total, STREETCARS</b>																		
CLRVs	141	112	136	94	54	3	65	108	108	84	53	3	48	85	85	63	40	3
ALRVs	38	29	31	28	20	3	21	40	40	31	22	3	19	36	36	30	22	3
Total, all streetcars	179	141	167	122	74	6	86	148	148	115	75	6	67	121	121	93	62	6
<b>SUBWAY</b>																		
<b>Wilson Carhouse</b>																		
4-car subway trains	4	4	4	4	4	0	4	4	4	4	4	0	0	4	4	4	4	0
6-car subway trains	48	29	49	27	23	0	23	28	28	23	23	0	0	23	23	23	23	0
<b>Greenwood Carhouse</b>																		
6-car subway trains	42	22	39	24	20	0	20	20	21	20	20	0	0	20	20	20	20	0
<b>Total, SUBWAY TRAINS</b>																		
4-car subway trains	4	4	4	4	4	0	4	4	4	4	4	0	0	4	4	4	4	0
6-car subway trains	90	51	88	51	43	0	43	48	49	43	43	0	0	43	43	43	43	0
Total, all subway trains	94	55	92	55	47	0	47	52	53	47	47	0	0	47	47	47	47	0
<b>McCowan Carhouse</b>																		
4-car RT trains	6	4	6	4	4	0	4	4	4	4	4	0	0	4	4	4	4	0

#### ARTICULATED STREETCARS (ALRVs)

Monday to Friday ALRVs are used on 501 QUEEN, some morning peak-period runs on 504 KING

Saturdays ALRVs are used on 501 QUEEN

Sundays ALRVs are used on 501 QUEEN and, from May to August, on 511 BATHURST.

**Alphabetical list of routes, with route direction and operating division**

**BUSES**

192 Airport Rocket	NS	Qsy
117 Alness	NS	Wil
99 Arrow Rd	NS	Arw
5 Avenue Rd	NS	MtD
61 Avenue Rd North	NS	Wil
7 Bathurst	NS	Wil
160 Bathurst North	NS	Wil
310 Bathurst	NS	Wil
6 Bay	NS	MtD
11 Bayview	NS	Wil
9 Bellamy	NS	Bir
17 Birchmount	NS	Egl
49 Bloor West	EW	Qsy
300 Bloor-Danforth	EW	B/E/MtD/Q
21 Brimley	NS	Mal
8 Broadview	NS	Bir
50 Burnhamthorpe	EW	Qsy
120 Calvington	EW	Arw
126 Christie	NS	MtD
20 Cliffside	EW	Bir
87 Cosburn	EW	Bir
22 Coxwell	NS	Bir
322 Coxwell	NS	Bir
42 Cummer	EW	Wil
113 Danforth	EW	Bir
302 Danforth Rd-McCowan	NS	Bir
127 Davenport	EW	MtD
28 Davisville	EW	Wil
23 Dawes	NS	Bir
25 Don Mills	NS	Egl
303 Don Mills	NS	Egl
108 Downsview	EW	Arw
142 Downtown/Avenue Rd Express	NS	Wil
143 Downtown/Beach Express	EW	Bir
144 Downtown/Don Valley Express	NS	Egl
145 Downtown/Humber Bay Express	NS	Qsy
141 Downtown/Mt Pleasant Express	NS	MtD
125 Drewry	EW	Wil
29 Dufferin	NS	Wil
329 Dufferin	NS	MtD/Wil
105 Dufferin North	NS	Wil
26 Dupont	EW	MtD
111 East Mall	NS	Qsy
404 East York Community Bus	EW	W-T
34 Eglinton East	EW	Egl
305 Eglinton East	EW	Egl
32 Eglinton West	EW	MtD
307 Eglinton West	EW	MtD
405 Etobicoke Community Bus	EW	W-T
15 Evans	EW	Qsy
193 Exhibition Rocket	NS	Wil
104 Faywood	NS	Wil

39 Finch East	EW	Mal
308 Finch East	EW	Arw/Mal
36 Finch West	EW	Arw
309 Finch West	EW	Arw/Mal
139 Finch-Don Mills	EW	Mal
100 Flemingdon Park	NS	Egl
33 Forest Hill	NS	Wil
135 Gerrard	EW	Bir
14 Glencairn	EW	Wil
122 Graydon Hall	EW	Wil
31 Greenwood	NS	Bir
38 Highland Creek	EW	Mal
191 Highway 27 Rocket	NS	Arw
169 Huntingwood	EW	Egl
37 Islington	NS	Arw
311 Islington	NS	Arw
110 Islington South	NS	Qsy
35 Jane	NS	Arw
313 Jane	NS	Arw
83 Jones	NS	Bir
40 Junction	EW	MtD
41 Keele	NS	MtD
107 Keele North	NS	Wil
43 Kennedy	NS	Egl
12 Kingston Rd	EW	Bir
45 Kipling	NS	Qsy
44 Kipling South	NS	Qsy
30 Lambton	EW	Qsy
47 Lansdowne	NS	MtD
54 Lawrence East	EW	Egl
354 Lawrence East	EW	Egl
400 Lawrence Manor Community Bus	EW	W-T
52 Lawrence West	EW	MtD
352 Lawrence West	EW	MtD
162 Lawrence-Donway	EW	Wil
56 Leaside	NS	Wil
51 Leslie	NS	Wil
64 Main	NS	Bir
58 Malton	EW	MtD
59 Maple Leaf	EW	MtD
102 Markham Rd	NS	Bir
46 Martin Grove	NS	Arw
16 McCowan	NS	Bir
129 McCowan North	NS	Mal
130 Middlefield	NS	Mal
57 Midland	NS	Bir
132 Milner	EW	Mal
116 Morningside	EW	Egl
62 Mortimer	EW	Bir
171 Mt Dennis	NS	MtD
74 Mt Pleasant	NS	Wil
103 Mt Pleasant North	NS	Wil

133 Neilson	NS	Mal
131 Nugget	EW	Mal
70 O'Connor	EW	Egl
63 Ossington	NS	MtD
316 Ossington	NS	MtD/Wil
72 Pape	NS	Bir
101 Parc Downsview Park	EW	Arw
402 Parkdale Community Bus	NS	W-T
65 Parliament	NS	Bir
67 Pharmacy	NS	Egl
167 Pharmacy North	NS	Bir
66 Prince Edward	NS	Qsy
134 Progress	NS	Mal
80 Queensway	EW	Qsy
109 Ranees	NS	Wil
48 Rathburn	EW	Qsy
161 Rogers Rd	EW	MtD
82 Rosedale	EW	Wil
73 Royal York	NS	Qsy
76 Royal York South	NS	Qsy
71 Runnymede	NS	MtD
86 Scarborough	EW	Egl
190 Scarborough Centre Rocket	EW	Mal
79 Scarlett Rd	NS	MtD
85 Sheppard East	EW	Mal
385 Sheppard East	EW	Mal
84 Sheppard West	EW	Arw
75 Sherbourne	NS	Wil
123 Shorncliffe	NS	Qsy
115 Silver Hills	EW	Wil
403 South Don Mills Community Bus	NS	W-T
88 South Leaside	EW	Wil
78 St Andrews	EW	Wil
312 St Clair	EW	Arw
53 Steeles East	EW	Mal
353 Steeles East	EW	Mal
60 Steeles West	EW	Arw
124 Sunnybrook	EW	Wil
77 Swansea	NS	MtD
168 Symington	NS	MtD
81 Thorncliffe Park	NS	Bir
10 Van Horne	EW	Wil
90 Vaughan	NS	MtD
24 Victoria Park	NS	Bir
324 Victoria Park	NS	Bir
224 Victoria Park North	NS	Egl
68 Warden	NS	Egl
69 Warden South	NS	Bir
55 Warren Park	NS	MtD
94 Wellesley	EW	MtD
112 West Mall	NS	Qsy
89 Weston	NS	MtD
165 Weston Rd North	EW	Arw

98 Willowdale-Senlac	EW	Wil
96 Wilson	EW	Arw
319 Wilson	EW	Arw
91 Woodbine	NS	Bir
92 Woodbine South	NS	Bir
97 Yonge	NS	Wil
320 Yonge	NS	Egl/Wil/MtD
95 York Mills	EW	Mal/Wil
321 York Mills	EW	Mal
106 York University	NS	Wil
196 York University Rocket	NS	Wil

**STREETCARS**

511 Bathurst	NS	Ron
506 Carlton	EW	Ron/Rus
306 Carlton	EW	Ron/Rus
502 Downtowner	EW	Rus
505 Dundas	EW	Ron/Rus
509 Harbourfront	EW	Ron
504 King	EW	Ron/Rus
503 Kingston Rd	EW	Rus
508 Lake Shore	EW	Ron
501 Queen	EW	Ron/Rus
301 Queen	EW	Ron/Rus
510 Spadina	NS	Rus
512 St Clair	EW	Ron

**RAPID TRANSIT**

1 Yonge-University-Spadina Subway	NS	WilSub
2 Bloor-Danforth Subway	EW	DanSub
3 Scarborough RT	NS	DanSub
4 Sheppard Subway	EW	WilSub

- ☞ — Transit-priority traffic signals on route
- ♿ — Accessible service using lift-equipped buses
- ♿ — Accessible service using low-floor buses
- 🚲 — Bike rack service
- ✳ — Seasonal, special-event, or temporary construction service

153 of 168 bus routes are accessible  
 148 of 168 bus routes are bike rack equipped

**Numerical list of routes, with route direction and operating division**

**BUSES**

5 Avenue Rd ດໍ ັ ັ	NS	MtD
6 Bay ດໍ ັ ັ	NS	MtD
7 Bathurst ັ ັ ັ ັ	NS	Wil
8 Broadview ດໍ ັ ັ	NS	Bir
9 Bellamy ດໍ ັ ັ	NS	Bir
10 Van Horne ດໍ ັ ັ	EW	Wil
11 Bayview ດໍ ັ ັ	NS	Wil
12 Kingston Rd ດໍ ັ ັ	EW	Bir
14 Glencairn ດໍ ັ ັ	EW	Wil
15 Evans ດໍ ັ ັ	EW	Qsy
16 McCowan ດໍ ັ ັ	NS	Bir
17 Birchmount ດໍ ັ ັ	NS	Egl
20 Cliffside ດໍ ັ ັ	EW	Bir
21 Brimley ດໍ ັ ັ	NS	Mal
22 Coxwell ດໍ ັ ັ	NS	Bir
23 Dawes ດໍ ັ ັ	NS	Bir
24 Victoria Park ດໍ ັ ັ	NS	Bir
25 Don Mills ດໍ ັ ັ	NS	Egl
26 Dupont ດໍ ັ ັ	EW	MtD
28 Davisville ດໍ ັ ັ	EW	Wil
29 Dufferin ັ ັ ັ ັ ັ ັ	NS	Wil
30 Lambton ດໍ ັ ັ	EW	Qsy
31 Greenwood ດໍ ັ ັ	NS	Bir
32 Eglinton West ດໍ ັ ັ	EW	MtD
33 Forest Hill ດໍ ັ ັ	NS	Wil
34 Eglinton East ດໍ ັ ັ	EW	Egl
35 Jane ດໍ ັ ັ ັ ັ	NS	Arw
36 Finch West ດໍ ັ ັ ັ ັ	EW	Arw
37 Islington ດໍ ັ ັ	NS	Arw
38 Highland Creek ດໍ ັ ັ	EW	Mal
39 Finch East ດໍ ັ ັ ັ ັ	EW	Mal
40 Junction ດໍ ັ ັ	EW	MtD
41 Keele ດໍ ັ ັ	NS	MtD
42 Cummer ດໍ ັ ັ	EW	Wil
43 Kennedy ດໍ ັ ັ	NS	Egl
44 Kipling South ດໍ ັ ັ	NS	Qsy
45 Kipling ດໍ ັ ັ	NS	Qsy
46 Martin Grove ດໍ ັ ັ	NS	Arw
47 Lansdowne ດໍ ັ ັ	NS	MtD
48 Rathburn ດໍ ັ ັ	EW	Qsy
49 Bloor West ດໍ ັ ັ	EW	Qsy
50 Burnhamthorpe ດໍ ັ ັ	EW	Qsy
51 Leslie ດໍ ັ ັ	NS	Wil
52 Lawrence West ດໍ ັ ັ	EW	MtD
53 Steeles East ດໍ ັ ັ ັ ັ	EW	Mal
54 Lawrence East ດໍ ັ ັ	EW	Egl
55 Warren Park ດໍ ັ ັ	NS	MtD
56 Leaside ດໍ ັ ັ	NS	Wil
57 Midland ດໍ ັ ັ	NS	Bir
58 Malton ດໍ ັ ັ	EW	MtD

59 Maple Leaf ດໍ ັ ັ	EW	MtD
60 Steeles West ດໍ ັ ັ	EW	Arw
61 Avenue Rd North ດໍ ັ ັ	NS	Wil
62 Mortimer ດໍ ັ ັ	EW	Bir
63 Ossington ດໍ ັ ັ	NS	MtD
64 Main ດໍ ັ ັ	NS	Bir
65 Parliament ດໍ ັ ັ	NS	Bir
66 Prince Edward ດໍ ັ ັ	NS	Qsy
67 Pharmacy ດໍ ັ ັ	NS	Egl
68 Warden ດໍ ັ ັ	NS	Egl
69 Warden South ດໍ ັ ັ	NS	Bir
70 O'Connor ດໍ ັ ັ	EW	Egl
71 Runnymede ດໍ ັ ັ	NS	MtD
72 Pape ດໍ ັ ັ	NS	Bir
73 Royal York ດໍ ັ ັ	NS	Qsy
74 Mt Pleasant ດໍ ັ ັ	NS	Wil
75 Sherbourne ັ ັ ັ ັ ັ ັ	NS	Wil
76 Royal York South ດໍ ັ ັ	NS	Qsy
77 Swansea ດໍ ັ ັ	NS	MtD
78 St Andrews ດໍ ັ ັ	EW	Wil
79 Scarlett Rd ດໍ ັ ັ	NS	MtD
80 Queensway ດໍ ັ ັ	EW	Qsy
81 Thorncliffe Park ດໍ ັ ັ	NS	Bir
82 Rosedale ດໍ ັ ັ	EW	Wil
83 Jones ດໍ ັ ັ	NS	Bir
84 Sheppard West ດໍ ັ ັ	EW	Arw
85 Sheppard East ດໍ ັ ັ	EW	Mal
86 Scarborough ດໍ ັ ັ	EW	Egl
87 Cosburn ດໍ ັ ັ	EW	Bir
88 South Leaside ດໍ ັ ັ	EW	Wil
89 Weston ດໍ ັ ັ	NS	MtD
90 Vaughan ດໍ ັ ັ	NS	MtD
91 Woodbine ດໍ ັ ັ	NS	Bir
92 Woodbine South ດໍ ັ ັ	NS	Bir
94 Wellesley ດໍ ັ ັ	EW	MtD
95 York Mills ດໍ ັ ັ	EW	Mal/Wil
96 Wilson ດໍ ັ ັ ັ ັ	EW	Arw
97 Yonge ດໍ ັ ັ	NS	Wil
98 Willowdale-Senlac ດໍ ັ ັ	EW	Wil
99 Arrow Rd ດໍ ັ ັ	NS	Arw
100 Flemingdon Park ດໍ ັ ັ	NS	Egl
101 Parc Downsview Park ດໍ ັ ັ	EW	Arw
102 Markham Rd ດໍ ັ ັ	NS	Bir
103 Mt Pleasant North ດໍ ັ ັ	NS	Wil
104 Faywood ດໍ ັ ັ	NS	Wil
105 Dufferin North ດໍ ັ ັ	NS	Wil
106 York University ດໍ ັ ັ	NS	Wil
107 Keele North ດໍ ັ ັ ັ ັ	NS	Wil
108 Downsview ດໍ ັ ັ	EW	Arw
109 Raneer ດໍ ັ ັ	NS	Wil
110 Islington South ດໍ ັ ັ	NS	Qsy

111 East Mall ດໍ ັ ັ	NS	Qsy
112 West Mall ດໍ ັ ັ	NS	Qsy
113 Danforth ດໍ ັ ັ	EW	Bir
115 Silver Hills ດໍ ັ ັ	EW	Wil
116 Morningside ດໍ ັ ັ	EW	Egl
117 Alness ດໍ ັ ັ	NS	Wil
120 Calvington ດໍ ັ ັ	EW	Arw
122 Graydon Hall ດໍ ັ ັ	EW	Wil
123 Shorncliffe ດໍ ັ ັ	NS	Qsy
124 Sunnybrook ດໍ ັ ັ	EW	Wil
125 Drewry ດໍ ັ ັ	EW	Wil
126 Christie ດໍ ັ ັ	NS	MtD
127 Davenport ດໍ ັ ັ	EW	MtD
129 McCowan North ດໍ ັ ັ	NS	Mal
130 Middlefield ດໍ ັ ັ ັ ັ	NS	Mal
131 Nugget ດໍ ັ ັ	EW	Mal
132 Milner ດໍ ັ ັ	EW	Mal
133 Neilson ດໍ ັ ັ	NS	Mal
134 Progress ດໍ ັ ັ	NS	Mal
135 Gerrard ດໍ ັ ັ	EW	Bir
139 Finch-Don Mills ດໍ ັ ັ ັ ັ	EW	Mal
141 Downtown/Mt Pleasant Express ດໍ ັ ັ	NS	MtD
142 Downtown/Avenue Rd Express ດໍ ັ ັ	NS	Wil
143 Downtown/Beach Express ດໍ ັ ັ	EW	Bir
144 Downtown/Don Valley Express ດໍ ັ ັ	NS	Egl
145 Downtown/Humber Bay Express ດໍ ັ ັ	NS	Qsy
160 Bathurst North ັ ັ	NS	Wil
161 Rogers Rd ດໍ ັ ັ	EW	MtD
162 Lawrence-Donway ດໍ ັ ັ	EW	Wil
165 Weston Rd North ດໍ ັ ັ ັ ັ	EW	Arw
167 Pharmacy North ດໍ ັ ັ	NS	Bir
168 Symington ດໍ ັ ັ	NS	MtD
169 Huntingwood ດໍ ັ ັ	EW	Egl
171 Mt Dennis ດໍ ັ ັ	NS	MtD
190 Scarborough Centre Rocket ດໍ ັ ັ	EW	Mal
191 Highway 27 Rocket ດໍ ັ ັ	NS	Arw
192 Airport Rocket ດໍ ັ ັ	NS	Qsy
193 Exhibition Rocket ດໍ ັ ັ ັ ັ	NS	Wil
196 York University Rocket ດໍ ັ ັ	NS	Wil
224 Victoria Park North ດໍ ັ ັ	NS	Egl
300 Bloor-Danforth ດໍ ັ ັ	EW	B/E/MtD/Q
302 Danforth Rd-McCowan ດໍ ັ ັ	NS	Bir
303 Don Mills ດໍ ັ ັ	NS	Egl
305 Eglinton East ດໍ ັ ັ	EW	Egl
307 Eglinton West ດໍ ັ ັ	EW	MtD
308 Finch East ດໍ ັ ັ	EW	Arw/Mal
309 Finch West ດໍ ັ ັ ັ ັ	EW	Arw/Mal
310 Bathurst ັ ັ ັ ັ	NS	Wil
311 Islington ດໍ ັ ັ	NS	Arw
312 St Clair ດໍ ັ ັ	EW	Arw
313 Jane ດໍ ັ ັ ັ ັ	NS	Arw

316 Ossington ດໍ ັ ັ	NS	MtD/Wil
319 Wilson ດໍ ັ ັ	EW	Arw
320 Yonge ດໍ ັ ັ	NS	Egl/Wil/MtD
321 York Mills ດໍ ັ ັ	EW	Mal
322 Coxwell ດໍ ັ ັ	NS	Bir
324 Victoria Park ດໍ ັ ັ	NS	Bir
329 Dufferin ັ ັ ັ ັ	NS	MtD/Wil
352 Lawrence West ດໍ ັ ັ	EW	MtD
353 Steeles East ດໍ ັ ັ ັ ັ	EW	Mal
354 Lawrence East ດໍ ັ ັ	EW	Egl
385 Sheppard East ດໍ ັ ັ	EW	Mal
400 Lawrence Manor Community Bus ດໍ ັ ັ	EW	W-T
402 Parkdale Community Bus ດໍ ັ ັ	NS	W-T
403 South Don Mills Community Bus ດໍ ັ ັ	NS	W-T
404 East York Community Bus ດໍ ັ ັ	EW	W-T
405 Etobicoke Community Bus ດໍ ັ ັ	EW	W-T

**STREETCARS**

301 Queen ັ ັ	EW	Ron/Rus
306 Carlton ັ ັ	EW	Ron/Rus
501 Queen ັ ັ	EW	Ron/Rus
502 Downtowner ັ ັ	EW	Rus
503 Kingston Rd ັ ັ	EW	Rus
504 King ັ ັ	EW	Ron/Rus
505 Dundas ັ ັ	EW	Ron/Rus
506 Carlton ັ ັ	EW	Ron/Rus
508 Lake Shore ັ ັ	EW	Ron
509 Harbourfront ັ ັ	EW	Ron
510 Spadina ັ ັ	NS	Rus
511 Bathurst ັ ັ	NS	Ron
512 St Clair ັ ັ	EW	Ron

**RAPID TRANSIT**

1 Yonge-University-Spadina Subway ດໍ ັ ັ	NS	WilSub
2 Bloor-Danforth Subway ດໍ ັ ັ	EW	DanSub
3 Scarborough RT ດໍ ັ ັ	NS	DanSub
4 Sheppard Subway ດໍ ັ ັ	EW	WilSub

- ⌘ — Transit-priority traffic signals on route
- ♿ — Accessible service using lift-equipped buses
- ♿ — Accessible service using low-floor buses
- 🚲 — Bike rack service
- ✂ — Seasonal, special-event, or temporary construction service

153 of 168 bus routes are accessible  
 148 of 168 bus routes are bike rack equipped

**List of routes by operating division, January 2010**

ARROW ROAD DIVISION

99 Arrow Rd ດໍ ັ ັ	NS	Arw
120 Calvington ດໍ ັ ັ	EW	Arw
108 Downsview ດໍ ັ ັ	EW	Arw
36 Finch West ດໍ ັ ັ	EW	Arw
308 Finch East ດໍ ັ ັ	EW	Arw/Mal
309 Finch West ດໍ ັ ັ	EW	Arw/Mal
191 Highway 27 Rocket ດໍ ັ ັ	NS	Arw
37 Islington ດໍ ັ ັ	NS	Arw
311 Islington ດໍ ັ ັ	NS	Arw
35 Jane ດໍ ັ ັ	NS	Arw
313 Jane ດໍ ັ ັ	NS	Arw
46 Martin Grove ດໍ ັ ັ	NS	Arw
101 Parc Downsview Park ດໍ ັ ັ	EW	Arw
84 Sheppard West ດໍ ັ ັ	EW	Arw
312 St Clair	EW	Arw
60 Steeles West ດໍ ັ ັ	EW	Arw
165 Weston Rd North ດໍ ັ ັ	EW	Arw
96 Wilson ດໍ ັ ັ	EW	Arw
319 Wilson ດໍ ັ ັ	EW	Arw

BIRCHMOUNT DIVISION

9 Bellamy ດໍ ັ ັ	NS	Bir
300 Bloor-Danforth ດໍ ັ ັ	EW	B/E/MtD/Q
8 Broadview ດໍ ັ ັ	NS	Bir
20 Cliffside ດໍ ັ ັ	EW	Bir
87 Cosburn ດໍ ັ ັ	EW	Bir
22 Coxwell ດໍ ັ ັ	NS	Bir
322 Coxwell ດໍ ັ ັ	NS	Bir
113 Danforth ດໍ ັ ັ	EW	Bir
302 Danforth Rd-McCowan ດໍ ັ ັ	NS	Bir
23 Dawes ດໍ ັ ັ	NS	Bir
143 Downtown/Beach Express ດໍ ັ ັ	EW	Bir
135 Gerrard ດໍ ັ ັ	EW	Bir
31 Greenwood ດໍ ັ ັ	NS	Bir
83 Jones ດໍ ັ ັ	NS	Bir
12 Kingston Rd ດໍ ັ ັ	EW	Bir
64 Main ດໍ ັ ັ	NS	Bir
102 Markham Rd ດໍ ັ ັ	NS	Bir
16 McCowan ດໍ ັ ັ	NS	Bir
57 Midland ດໍ ັ ັ	NS	Bir
62 Mortimer ດໍ ັ ັ	EW	Bir
72 Pape ດໍ ັ ັ	NS	Bir
65 Parliament ດໍ ັ ັ	NS	Bir
167 Pharmacy North ດໍ ັ ັ	NS	Bir
81 Thorncliffe Park ດໍ ັ ັ	NS	Bir
24 Victoria Park ດໍ ັ ັ	NS	Bir
324 Victoria Park ດໍ ັ ັ	NS	Bir
69 Warden South ດໍ ັ ັ	NS	Bir
91 Woodbine ດໍ ັ ັ	NS	Bir
92 Woodbine South ດໍ ັ ັ	NS	Bir

DANFORTH DIVISION

2 Bloor-Danforth Subway	EW	DanSub
3 Scarborough RT	NS	DanSub

EGLINTON DIVISION

17 Birchmount ດໍ ັ ັ	NS	Egl
300 Bloor-Danforth ດໍ ັ ັ	EW	B/E/MtD/Q
25 Don Mills ດໍ ັ ັ	NS	Egl
303 Don Mills ດໍ ັ ັ	NS	Egl
144 Downtown/Don Valley Express ດໍ ັ ັ	NS	Egl
34 Eglinton East ດໍ ັ ັ	EW	Egl
305 Eglinton East ດໍ ັ ັ	EW	Egl
100 Flemingdon Park ດໍ ັ ັ	NS	Egl
169 Huntingwood ດໍ ັ ັ	EW	Egl
43 Kennedy ດໍ ັ ັ	NS	Egl
54 Lawrence East ດໍ ັ ັ	EW	Egl
354 Lawrence East ດໍ ັ ັ	EW	Egl
116 Morningside ດໍ ັ ັ	EW	Egl
70 O'Connor ດໍ ັ ັ	EW	Egl
67 Pharmacy ດໍ ັ ັ	NS	Egl
86 Scarborough ດໍ ັ ັ	EW	Egl
224 Victoria Park North ດໍ ັ ັ	NS	Egl
68 Warden ດໍ ັ ັ	NS	Egl
320 Yonge ດໍ ັ ັ	NS	Egl/Wil/MtD

MALVERN DIVISION

21 Brimley ດໍ ັ ັ	NS	Mal
39 Finch East ດໍ ັ ັ	EW	Mal
308 Finch East ດໍ ັ ັ	EW	Arw/Mal
309 Finch West ດໍ ັ ັ	EW	Arw/Mal
139 Finch-Don Mills ດໍ ັ ັ	EW	Mal
38 Highland Creek ດໍ ັ ັ	EW	Mal
129 McCowan North ດໍ ັ ັ	NS	Mal
130 Middlefield ດໍ ັ ັ	NS	Mal
132 Milner ດໍ ັ ັ	EW	Mal
133 Neilson ດໍ ັ ັ	NS	Mal
131 Nugget ດໍ ັ ັ	EW	Mal
134 Progress ດໍ ັ ັ	NS	Mal
190 Scarborough Centre Rocket ດໍ ັ ັ	EW	Mal
85 Sheppard East ດໍ ັ ັ	EW	Mal
385 Sheppard East ດໍ ັ ັ	EW	Mal
53 Steeles East ດໍ ັ ັ	EW	Mal
353 Steeles East ດໍ ັ ັ	EW	Mal
95 York Mills ດໍ ັ ັ	EW	Mal/Wil
321 York Mills ດໍ ັ ັ	EW	Mal

MOUNT DENNIS DIVISION

5 Avenue Rd ດໍ ັ ັ	NS	MtD
6 Bay	NS	MtD
300 Bloor-Danforth ດໍ ັ ັ	EW	B/E/MtD/Q
126 Christie ດໍ ັ ັ	NS	MtD
127 Davenport ດໍ ັ ັ	EW	MtD
141 Downtown/Mt Pleasant Express	NS	MtD
329 Dufferin ດໍ ັ ັ	NS	MtD/Wil
26 Dupont ດໍ ັ ັ	EW	MtD
32 Eglinton West ດໍ ັ ັ	EW	MtD
307 Eglinton West ດໍ ັ ັ	EW	MtD
40 Junction ດໍ ັ ັ	EW	MtD
41 Keele ດໍ ັ ັ	NS	MtD
47 Lansdowne ດໍ ັ ັ	NS	MtD

52 Lawrence West	EW	MtD
352 Lawrence West	EW	MtD
58 Malton ດໍ ັ ັ	EW	MtD
59 Maple Leaf	EW	MtD
171 Mt Dennis	NS	MtD
63 Ossington ດໍ ັ ັ	NS	MtD
316 Ossington ດໍ ັ ັ	NS	MtD/Wil
161 Rogers Rd ດໍ ັ ັ	EW	MtD
71 Runnymede	NS	MtD
79 Scarlett Rd ດໍ ັ ັ	NS	MtD
77 Swansea	NS	MtD
168 Symington ດໍ ັ ັ	NS	MtD
90 Vaughan	NS	MtD
55 Warren Park ດໍ ັ ັ	NS	MtD
94 Wellesley ດໍ ັ ັ	EW	MtD
89 Weston ດໍ ັ ັ	NS	MtD
320 Yonge ດໍ ັ ັ	NS	Egl/Wil/MtD

QUEENSWAY DIVISION

192 Airport Rocket ດໍ ັ ັ	NS	Qsy
49 Bloor West ດໍ ັ ັ	EW	Qsy
300 Bloor-Danforth ດໍ ັ ັ	EW	B/E/MtD/Q
50 Burnhamthorpe ດໍ ັ ັ	EW	Qsy
145 Downtown/Humber Bay Express ດໍ ັ ັ	NS	Qsy
111 East Mall ດໍ ັ ັ	NS	Qsy
15 Evans ດໍ ັ ັ	EW	Qsy
110 Islington South ດໍ ັ ັ	NS	Qsy
44 Kipling South ດໍ ັ ັ	NS	Qsy
45 Kipling ດໍ ັ ັ	NS	Qsy
30 Lambton ດໍ ັ ັ	EW	Qsy
66 Prince Edward ດໍ ັ ັ	NS	Qsy
80 Queensway ດໍ ັ ັ	EW	Qsy
48 Rathburn ດໍ ັ ັ	EW	Qsy
73 Royal York ດໍ ັ ັ	NS	Qsy
76 Royal York South ດໍ ັ ັ	NS	Qsy
123 Shorncliffe ດໍ ັ ັ	NS	Qsy
112 West Mall ດໍ ັ ັ	NS	Qsy

RONCESVALLES DIVISION

511 Bathurst ຜີ	NS	Ron
506 Carlton ຜີ	EW	Ron/Rus
306 Carlton ຜີ	EW	Ron/Rus
505 Dundas ຜີ	EW	Ron/Rus
509 Harbourfront ຜີ	EW	Ron
504 King ຜີ	EW	Ron/Rus
508 Lake Shore ຜີ	EW	Ron
501 Queen ຜີ	EW	Ron/Rus
301 Queen ຜີ	EW	Ron/Rus
512 St Clair ຜີ	EW	Ron

RUSSELL DIVISION

506 Carlton ຜີ	EW	Ron/Rus
306 Carlton ຜີ	EW	Ron/Rus
502 Downtowner ຜີ	EW	Rus
505 Dundas ຜີ	EW	Ron/Rus
504 King ຜີ	EW	Ron/Rus
503 Kingston Rd ຜີ	EW	Rus

501 Queen ຜີ	EW	Ron/Rus
301 Queen ຜີ	EW	Ron/Rus
510 Spadina ຜີ	NS	Rus

WILSON DIVISION — BUS

117 Alness	NS	Wil
61 Avenue Rd North ດໍ ັ ັ	NS	Wil
7 Bathurst ຜີ ດໍ ັ ັ	NS	Wil
160 Bathurst North ຜີ	NS	Wil
310 Bathurst ຜີ ດໍ ັ ັ	NS	Wil
11 Bayview ດໍ ັ ັ	NS	Wil
42 Cummer ດໍ ັ ັ	EW	Wil
28 Davisville ດໍ ັ ັ	EW	Wil
142 Downtown/Avenue Rd Express	NS	Wil
125 Drewry ດໍ ັ ັ	EW	Wil
29 Dufferin ຜີ ດໍ ັ ັ	NS	Wil
105 Dufferin North ດໍ ັ ັ	NS	Wil
329 Dufferin ຜີ ດໍ ັ ັ	NS	MtD/Wil
193 Exhibition Rocket ຜີ ດໍ ັ ັ	NS	Wil
104 Faywood ດໍ ັ ັ	NS	Wil
33 Forest Hill	NS	Wil
14 Glencairn ດໍ ັ ັ	EW	Wil
122 Graydon Hall ດໍ ັ ັ	EW	Wil
107 Keele North ດໍ ັ ັ	NS	Wil
162 Lawrence-Donway ດໍ ັ ັ	EW	Wil
56 Leaside ດໍ ັ ັ	NS	Wil
51 Leslie ດໍ ັ ັ	NS	Wil
74 Mt Pleasant ດໍ ັ ັ	NS	Wil
103 Mt Pleasant North ດໍ ັ ັ	NS	Wil
316 Ossington ດໍ ັ ັ	NS	MtD/Wil
109 Ranee ດໍ ັ ັ	NS	Wil
82 Rosedale ດໍ ັ ັ	EW	Wil
75 Sherbourne ຜີ ດໍ ັ ັ	NS	Wil
115 Silver Hills ດໍ ັ ັ	EW	Wil
88 South Leaside ດໍ ັ ັ	EW	Wil
78 St Andrews ດໍ ັ ັ	EW	Wil
124 Sunnybrook ດໍ ັ ັ	EW	Wil
10 Van Horne ດໍ ັ ັ	EW	Wil
98 Willowdale-Senlac ດໍ ັ ັ	EW	Wil
97 Yonge ດໍ ັ ັ	NS	Wil
320 Yonge ດໍ ັ ັ	NS	Egl/Wil/MtD
95 York Mills ດໍ ັ ັ	EW	Mal/Wil
106 York University ດໍ ັ ັ	NS	Wil
196 York University Rocket	NS	Wil

WILSON DIVISION — SUBWAY



































1 Yonge-University-Spadina Subway	NS	WilSub
4 Sheppard Subway	EW	WilSub

WHEEL-TRANS OPERATIONS






404 East York Community Bus ດໍ ັ ັ	EW	W-T
400 Lawrence Manor Community Bus ດໍ ັ ັ	EW	W-T
402 Parkdale Community Bus ດໍ ັ ັ	NS	W-T
403 South Don Mills Community Bus ດໍ ັ ັ	NS	W-T
405 Etobicoke Community Bus ດໍ ັ ັ	EW	W-T



















**List of rapid transit stations, with connecting routes**

**1 YONGE-UNIVERSITY-SPADINA SUBWAY**

Finch  & 	36, 39, 42, 53, 60, 97, 125, GO buses, York Region Transit, VIVA, Brampton Transit
North York Centre  & 	97, GO buses
Sheppard-Yonge  & 	4, 84, 85, 97, 98, 196, GO buses
York Mills  & 	78, 95, 96, 97, 115, 122, 165, GO buses
Lawrence	52, 97, 124, 162
Eglinton  & 	5, 32, 34, 51, 54, 56, 61, 97, 100, 103
Davisville  & 	11, 14, 28, 97
St Clair  & 	74, 88, 97, 512
Summerhill	97
Rosedale	82, 97
Bloor-Yonge  & 	2, 97
Wellesley &  Bus	94, 97
College	97, 506
Dundas  & 	97, 505
Queen  & 	97, 141, 142, 143, 144, 501, 502
King	97, 503, 504, 508
Union  & 	6, 72, 97, 503, 509, 510, GO trains/buses
St Andrew (King Street)	503, 504, 508
Osgoode (Queen Street)  & 	141, 142, 143, 144, 501, 502
St Patrick (Dundas Street)	142, 505
Queen's Park (College Street)  & 	5, 142, 506
Museum	5, 94, 142
St George  & 	2, 26
Spadina *	2, 127, 510
Dupont	26, 127
St Clair West	7, 33, 90, 126, 512
Eglinton West  & 	32, 63, 109
Glencairn	14
Lawrence West &  Bus	52, 58, 59, 109, 400
Yorkdale	47, 109, GO buses, York Region Transit
Wilson	7, 29, 96, 104, 120, 160, 165
Downsview  & 	84, 101, 105, 106, 107, 108, 117, 196, VIVA






**2 BLOOR-DANFORTH SUBWAY**

Kipling  & 	30, 44, 45, 46, 49, 111, 112, 123, 191, 192, GO trains
Islington	37, 50, 110, Mississauga Transit
Royal York	15, 48, 73, 76
Old Mill	66
Jane  & 	26, 35, 55
Runnymede &  Bus	71, 77, 79
High Park	30
Keele	41, 80, 89









Dundas West  & 	40, 168, 193 ✪, 504, 505, GO trains
Lansdowne	47
Dufferin	29, 402
Ossington	63, 94, 161
Christie	126
Bathurst  & 	7, 511
Spadina  & * 	1, 127, 510
St George  & 	1, 26
Bay (Yorkville)	6
Bloor-Yonge  & 	1, 97
Sherbourne	75
Castle Frank &  Bus	65, 94
Broadview  & 	8, 62, 87, 100, 504, 505
Chester	
Pape	25, 72, 81
Donlands &  Bus	56, 83
Greenwood	31
Coxwell	22, 70
Woodbine	91, 92
Main Street  & 	20, 23, 62, 64, 87, 113, 135, 506, GO trains
Victoria Park	12, 24, 67, 404
Warden	9, 16, 17, 68, 69, 70, 102, 135
Kennedy  & 	3, 12, 20, 21, 34, 43, 57, 86, 113, 116, 131, GO trains



\* No level access to 1 YONGE-UNIVERSITY-SPADINA subway platforms at Spadina Stn







**3 SCARBOROUGH RT**

Kennedy  & 	2, 12, 20, 21, 34, 43, 57, 86, 113, 116, 131, GO trains
Lawrence East &  SB	54
Ellesmere	95
Midland	57
Scarborough Centre  & 	9, 16, 21, 38, 43, 129, 130, 131, 132, 133, 134, 169, 190, GO buses
McCowan	9, 134





























**4 SHEPPARD SUBWAY**

Sheppard-Yonge  & 	1, 84, 85, 97, 98, 196, GO buses
Bayview  & 	11, 85
Leslie  & 	51, 85, GO trains
Bessarion  & 	85

Don Mills  & 	10, 24, 25, 85, 139, 167, 169, 190, 224, York Region Transit, VIVA
---	---

510 SPADINA streetcar and 509 HARBOURFRONT streetcar	
Spadina 	2, 127, 510
Queens Quay (Ferry Docks) 	6, 97, 509, 510
Union  & 	1, 6, 72, 97, 503, 509, 510, GO trains/buses
Exhibition  & 	29, 509, 511, GO trains

**GO TRAIN STATIONS SERVED BY TTC**

Toronto – Union Station  & 	See Union Station
Long Branch	110, 123, 501, 508, Mississauga Transit
Mimico	76
Exhibition  & 	29, 509, 511
Danforth  & 	See Main Street Station
Scarborough	9, 12, 16, 20, 102, 113
Eglinton	9, 34, 86, 116
Guildwood  & 	86, 116
Rouge Hill  & 	38, 54, 85, Durham Region Transit
Malton	58, Mississauga Transit
Etobicoke North & 	37, 45, Mississauga Transit
Weston & 	52, 58, 59, 79, 89
Bloor	See Dundas West Station
Maple & 	107, York Region Transit
Rutherford & 	107, York Region Transit
York University & 	41
Old Cummer & 	39, 42, 51
Oriole & 	4, 10, 51, 85, 115, 169
Kipling	See Kipling Station
Mount Joy & 	102, York Region Transit
Markham & 	102, York Region Transit
Centennial & 	129, York Region Transit
Milliken & 	43, 53, 57, York Region Transit
Agincourt & 	43, 57, 85
Kennedy  & 	See Kennedy Station
 – Elevators to all levels	
 – Station fully accessible	
 SB – Level access to southbound platform (obstacles may exist at doors)	
 Bus – Level access from street to accessible buses (obstacles may exist at doors)	
✪ – Seasonal, special-event, or temporary construction service	

Twenty-nine of the TTC's 69 stations are accessible

Toronto Transit Commission  
**List of transit vehicles**

Type	Vehicle number series	Model	Vehicles in service	Garage/ Carhouse	Built	Seats	Length	Accessible?	Kneeling?	Air conditioned?	Fuel/ Propulsion	Manufacturer
Bus	1000-1149	Orion VII	150	Arw, Mal, Wil	2006	38	12 m	Low floor &	Yes	Yes	Diesel-electric	Orion Bus Industries
Bus	1200-1423	Orion VII "Next Gen"	224	Arw, Mal, MtD, Wil	2007-2008	36	12 m	Low floor &	Yes	Yes	Diesel-electric	Daimler Buses North America
Bus	1500-1689	Orion VII "Next Gen"	190	MtD, Wil	2008	36	12 m	Low floor &	Yes	Yes	Diesel-electric	Daimler Buses North America
Bus	1700-1829	Orion VII "Next Gen"	130	Mal, Wil	2009	36	12 m	Low floor &	Yes	Yes	Diesel-electric	Daimler Buses North America
Bus	2240-2858	T6H5307N "New Look"	112	MtD, Wil	1981-1983	39	12 m	No	No	No	Diesel	General Motors
Bus	6210-6293	TC40102N "Classic"	2	MtD	1987	40	12 m	No	No	No	Diesel	General Motors
Bus	6640-6745	Orion V	1	MtD	1991-1992	39	12 m	No	Yes	Yes	Diesel	Ontario Bus Industries
Bus	7000-7134	Orion V	135	Mal	1996	36	12 m	Lift & ♯	Yes	Yes	Diesel	Orion Bus Industries
Bus	7200-7251	RTS	52	Arw	1998	39	12 m	Lift & ♯	Yes	Yes	Diesel	Nova Bus
Bus	7300-7350	D40LF	51	Qsy	1998-1999	35	12 m	Low floor &	Yes	Yes	Diesel	New Flyer Industries
Bus	7400-7881	Orion VII	482	Bir, Egl	2002-2005	38	12 m	Low floor &	Yes	Yes	Diesel	Orion Bus Industries
Bus	7900-7979	Orion VII	80	Arw, Wil	2006	38	12 m	Low floor &	Yes	Yes	Diesel	Orion Bus Industries
Bus	8000-8099	Orion VII	100	Qsy	2007	38	12 m	Low floor &	Yes	Yes	Diesel	DaimlerChrysler CBNA
Bus	8100-8219	Orion VII "Next Gen"	1 of 120 <sup>2</sup>	Wil	2010	-	12 m	Low floor &	Yes	Yes	Diesel	Daimler Buses North America
Bus	9400-9449	Orion V	50	Wil	1996	37	12 m	Lift & ♯	Yes	Yes	Diesel	Orion Bus Industries
Community Bus	9700-9706	Orion II	7	W-T	1991	17	8 m	Low floor &	Yes	Yes	Diesel	Ontario Bus Industries
Wheel-Trans Bus	9751-9889	ELF	138	W-T	1999-2003	5	7 m	Low floor &	Yes	Yes	Diesel	Overland Custom Coach
Streetcar	4000-4199	CLRV L-1, L-2	195	Ron, Rus	1977-1981	42-46	15 m	No	N/A	1 of 195	Electric	UTDC/SIG/Hawker Siddeley
Streetcar	4200-4251	ALRV L-3	52	Ron, Rus	1987-1989	61	23 m	No	N/A	No	Electric	UTDC/Can Car Rail
Streetcar	-	FLEXITY	0 of 204 <sup>1</sup>	-	2011-2018	-	28 m	Low floor &	N/A	Yes	Electric	Bombardier Inc.
Rapid transit car	3000-3027	S-1	28	McCowan	1983-1986	30	13 m	Level boarding &	N/A	Yes	Electric	UTDC/Metro Canada Ltd.
Subway car	5000-5371	T-1	372	GrnSub/WilSub	1995-2001	66	23 m	Level boarding &	N/A	Yes	Electric	Bombardier Inc.
Subway car	5381-5766	Toronto Rocket	0 of 234 <sup>1</sup>	-	2009-2011	60-68	23 m	Level boarding &	N/A	Yes	Electric	Bombardier Inc.
Subway car	5576-5663	H-4	44	GrnSub	1974-1975	77	23 m	Level boarding &	N/A	No	Electric	Hawker Siddeley
Subway car	5670-5807	H-5	136	WilSub	1976-1979	76	23 m	Level boarding &	N/A	Yes	Electric	Hawker Siddeley
Subway car	5810-5935	H-6	126	GrnSub	1986-1989	76	23 m	Level boarding &	N/A	Yes	Electric	UTDC/Can Car Rail

Updated April 5, 2010. Sources: *Bus Maintenance Department Active Bus Allocation* and *Vehicle Roster Lists – Surface Vehicle Engineering*.

<b>Abbreviations</b>				<b>"Vehicles in service" notes</b>			
Arw .....	Arrow Road	GrnSub.....	Greenwood Subway	Qsy.....	Queensway	WilSub .....	Wilson Subway
Bir .....	Birchmount	Mal .....	Malvern	Ron.....	Roncesvalles	W-T .....	Wheel-Trans
Egl.....	Eglinton	MtD .....	Mount Dennis	Rus.....	Russell	Wil.....	Wilson Bus
							1. Approved by Commission for future delivery.
							2. Deliveries of new vehicles in progress.